



Circuit de Barcelona

TCR Europe

Race - 1

Provisional Results



Cls	Nº	Driver	Nat	Team	Nat	Vehicle	Laps	Total Time	Gap	Interval	Km/h	Best	Time	Km/h
1	9	Attila Tassi	HUN	Hell Energy Racing with KCMG	HUN	Honda Civic Type R FK7 TCR	12	25:27.908			131.6	5	1:55.413	145.2
2	62	Dušan Borkovic	SRB	Target Competition	SRB	Hyundai i30 N TCR	12	25:31.330	3.422	3.422	131.3	4	1:55.611	144.9
3	555	Norbert Michelisz	HUN	M1RA	HUN	Hyundai i30 N TCR	12	25:31.807	3.899	0.477	131.2	4	1:55.449	145.1
4	116	Ashley Sutton	GBR	WestCoast Racing	GBR	Volkswagen Golf GTI TCR	12	25:33.242	5.334	1.435	131.1	4	1:55.466	145.1
5	25	Mikel Azcona	ESP	PCR Sport	ESP	Cupra TCR	12	25:34.001	6.093	0.759	131.0	4	1:55.547	145.0
6	69	Jean-Karl Vernay	FRA	Leopard Lukoil Team	FRA	Audi RS3 LMS TCR	12	25:34.574	6.666	0.573	131.0	4	1:55.352	145.2
7	999	Dániel Nagy	HUN	M1RA	HUN	Hyundai i30 N TCR	12	25:35.252	7.344	0.678	130.9	4	1:55.482	145.1
8	94	Kris Richard	SUI	Target Competition	SUI	Hyundai i30 N TCR	12	25:35.924	8.016	0.672	130.9	5	1:55.906	144.5
9	4	Julien Briché	FRA	JSB Compétition	FRA	Peugeot 308 TCR	12	25:37.264	9.356	1.340	130.8	5	1:55.716	144.8
10	8	Reece Barr	IRE	Target Competition	IRE	Hyundai i30 N TCR	12	25:37.957	10.049	0.693	130.7	5	1:55.744	144.7
11	15	Peter Terting	GER	Target Competition	GER	Hyundai i30 N TCR	12	25:39.273	11.365	1.316	130.6	8	1:56.304	144.0
12	34	Stian Paulsen	NOR	Stian Paulsen Racing	NOR	Cupra TCR	12	25:41.663	13.755	2.390	130.4	5	1:55.864	144.6
13	19	Andreas Bäckman	SW	WestCoast Racing	SW	Volkswagen Golf GTI TCR	12	25:42.741	14.833	1.078	130.3	4	1:56.432	143.9
14	32	Oliver Taylor	GBR	Pyro Motorsport	GBR	Honda Civic Type R FK7 TCR	12	25:44.733	16.825	1.992	130.1	4	1:56.531	143.8
15	88	Maxime Potty	BEL	Comtoyou Racing	BEL	Volkswagen Golf GTI TCR	12	25:45.763	17.855	1.030	130.0	11	1:57.119	143.0
16	126	Jessica Bäckman	SW	WestCoast Racing	SW	Volkswagen Golf GTI TCR	12	25:49.629	21.721	3.866	129.7	5	1:57.114	143.0
17	10	Viktor Davidovski	MKD	PSS Racing Team	MKD	Honda Civic Type R FK7 TCR	12	25:50.857	22.949	1.228	129.6	5	1:57.055	143.1
18	17	Martin Ryba	SVK	Brutal Fish Racing Team	SVK	Volkswagen Golf GTI TCR	12	25:58.203	30.295	7.346	129.0	4	1:56.961	143.2
19	35	M. Sathienthirakul	THA	Monlau Competición	THA	Cupra TCR	12	25:58.676	30.768	0.473	129.0	6	1:57.718	142.3
20	27	Enrique Hernando	ESP	Sports & You	ESP	Peugeot 308 TCR	12	26:00.500	32.592	1.824	128.8	6	1:57.653	142.4
21	22	Petr Fulín	CZE	Fulin Race Academy	CZE	Cupra TCR	12	26:01.476	33.568	0.976	128.7	8	1:57.860	142.1
22	21	Marie Baus-Coppens	FRA	JSB Compétition	FRA	Cupra TCR DSG	12	26:03.163	35.255	1.687	128.6	6	1:58.192	141.7
23	28	Jean-Laurent Navarro	FRA	MN Développement	FRA	Volkswagen Golf GTI TCR	12	26:03.679	35.771	0.516	128.6	6	1:57.424	142.7
24	5	Klim Gavrilov	RUS	LTA Rally	RUS	Volkswagen Golf GTI TCR	12	26:10.286	42.378	6.607	128.0	7	1:57.146	143.0
25	99	Josh Files	GBR	Hell Energy Racing with KCMG	GBR	Honda Civic Type R FK7 TCR	10	21:57.327	2 Laps	2 Laps	127.2	4	1:55.555	145.0
26	11	Jens Reno Møller	DEN	Reno Racing	DEN	Honda Civic Type R FK7 TCR	9	20:21.473	3 Laps	1 Lap	123.4	6	1:57.030	143.1
Not classified: (Requirements: 75% of number laps of leader = 9 Laps)														
	909	Mike Halder	GER	Hell Energy Racing with KCMG	GER	Honda Civic Type R FK7 TCR	8	18:15.606	4 Laps	1 Lap	122.3	5	1:55.848	144.6
	223	Nathanaël Berthon	FRA	Comtoyou Racing	FRA	Audi RS3 LMS TCR	6	14:06.839	6 Laps	2 Laps	118.7	4	1:56.399	143.9
	42	Stefano Comini	SUI	Autodis Racing by THX	SUI	Honda Civic Type R FK7 TCR	5	12:13.352	7 Laps	1 Lap	114.2	4	2:00.840	138.6
	38	Danny Kroes	NED	PCR Sport	NED	Cupra TCR	4	10:12.540	8 Laps	1 Lap	109.4	4	1:58.236	141.7
	23	Francisco Abreu	POR	Sports & You	POR	Peugeot 308 TCR	1	2:55.832	11 Laps	3 Laps	95.3	1	2:55.832	95.3
	111	Nikola Miljković	SRB	LEIN Racing	SRB	Cupra TCR								

Fastest lap VERNAY in 1:55.352 at 145.3 Km/h in lap 4

Published at:.....

Track Temp: 26.0 °C Air Temp: 23.2 °C Humidity: 63 % Track Status: DRY

Stewards:	Race Director:	Timekeeper: 
-----------	----------------	---





Circuit de Barcelona

TCR Europe

Race - 1

Provisional Classification by Driver Fastest Lap



Cls	Nº	Driver	Nat	Team	Nat	Vehicle	Laps	Best	Time	Gap	Interval	Km/h
1	69	Jean-Karl Vernay	FRA	Leopard Lukoil Team	FRA	Audi RS3 LMS TCR	12	4	1:55.352			145.2
2	9	Attila Tassi	HUN	Hell Energy Racing with KCMG	HUN	Honda Civic Type R FK7 TCR	12	5	1:55.413	0.061	0.061	145.2
3	55	Norbert Michelisz	HUN	M1RA	HUN	Hyundai i30 N TCR	12	4	1:55.449	0.097	0.036	145.1
4	11	Ashley Sutton	GBR	WestCoast Racing	GBR	Volkswagen Golf GTI TCR	12	4	1:55.466	0.114	0.017	145.1
5	99	Dániel Nagy	HUN	M1RA	HUN	Hyundai i30 N TCR	12	4	1:55.482	0.130	0.016	145.1
6	25	Mikel Azcona	ESP	PCR Sport	ESP	Cupra TCR	12	4	1:55.547	0.195	0.065	145.0
7	99	Josh Files	GBR	Hell Energy Racing with KCMG	GBR	Honda Civic Type R FK7 TCR	10	4	1:55.555	0.203	0.008	145.0
8	62	Dušan Borkovic	SRB	Target Competition	SRB	Hyundai i30 N TCR	12	4	1:55.611	0.259	0.056	144.9
9	4	Julien Briché	FRA	JSB Compétition	FRA	Peugeot 308 TCR	12	5	1:55.716	0.364	0.105	144.8
10	8	Reece Barr	IRE	Target Competition	IRE	Hyundai i30 N TCR	12	5	1:55.744	0.392	0.028	144.7
11	90	Mike Halder	GER	Hell Energy Racing with KCMG	GER	Honda Civic Type R FK7 TCR	8	5	1:55.848	0.496	0.104	144.6
12	34	Stian Paulsen	NOR	Stian Paulsen Racing	NOR	Cupra TCR	12	5	1:55.864	0.512	0.016	144.6
13	94	Kris Richard	SUI	Target Competition	SUI	Hyundai i30 N TCR	12	5	1:55.906	0.554	0.042	144.5
14	15	Peter Terting	GER	Target Competition	GER	Hyundai i30 N TCR	12	8	1:56.304	0.952	0.398	144.0
15	22	Nathanaël Bertho	FRA	Comtoy Racing	FRA	Audi RS3 LMS TCR	6	4	1:56.399	1.047	0.095	143.9
16	19	Andreas Bäckma	SWE	WestCoast Racing	SWE	Volkswagen Golf GTI TCR	12	4	1:56.432	1.080	0.033	143.9
17	32	Oliver Taylor	GBR	Pyro Motorsport	GBR	Honda Civic Type R FK7 TCR	12	4	1:56.531	1.179	0.099	143.8
18	17	Martin Ryba	SVK	Brutal Fish Racing Team	SVK	Volkswagen Golf GTI TCR	12	4	1:56.961	1.609	0.430	143.2
19	11	Jens Reno Møller	DEN	Reno Racing	DEN	Honda Civic Type R FK7 TCR	9	6	1:57.030	1.678	0.069	143.1
20	10	Viktor Davidovski	MKD	PSS Racing Team	MKD	Honda Civic Type R FK7 TCR	12	5	1:57.055	1.703	0.025	143.1
21	12	Jessica Bäckman	SWE	WestCoast Racing	SWE	Volkswagen Golf GTI TCR	12	5	1:57.114	1.762	0.059	143.0
22	88	Maxime Potty	BEL	Comtoy Racing	BEL	Volkswagen Golf GTI TCR	12	11	1:57.119	1.767	0.005	143.0
23	5	Klim Gavrilov	RUS	LTA Rally	RUS	Volkswagen Golf GTI TCR	12	7	1:57.146	1.794	0.027	143.0
24	28	Jean-Laurent Nav	FRA	MN Développement	FRA	Volkswagen Golf GTI TCR	12	6	1:57.424	2.072	0.278	142.7
25	27	Enrique Hernand	ESP	Sports & You	ESP	Peugeot 308 TCR	12	6	1:57.653	2.301	0.229	142.4
26	35	M. Sathienthirakul	THA	Monlau Competición	THA	Cupra TCR	12	6	1:57.718	2.366	0.065	142.3
27	22	Petr Fulín	CZE	Fulin Race Academy	CZE	Cupra TCR	12	8	1:57.860	2.508	0.142	142.1
28	21	Marie Baus-Cop	FRA	JSB Compétition	FRA	Cupra TCR DSG	12	6	1:58.192	2.840	0.332	141.7
29	38	Danny Kroes	NED	PCR Sport	NED	Cupra TCR	4	4	1:58.236	2.884	0.044	141.7
30	42	Stefano Comini	SUI	Autodis Racing by THX	SUI	Honda Civic Type R FK7 TCR	5	4	2:00.840	5.488	2.604	138.6
31	23	Francisco Abreu	POR	Sports & You	POR	Peugeot 308 TCR	1	1	2:55.832	1:00.480	54.992	95.3





Circuit de Barcelona

TCR Europe

Race - 1

Distance and Speed Average



Cls	Nº	Driver	Nat	Team	Nat	Vehicle	Cls	Laps	Distance	Total Time	Km/h
1	9	Attila Tassi	HUN	Hell Energy Racing with KCMG	HUN	Honda Civic Type R FK7 TCR	1	12	55.86	25:27.908	131.6
2	62	Dušan Borkovic	SRB	Target Competition	SRB	Hyundai i30 N TCR	1	12	55.86	25:31.330	131.3
3	555	Norbert Michelisz	HUN	M1RA	HUN	Hyundai i30 N TCR	2	12	55.86	25:31.807	131.2
4	116	Ashley Sutton	GBR	WestCoast Racing	GBR	Volkswagen Golf GTI TCR	1	12	55.86	25:33.242	131.1
5	25	Mikel Azcona	ESP	PCR Sport	ESP	Cupra TCR	1	12	55.86	25:34.001	131.0
6	69	Jean-Karl Vernay	FRA	Leopard Lukoil Team	FRA	Audi RS3 LMS TCR	1	12	55.86	25:34.574	131.0
7	999	Dániel Nagy	HUN	M1RA	HUN	Hyundai i30 N TCR	3	12	55.86	25:35.252	130.9
8	94	Kris Richard	SUI	Target Competition	SUI	Hyundai i30 N TCR	4	12	55.86	25:35.924	130.9
9	4	Julien Briché	FRA	JSB Compétition	FRA	Peugeot 308 TCR	1	12	55.86	25:37.264	130.8
10	8	Reece Barr	IRE	Target Competition	IRE	Hyundai i30 N TCR	5	12	55.86	25:37.957	130.7
11	15	Peter Terting	GER	Target Competition	GER	Hyundai i30 N TCR	6	12	55.86	25:39.273	130.6
12	34	Stian Paulsen	NOR	Stian Paulsen Racing	NOR	Cupra TCR	2	12	55.86	25:41.663	130.4
13	19	Andreas Bäckman	SWE	WestCoast Racing	SWE	Volkswagen Golf GTI TCR	2	12	55.86	25:42.741	130.3
14	32	Oliver Taylor	GBR	Pyro Motorsport	GBR	Honda Civic Type R FK7 TCR	2	12	55.86	25:44.733	130.1
15	88	Maxime Potty	BEL	Comtoy Racing	BEL	Volkswagen Golf GTI TCR	3	12	55.86	25:45.763	130.0
16	126	Jessica Bäckman	SWE	WestCoast Racing	SWE	Volkswagen Golf GTI TCR	4	12	55.86	25:49.629	129.7
17	10	Viktor Davidovski	MKD	PSS Racing Team	MKD	Honda Civic Type R FK7 TCR	3	12	55.86	25:50.857	129.6
18	17	Martin Ryba	SVK	Brutal Fish Racing Team	SVK	Volkswagen Golf GTI TCR	5	12	55.86	25:58.203	129.0
19	35	M. Sathienthirakul	THA	Monlau Competición	THA	Cupra TCR	3	12	55.86	25:58.676	129.0
20	27	Enrique Hernando	ESP	Sports & You	ESP	Peugeot 308 TCR	2	12	55.86	26:00.500	128.8
21	22	Petr Fulín	CZE	Fulin Race Academy	CZE	Cupra TCR	4	12	55.86	26:01.476	128.7
22	21	Marie Baus-Coppens	FRA	JSB Compétition	FRA	Cupra TCR DSG	5	12	55.86	26:03.163	128.6
23	28	Jean-Laurent Navarro	FRA	MN Développement	FRA	Volkswagen Golf GTI TCR	6	12	55.86	26:03.679	128.6
24	5	Klim Gavrilov	RUS	LTA Rally	RUS	Volkswagen Golf GTI TCR	7	12	55.86	26:10.286	128.0
25	99	Josh Files	GBR	Hell Energy Racing with KCMG	GBR	Honda Civic Type R FK7 TCR	4	10	46.55	21:57.327	127.2
26	11	Jens Reno Møller	DEN	Reno Racing	DEN	Honda Civic Type R FK7 TCR	5	9	41.89	20:21.473	123.4
Not classified: (Requirements: 75% of number laps of leader = 9 Laps)											
	909	Mike Halder	GER	Hell Energy Racing with KCMG	GER	Honda Civic Type R FK7 TCR	6	8	37.24	18:15.606	122.3
	223	Nathanaël Berthon	FRA	Comtoy Racing	FRA	Audi RS3 LMS TCR	2	6	27.93	14:06.839	118.7
	42	Stefano Comini	SUI	Autodis Racing by THX	SUI	Honda Civic Type R FK7 TCR	7	5	23.27	12:13.352	114.2
	38	Danny Kroes	NED	PCR Sport	NED	Cupra TCR	6	4	18.62	10:12.540	109.4
	23	Francisco Abreu	POR	Sports & You	POR	Peugeot 308 TCR	3	1	04.65	2:55.832	95.3
	111	Nikola Miljković	SRB	LEIN Racing	SRB	Cupra TCR	7				





Circuit de Barcelona

TCR Europe

Race - 1

Lap Analysis



4

Julien Briché

Peugeot 308 TCR

9

Attila Tassi

Honda Civic Type R FK7 TCR

JSB Compétition

Hell Energy Racing with KCMG

Lap D	Time	Sector 1	Sector 2	Sector 3	T. Spd	Elapsed	Lap D	Time	Sector 1	Sector 2	Sector 3	T. Spd	Elapsed
1	2:16.746	40.014	46.658	50.074	203.0	2:16.746	1	2:07.081	37.270	45.003	44.808	196.0	2:07.081
2	3:07.756	51.383	1:13.788	1:02.585	118.4	5:24.502	2	3:05.721	53.682	1:12.150	59.889	127.0	5:12.802
3	2:41.842	49.990	1:04.505	47.347	132.0	8:06.344	3	2:49.326	52.266	1:06.336	50.724	125.7	8:02.128
4	1:56.352	32.979	45.301	38.072	245.4	10:02.696	4	1:55.434	32.778	44.849	37.807	235.8	9:57.562
5	1:55.716	32.941	45.004	37.771	239.4	11:58.412	5	1:55.413	32.817	44.930	37.666	237.3	11:52.975
6	1:57.224	33.117	45.747	38.360	241.0	13:55.636	6	1:56.452	32.956	45.896	37.600	237.8	13:49.427
7	1:56.566	33.135	45.263	38.168	243.7	15:52.202	7	1:55.876	33.031	45.151	37.694	237.3	15:45.303
8	1:56.511	32.989	45.317	38.205	242.6	17:48.713	8	1:56.445	33.113	45.472	37.860	236.8	17:41.748
9	1:58.195	33.060	45.466	39.669	241.6	19:46.908	9	1:56.507	33.187	45.270	38.050	236.3	19:38.255
10	1:56.475	33.164	45.300	38.011	238.9	21:43.383	10	1:56.600	33.185	45.468	37.947	236.8	21:34.855
11	1:57.053	33.115	45.744	38.194	242.1	23:40.436	11	1:56.337	32.972	45.340	38.025	237.3	23:31.192
12	1:56.828	33.224	45.540	38.064	241.6	25:37.264	12	1:56.716	33.060	45.514	38.142	236.8	25:27.908

5

Klim Gavrilov

Volkswagen Golf GTI TCR

10

Viktor Davidovski

Honda Civic Type R FK7 TCR

LTA Rally

PSS Racing Team

Lap D	Time	Sector 1	Sector 2	Sector 3	T. Spd	Elapsed	Lap D	Time	Sector 1	Sector 2	Sector 3	T. Spd	Elapsed
1	2:30.080	43.372	46.948	59.760	212.5	2:30.080	1	2:25.826	42.115	46.959	56.752	215.5	2:25.826
2	3:12.149	48.187	1:14.729	1:09.233	189.1	5:42.229	2	3:10.558	49.235	1:13.647	1:07.676	168.4	5:36.384
3	2:31.025	43.901	1:03.049	44.075	166.1	8:13.254	3	2:33.901	45.474	1:03.911	44.516	180.3	8:10.285
4	1:58.338	33.586	45.861	38.891	245.4	10:11.592	4	1:57.506	33.092	45.844	38.570	240.0	10:07.791
5	2:17.477	33.277	1:05.991	38.209	241.0	12:29.069	5	1:57.055	33.087	45.658	38.310	238.9	12:04.846
6	1:57.524	33.479	45.931	38.114	237.3	14:26.593	6	1:57.762	32.930	46.007	38.825	240.0	14:02.608
7	1:57.146	33.205	45.601	38.340	236.8	16:23.739	7	1:57.589	33.149	46.068	38.372	240.0	16:00.197
8	1:57.245	33.320	45.573	38.352	237.8	18:20.984	8	1:57.645	33.091	45.934	38.620	241.6	17:57.842
9	1:57.203	33.270	45.664	38.269	237.8	20:18.187	9	1:57.789	33.101	46.055	38.633	240.0	19:55.631
10	1:57.451	33.215	45.746	38.490	238.4	22:15.638	10	1:57.846	33.095	45.869	38.882	241.0	21:53.477
11	1:57.158	33.253	45.592	38.313	238.4	24:12.796	11	1:59.797	35.039	46.366	38.392	241.0	23:53.274
12	1:57.490	33.317	45.761	38.412	238.4	26:10.286	12	1:57.583	33.280	45.876	38.427	240.5	25:50.857

8

Reece Barr

Hyundai i30 N TCR

11

Jens Reno Møller

Honda Civic Type R FK7 TCR

Target Competition

Reno Racing

Lap D	Time	Sector 1	Sector 2	Sector 3	T. Spd	Elapsed	Lap D	Time	Sector 1	Sector 2	Sector 3	T. Spd	Elapsed
1	2:22.378	40.118	48.128	54.132	206.8	2:22.378	1	2:51.530	41.340	1:29.878	40.312	214.2	2:51.530
2	3:08.806	49.926	1:14.131	1:04.749	166.4	5:31.184	2	2:54.668	34.289	1:11.497	1:08.882	228.3	5:46.198
3	2:37.688	48.211	1:03.605	45.872	145.3	8:08.872	3	2:29.492	43.311	1:03.633	42.548	191.4	8:15.690
4	1:56.261	32.846	44.998	38.417	241.6	10:05.133	4	1:57.299	33.190	45.918	38.191	243.2	10:12.989
5	1:55.744	33.232	44.842	37.670	241.0	12:00.877	5	1:59.746	33.187	48.478	38.081	243.2	12:12.735
6	1:56.378	32.893	45.850	37.635	241.0	13:57.255	6	1:57.030	33.007	45.720	38.303	241.6	14:09.765
7	1:56.119	32.995	45.350	37.774	239.4	15:53.374	7	1:59.543	33.023	46.686	39.834	243.2	16:09.308
8	1:56.085	33.039	45.138	37.908	240.5	17:49.459	8	2:00.317	33.485	47.879	38.953	240.5	18:09.625
9	1:57.811	32.899	45.260	39.652	241.6	19:47.270	9	2:11.848 P	33.280	46.111	52.457	242.6	20:21.473
10	1:56.818	33.321	45.413	38.084	238.4	21:44.088							
11	1:56.858	32.967	45.558	38.333	242.6	23:40.946							
12	1:57.011	32.994	45.663	38.354	242.6	25:37.957							





Circuit de Barcelona

TCR Europe

Race - 1

Lap Analysis



15

Peter Terting

Hyundai i30 N TCR

21

Marie Baus-Coppens

Cupra TCR DSG

Target Competition

JSB Compétition

Lap D	Time	Sector 1	Sector 2	Sector 3	T. Spd	Elapsed	Lap D	Time	Sector 1	Sector 2	Sector 3	T. Spd	Elapsed
1	2:15.599	39.641	46.852	49.106	204.1	2:15.599	1	2:27.813	43.663	46.623	57.527	217.3	2:27.813
2	3:07.470	51.844	1:13.869	1:01.757	120.1	5:23.069	2	3:11.909	49.238	1:14.167	1:08.504	173.9	5:39.722
3	2:42.931	50.210	1:05.163	47.558	121.2	8:06.000	3	2:32.993	45.146	1:03.136	44.711	177.3	8:12.715
4	1:57.017	33.088	45.770	38.159	241.6	10:03.017	4	1:58.607	33.828	45.926	38.853	240.5	10:11.322
5	1:56.632	32.949	45.183	38.500	241.0	11:59.649	5	1:58.245	33.281	46.225	38.739	241.6	12:09.567
6	2:00.899	36.856	45.857	38.186	240.5	14:00.548	6	1:58.192	33.697	46.298	38.197	232.2	14:07.759
7	1:56.486	32.895	45.508	38.083	241.0	15:57.034	7	1:59.432	33.320	47.499	38.613	241.6	16:07.191
8	1:56.304	33.281	45.182	37.841	243.2	17:53.338	8	1:59.281	33.381	46.472	39.428	238.4	18:06.472
9	1:56.368	32.957	45.399	38.012	241.0	19:49.706	9	1:58.281	33.392	46.391	38.498	237.8	20:04.753
10	1:56.619	32.792	45.531	38.296	242.1	21:46.325	10	2:00.194	33.464	46.514	40.216	240.5	22:04.947
11	1:56.486	32.893	45.411	38.182	240.5	23:42.811	11	1:59.042	34.037	46.449	38.556	231.7	24:03.989
12	1:56.462	32.877	45.551	38.034	240.0	25:39.273	12	1:59.174	33.778	46.471	38.925	240.0	26:03.163

17

Martin Ryba

Volkswagen Golf GTI TCR

22

Petr Fulín

Cupra TCR

Brutal Fish Racing Team

Fulin Race Academy

Lap D	Time	Sector 1	Sector 2	Sector 3	T. Spd	Elapsed	Lap D	Time	Sector 1	Sector 2	Sector 3	T. Spd	Elapsed
1	2:26.769	43.003	46.450	57.316	217.7	2:26.769	1	2:30.946	43.730	47.802	59.414	215.1	2:30.946
2	3:11.909	49.730	1:14.027	1:08.152	171.1	5:38.678	2	3:12.313	48.159	1:14.892	1:09.262	177.0	5:43.259
3	2:32.889	45.049	1:03.492	44.348	178.5	8:11.567	3	2:30.311	43.999	1:02.808	43.504	153.6	8:13.570
4	1:56.961	32.844	45.396	38.721	242.1	10:08.528	4	1:58.457	33.542	45.985	38.930	243.2	10:12.027
5	1:57.394	33.228	45.643	38.523	241.6	12:05.922	5	1:59.147	33.294	47.389	38.464	242.1	12:11.174
6	1:58.691	33.081	46.650	38.960	241.0	14:04.613	6	1:57.926	33.329	46.029	38.568	243.7	14:09.100
7	1:57.641	33.056	45.905	38.680	240.0	16:02.254	7	1:59.963	33.336	46.798	39.829	244.3	16:09.063
8	1:57.518	33.374	45.636	38.508	237.8	17:59.772	8	1:57.860	33.370	45.942	38.548	240.0	18:06.923
9	1:58.473	33.390	46.430	38.653	240.5	19:58.245	9	1:58.392	33.372	46.310	38.710	241.6	20:05.315
10	2:00.919	33.575	46.922	40.422	239.4	21:59.164	10	1:59.538	33.311	46.774	39.453	244.8	22:04.853
11	1:59.648	33.509	46.474	39.665	237.3	23:58.812	11	1:58.409	33.534	46.065	38.810	238.4	24:03.262
12	1:59.391	33.680	46.474	39.237	237.8	25:58.203	12	1:58.214	33.250	46.280	38.684	242.6	26:01.476

19

Andreas Bäckman

Volkswagen Golf GTI TCR

23

Francisco Abreu

Peugeot 308 TCR

WestCoast Racing

Sports & You

Lap D	Time	Sector 1	Sector 2	Sector 3	T. Spd	Elapsed	Lap D	Time	Sector 1	Sector 2	Sector 3	T. Spd	Elapsed																																																																																										
1	2:20.981	40.643	47.131	53.207	213.8	2:20.981	1	2:55.832 P	46.160	1:10.137	59.535	217.3	2:55.832																																																																																										
2	3:08.193	50.692	1:14.307	1:03.194	130.5	5:29.174	<p>25 Mikel Azcona Cupra TCR</p> <p>PCR Sport</p> <table border="1"> <thead> <tr> <th>Lap D</th><th>Time</th><th>Sector 1</th><th>Sector 2</th><th>Sector 3</th><th>T. Spd</th><th>Elapsed</th></tr> </thead> <tbody> <tr><td>1</td><td>2:09.559</td><td>38.401</td><td>45.105</td><td>46.053</td><td>199.2</td><td>2:09.559</td></tr> <tr><td>2</td><td>3:05.704</td><td>53.629</td><td>1:12.728</td><td>59.347</td><td>115.0</td><td>5:15.263</td></tr> <tr><td>3</td><td>2:48.278</td><td>52.003</td><td>1:05.680</td><td>50.595</td><td>126.0</td><td>8:03.541</td></tr> <tr><td>4</td><td>1:55.547</td><td>32.806</td><td>44.936</td><td>37.805</td><td>241.0</td><td>9:59.088</td></tr> <tr><td>5</td><td>1:55.652</td><td>32.720</td><td>44.982</td><td>37.950</td><td>244.3</td><td>11:54.740</td></tr> <tr><td>6</td><td>1:57.493</td><td>32.850</td><td>46.609</td><td>38.034</td><td>244.8</td><td>13:52.233</td></tr> <tr><td>7</td><td>1:56.020</td><td>32.798</td><td>45.215</td><td>38.007</td><td>243.7</td><td>15:48.253</td></tr> <tr><td>8</td><td>1:57.005</td><td>32.978</td><td>45.600</td><td>38.427</td><td>243.7</td><td>17:45.258</td></tr> <tr><td>9</td><td>1:59.028</td><td>33.328</td><td>46.577</td><td>39.123</td><td>242.1</td><td>19:44.286</td></tr> <tr><td>10</td><td>1:56.501</td><td>32.860</td><td>45.369</td><td>38.272</td><td>246.5</td><td>21:40.787</td></tr> <tr><td>11</td><td>1:56.866</td><td>33.173</td><td>45.443</td><td>38.250</td><td>246.0</td><td>23:37.653</td></tr> <tr><td>12</td><td>1:56.348</td><td>32.841</td><td>45.265</td><td>38.242</td><td>244.8</td><td>25:34.001</td></tr> </tbody> </table>						Lap D	Time	Sector 1	Sector 2	Sector 3	T. Spd	Elapsed	1	2:09.559	38.401	45.105	46.053	199.2	2:09.559	2	3:05.704	53.629	1:12.728	59.347	115.0	5:15.263	3	2:48.278	52.003	1:05.680	50.595	126.0	8:03.541	4	1:55.547	32.806	44.936	37.805	241.0	9:59.088	5	1:55.652	32.720	44.982	37.950	244.3	11:54.740	6	1:57.493	32.850	46.609	38.034	244.8	13:52.233	7	1:56.020	32.798	45.215	38.007	243.7	15:48.253	8	1:57.005	32.978	45.600	38.427	243.7	17:45.258	9	1:59.028	33.328	46.577	39.123	242.1	19:44.286	10	1:56.501	32.860	45.369	38.272	246.5	21:40.787	11	1:56.866	33.173	45.443	38.250	246.0	23:37.653	12	1:56.348	32.841	45.265	38.242	244.8	25:34.001
Lap D	Time	Sector 1	Sector 2	Sector 3	T. Spd	Elapsed																																																																																																	
1	2:09.559	38.401	45.105	46.053	199.2	2:09.559																																																																																																	
2	3:05.704	53.629	1:12.728	59.347	115.0	5:15.263																																																																																																	
3	2:48.278	52.003	1:05.680	50.595	126.0	8:03.541																																																																																																	
4	1:55.547	32.806	44.936	37.805	241.0	9:59.088																																																																																																	
5	1:55.652	32.720	44.982	37.950	244.3	11:54.740																																																																																																	
6	1:57.493	32.850	46.609	38.034	244.8	13:52.233																																																																																																	
7	1:56.020	32.798	45.215	38.007	243.7	15:48.253																																																																																																	
8	1:57.005	32.978	45.600	38.427	243.7	17:45.258																																																																																																	
9	1:59.028	33.328	46.577	39.123	242.1	19:44.286																																																																																																	
10	1:56.501	32.860	45.369	38.272	246.5	21:40.787																																																																																																	
11	1:56.866	33.173	45.443	38.250	246.0	23:37.653																																																																																																	
12	1:56.348	32.841	45.265	38.242	244.8	25:34.001																																																																																																	
3	2:39.344	49.750	1:03.406	46.188	150.0	8:08.518																																																																																																	
4	1:56.432	32.627	45.428	38.377	243.2	10:04.950																																																																																																	
5	1:56.991	33.732	45.288	37.971	242.1	12:01.941																																																																																																	
6	1:57.998	33.290	46.058	38.650	243.7	13:59.939																																																																																																	
7	1:56.791	32.914	45.697	38.180	242.1	15:56.730																																																																																																	
8	1:57.868	33.816	45.881	38.171	242.6	17:54.598																																																																																																	
9	1:56.613	32.983	45.373	38.257	242.6	19:51.211																																																																																																	
10	1:57.337	32.918	45.911	38.508	243.7	21:48.548																																																																																																	
11	1:57.015	33.000	45.606	38.409	244.3	23:45.563																																																																																																	
12	1:57.178	32.947	45.933	38.298	243.2	25:42.741																																																																																																	





Circuit de Barcelona

TCR Europe

Race - 1

Lap Analysis



27

Enrique Hernando

Peugeot 308 TCR

34

Stian Paulsen

Cupra TCR

Sports & You

Stian Paulsen Racing

Lap D	Time	Sector 1	Sector 2	Sector 3	T. Spd	Elapsed	Lap D	Time	Sector 1	Sector 2	Sector 3	T. Spd	Elapsed
1	2:31.741	44.063	47.492	1:00.186	218.6	2:31.741	1	2:19.848	40.429	47.273	52.146	212.5	2:19.848
2	3:12.224	48.094	1:15.170	1:08.960	181.2	5:43.965	2	3:08.239	51.056	1:13.983	1:03.200	139.7	5:28.087
3	2:30.130	43.871	1:02.856	43.403	162.4	8:14.095	3	2:39.501	49.600	1:03.495	46.406	145.3	8:07.588
4	1:58.234	33.205	46.383	38.646	243.7	10:12.329	4	1:56.717	32.842	45.169	38.706	247.1	10:04.305
5	1:58.558	33.212	46.827	38.519	245.4	12:10.887	5	1:55.864	33.017	44.971	37.876	243.2	12:00.169
6	1:57.653	33.340	45.863	38.450	240.5	14:08.540	6	1:58.003	33.279	46.619	38.105	247.7	13:58.172
7	1:59.237	33.467	47.045	38.725	243.7	16:07.777	7	1:57.006	33.166	45.722	38.118	245.4	15:55.178
8	1:58.362	33.159	46.304	38.899	244.8	18:06.139	8	1:56.805	32.916	45.537	38.352	244.3	17:51.983
9	1:58.114	33.109	46.170	38.835	239.4	20:04.253	9	1:57.495	33.428	45.595	38.472	239.4	19:49.478
10	1:59.914	33.167	47.077	39.670	241.0	22:04.167	10	1:58.167	33.663	46.192	38.312	213.4	21:47.645
11	1:58.336	33.678	46.067	38.591	240.0	24:02.503	11	1:56.680	32.995	45.563	38.122	245.4	23:44.325
12	1:57.997	33.190	46.301	38.506	240.0	26:00.500	12	1:57.338	33.085	45.763	38.490	244.8	25:41.663

28

Jean-Laurent Navarro

Volkswagen Golf GTI TCR

35

M. Sathienthirakul

Cupra TCR

MN Développement

Monlau Competición

Lap D	Time	Sector 1	Sector 2	Sector 3	T. Spd	Elapsed	Lap D	Time	Sector 1	Sector 2	Sector 3	T. Spd	Elapsed
1	2:32.486	43.889	48.196	1:00.401	212.1	2:32.486	1	2:29.028	43.466	46.532	59.030	219.5	2:29.028
2	3:12.800	48.298	1:15.407	1:09.095	198.8	5:45.286	2	3:12.178	48.640	1:14.408	1:09.130	161.9	5:41.206
3	2:29.875	43.660	1:03.407	42.808	184.3	8:15.161	3	2:31.817	44.352	1:03.090	44.375	172.8	8:13.023
4	1:58.319	33.580	45.934	38.805	241.6	10:13.480	4	1:57.943	33.090	46.079	38.774	244.8	10:10.966
5	2:00.881	33.288	49.329	38.264	242.6	12:14.361	5	1:57.966	33.278	46.165	38.523	242.1	12:08.932
6	1:57.424	33.389	45.670	38.365	238.4	14:11.785	6	1:57.718	33.222	46.043	38.453	240.0	14:06.650
7	1:57.929	33.232	46.092	38.605	238.9	16:09.714	7	1:58.035	33.244	46.243	38.548	241.0	16:04.685
8	1:59.237	33.526	47.204	38.507	240.0	18:08.951	8	1:58.102	33.208	46.128	38.766	240.5	18:02.787
9	1:58.377	33.162	46.637	38.578	241.0	20:07.328	9	1:58.571	33.407	46.224	38.940	239.4	20:01.358
10	1:58.507	33.294	46.344	38.869	239.4	22:05.835	10	1:58.708	33.427	46.205	39.076	240.5	22:00.066
11	1:58.989	33.643	46.493	38.853	241.0	24:04.824	11	1:59.283	33.471	46.363	39.449	242.1	23:59.349
12	1:58.855	33.552	46.409	38.894	240.5	26:03.679	12	1:59.327	33.575	46.551	39.201	242.6	25:58.676

32

Oliver Taylor

Honda Civic Type R FK7 TCR

38

Danny Kroes

Cupra TCR

Pyro Motorsport

PCR Sport

Lap D	Time	Sector 1	Sector 2	Sector 3	T. Spd	Elapsed	Lap D	Time	Sector 1	Sector 2	Sector 3	T. Spd	Elapsed
1	2:23.231	42.006	46.650	54.575	209.7	2:23.231	1	2:32.316	44.365	47.446	1:00.505	213.0	2:32.316
2	3:09.252	49.619	1:14.271	1:05.362	177.3	5:32.483	2	3:12.694	47.959	1:15.382	1:09.353	204.9	5:45.010
3	2:36.857	47.795	1:04.156	44.906	138.1	8:09.340	3	2:29.294	43.218	1:03.620	42.456	171.4	8:14.304
4	1:56.531	33.006	45.115	38.410	242.6	10:05.871	4	1:58.236	33.250	46.526	38.460	246.5	10:12.540
5	1:56.804	33.190	45.532	38.082	242.1	12:02.675	5		33.278	54.682		246.5	
6	1:58.362	33.327	46.065	38.970	243.7	14:01.037							
7	1:57.933	33.192	46.359	38.382	243.7	15:58.970							
8	1:56.716	33.104	45.479	38.133	241.0	17:55.686							
9	1:57.147	33.005	45.506	38.636	241.6	19:52.833							
10	1:57.527	33.041	45.868	38.618	242.6	21:50.360							
11	1:57.135	32.994	45.847	38.294	241.0	23:47.495							
12	1:57.238	33.116	45.786	38.336	241.6	25:44.733							

42

Stefano Comini

Honda Civic Type R FK7 TCR

Autodis Racing by THX

Lap D	Time	Sector 1	Sector 2	Sector 3	T. Spd	Elapsed
1	2:24.423	41.766	47.142	55.515	210.5	2:24.423
2	3:10.807	49.789	1:13.676	1:07.342	171.7	5:35.230
3	2:34.374	45.961	1:03.845	44.568	172.5	8:09.604
4	2:00.840	33.245	49.229	38.366	239.4	10:10.444
5	2:02.908 P	33.515	46.949	42.444	236.3	12:13.352





Circuit de Barcelona

TCR Europe

Race - 1

Lap Analysis



62

Dušan Borkovic

Hyundai i30 N TCR

94

Kris Richard

Hyundai i30 N TCR

Target Competition

Target Competition

Lap D	Time	Sector 1	Sector 2	Sector 3	T. Spd	Elapsed	Lap D	Time	Sector 1	Sector 2	Sector 3	T. Spd	Elapsed
1	2:08.410	37.988	45.073	45.349	200.0	2:08.410	1	2:12.668	39.314	45.709	47.645	201.8	2:12.668
2	3:05.983	53.848	1:11.822	1:00.313	117.1	5:14.393	2	3:06.589	53.062	1:13.872	59.655	107.8	5:19.257
3	2:48.504	51.738	1:06.270	50.496	120.5	8:02.897	3	2:45.928	52.141	1:04.865	48.922	117.3	8:05.185
4	1:55.611	32.820	45.031	37.760	240.0	9:58.508	4	1:56.064	33.170	45.200	37.694	232.7	10:01.249
5	1:55.778	32.879	45.057	37.842	238.4	11:54.286	5	1:55.906	33.004	45.077	37.825	240.0	11:57.155
6	1:56.997	32.909	46.355	37.733	240.5	13:51.283	6	1:57.133	33.282	45.640	38.211	238.9	13:54.288
7	1:56.411	33.183	45.326	37.902	240.5	15:47.694	7	1:57.178	33.117	46.004	38.057	241.6	15:51.466
8	1:57.070	33.178	45.479	38.413	240.0	17:44.764	8	1:56.194	32.912	45.149	38.133	240.0	17:47.660
9	1:56.291	33.178	45.209	37.904	239.4	19:41.055	9	1:57.624	32.965	45.673	38.986	241.6	19:45.284
10	1:55.832	32.882	45.206	37.744	237.8	21:36.887	10	1:56.771	33.259	45.332	38.180	241.0	21:42.055
11	1:56.306	32.987	45.423	37.896	238.9	23:33.193	11	1:56.921	33.041	45.575	38.305	241.6	23:38.976
12	1:58.137	33.133	46.031	38.973	238.4	25:31.330	12	1:56.948	33.077	45.608	38.263	240.0	25:35.924

69

Jean-Karl Vernay

Audi RS3 LMS TCR

99

Josh Files

Honda Civic Type R FK7 TCR

Leopard Lukoil Team

Hell Energy Racing with KCMG

Lap D	Time	Sector 1	Sector 2	Sector 3	T. Spd	Elapsed	Lap D	Time	Sector 1	Sector 2	Sector 3	T. Spd	Elapsed
1	2:14.321	39.817	45.647	48.857	209.7	2:14.321	1	2:07.716	37.704	44.878	45.134	197.4	2:07.716
2	3:07.038	52.022	1:13.920	1:01.096	116.8	5:21.359	2	3:05.973	53.925	1:11.840	1:00.208	125.0	5:13.689
3	2:43.990	50.640	1:05.071	48.279	130.5	8:05.349	3	2:48.884	51.872	1:06.134	50.878	128.1	8:02.573
4	1:55.352	32.506	44.907	37.939	246.5	10:00.701	4	1:55.555	32.861	44.924	37.770	240.0	9:58.128
5	1:55.727	32.794	45.168	37.765	247.1	11:56.428	5	1:55.760	32.851	45.079	37.830	241.0	11:53.888
6	1:57.213	32.446	45.957	38.810	246.5	13:53.641	6	1:57.070	32.960	46.229	37.881	238.4	13:50.958
7	1:56.590	33.385	45.337	37.868	247.1	15:50.231	7	1:56.421	33.193	45.334	37.894	237.3	15:47.379
8	1:56.307	32.783	45.318	38.206	248.8	17:46.538	8	1:57.191	33.192	45.546	38.453	236.8	17:44.570
9	1:58.136	32.926	46.359	38.851	247.7	19:44.674	9	2:02.227	34.081	47.415	40.731	237.8	19:46.797
10	1:56.401	32.812	45.488	38.101	248.8	21:41.075	10	2:10.530 P	34.950	47.995	47.585	216.4	21:57.327
11	1:57.013	33.193	45.720	38.100	249.4	23:38.088							
12	1:56.486	32.909	45.447	38.130	247.7	25:34.574							

116

Ashley Sutton

Volkswagen Golf GTI TCR

WestCoast Racing

88

Maxime Potty

Volkswagen Golf GTI TCR

116

Lap D	Time	Sector 1	Sector 2	Sector 3	T. Spd	Elapsed	Lap D	Time	Sector 1	Sector 2	Sector 3	T. Spd	Elapsed
							1	2:10.542	38.738	45.496	46.308	201.8	2:10.542
							2	3:06.973	53.841	1:13.931	59.201	106.6	5:17.515
1	2:18.465	40.250	46.866	51.349	211.3	2:18.465	3	2:46.808	52.453	1:04.904	49.451	125.8	8:04.323
2	3:08.273	50.911	1:14.173	1:03.189	116.8	5:26.738	4	1:55.466	32.916	44.737	37.813	239.4	9:59.789
3	2:40.506	49.596	1:03.890	47.020	151.2	8:07.244	5	1:55.711	32.983	45.021	37.707	238.9	11:55.500
4	1:58.283	32.994	45.119	40.170	243.7	10:05.527	6	1:57.899	32.966	46.167	38.766	242.1	13:53.399
5	1:57.774	34.409	45.268	38.097	230.2	12:03.301	7	1:56.350	33.448	45.026	37.876	240.5	15:49.749
6	1:58.086	33.490	46.114	38.482	243.2	14:01.387	8	1:56.334	32.800	45.385	38.149	243.7	17:46.083
7	1:57.999	33.146	46.592	38.261	243.7	15:59.386	9	1:57.799	33.095	46.197	38.507	243.2	19:43.882
8	1:57.263	33.039	45.782	38.442	243.2	17:56.649	10	1:56.627	33.007	45.237	38.383	242.1	21:40.509
9	1:57.280	33.202	45.670	38.408	242.6	19:53.929	11	1:56.431	33.107	45.317	38.007	242.1	23:36.940
10	1:57.546	33.104	45.804	38.638	243.2	21:51.475	12	1:56.302	32.899	45.376	38.027	241.6	25:33.242
11	1:57.119	33.057	45.641	38.421	242.1	23:48.594							
12	1:57.169	33.079	45.664	38.426	241.6	25:45.763							





Circuit de Barcelona

TCR Europe

Race - 1

Lap Analysis



126

Jessica Bäckman

Volkswagen Golf GTI TCR

999

Dániel Nagy

Hyundai i30 N TCR

WestCoast Racing

M1RA

Lap	D	Time	Sector 1	Sector 2	Sector 3	T. Spd	Elapsed	Lap	D	Time	Sector 1	Sector 2	Sector 3	T. Spd	Elapsed
1		2:26.241	42.523	46.980	56.738	206.8	2:26.241	1		2:12.028	38.953	45.685	47.390	201.8	2:12.028
2		3:11.314	49.473	1:14.087	1:07.754	173.9	5:37.555	2		3:06.005	52.875	1:13.856	59.274	109.7	5:18.033
3		2:33.414	45.450	1:03.695	44.269	173.9	8:10.969	3		2:46.669	52.562	1:04.677	49.430	113.8	8:04.702
4		1:57.182	32.865	45.679	38.638	241.6	10:08.151	4		1:55.482	32.794	44.923	37.765	240.0	10:00.184
5		1:57.114	32.993	45.847	38.274	242.1	12:05.265	5		1:55.915	32.910	45.135	37.870	240.5	11:56.099
6		1:57.626	33.160	45.823	38.643	240.0	14:02.891	6		1:57.857	33.236	46.038	38.583	234.7	13:53.956
7		1:57.993	33.185	46.455	38.353	242.1	16:00.884	7		1:56.912	33.349	45.593	37.970	241.0	15:50.868
8		1:57.684	33.028	46.019	38.637	241.0	17:58.568	8		1:56.251	32.990	45.238	38.023	240.0	17:47.119
9		1:57.664	33.087	46.017	38.560	241.0	19:56.232	9		1:57.842	32.968	46.014	38.860	242.1	19:44.961
10		1:57.932	33.192	45.910	38.830	242.1	21:54.164	10		1:56.651	33.101	45.380	38.170	242.6	21:41.612
11		1:57.767	33.343	45.675	38.749	241.0	23:51.931	11		1:56.992	33.064	45.663	38.265	241.0	23:38.604
12		1:57.698	33.155	45.935	38.608	238.9	25:49.629	12		1:56.648	33.035	45.475	38.138	241.6	25:35.252

223

Nathanaël Berthon

Audi RS3 LMS TCR

Comtoy Racing

Lap	D	Time	Sector 1	Sector 2	Sector 3	T. Spd	Elapsed
1		2:17.771	41.047	45.890	50.834	212.1	2:17.771
2		3:08.149	51.133	1:14.165	1:02.851	125.2	5:25.920
3		2:41.003	49.580	1:04.100	47.323	154.2	8:06.923
4		1:56.399	32.781	45.410	38.208	244.8	10:03.322
5		1:56.608	33.002	45.293	38.313	246.5	11:59.930
6		2:06.909 P	33.404	47.662	45.843	242.6	14:06.839

555

Norbert Michelisz

Hyundai i30 N TCR

M1RA

Lap	D	Time	Sector 1	Sector 2	Sector 3	T. Spd	Elapsed
1		2:11.383	38.618	45.456	47.309	203.0	2:11.383
2		3:04.585	52.483	1:12.852	59.250	103.8	5:15.968
3		2:47.983	52.020	1:05.999	49.964	129.4	8:03.951
4		1:55.449	32.844	44.869	37.736	239.4	9:59.400
5		1:55.731	32.774	44.999	37.958	241.0	11:55.131
6		1:57.691	32.907	46.459	38.325	240.5	13:52.822
7		1:55.966	32.783	45.240	37.943	239.4	15:48.788
8		1:56.815	32.874	45.375	38.566	235.8	17:45.603
9		1:56.588	33.081	45.794	37.713	237.3	19:42.191
10		1:55.716	32.743	45.187	37.786	236.8	21:37.907
11		1:56.258	32.974	45.306	37.978	237.8	23:34.165
12		1:57.642	32.746	45.652	39.244	238.4	25:31.807

909

Mike Halder

Honda Civic Type R FK7 TCR

Hell Energy Racing with KCMG

Lap	D	Time	Sector 1	Sector 2	Sector 3	T. Spd	Elapsed
1		2:14.972	39.548	46.402	49.022	202.2	2:14.972
2		3:07.268	51.843	1:14.002	1:01.423	123.0	5:22.240
3		2:43.429	50.528	1:05.371	47.530	135.0	8:05.669
4		1:56.002	32.846	45.457	37.699	242.6	10:01.671
5		1:55.848	32.948	45.161	37.739	242.6	11:57.519
6		1:57.831	33.124	46.311	38.396	242.6	13:55.350
7		2:13.561	34.010	59.550	40.001	240.5	16:08.911
8		2:06.695 P	35.877	46.865	43.953	195.2	18:15.606





Circuit de Barcelona

TCR Europe

Race - 1

Analysis by Lap



Num	Lap Time	Gap	Num	Lap Time	Gap	Num	Lap Time	Gap	Num	Lap Time	Gap	Num	Lap Time	Gap
Lap 1			999	3:06.005	05.231	34	2:39.501	05.460	35	1:57.943	13.404	Lap 6		
9	2:07.081		94	3:06.589	06.455	19	2:39.344	06.390	21	1:58.607	13.760	9	1:56.452	
99	2:07.716	00.635	69	3:07.038	08.557	8	2:37.688	06.744	5	1:58.338	14.030	99	1:57.070	01.531
62	2:08.410	01.329	909	3:07.268	09.438	32	2:36.857	07.212	22	1:58.457	14.465	62	1:56.997	01.856
25	2:09.559	02.478	15	3:07.470	10.267	42	2:34.374	07.476	27	1:58.234	14.767	25	1:57.493	02.806
116	2:10.542	03.461	4	3:07.756	11.700	10	2:33.901	08.157	38	1:58.236	14.978	555	1:57.691	03.395
555	2:11.383	04.302	223	3:08.149	13.118	126	2:33.414	08.841	11	1:57.299	15.427	116	1:57.899	03.972
999	2:12.028	04.947	88	3:08.273	13.936	17	2:32.889	09.439	28	1:58.319	15.918	69	1:57.213	04.214
94	2:12.668	05.587	34	3:08.239	15.285	21	2:32.993	10.587	Num Lap Time Gap			999	1:57.857	04.529
69	2:14.321	07.240	19	3:08.193	16.372	35	2:31.817	10.895	Lap 5			94	1:57.133	04.861
909	2:14.972	07.891	8	3:08.806	18.382	5	2:31.025	11.126	9	1:55.413		909	1:57.831	05.923
15	2:15.599	08.518	32	3:09.252	19.681	22	2:30.311	11.442	99	1:55.760	00.913	4	1:57.224	06.209
4	2:16.746	09.665	42	3:10.807	22.428	27	2:30.130	11.967	62	1:55.778	01.311	8	1:56.378	07.828
223	2:17.771	10.690	10	3:10.558	23.582	38	2:29.294	12.176	25	1:55.652	01.765	34	1:58.003	08.745
88	2:18.465	11.384	126	3:11.314	24.753	28	2:29.875	13.033	555	1:55.731	02.156	19	1:57.998	10.512
34	2:19.848	12.767	17	3:11.909	25.876	11	2:29.492	13.562	116	1:55.711	02.525	15	2:00.899	11.121
19	2:20.981	13.900	21	3:11.909	26.920	Num Lap Time Gap			999	1:55.915	03.124	32	1:58.362	11.610
8	2:22.378	15.297	35	3:12.178	28.404	Lap 4			69	1:55.727	03.453	88	1:58.086	11.960
32	2:23.231	16.150	5	3:12.149	29.427	9	1:55.434		94	1:55.906	04.180	10	1:57.762	13.181
42	2:24.423	17.342	22	3:12.313	30.457	99	1:55.555	00.566	909	1:55.848	04.544	126	1:57.626	13.464
10	2:25.826	18.745	27	3:12.224	31.163	62	1:55.611	00.946	4	1:55.716	05.437	17	1:58.691	15.186
126	2:26.241	19.160	38	3:12.694	32.208	25	1:55.547	01.526	15	1:56.632	06.674	35	1:57.718	17.223
17	2:26.769	19.688	28	3:12.800	32.484	555	1:55.449	01.838	223	1:56.608	06.955	223	2:06.909	17.412
21	2:27.813	20.732	11	2:54.668	33.396	116	1:55.466	02.227	34	1:55.864	07.194	21	1:58.192	18.332
35	2:29.028	21.947	Num Lap Time Gap			999	1:55.482	02.622	8	1:55.744	07.902	27	1:57.653	19.113
5	2:30.080	22.999	Lap 3			69	1:55.352	03.139	19	1:56.991	08.966	22	1:57.926	19.673
22	2:30.946	23.865	9	2:49.326		94	1:56.064	03.687	32	1:56.804	09.700	11	1:57.030	20.338
27	2:31.741	24.660	99	2:48.884	00.445	909	1:56.002	04.109	88	1:57.774	10.326	28	1:57.424	22.358
38	2:32.316	25.235	62	2:48.504	00.769	4	1:56.352	05.134	10	1:57.055	11.871	5	1:57.524	37.166
28	2:32.486	25.405	25	2:48.278	01.413	15	1:57.017	05.455	126	1:57.114	12.290	Num Lap Time Gap		
11	2:51.530	44.449	555	2:47.983	01.823	223	1:56.399	05.760	17	1:57.394	12.947	Lap 7		
23	2:55.832	48.751	116	2:46.808	02.195	34	1:56.717	06.743	35	1:57.966	15.957	9	1:55.876	
Num Lap Time Gap			999	2:46.669	02.574	19	1:56.432	07.388	21	1:58.245	16.592	99	1:56.421	02.076
Lap 2			94	2:45.928	03.057	8	1:56.261	07.571	27	1:58.558	17.912	62	1:56.411	02.391
9	3:05.721		69	2:43.990	03.221	88	1:58.283	07.965	22	1:59.147	18.199	25	1:56.020	02.950
99	3:05.973	00.887	909	2:43.429	03.541	32	1:56.531	08.309	11	1:59.746	19.760	555	1:55.966	03.485
62	3:05.983	01.591	15	2:42.931	03.872	10	1:57.506	10.229	42	2:02.908	20.377	116	1:56.350	04.446
25	3:05.704	02.461	4	2:41.842	04.216	126	1:57.182	10.589	28	2:00.881	21.386	69	1:56.590	04.928
555	3:04.585	03.166	223	2:41.003	04.795	17	1:56.961	10.966	5	2:17.477	36.094	999	1:56.912	05.565
116	3:06.973	04.713	88	2:40.506	05.116	42	2:00.840	12.882				94	1:57.178	06.163





Circuit de Barcelona

TCR Europe

Race - 1

Analysis by Lap



Num	Lap Time	Gap	Num	Lap Time	Gap	Num	Lap Time	Gap	Num	Lap Time	Gap
4	1:56.566	06.899	27	1:58.362	24.391	116	1:56.627	05.654	10	1:59.797	22.082
8	1:56.119	08.071	21	1:59.281	24.724	25	1:56.501	05.932	17	1:59.648	27.620
34	1:57.006	09.875	22	1:57.860	25.175	69	1:56.401	06.220	35	1:59.283	28.157
19	1:56.791	11.427	28	1:59.237	27.203	999	1:56.651	06.757	27	1:58.336	31.311
15	1:56.486	11.731	11	2:00.317	27.877	94	1:56.771	07.200	22	1:58.409	32.070
32	1:57.933	13.667	909	2:06.695	33.858	4	1:56.475	08.528	21	1:59.042	32.797
88	1:57.999	14.083	5	1:57.245	39.236	8	1:56.818	09.233	28	1:58.989	33.632
10	1:57.589	14.894	Num	Lap Time	Gap	15	1:56.619	11.470	5	1:57.158	41.604
126	1:57.993	15.581	Lap 9			34	1:58.167	12.790	Num	Lap Time	Gap
17	1:57.641	16.951	9	1:56.507		19	1:57.337	13.693	Lap 12		
35	1:58.035	19.382	62	1:56.291	02.800	32	1:57.527	15.505	9	1:56.716	
21	1:59.432	21.888	555	1:56.588	03.936	88	1:57.546	16.620	62	1:58.137	03.422
27	1:59.237	22.474	116	1:57.799	05.627	10	1:57.846	18.622	555	1:57.642	03.899
909	2:13.561	23.608	25	1:59.028	06.031	126	1:57.932	19.309	116	1:56.302	05.334
22	1:59.963	23.760	69	1:58.136	06.419	99	2:10.530	22.472	25	1:56.348	06.093
11	1:59.543	24.005	999	1:57.842	06.706	17	2:00.919	24.309	69	1:56.486	06.666
28	1:57.929	24.411	94	1:57.624	07.029	35	1:58.708	25.211	999	1:56.648	07.344
5	1:57.146	38.436	99	2:02.227	08.542	27	1:59.914	29.312	94	1:56.948	08.016
Num	Lap Time	Gap	4	1:58.195	08.653	22	1:59.538	29.998	4	1:56.828	09.356
Lap 8			8	1:57.811	09.015	21	2:00.194	30.092	8	1:57.011	10.049
9	1:56.445		34	1:57.495	11.223	28	1:58.507	30.980	15	1:56.462	11.365
99	1:57.191	02.822	15	1:56.368	11.451	5	1:57.451	40.783	34	1:57.338	13.755
62	1:57.070	03.016	19	1:56.613	12.956	Num	Lap Time	Gap	19	1:57.178	14.833
25	1:57.005	03.510	32	1:57.147	14.578	Lap 11			32	1:57.238	16.825
555	1:56.815	03.855	88	1:57.280	15.674	9	1:56.337		88	1:57.169	17.855
116	1:56.334	04.335	10	1:57.789	17.376	62	1:56.306	02.001	126	1:57.698	21.721
69	1:56.307	04.790	126	1:57.664	17.977	555	1:56.258	02.973	10	1:57.583	22.949
999	1:56.251	05.371	17	1:58.473	19.990	116	1:56.431	05.748	17	1:59.391	30.295
94	1:56.194	05.912	35	1:58.571	23.103	25	1:56.866	06.461	35	1:59.327	30.768
4	1:56.511	06.965	27	1:58.114	25.998	69	1:57.013	06.896	27	1:57.997	32.592
8	1:56.085	07.711	21	1:58.281	26.498	999	1:56.992	07.412	22	1:58.214	33.568
34	1:56.805	10.235	22	1:58.392	27.060	94	1:56.921	07.784	21	1:59.174	35.255
15	1:56.304	11.590	28	1:58.377	29.073	4	1:57.053	09.244	28	1:58.855	35.771
19	1:57.868	12.850	5	1:57.203	39.932	8	1:56.858	09.754	5	1:57.490	42.378
32	1:56.716	13.938	11	2:11.848	43.218	15	1:56.486	11.619			
88	1:57.263	14.901	Num	Lap Time	Gap	34	1:56.680	13.133			
10	1:57.645	16.094	Lap 10			19	1:57.015	14.371			
126	1:57.684	16.820	9	1:56.600		32	1:57.135	16.303			
17	1:57.518	18.024	62	1:55.832	02.032	88	1:57.119	17.402			
35	1:58.102	21.039	555	1:55.716	03.052	126	1:57.767	20.739			





Circuit de Barcelona

TCR Europe

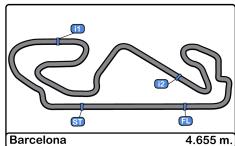
Race - 1

Best Sectors Results



Sector - 1				Sector - 2				Sector - 3				Ideal Lap vs Best Lap			
Clas	Nº	Driver	Time	Nº	Driver	Time	Nº	Driver	Time	Clas	Nº	Driver	Ideal Lap	Best Lap	Clas
1	69	Jean-Karl Vernay	32.446	116	Ashley Sutton	44.737	9	Attila Tassi	37.600	1	69	Jean-Karl Vernay	1:55.118	1:55.352	1
2	19	Andreas Bäckman	32.627	8	Reece Barr	44.842	8	Reece Barr	37.635	2	9	Attila Tassi	1:55.227	1:55.413	2
3	25	Mikel Azcona	32.720	9	Attila Tassi	44.849	94	Kris Richard	37.694	3	116	Ashley Sutton	1:55.244	1:55.466	4
4	55	Norbert Michelisz	32.743	555	Norbert Michelisz	44.869	909	Mike Halder	37.699	4	8	Reece Barr	1:55.323	1:55.744	10
5	9	Attila Tassi	32.778	99	Josh Files	44.878	116	Ashley Sutton	37.707	5	555	Norbert Michelisz	1:55.325	1:55.449	3
6	22	Nathanaël Berthon	32.781	69	Jean-Karl Vernay	44.907	555	Norbert Michelisz	37.713	6	25	Mikel Azcona	1:55.461	1:55.547	6
7	15	Peter Terting	32.792	999	Dániel Nagy	44.923	62	Dušan Borkovic	37.733	7	999	Dániel Nagy	1:55.482	1:55.482	5
8	99	Dániel Nagy	32.794	25	Mikel Azcona	44.936	69	Jean-Karl Vernay	37.765	8	99	Josh Files	1:55.499	1:55.555	7
9	11	Ashley Sutton	32.800	34	Stian Paulsen	44.971	999	Dániel Nagy	37.765	9	62	Dušan Borkovic	1:55.584	1:55.611	8
10	62	Dušan Borkovic	32.820	4	Julien Briché	45.004	99	Josh Files	37.770	10	94	Kris Richard	1:55.683	1:55.906	13
11	34	Stian Paulsen	32.842	62	Dušan Borkovic	45.031	4	Julien Briché	37.771	11	34	Stian Paulsen	1:55.689	1:55.864	12
12	17	Martin Ryba	32.844	94	Kris Richard	45.077	25	Mikel Azcona	37.805	12	909	Mike Halder	1:55.706	1:55.848	11
13	8	Reece Barr	32.846	32	Oliver Taylor	45.115	15	Peter Terting	37.841	13	4	Julien Briché	1:55.716	1:55.716	9
14	90	Mike Halder	32.846	88	Maxime Potty	45.119	34	Stian Paulsen	37.876	14	15	Peter Terting	1:55.815	1:56.304	14
15	99	Josh Files	32.851	909	Mike Halder	45.161	19	Andreas Bäckman	37.971	15	19	Andreas Bäckman	1:55.886	1:56.432	16
16	12	Jessica Bäckman	32.865	15	Peter Terting	45.182	11	Jens Reno Møller	38.081	16	32	Oliver Taylor	1:56.191	1:56.531	17
17	94	Kris Richard	32.912	19	Andreas Bäckman	45.288	32	Oliver Taylor	38.082	17	88	Maxime Potty	1:56.210	1:57.119	22
18	10	Viktor Davidovski	32.930	223	Nathanaël Berthon	45.293	88	Maxime Potty	38.097	18	223	Nathanaël Berthon	1:56.282	1:56.399	15
19	4	Julien Briché	32.941	17	Martin Ryba	45.396	5	Klim Gavrilov	38.114	19	17	Martin Ryba	1:56.748	1:56.961	18
20	32	Oliver Taylor	32.994	5	Klim Gavrilov	45.573	21	Marie Baus-Coppen	38.197	20	11	Jens Reno Møller	1:56.808	1:57.030	19
21	88	Maxime Potty	32.994	10	Viktor Davidovski	45.658	223	Nathanaël Berthon	38.208	21	126	Jessica Bäckman	1:56.814	1:57.114	21
22	11	Jens Reno Møller	33.007	28	Jean-Laurent Navarr	45.670	28	Jean-Laurent Navarr	38.264	22	5	Klim Gavrilov	1:56.892	1:57.146	23
23	35	M. Sathienthirakul	33.090	126	Jessica Bäckman	45.675	126	Jessica Bäckman	38.274	23	10	Viktor Davidovski	1:56.898	1:57.055	20
24	27	Enrique Hernando	33.109	11	Jens Reno Møller	45.720	10	Viktor Davidovski	38.310	24	28	Jean-Laurent Navarr	1:57.096	1:57.424	24
25	28	Jean-Laurent Navarr	33.162	27	Enrique Hernando	45.863	42	Stefano Comini	38.366	25	21	Marie Baus-Coppen	1:57.404	1:58.192	28
26	5	Klim Gavrilov	33.205	21	Marie Baus-Coppen	45.926	27	Enrique Hernando	38.450	26	27	Enrique Hernando	1:57.422	1:57.653	25
27	42	Stefano Comini	33.245	22	Petr Fulín	45.942	35	M. Sathienthirakul	38.453	27	35	M. Sathienthirakul	1:57.586	1:57.718	26
28	22	Petr Fulín	33.250	35	M. Sathienthirakul	46.043	38	Danny Kroes	38.460	28	22	Petr Fulín	1:57.656	1:57.860	27
29	38	Danny Kroes	33.250	38	Danny Kroes	46.526	22	Petr Fulín	38.464	29	38	Danny Kroes	1:58.236	1:58.236	29
30	21	Marie Baus-Coppen	33.281	42	Stefano Comini	46.949	17	Martin Ryba	38.508	30	42	Stefano Comini	1:58.560	2:00.840	30
31	23	Francisco Abreu	46.160	23	Francisco Abreu	1:10.137	23	Francisco Abreu	59.535	31	23	Francisco Abreu	2:55.832	2:55.832	31





Circuit de Barcelona
 TCR Europe
 Race - 1
 Leader Sequence



Nº	Driver	Nat	Team	Nat	Vehicle	Start Lap	End Lap	Laps	Total Laps
9	Attila Tassi	HUN	Hell Energy Racing with KCMG	HUN	Honda Civic Type R FK7 TCR	1	12	12	12





Circuit de Barcelona

TCR Europe

Race - 1

Best 5 Lap Times



Cls	Nº	Driver	Nat	Team	Nat	Vehicle	Best 1		Best 2		Best 3		Best 4		Best 5	
							Time	Lap	Time	Lap	Time	Lap	Time	Lap	Time	Lap
1	69	Jean-Karl Vernay	FRA	Leopard Lukoil Team	FRA	Audi RS3 LMS TCR	1:55.352	4	1:55.727	5	1:56.307	8	1:56.401	10	1:56.486	12
2	9	Attila Tassi	HUN	Hell Energy Racing with KCMG	HUN	Honda Civic Type R FK7 TCR	1:55.413	5	1:55.434	4	1:55.876	7	1:56.337	11	1:56.445	8
3	555	Norbert Michelisz	HUN	M1RA	HUN	Hyundai i30 N TCR	1:55.449	4	1:55.716	10	1:55.731	5	1:55.966	7	1:56.258	11
4	116	Ashley Sutton	GBR	WestCoast Racing	GBR	Volkswagen Golf GTI TCR	1:55.466	4	1:55.711	5	1:56.302	12	1:56.334	8	1:56.350	7
5	999	Dániel Nagy	HUN	M1RA	HUN	Hyundai i30 N TCR	1:55.482	4	1:55.915	5	1:56.251	8	1:56.648	12	1:56.651	10
6	25	Mikel Azcona	ESP	PCR Sport	ESP	Cupra TCR	1:55.547	4	1:55.652	5	1:56.020	7	1:56.348	12	1:56.501	10
7	99	Josh Files	GBR	Hell Energy Racing with KCMG	GBR	Honda Civic Type R FK7 TCR	1:55.555	4	1:55.760	5	1:56.421	7	1:57.070	6	1:57.191	8
8	62	Dušan Borkovic	SRB	Target Competition	SRB	Hyundai i30 N TCR	1:55.611	4	1:55.778	5	1:55.832	10	1:56.291	9	1:56.306	11
9	4	Julien Briché	FRA	JSB Compétition	FRA	Peugeot 308 TCR	1:55.716	5	1:56.352	4	1:56.475	10	1:56.511	8	1:56.566	7
10	8	Reece Barr	IRE	Target Competition	IRE	Hyundai i30 N TCR	1:55.744	5	1:56.085	8	1:56.119	7	1:56.261	4	1:56.378	6
11	909	Mike Halder	GER	Hell Energy Racing with KCMG	GER	Honda Civic Type R FK7 TCR	1:55.848	5	1:56.002	4	1:57.831	6	2:06.695	8	2:13.561	7
12	34	Stian Paulsen	NOR	Stian Paulsen Racing	NOR	Cupra TCR	1:55.864	5	1:56.680	11	1:56.717	4	1:56.805	8	1:57.006	7
13	94	Kris Richard	SUI	Target Competition	SUI	Hyundai i30 N TCR	1:55.906	5	1:56.064	4	1:56.194	8	1:56.771	10	1:56.921	11
14	15	Peter Terting	GER	Target Competition	GER	Hyundai i30 N TCR	1:56.304	8	1:56.368	9	1:56.462	12	1:56.486	7	1:56.486	11
15	223	Nathanaël Berthon	FRA	Comtoyou Racing	FRA	Audi RS3 LMS TCR	1:56.399	4	1:56.608	5	2:06.909	6	2:17.771	1	2:41.003	3
16	19	Andreas Bäckman	SW	WestCoast Racing	SW	Volkswagen Golf GTI TCR	1:56.432	4	1:56.613	9	1:56.791	7	1:56.991	5	1:57.015	11
17	32	Oliver Taylor	GBR	Pyro Motorsport	GBR	Honda Civic Type R FK7 TCR	1:56.531	4	1:56.716	8	1:56.804	5	1:57.135	11	1:57.147	9
18	17	Martin Ryba	SVK	Brutal Fish Racing Team	SVK	Volkswagen Golf GTI TCR	1:56.961	4	1:57.394	5	1:57.518	8	1:57.641	7	1:58.473	9
19	11	Jens Reno Møller	DEN	Reno Racing	DEN	Honda Civic Type R FK7 TCR	1:57.030	6	1:57.299	4	1:59.543	7	1:59.746	5	2:00.317	8
20	10	Viktor Davidovski	MKD	PSS Racing Team	MKD	Honda Civic Type R FK7 TCR	1:57.055	5	1:57.506	4	1:57.583	12	1:57.589	7	1:57.645	8
21	126	Jessica Bäckman	SW	WestCoast Racing	SW	Volkswagen Golf GTI TCR	1:57.114	5	1:57.182	4	1:57.626	6	1:57.664	9	1:57.684	8
22	88	Maxime Potty	BEL	Comtoyou Racing	BEL	Volkswagen Golf GTI TCR	1:57.119	11	1:57.169	12	1:57.263	8	1:57.280	9	1:57.546	10
23	5	Klim Gavrilov	RUS	LTA Rally	RUS	Volkswagen Golf GTI TCR	1:57.146	7	1:57.158	11	1:57.203	9	1:57.245	8	1:57.451	10
24	28	Jean-Laurent	FRA	MN Développement	FRA	Volkswagen Golf GTI TCR	1:57.424	6	1:57.929	7	1:58.319	4	1:58.377	9	1:58.507	10
25	27	Enrique Hernando	ESP	Sports & You	ESP	Peugeot 308 TCR	1:57.653	6	1:57.997	12	1:58.114	9	1:58.234	4	1:58.336	11
26	35	M. Sathienthirakul	THA	Monlau Competición	THA	Cupra TCR	1:57.718	6	1:57.943	4	1:57.966	5	1:58.035	7	1:58.102	8
27	22	Petr Fulín	CZE	Fulin Race Academy	CZE	Cupra TCR	1:57.860	8	1:57.926	6	1:58.214	12	1:58.392	9	1:58.409	11
28	21	Marie	FRA	JSB Compétition	FRA	Cupra TCR DSG	1:58.192	6	1:58.245	5	1:58.281	9	1:58.607	4	1:59.042	11
29	38	Danny Kroes	NED	PCR Sport	NED	Cupra TCR	1:58.236	4	2:29.294	3	2:32.316	1	3:12.694	2		
30	42	Stefano Comini	SUI	Autodis Racing by THX	SUI	Honda Civic Type R FK7 TCR	2:00.840	4	2:02.908	5	2:24.423	1	2:34.374	3	3:10.807	2
31	23	Francisco Abreu	POR	Sports & You	POR	Peugeot 308 TCR	2:55.832	1								



Circuit de Barcelona

TCR Europe

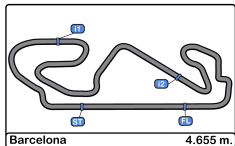
Race - 1

Best 5 Top Speeds



Cls	Nº	Driver	Nat	Team	Nat	Vehicle	Top 1		Top 2		Top 3		Top 4		Top 5		Avg
							Km/h	Lap	Km/h	Lap	Km/h	Lap	Km/h	Lap	Km/h	Lap	
1	69	Jean-Karl Vernay	FRA	Leopard Lukoil Team	FRA	Audi RS3 LMS TCR	249.4	11	248.8	8	248.8	10	247.7	9	247.7	12	248.5
2	34	Stian Paulsen	NOR	Stian Paulsen Racing	NOR	Cupra TCR	247.7	6	247.1	4	245.4	7	245.4	11	244.8	12	246.1
3	25	Mikel Azcona	ESP	PCR Sport	ESP	Cupra TCR	246.5	10	246.0	11	244.8	6	244.8	12	244.3	5	245.3
4	38	Danny Kroes	NED	PCR Sport	NED	Cupra TCR	246.5	4	246.5	5	213.0	1	204.9	2	171.4	3	216.5
5	223	Nathanaël Berthon	FRA	Comtoyou Racing	FRA	Audi RS3 LMS TCR	246.5	5	244.8	4	242.6	6	212.1	1	154.2	3	220.1
6	4	Julien Briché	FRA	JSB Compétition	FRA	Peugeot 308 TCR	245.4	4	243.7	7	242.6	8	242.1	11	241.6	9	243.1
7	5	Klim Gavrilov	RUS	LTA Rally	RUS	Volkswagen Golf GTI TCR	245.4	4	241.0	5	238.4	10	238.4	11	238.4	12	240.3
8	27	Enrique Hernando	ESP	Sports & You	ESP	Peugeot 308 TCR	245.4	5	244.8	8	243.7	4	243.7	7	241.0	10	243.8
9	22	Petr Fulín	CZE	Fulin Race Academy	CZE	Cupra TCR	244.8	10	244.3	7	243.7	6	243.2	4	242.6	12	243.7
10	35	M. Sathienthirakul	THA	Monlau Competición	THA	Cupra TCR	244.8	4	242.6	12	242.1	5	242.1	11	241.0	7	242.5
11	19	Andreas Bäckman	SW	WestCoast Racing	SW	Volkswagen Golf GTI TCR	244.3	11	243.7	6	243.7	10	243.2	4	243.2	12	243.6
12	32	Oliver Taylor	GBR	Pyro Motorsport	GBR	Honda Civic Type R FK7 TCR	243.7	6	243.7	7	242.6	4	242.6	10	242.1	5	243.0
13	88	Maxime Potty	BEL	Comtoyou Racing	BEL	Volkswagen Golf GTI TCR	243.7	4	243.7	7	243.2	6	243.2	8	243.2	10	243.4
14	116	Ashley Sutton	GBR	WestCoast Racing	GBR	Volkswagen Golf GTI TCR	243.7	8	243.2	9	242.1	6	242.1	10	242.1	11	242.6
15	11	Jens Reno Møller	DEN	Reno Racing	DEN	Honda Civic Type R FK7 TCR	243.2	4	243.2	5	243.2	7	242.6	9	241.6	6	242.8
16	15	Peter Terting	GER	Target Competition	GER	Hyundai i30 N TCR	243.2	8	242.1	10	241.6	4	241.0	5	241.0	7	241.8
17	8	Reece Barr	IRE	Target Competition	IRE	Hyundai i30 N TCR	242.6	11	242.6	12	241.6	4	241.6	9	241.0	5	241.9
18	28	Jean-Laurent	FRA	MN Développement	FRA	Volkswagen Golf GTI TCR	242.6	5	241.6	4	241.0	9	241.0	11	240.5	12	241.3
19	909	Mike Halder	GER	Hell Energy Racing with KCMG	GER	Honda Civic Type R FK7 TCR	242.6	4	242.6	5	242.6	6	240.5	7	202.2	1	234.1
20	999	Dániel Nagy	HUN	M1RA	HUN	Hyundai i30 N TCR	242.6	10	242.1	9	241.6	12	241.0	7	241.0	11	241.7
21	17	Martin Ryba	SVK	Brutal Fish Racing Team	SVK	Volkswagen Golf GTI TCR	242.1	4	241.6	5	241.0	6	240.5	9	240.0	7	241.0
22	126	Jessica Bäckman	SW	WestCoast Racing	SW	Volkswagen Golf GTI TCR	242.1	5	242.1	7	242.1	10	241.6	4	241.0	8	241.8
23	10	Viktor Davidovski	MKD	PSS Racing Team	MKD	Honda Civic Type R FK7 TCR	241.6	8	241.0	10	241.0	11	240.5	12	240.0	4	240.8
24	21	Marie	FRA	JSB Compétition	FRA	Cupra TCR DSG	241.6	5	241.6	7	240.5	4	240.5	10	240.0	12	240.8
25	94	Kris Richard	SUI	Target Competition	SUI	Hyundai i30 N TCR	241.6	7	241.6	9	241.6	11	241.0	10	240.0	5	241.1
26	99	Josh Files	GBR	Hell Energy Racing with KCMG	GBR	Honda Civic Type R FK7 TCR	241.0	5	240.0	4	238.4	6	237.8	9	237.3	7	238.9
27	555	Norbert Michelisz	HUN	M1RA	HUN	Hyundai i30 N TCR	241.0	5	240.5	6	239.4	4	239.4	7	238.4	12	239.7
28	62	Dušan Borkovic	SRB	Target Competition	SRB	Hyundai i30 N TCR	240.5	6	240.5	7	240.0	4	240.0	8	239.4	9	240.1
29	42	Stefano Comini	SUI	Autodis Racing by THX	SUI	Honda Civic Type R FK7 TCR	239.4	4	236.3	5	210.5	1	172.5	3	171.7	2	206.1
30	9	Attila Tassi	HUN	Hell Energy Racing with KCMG	HUN	Honda Civic Type R FK7 TCR	237.8	6	237.3	5	237.3	7	237.3	11	236.8	8	237.3
31	23	Francisco Abreu	POR	Sports & You	POR	Peugeot 308 TCR	217.3	1									217.3





Circuit de Barcelona
 TCR Europe
 Race - 1
 Fastest Laps Sequence



Lap	Time of Day	Session Time	Nº	Driver	Nat	Team	Nat	Vehicle	Time	Km/h
4	17:39:00.526	9:57.526	9	Attila Tassi	HUN	Hell Energy Racing with KCMG	HUN	Honda Civic Type R FK7 TCR	1:55.434	145.1
4	17:39:03.666	10:00.666	69	Jean-Karl Vernay	FRA	Leopard Lukoil Team	FRA	Audi RS3 LMS TCR	1:55.352	145.2





Circuit de Barcelona

TCR Europe

Race - 1

Event Best Maximum Speed



Nº	Driver	Nat	Team	Nat	Vehicle	Km/h	Session
69	Jean-Karl Vernay	FRA	Leopard Lukoil Team	FRA	Audi RS3 LMS TCR	249.4	Race - 1
34	Stian Paulsen	NOR	Stian Paulsen Racing	NOR	Cupra TCR	247.7	Race - 1
25	Mikel Azcona	ESP	PCR Sport	ESP	Cupra TCR	247.1	Free Practice - 1
23	Francisco Abreu	POR	Sports & You	POR	Peugeot 308 TCR	246.5	Free Practice - 1
38	Danny Kroes	NED	PCR Sport	NED	Cupra TCR	246.5	Race - 1
223	Nathanaël Bertho	FRA	Comtoyou Racing	FRA	Audi RS3 LMS TCR	246.5	Race - 1
27	Enrique Hernand	ESP	Sports & You	ESP	Peugeot 308 TCR	246.0	Free Practice - 1
62	Dušan Borkovic	SRB	Target Competition	SRB	Hyundai i30 N TCR	246.0	Free Practice - 1
4	Julien Briché	FRA	JSB Compétition	FRA	Peugeot 308 TCR	245.4	Race - 1
5	Klim Gavrilov	RUS	LTA Rally	RUS	Volkswagen Golf GTI TCR	245.4	Race - 1
116	Ashley Sutton	GBR	WestCoast Racing	GBR	Volkswagen Golf GTI TCR	244.8	Free Practice - 2
35	M. Sathienthirakul	THA	Monlau Competición	THA	Cupra TCR	244.8	Race - 1
22	Petr Fulín	CZE	Fulin Race Academy	CZE	Cupra TCR	244.8	Race - 1
88	Maxime Potty	BEL	Comtoyou Racing	BEL	Volkswagen Golf GTI TCR	244.3	Free Practice - 2
19	Andreas Bäckma	SWE	WestCoast Racing	SWE	Volkswagen Golf GTI TCR	244.3	Race - 1
17	Martin Ryba	SVK	Brutal Fish Racing Team	SVK	Volkswagen Golf GTI TCR	243.7	Free Practice - 1
32	Oliver Taylor	GBR	Pyro Motorsport	GBR	Honda Civic Type R FK7 TCR	243.7	Race - 1
10	Viktor Davidovski	MKD	PSS Racing Team	MKD	Honda Civic Type R FK7 TCR	243.2	Free Practice - 1
21	Marie Baus-Cop	FRA	JSB Compétition	FRA	Cupra TCR DSG	243.2	Free Practice - 1
11	Jens Reno Møller	DEN	Reno Racing	DEN	Honda Civic Type R FK7 TCR	243.2	Free Practice - 2
126	Jessica Bäckman	SWE	WestCoast Racing	SWE	Volkswagen Golf GTI TCR	243.2	Free Practice - 2
15	Peter Terting	GER	Target Competition	GER	Hyundai i30 N TCR	243.2	Race - 1
99	Josh Files	GBR	Hell Energy Racing with KCMG	GBR	Honda Civic Type R FK7 TCR	242.6	Free Practice - 1
909	Mike Halder	GER	Hell Energy Racing with KCMG	GER	Honda Civic Type R FK7 TCR	242.6	Free Practice - 1
28	Jean-Laurent Nav	FRA	MN Développement	FRA	Volkswagen Golf GTI TCR	242.6	Free Practice - 2
999	Dániel Nagy	HUN	M1RA	HUN	Hyundai i30 N TCR	242.6	Race - 1
8	Reece Barr	IRE	Target Competition	IRE	Hyundai i30 N TCR	242.6	Race - 1
111	Nikola Miljković	SRB	LEIN Racing	SRB	Cupra TCR	242.1	Free Practice - 2
555	Norbert Michelisz	HUN	M1RA	HUN	Hyundai i30 N TCR	242.1	Free Practice - 2
42	Stefano Comini	SUI	Autodis Racing by THX	SUI	Honda Civic Type R FK7 TCR	242.1	Qualifying - 1
9	Attila Tassi	HUN	Hell Energy Racing with KCMG	HUN	Honda Civic Type R FK7 TCR	242.1	Qualifying - 2
94	Kris Richard	SUI	Target Competition	SUI	Hyundai i30 N TCR	241.6	Race - 1





Circuit de Barcelona

TCR Europe

Race - 1

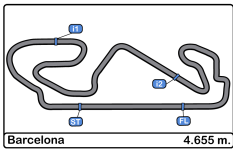
Lap Chart



LAP

Nr	Pos	Grid	1	2	3	4	5	6	7	8	9	10	11	12
9	1	9	9	9	9	9	9	9	9	9	9	9	9	9
99	2	99	99	99	99	99	99	99	99	99	62	62	62	62
25	3	25	62	62	62	62	62	62	62	62	555	555	555	555
62	4	62	25	25	25	25	25	25	25	25	116	116	116	116
555	5	555	116	555	555	555	555	555	555	555	25	25	25	25
116	6	116	555	116	116	116	116	116	116	116	69	69	69	69
999	7	999	999	999	999	999	999	69	69	69	999	999	999	999
909	8	909	94	94	94	69	69	999	999	999	94	94	94	94
15	9	15	69	69	69	94	94	94	94	94	99	4	4	4
94	10	94	909	909	909	909	909	909	4	4	4	8	8	8
4	11	4	15	15	15	4	4	4	8	8	8	15	15	15
8	12	8	4	4	4	15	15	8	34	34	34	34	34	34
69	13	69	223	223	223	223	223	34	19	15	15	19	19	19
88	14	88	88	88	88	34	34	19	15	19	19	32	32	32
34	15	34	34	34	34	19	8	15	32	32	32	88	88	88
19	16	19	19	19	19	8	19	32	88	88	88	10	126	126
32	17	32	8	8	8	88	32	88	10	10	10	126	10	10
223	18	223	32	32	32	32	88	10	126	126	126	99	17	17
5	19	5	42	42	42	10	10	126	17	17	17	17	35	35
126	20	126	10	10	10	126	126	17	35	35	35	35	27	27
11	21	11	126	126	126	17	17	35	21	27	27	27	22	22
38	22	38	17	17	17	42	35	223	27	21	21	22	21	21
22	23	22	21	21	21	35	21	21	909	22	22	21	28	28
10	24	10	35	35	35	21	27	27	22	28	28	28	5	5
42	25	42	5	5	5	5	22	22	11	11	5	5		
17	26	17	22	22	22	22	11	11	28	909	11			
35	27	35	27	27	27	27	42	28	5	5				
111	28	111	38	38	38	38	28	5						
23	29	23	28	28	28	11	5							
28	30	28	11	11	11	28								
21	31	21	23											
27	32	27												

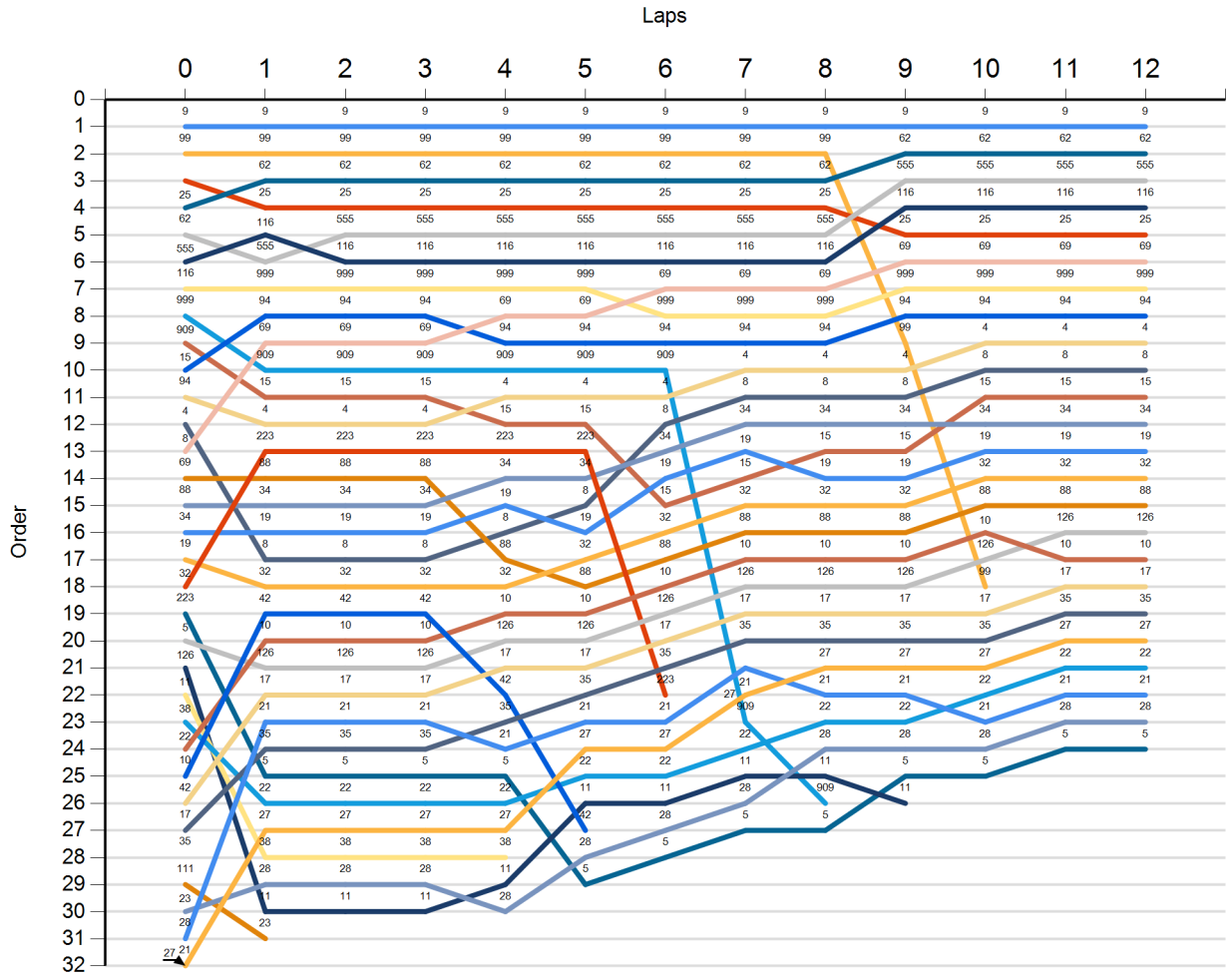


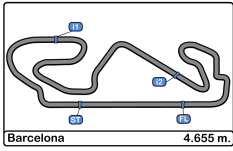


Circuit de Barcelona
 TCR Europe
 Race - 1
 Graphic Lap Chart



- 9
- 99
- 25
- 62
- 555
- 116
- 999
- 909
- 15
- 94
- 4
- 8
- 69
- 88
- 34
- 19
- 32
- 223
- 5
- 126
- 11
- 38
- 22
- 10
- 42
- 17
- 35
- 111
- 23
- 28
- 21
- 27



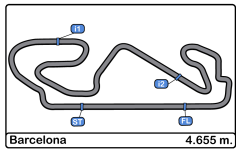


Circuit de Barcelona
 TCR Europe
 Race - 1
 Pit Stop Analysis

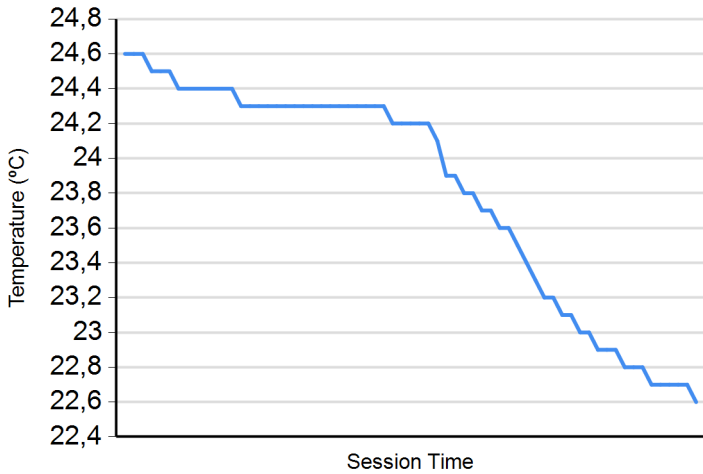


Nº	In Day Time	Driver	Nat	Team	Nat	Vehicle	In Time	Stop Nº	Pit Time	Handicap	Penalty
----	-------------	--------	-----	------	-----	---------	---------	---------	----------	----------	---------

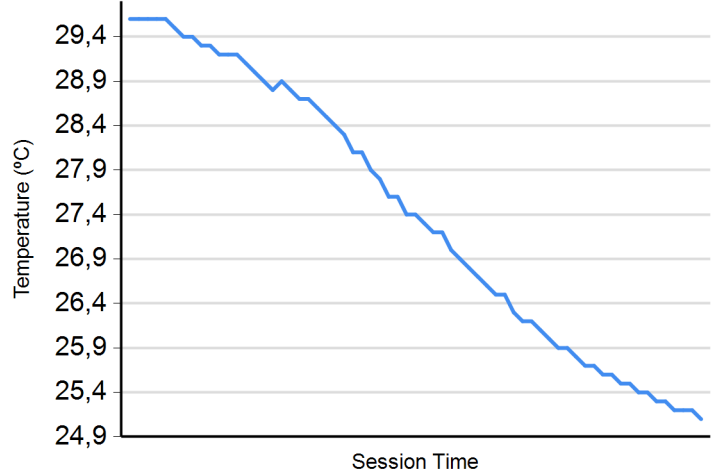




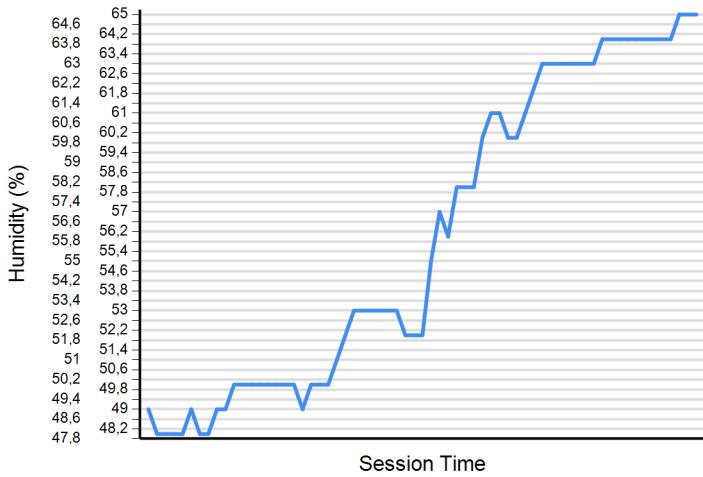
Air Temperature



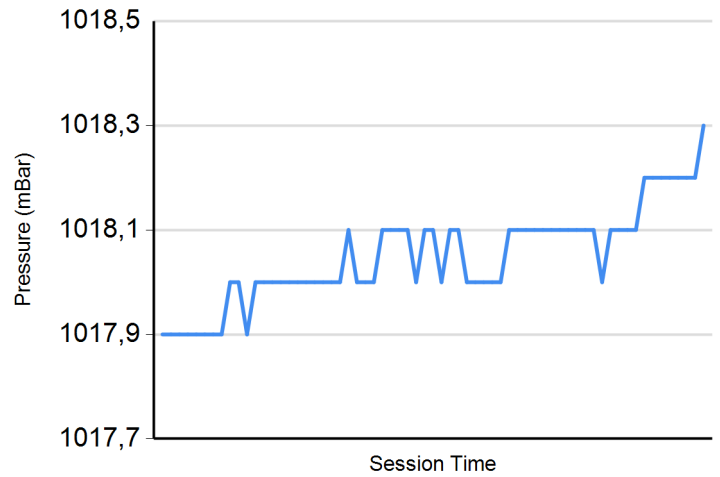
Track Temperature



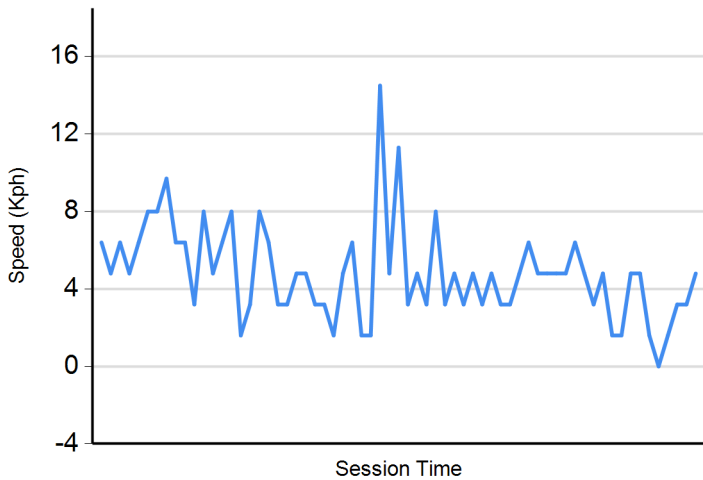
Humidity



Pressure



Wind Speed



Wind direction

North = 0°/360° Est = 90° South = 180° West = 270°

