

Circuit de Barcelona
TCR Europe
Qualifying - 2
Provisional Results



Cls	Nº	Driver	Nat	Team	Nat	Vehicle	Laps	Best	Time	Gap	Interval	Km/h
1	9	Attila Tassi	HUN	Hell Energy Racing with KCMG	HUN	Honda Civic Type R FK7 TCR	6	5	1:53.861			147.1
2	99	Josh Files	GBR	Hell Energy Racing with KCMG	GBR	Honda Civic Type R FK7 TCR	6	2	1:53.902	0.041	0.041	147.1
3	25	Mikel Azcona	ESP	PCR Sport	ESP	Cupra TCR	4	2	1:54.167	0.306	0.265	146.7
4	62	Dušan Borkovic	SRB	Target Competition	SRB	Hyundai i30 N TCR	6	2	1:54.186	0.325	0.019	146.7
5	555	Norbert Michelisz	HUN	M1RA	HUN	Hyundai i30 N TCR	6	2	1:54.198	0.337	0.012	146.7
6	116	Ashley Sutton	GBR	WestCoast Racing	GBR	Volkswagen Golf GTI TCR	5	2	1:54.367	0.506	0.169	146.5
7	94	Kris Richard	SUI	Target Competition	SUI	Hyundai i30 N TCR	6	4	1:54.385	0.524	0.018	146.5
8	999	Dániel Nagy	HUN	M1RA	HUN	Hyundai i30 N TCR	6	5	1:54.461	0.600	0.076	146.4
9	909	Mike Halder	GER	Hell Energy Racing with KCMG	GER	Honda Civic Type R FK7 TCR	6	5	1:54.473	0.612	0.012	146.3
10	15	Peter Terting	GER	Target Competition	GER	Hyundai i30 N TCR	6	5	1:54.521	0.660	0.048	146.3
11	4	Julien Briché	FRA	JSB Compétition	FRA	Peugeot 308 TCR	6	3	1:54.629	0.768	0.108	146.1
12	8	Reece Barr	IRE	Target Competition	IRE	Hyundai i30 N TCR	4	2	1:54.899	1.038	0.270	145.8

Published at:.....

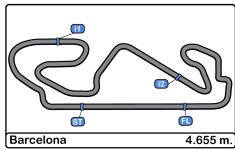
Track Temp: 17.6 °C Air Temp: 22.3 °C Humidity: 63 % Track Status: DRY

Stewards:

Race Director:

Timekeeper:





Circuit de Barcelona
TCR Europe
Qualifying - 2
Lap Analysis



4 Julien Briché Peugeot 308 TCR **94** Kris Richard Hyundai i30 N TCR
JSB Compétition Target Competition

Lap	D	Time	Sector 1	Sector 2	Sector 3	T. Spd	Elapsed	Lap	D	Time	Sector 1	Sector 2	Sector 3	T. Spd	Elapsed
1		12:18:08.342	12:16:39.148	50.244	38.950	152.5	12:18:08.342	1		12:17:07.475	12:15:42.785	46.884	37.806	161.6	12:17:07.475
2		1:54.838	32.714	44.746	37.378	238.9	12:20:03.180	2		1:59.525 P	33.250	44.637	41.638	236.3	12:19:07.000
3		1:54.629	32.598	44.687	37.344	239.4	12:21:57.809	3		3:20.979	1:57.017	45.951	38.011	169.2	12:22:27.979
4		2:13.944	34.525	56.843	42.576	240.5	12:24:11.753	4		1:54.385	32.607	44.347	37.431	234.7	12:24:22.364
5		1:55.089	32.811	44.862	37.416	240.5	12:26:06.842	5		1:54.530	32.639	44.564	37.327	236.8	12:26:16.894
6		2:20.523 P	33.713	45.766	1:01.044	240.0	12:28:27.365	6		3:00.512 P	44.068	1:04.601	1:11.843	182.4	12:29:17.406

8 Reece Barr Hyundai i30 N TCR **99** Josh Files Honda Civic Type R FK7 TCR
Target Competition Hell Energy Racing with KCMG

Lap	D	Time	Sector 1	Sector 2	Sector 3	T. Spd	Elapsed	Lap	D	Time	Sector 1	Sector 2	Sector 3	T. Spd	Elapsed
1		12:17:08.595	12:15:41.356	49.320	37.919	160.2	12:17:08.595	1		12:17:12.949	12:15:45.712	47.962	39.275	160.2	12:17:12.949
2		1:54.899	32.671	44.720	37.508	237.3	12:19:03.494	2		1:53.902	32.159	44.589	37.154	242.1	12:19:06.851
3		1:54.985	32.645	44.682	37.658	236.3	12:20:58.479	3		2:01.921 P	33.084	45.977	42.860	242.6	12:21:08.772
4		2:01.507 P	32.904	45.051	43.552	235.2	12:22:59.986	4		3:21.457	1:56.427	46.683	38.347	161.1	12:24:30.229
								5		1:54.117	32.190	44.316	37.611	241.6	12:26:24.346
								6		2:39.457 P	39.956	1:00.150	59.351	183.0	12:29:03.803

9 Attila Tassi Honda Civic Type R FK7 TCR
Hell Energy Racing with KCMG

Lap	D	Time	Sector 1	Sector 2	Sector 3	T. Spd	Elapsed	Lap	D	Time	Sector 1	Sector 2	Sector 3	T. Spd	Elapsed
1		12:17:16.008	12:15:46.215	49.636	40.157	157.2	12:17:16.008	1		12:17:31.779	12:16:02.400	50.346	39.033	90.6	12:17:31.779
2		1:54.260	32.444	44.372	37.444	241.0	12:19:10.268	2		1:54.367	32.487	44.417	37.463	241.6	12:19:26.146
3		2:00.696 P	32.669	45.318	42.709	241.6	12:21:10.964	3		2:14.477	38.905	53.349	42.223	241.0	12:21:40.623
4		3:22.201	1:55.281	46.983	39.937	166.9	12:24:33.165	4		1:55.073	32.692	44.803	37.578	240.5	12:23:35.696
5		1:53.861	32.365	44.363	37.133	242.1	12:26:27.026	5		2:33.835 P	42.506	56.432	54.897	159.5	12:26:09.531
6		2:31.223 P	37.573	58.318	55.332	193.5	12:28:58.249								

15 Peter Terting Hyundai i30 N TCR **555** Norbert Michelisz Hyundai i30 N TCR
Target Competition M1RA

Lap	D	Time	Sector 1	Sector 2	Sector 3	T. Spd	Elapsed	Lap	D	Time	Sector 1	Sector 2	Sector 3	T. Spd	Elapsed
1		12:17:09.454	12:15:44.105	47.261	38.088	156.0	12:17:09.454	1		12:17:23.179	12:15:51.597	50.762	40.820	164.3	12:17:23.179
2		1:54.821	32.680	44.809	37.332	239.4	12:19:04.275	2		1:54.198	32.517	44.351	37.330	238.4	12:19:17.377
3		2:00.058 P	32.607	44.871	42.580	238.4	12:21:04.333	3		1:59.516 P	32.653	45.075	41.788	237.8	12:21:16.893
4		3:32.278	2:05.777	46.853	39.648	159.0	12:24:36.611	4		3:21.105	1:54.850	47.112	39.143	158.5	12:24:37.998
5		1:54.521	32.477	44.733	37.311	240.0	12:26:31.132	5		1:54.251	32.399	44.357	37.495	238.4	12:26:32.249
6		2:51.254 P	38.791	1:01.202	1:11.261	195.6	12:29:22.386	6		2:54.336 P	39.775	1:00.515	1:14.046	222.2	12:29:26.585

25 Mikel Azcona Cupra TCR **909** Mike Halder Honda Civic Type R FK7 TCR
PCR Sport Hell Energy Racing with KCMG

Lap	D	Time	Sector 1	Sector 2	Sector 3	T. Spd	Elapsed	Lap	D	Time	Sector 1	Sector 2	Sector 3	T. Spd	Elapsed
1		12:17:21.842	12:15:50.584	50.762	40.496	169.2	12:17:21.842	1		12:17:18.472	12:15:48.004	49.590	40.878	161.4	12:17:18.472
2		1:54.167	32.429	44.542	37.196	243.2	12:19:16.009	2		1:55.111	32.443	44.666	38.002	242.1	12:19:13.583
3		1:54.655	32.430	44.704	37.521	243.2	12:21:10.664	3		1:59.697 P	32.819	45.079	41.799	242.1	12:21:13.280
4		2:13.770 P	35.032	50.879	47.859	242.6	12:23:24.434	4		3:22.506	1:54.855	47.522	40.129	163.1	12:24:35.786
								5		1:54.473	32.338	44.887	37.248	242.6	12:26:30.259
								6		2:49.750 P	39.095	1:01.323	1:09.332	196.0	12:29:20.009

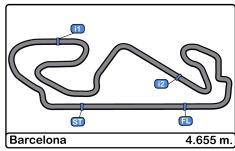
62 Dušan Borkovic Hyundai i30 N TCR
Target Competition

Lap	D	Time	Sector 1	Sector 2	Sector 3	T. Spd	Elapsed	Lap	D	Time	Sector 1	Sector 2	Sector 3	T. Spd	Elapsed
1		12:17:06.555	12:15:39.731	48.639	38.185	161.4	12:17:06.555	1		12:17:24.899	12:15:52.237	51.017	41.645	168.7	12:17:24.899
2		1:54.186	32.612	44.496	37.078	235.8	12:19:00.741	2		1:54.901	32.475	44.777	37.649	237.8	12:19:19.800
3		1:59.193 P	32.681	44.931	41.581	236.8	12:20:59.934	3		1:59.517 P	32.625	44.912	41.980	238.4	12:21:19.317
4		3:16.510	1:53.087	45.809	37.614	147.3	12:24:16.444	4		3:23.512	2:00.964	44.962	37.586	170.0	12:24:42.829
5		1:54.481	32.562	44.487	37.432	237.8	12:26:10.925	5		1:54.461	32.580	44.506	37.375	237.3	12:26:37.290
6		2:59.463 P	46.886	1:08.558	1:04.019	145.5	12:29:10.388	6		2:51.568 P	37.804	59.703	1:14.061	219.9	12:29:28.858

999 Dániel Nagy Hyundai i30 N TCR
M1RA

Lap	D	Time	Sector 1	Sector 2	Sector 3	T. Spd	Elapsed	Lap	D	Time	Sector 1	Sector 2	Sector 3	T. Spd	Elapsed
1		12:17:24.899	12:15:52.237	51.017	41.645	168.7	12:17:24.899	1		12:17:24.899	12:15:52.237	51.017	41.645	168.7	12:17:24.899
2		1:54.901	32.475	44.777	37.649	237.8	12:19:19.800	2		1:54.901	32.475	44.777	37.649	237.8	12:19:19.800
3		1:59.517 P	32.625	44.912	41.980	238.4	12:21:19.317	3		1:59.517 P	32.625	44.912	41.980	238.4	12:21:19.317
4		3:23.512	2:00.964	44.962	37.586	170.0	12:24:42.829	4		3:23.512	2:00.964	44.962	37.586	170.0	12:24:42.829
5		1:54.461	32.580	44.506	37.375	237.3	12:26:37.290	5		1:54.461	32.580	44.506	37.375	237.3	12:26:37.290
6		2:51.568 P	37.804	59.703	1:14.061	219.9	12:29:28.858	6		2:51.568 P	37.804	59.703	1:14.061	219.9	12:29:28.858



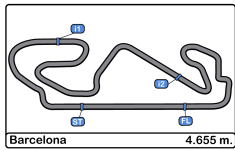


Circuit de Barcelona
 TCR Europe
 Qualifying - 2
 Best Sectors Results



Sector - 1			Sector - 2			Sector - 3			Ideal Lap vs Best Lap						
Clas	Nº	Driver	Time	Nº	Driver	Time	Nº	Driver	Time	Clas	Nº	Driver	Ideal Lap	Best Lap	Clas
1	99	Josh Files	32.159	99	Josh Files	44.316	62	Dušan Borkovic	37.078	1	99	Josh Files	1:53.629	1:53.902	2
2	90	Mike Halder	32.338	94	Kris Richard	44.347	9	Attila Tassi	37.133	2	9	Attila Tassi	1:53.861	1:53.861	1
3	9	Attila Tassi	32.365	555	Norbert Michelisz	44.351	99	Josh Files	37.154	3	555	Norbert Michelisz	1:54.080	1:54.198	5
4	55	Norbert Michelisz	32.399	9	Attila Tassi	44.363	25	Mikel Azcona	37.196	4	62	Dušan Borkovic	1:54.127	1:54.186	4
5	25	Mikel Azcona	32.429	116	Ashley Sutton	44.417	909	Mike Halder	37.248	5	25	Mikel Azcona	1:54.167	1:54.167	3
6	99	Dániel Nagy	32.475	62	Dušan Borkovic	44.487	15	Peter Terting	37.311	6	909	Mike Halder	1:54.252	1:54.473	9
7	15	Peter Terting	32.477	999	Dániel Nagy	44.506	94	Kris Richard	37.327	7	94	Kris Richard	1:54.281	1:54.385	7
8	11	Ashley Sutton	32.487	25	Mikel Azcona	44.542	555	Norbert Michelisz	37.330	8	999	Dániel Nagy	1:54.356	1:54.461	8
9	62	Dušan Borkovic	32.562	909	Mike Halder	44.666	4	Julien Briché	37.344	9	116	Ashley Sutton	1:54.367	1:54.367	6
10	4	Julien Briché	32.598	8	Reece Barr	44.682	999	Dániel Nagy	37.375	10	15	Peter Terting	1:54.521	1:54.521	10
11	94	Kris Richard	32.607	4	Julien Briché	44.687	116	Ashley Sutton	37.463	11	4	Julien Briché	1:54.629	1:54.629	11
12	8	Reece Barr	32.645	15	Peter Terting	44.733	8	Reece Barr	37.508	12	8	Reece Barr	1:54.835	1:54.899	12



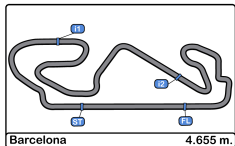


Circuit de Barcelona
 TCR Europe
 Qualifying - 2
 Best 5 Lap Times



Cls	Nº	Driver	Nat	Team	Nat	Vehicle	Best 1		Best 2		Best 3		Best 4		Best 5	
							Time	Lap	Time	Lap	Time	Lap	Time	Lap	Time	Lap
1	9	Attila Tassi	HUN	Hell Energy Racing with KCMG	HUN	Honda Civic Type R FK7 TCR	1:53.861	5	1:54.260	2	2:00.696	3	2:31.223	6	3:22.201	4
2	99	Josh Files	GBR	Hell Energy Racing with KCMG	GBR	Honda Civic Type R FK7 TCR	1:53.902	2	1:54.117	5	2:01.921	3	2:39.457	6	3:21.457	4
3	25	Mikel Azcona	ESP	PCR Sport	ESP	Cupra TCR	1:54.167	2	1:54.655	3	2:13.770	4				
4	62	Dušan Borković	SRB	Target Competition	SRB	Hyundai i30 N TCR	1:54.186	2	1:54.481	5	1:59.193	3	2:59.463	6	3:16.510	4
5	555	Norbert Michelisz	HUN	M1RA	HUN	Hyundai i30 N TCR	1:54.198	2	1:54.251	5	1:59.516	3	2:54.336	6	3:21.105	4
6	116	Ashley Sutton	GBR	WestCoast Racing	GBR	Volkswagen Golf GTI TCR	1:54.367	2	1:55.073	4	2:14.477	3	2:33.835	5		
7	94	Kris Richard	SUI	Target Competition	SUI	Hyundai i30 N TCR	1:54.385	4	1:54.530	5	1:59.525	2	3:00.512	6	3:20.979	3
8	999	Dániel Nagy	HUN	M1RA	HUN	Hyundai i30 N TCR	1:54.461	5	1:54.901	2	1:59.517	3	2:51.568	6	3:23.512	4
9	909	Mike Halder	GER	Hell Energy Racing with KCMG	GER	Honda Civic Type R FK7 TCR	1:54.473	5	1:55.111	2	1:59.697	3	2:49.750	6	3:22.506	4
10	15	Peter Terting	GER	Target Competition	GER	Hyundai i30 N TCR	1:54.521	5	1:54.821	2	2:00.058	3	2:51.254	6	3:32.278	4
11	4	Julien Briché	FRA	JSB Compétition	FRA	Peugeot 308 TCR	1:54.629	3	1:54.838	2	1:55.089	5	2:13.944	4	2:20.523	6
12	8	Reece Barr	IRE	Target Competition	IRE	Hyundai i30 N TCR	1:54.899	2	1:54.985	3	2:01.507	4				



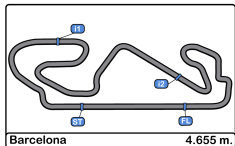


Circuit de Barcelona
 TCR Europe
 Qualifying - 2
 Best 5 Top Speeds



Cls	Nº	Driver	Nat	Team	Nat	Vehicle	Top 1		Top 2		Top 3		Top 4		Top 5		Avg
							Km/h	Lap	Km/h	Lap	Km/h	Lap	Km/h	Lap	Km/h	Lap	
1	25	Mikel Azcona	ESP	PCR Sport	ESP	Cupra TCR	243.2	2	243.2	3	242.6	4	169.2	1			224.6
2	99	Josh Files	GBR	Hell Energy Racing with KCMG	GBR	Honda Civic Type R FK7 TCR	242.6	3	242.1	2	241.6	5	183.0	6	161.1	4	214.1
3	909	Mike Halder	GER	Hell Energy Racing with KCMG	GER	Honda Civic Type R FK7 TCR	242.6	5	242.1	2	242.1	3	196.0	6	163.1	4	217.2
4	9	Attila Tassi	HUN	Hell Energy Racing with KCMG	HUN	Honda Civic Type R FK7 TCR	242.1	5	241.6	3	241.0	2	193.5	6	166.9	4	217.0
5	116	Ashley Sutton	GBR	WestCoast Racing	GBR	Volkswagen Golf GTI TCR	241.6	2	241.0	3	240.5	4	159.5	5	90.6	1	194.6
6	4	Julien Briché	FRA	JSB Compétition	FRA	Peugeot 308 TCR	240.5	4	240.5	5	240.0	6	239.4	3	238.9	2	239.8
7	15	Peter Terting	GER	Target Competition	GER	Hyundai i30 N TCR	240.0	5	239.4	2	238.4	3	195.6	6	159.0	4	214.5
8	555	Norbert Michelisz	HUN	M1RA	HUN	Hyundai i30 N TCR	238.4	2	238.4	5	237.8	3	222.2	6	164.3	1	220.2
9	999	Dániel Nagy	HUN	M1RA	HUN	Hyundai i30 N TCR	238.4	3	237.8	2	237.3	5	219.9	6	170.0	4	220.7
10	62	Dušan Borkovic	SRB	Target Competition	SRB	Hyundai i30 N TCR	237.8	5	236.8	3	235.8	2	161.4	1	147.3	4	203.8
11	8	Reece Barr	IRE	Target Competition	IRE	Hyundai i30 N TCR	237.3	2	236.3	3	235.2	4	160.2	1			217.3
12	94	Kris Richard	SUI	Target Competition	SUI	Hyundai i30 N TCR	236.8	5	236.3	2	234.7	4	182.4	6	169.2	3	211.9



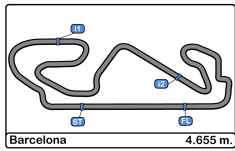


Circuit de Barcelona
 TCR Europe
 Qualifying - 2
 Fastest Laps Sequence



Lap	Time of Day	Session Time	Nº	Driver	Nat	Team	Nat	Vehicle	Time	Km/h
2	12:19:00.741	9:00.741	62	Dušan Borkovic	SRB	Target Competition	SRB	Hyundai i30 N TCR	1:54.186	146.7
2	12:19:06.851	9:06.851	99	Josh Files	GBR	Hell Energy Racing with KCMG	GBR	Honda Civic Type R FK7 TCR	1:53.902	147.1
5	12:26:27.026	16:27.026	9	Attila Tassi	HUN	Hell Energy Racing with KCMG	HUN	Honda Civic Type R FK7 TCR	1:53.861	147.1





Circuit de Barcelona

TCR Europe

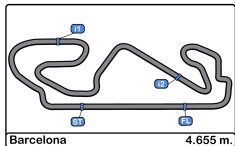
Qualifying - 2

Event Best Maximum Speed



Nº	Driver	Nat	Team	Nat	Vehicle	Km/h	Session
69	Jean-Karl Vernay	FRA	Leopard Lukoil Team	FRA	Audi RS3 LMS TCR	247.7	Free Practice - 1
25	Mikel Azcona	ESP	PCR Sport	ESP	Cupra TCR	247.1	Free Practice - 1
23	Francisco Abreu	POR	Sports & You	POR	Peugeot 308 TCR	246.5	Free Practice - 1
27	Enrique Hernand	ESP	Sports & You	ESP	Peugeot 308 TCR	246.0	Free Practice - 1
62	Dušan Borkovic	SRB	Target Competition	SRB	Hyundai i30 N TCR	246.0	Free Practice - 1
34	Stian Paulsen	NOR	Stian Paulsen Racing	NOR	Cupra TCR	245.4	Free Practice - 1
223	Nathanaël Bertho	FRA	Comtoy Racing	FRA	Audi RS3 LMS TCR	245.4	Free Practice - 1
4	Julien Briche	FRA	JSB Compétition	FRA	Peugeot 308 TCR	244.8	Free Practice - 1
116	Ashley Sutton	GBR	WestCoast Racing	GBR	Volkswagen Golf GTI TCR	244.8	Free Practice - 2
38	Danny Kroes	NED	PCR Sport	NED	Cupra TCR	244.3	Free Practice - 1
22	Petr Fulín	CZE	Fulin Race Academy	CZE	Cupra TCR	244.3	Free Practice - 2
88	Maxime Potty	BEL	Comtoy Racing	BEL	Volkswagen Golf GTI TCR	244.3	Free Practice - 2
17	Martin Ryba	SVK	Brutal Fish Racing Team	SVK	Volkswagen Golf GTI TCR	243.7	Free Practice - 1
10	Viktor Davidovski	MKD	PSS Racing Team	MKD	Honda Civic Type R FK7 TCR	243.2	Free Practice - 1
21	Marie Baus-Cop	FRA	JSB Compétition	FRA	Cupra TCR DSG	243.2	Free Practice - 1
19	Andreas Bäckma	SWE	WestCoast Racing	SWE	Volkswagen Golf GTI TCR	243.2	Free Practice - 2
11	Jens Reno Møller	DEN	Reno Racing	DEN	Honda Civic Type R FK7 TCR	243.2	Free Practice - 2
32	Oliver Taylor	GBR	Pyro Motorsport	GBR	Honda Civic Type R FK7 TCR	243.2	Free Practice - 2
126	Jessica Bäckman	SWE	WestCoast Racing	SWE	Volkswagen Golf GTI TCR	243.2	Free Practice - 2
99	Josh Files	GBR	Hell Energy Racing with KCMG	GBR	Honda Civic Type R FK7 TCR	242.6	Free Practice - 1
909	Mike Halder	GER	Hell Energy Racing with KCMG	GER	Honda Civic Type R FK7 TCR	242.6	Free Practice - 1
35	M. Sathienthirakul	THA	Monlau Competición	THA	Cupra TCR	242.6	Free Practice - 1
28	Jean-Laurent Nav	FRA	MN Développement	FRA	Volkswagen Golf GTI TCR	242.6	Free Practice - 2
8	Reece Barr	IRE	Target Competition	IRE	Hyundai i30 N TCR	242.1	Free Practice - 1
5	Klim Gavrilov	RUS	LTA Rally	RUS	Volkswagen Golf GTI TCR	242.1	Free Practice - 1
111	Nikola Miljković	SRB	LEIN Racing	SRB	Cupra TCR	242.1	Free Practice - 2
555	Norbert Michelisz	HUN	M1RA	HUN	Hyundai i30 N TCR	242.1	Free Practice - 2
42	Stefano Comini	SUI	Autodis Racing by THX	SUI	Honda Civic Type R FK7 TCR	242.1	Qualifying - 1
9	Attila Tassi	HUN	Hell Energy Racing with KCMG	HUN	Honda Civic Type R FK7 TCR	242.1	Qualifying - 2
15	Peter Terting	GER	Target Competition	GER	Hyundai i30 N TCR	241.6	Free Practice - 2
94	Kris Richard	SUI	Target Competition	SUI	Hyundai i30 N TCR	241.0	Free Practice - 1
999	Dániel Nagy	HUN	M1RA	HUN	Hyundai i30 N TCR	241.0	Free Practice - 2





Circuit de Barcelona
TCR Europe
Qualifying - 2
Pit Stop Analysis



9 Attila Tassi Honda Hell Energy Racing with KCMG
Honda Civic Type R FK7 TCR

Nr.	In Day Time	In Time	Out Time	Pit Time	T. Pit Time	Handicap	Penalty
1	12:21:08.554	12:21:08.554	12:22:31.405	1:22.851	1:22.851		

15 Peter Terting Hyundai Target Competition
Hyundai i30 N TCR

Nr.	In Day Time	In Time	Out Time	Pit Time	T. Pit Time	Handicap	Penalty
1	12:21:01.872	12:21:01.872	12:22:34.652	1:32.780	1:32.780		

62 Dušan Borkovic Hyundai Target Competition
Hyundai i30 N TCR

Nr.	In Day Time	In Time	Out Time	Pit Time	T. Pit Time	Handicap	Penalty
1	12:20:57.348	12:20:57.348	12:22:18.263	1:20.915	1:20.915		

94 Kris Richard Hyundai Target Competition
Hyundai i30 N TCR

Nr.	In Day Time	In Time	Out Time	Pit Time	T. Pit Time	Handicap	Penalty
1	12:19:04.567	12:19:04.567	12:20:30.048	1:25.481	1:25.481		

99 Josh Files Honda Hell Energy Racing with KCMG
Honda Civic Type R FK7 TCR

Nr.	In Day Time	In Time	Out Time	Pit Time	T. Pit Time	Handicap	Penalty
1	12:21:06.362	12:21:06.362	12:22:29.716	1:23.354	1:23.354		

555 Norbert Michelisz Hyundai M1RA
Hyundai i30 N TCR

Nr.	In Day Time	In Time	Out Time	Pit Time	T. Pit Time	Handicap	Penalty
1	12:21:14.465	12:21:14.465	12:22:36.659	1:22.194	1:22.194		

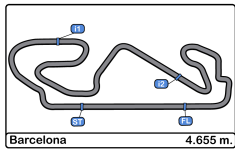
909 Mike Halder Honda Hell Energy Racing with KCMG
Honda Civic Type R FK7 TCR

Nr.	In Day Time	In Time	Out Time	Pit Time	T. Pit Time	Handicap	Penalty
1	12:21:10.750	12:21:10.750	12:22:32.965	1:22.215	1:22.215		

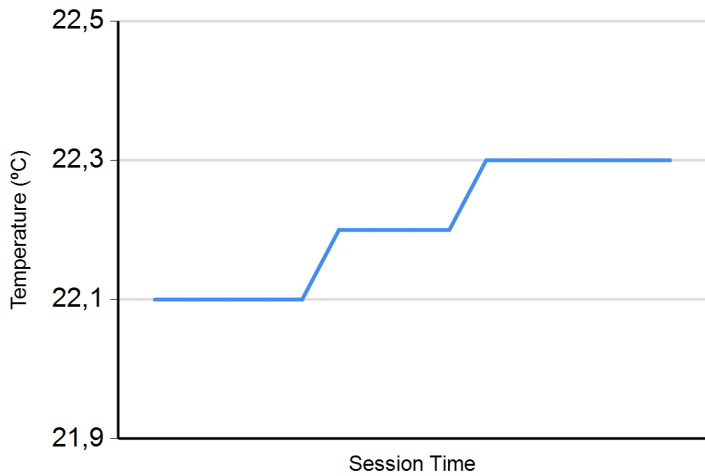
999 Dániel Nagy Hyundai M1RA
Hyundai i30 N TCR

Nr.	In Day Time	In Time	Out Time	Pit Time	T. Pit Time	Handicap	Penalty
1	12:21:16.887	12:21:16.887	12:22:47.118	1:30.231	1:30.231		

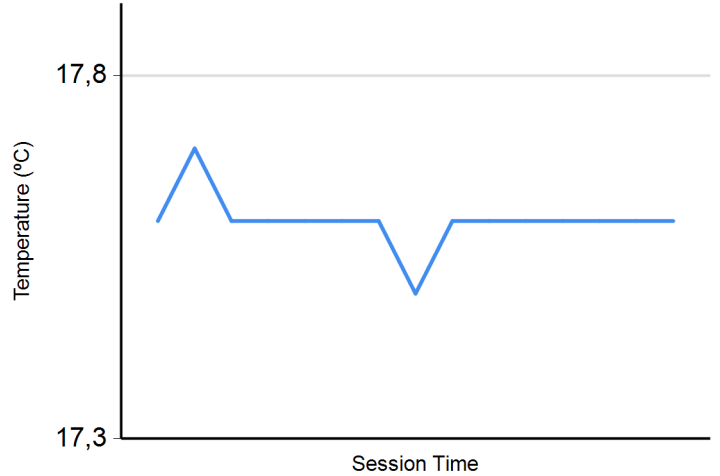




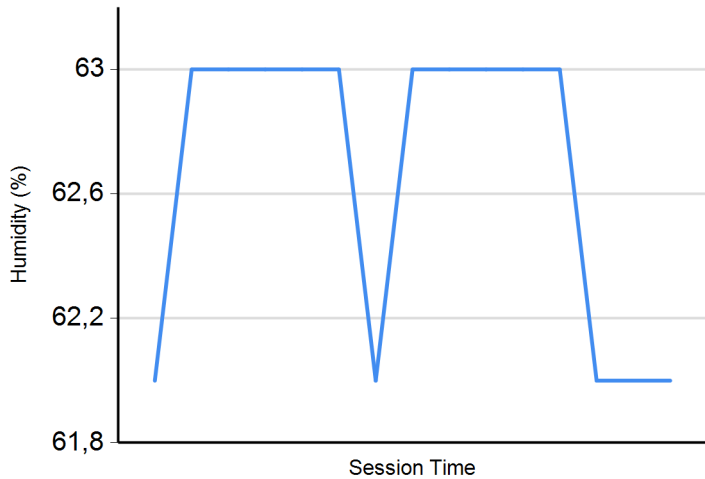
Air Temperature



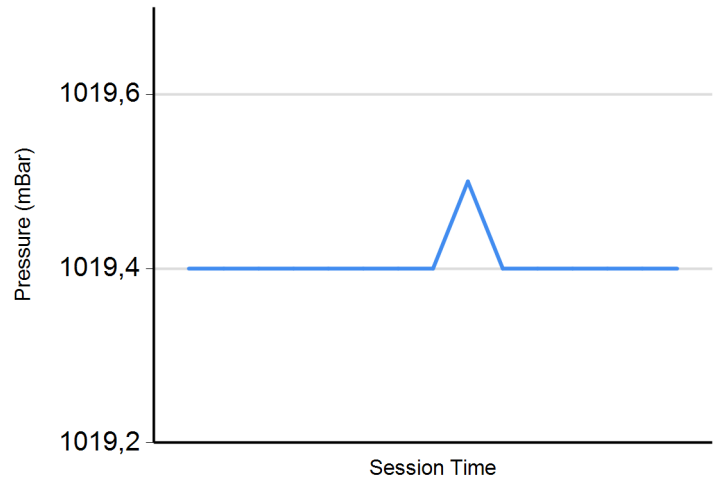
Track Temperature



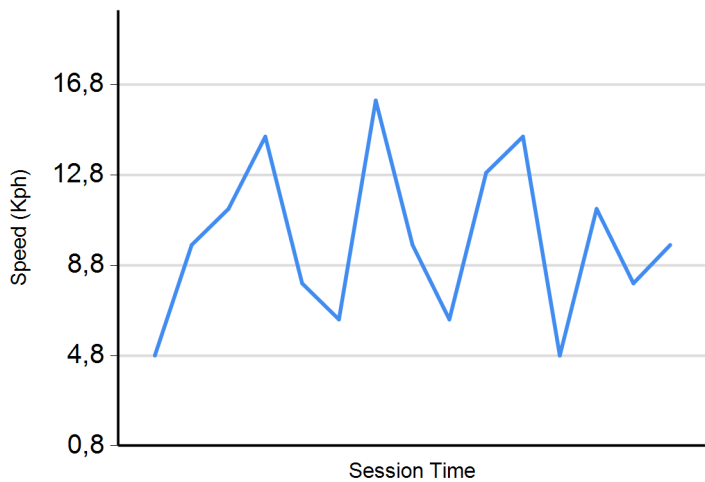
Humidity



Pressure

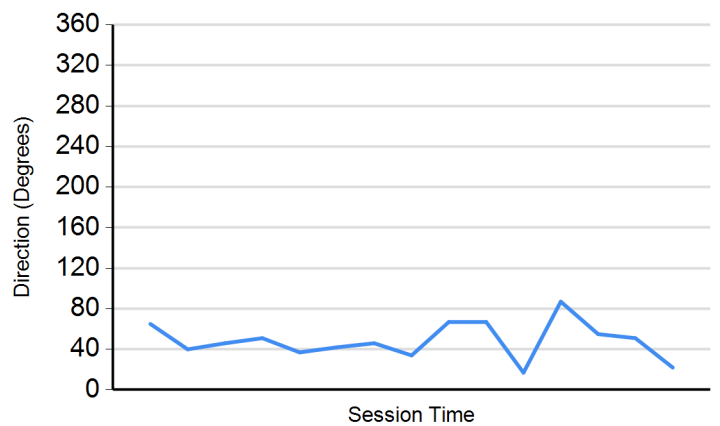


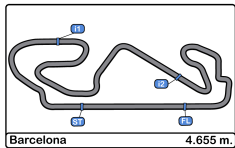
Wind Speed



Wind direction

North = 0°/360° Est = 90° South = 180° West = 270°





Circuit de Barcelona
TCR Europe
Qualifying 1 - 2
Provisional Results



Cls	Nº	Driver	Nat	Team	Nat	Vehicle	Laps	Qualifying - 1	Qualifying - 2	Best	Gap	Interval	Km/h
1	9	Attila Tassi	HUN	Hell Energy Racing with KCMG	HUN	Honda Civic Type R FK7 TCR	14	1:54.238	7	1:53.861	5	1:53.861	147.1
2	99	Josh Files	GBR	Hell Energy Racing with KCMG	GBR	Honda Civic Type R FK7 TCR	13	1:54.238	4	1:53.902	2	1:53.902	0.041 0.041 147.1
3	25	Mikel Azcona	ESP	PCR Sport	ESP	Cupra TCR	12	1:53.802	7	1:54.167	2	1:53.802	-0.059 -0.100 147.2
4	62	Dušan Borkovic	SRB	Target Competition	SRB	Hyundai i30 N TCR	14	1:54.057	6	1:54.186	2	1:54.057	0.196 0.255 146.9
5	555	Norbert Michelisz	HUN	M1RA	HUN	Hyundai i30 N TCR	13	1:54.161	3	1:54.198	2	1:54.161	0.300 0.104 146.7
6	116	Ashley Sutton	GBR	WestCoast Racing	GBR	Volkswagen Golf GTI TCR	13	1:53.996	7	1:54.367	2	1:53.996	0.135 -0.165 147.0
7	94	Kris Richard	SUI	Target Competition	SUI	Hyundai i30 N TCR	12	1:54.098	3	1:54.385	4	1:54.098	0.237 0.102 146.8
8	999	Dániel Nagy	HUN	M1RA	HUN	Hyundai i30 N TCR	14	1:54.336	3	1:54.461	5	1:54.336	0.475 0.238 146.5
9	909	Mike Halder	GER	Hell Energy Racing with KCMG	GER	Honda Civic Type R FK7 TCR	14	1:54.226	7	1:54.473	5	1:54.226	0.365 -0.110 146.7
10	15	Peter Terting	GER	Target Competition	GER	Hyundai i30 N TCR	14	1:54.595	6	1:54.521	5	1:54.521	0.660 0.295 146.3
11	4	Julien Briché	FRA	JSB Compétition	FRA	Peugeot 308 TCR	14	1:54.466	4	1:54.629	3	1:54.466	0.605 -0.055 146.4
12	8	Reece Barr	IRE	Target Competition	IRE	Hyundai i30 N TCR	12	1:54.627	6	1:54.899	2	1:54.627	0.766 0.161 146.1
13	69	Jean-Karl Vernay	FRA	Leopard Lukoil Team	FRA	Audi RS3 LMS TCR	8	1:54.672	7			1:54.672	0.811 0.045 146.1
14	88	Maxime Potty	BEL	Comtoy Racing	BEL	Volkswagen Golf GTI TCR	9	1:54.776	5			1:54.776	0.915 0.104 146.0
15	34	Stian Paulsen	NOR	Stian Paulsen Racing	NOR	Cupra TCR	9	1:54.817	7			1:54.817	0.956 0.041 145.9
16	19	Andreas Bäckman	SW	WestCoast Racing	SW	Volkswagen Golf GTI TCR	8	1:54.931	4			1:54.931	1.070 0.114 145.8
17	32	Oliver Taylor	GBR	Pyro Motorsport	GBR	Honda Civic Type R FK7 TCR	9	1:55.006	4			1:55.006	1.145 0.075 145.7
18	223	Nathanaël Berthon	FRA	Comtoy Racing	FRA	Audi RS3 LMS TCR	5	1:55.145	4			1:55.145	1.284 0.139 145.5
19	23	Francisco Abreu	POR	Sports & You	POR	Peugeot 308 TCR	10	1:55.161	2			1:55.161	1.300 0.016 145.5
20	5	Klim Gavrilov	RUS	LTA Rally	RUS	Volkswagen Golf GTI TCR	9	1:55.162	6			1:55.162	1.301 0.001 145.5
21	126	Jessica Bäckman	SW	WestCoast Racing	SW	Volkswagen Golf GTI TCR	9	1:55.307	3			1:55.307	1.446 0.145 145.3
22	11	Jens Reno Møller	DEN	Reno Racing	DEN	Honda Civic Type R FK7 TCR	10	1:55.447	9			1:55.447	1.586 0.140 145.1
23	38	Danny Kroes	NED	PCR Sport	NED	Cupra TCR	9	1:55.475	7			1:55.475	1.614 0.028 145.1
24	22	Petr Fulín	CZE	Fulin Race Academy	CZE	Cupra TCR	8	1:55.649	3			1:55.649	1.788 0.174 144.9
25	10	Viktor Davidovski	MKD	PSS Racing Team	MKD	Honda Civic Type R FK7 TCR	10	1:55.658	3			1:55.658	1.797 0.009 144.8
26	42	Stefano Comini	SUI	Autodis Racing by THX	SUI	Honda Civic Type R FK7 TCR	10	1:56.035	7			1:56.035	2.174 0.377 144.4
27	17	Martin Ryba	SVK	Brutal Fish Racing Team	SVK	Volkswagen Golf GTI TCR	10	1:56.764	4			1:56.764	2.903 0.729 143.5
28	35	M. Sathienthirakul	THA	Monlau Competición	THA	Cupra TCR	8	1:56.776	4			1:56.776	2.915 0.012 143.5
29	111	Nikola Miljković	SRB	LEIN Racing	SRB	Cupra TCR	9	1:56.869	8			1:56.869	3.008 0.093 143.3
30	27	Enrique Hernando	ESP	Sports & You	ESP	Peugeot 308 TCR	9	1:57.069	7			1:57.069	3.208 0.200 143.1
31	28	Jean-Laurent Navarro	FRA	MN Développement	FRA	Volkswagen Golf GTI TCR	8	1:57.127	4			1:57.127	3.266 0.058 143.0
32	21	Marie Baus-Coppens	FRA	JSB Compétition	FRA	Cupra TCR DSG	10	1:57.620	2			1:57.620	3.759 0.493 142.4

Published at:.....

Stewards:	Race Director:	Timekeeper:
------------------	-----------------------	------------------------

