

Circuit de Barcelona  
TCR Europe  
Qualifying - 1  
Provisional Results



Cls	Nº	Driver	Nat	Team	Nat	Vehicle	Laps	Best	Time	Gap	Interval	Km/h
1	25	Mikel Azcona	ESP	PCR Sport	ESP	Cupra TCR	8	7	1:53.802			147.2
2	116	Ashley Sutton	GBR	WestCoast Racing	GBR	Volkswagen Golf GTI TCR	8	7	1:53.996	0.194	0.194	147.0
3	62	Dušan Borkovic	SRB	Target Competition	SRB	Hyundai i30 N TCR	8	6	1:54.057	0.255	0.061	146.9
4	94	Kris Richard	SUI	Target Competition	SUI	Hyundai i30 N TCR	6	3	1:54.098	0.296	0.041	146.8
5	555	Norbert Michelisz	HUN	M1RA	HUN	Hyundai i30 N TCR	7	3	1:54.161	0.359	0.063	146.7
6	909	Mike Halder	GER	Hell Energy Racing with KCMG	GER	Honda Civic Type R FK7 TCR	8	7	1:54.226	0.424	0.065	146.7
7	99	Josh Files	GBR	Hell Energy Racing with KCMG	GBR	Honda Civic Type R FK7 TCR	7	4	1:54.238	0.436	0.012	146.6
8	9	Attila Tassi	HUN	Hell Energy Racing with KCMG	HUN	Honda Civic Type R FK7 TCR	8	7	1:54.238	0.436	0.000	146.6
9	999	Dániel Nagy	HUN	M1RA	HUN	Hyundai i30 N TCR	8	3	1:54.336	0.534	0.098	146.5
10	4	Julien Briché	FRA	JSB Compétition	FRA	Peugeot 308 TCR	8	4	1:54.466	0.664	0.130	146.4
11	15	Peter Terting	GER	Target Competition	GER	Hyundai i30 N TCR	8	6	1:54.595	0.793	0.129	146.2
12	8	Reece Barr	IRE	Target Competition	IRE	Hyundai i30 N TCR	8	6	1:54.627	0.825	0.032	146.1
13	69	Jean-Karl Vernay	FRA	Leopard Lukoil Team	FRA	Audi RS3 LMS TCR	8	7	1:54.672	0.870	0.045	146.1
14	88	Maxime Potty	BEL	Comtoy Racing	BEL	Volkswagen Golf GTI TCR	9	5	1:54.776	0.974	0.104	146.0
15	34	Stian Paulsen	NOR	Stian Paulsen Racing	NOR	Cupra TCR	9	7	1:54.817	1.015	0.041	145.9
16	19	Andreas Bäckma	SWE	WestCoast Racing	SWE	Volkswagen Golf GTI TCR	8	4	1:54.931	1.129	0.114	145.8
17	32	Oliver Taylor	GBR	Pyro Motorsport	GBR	Honda Civic Type R FK7 TCR	9	4	1:55.006	1.204	0.075	145.7
18	223	Nathanaël Bertho	FRA	Comtoy Racing	FRA	Audi RS3 LMS TCR	5	4	1:55.145	1.343	0.139	145.5
19	23	Francisco Abreu	POR	Sports & You	POR	Peugeot 308 TCR	10	2	1:55.161	1.359	0.016	145.5
20	5	Klim Gavrilov	RUS	LTA Rally	RUS	Volkswagen Golf GTI TCR	9	6	1:55.162	1.360	0.001	145.5
21	126	Jessica Bäckman	SWE	WestCoast Racing	SWE	Volkswagen Golf GTI TCR	9	3	1:55.307	1.505	0.145	145.3
22	11	Jens Reno Møller	DEN	Reno Racing	DEN	Honda Civic Type R FK7 TCR	10	9	1:55.447	1.645	0.140	145.1
23	38	Danny Kroes	NED	PCR Sport	NED	Cupra TCR	9	7	1:55.475	1.673	0.028	145.1
24	22	Petr Fulín	CZE	Fulin Race Academy	CZE	Cupra TCR	8	3	1:55.649	1.847	0.174	144.9
25	10	Viktor Davidovski	MKD	PSS Racing Team	MKD	Honda Civic Type R FK7 TCR	10	3	1:55.658	1.856	0.009	144.8
26	42	Stefano Comini	SUI	Autodis Racing by THX	SUI	Honda Civic Type R FK7 TCR	10	7	1:56.035	2.233	0.377	144.4
27	17	Martin Ryba	SVK	Brutal Fish Racing Team	SVK	Volkswagen Golf GTI TCR	10	4	1:56.764	2.962	0.729	143.5
28	35	M. Sathienthirakul	THA	Monlau Competición	THA	Cupra TCR	8	4	1:56.776	2.974	0.012	143.5
29	111	Nikola Miljković	SRB	LEIN Racing	SRB	Cupra TCR	9	8	1:56.869	3.067	0.093	143.3
30	27	Enrique Hernand	ESP	Sports & You	ESP	Peugeot 308 TCR	9	7	1:57.069	3.267	0.200	143.1
31	28	Jean-Laurent Navarro	FRA	MN Développement	FRA	Volkswagen Golf GTI TCR	8	4	1:57.127	3.325	0.058	143.0
32	21	Marie Baus-Coppens	FRA	JSB Compétition	FRA	Cupra TCR DSG	10	2	1:57.620	3.818	0.493	142.4

Published at:.....

Track Temp: 17.8 °C Air Temp: 21.9 °C Humidity: 65 % Track Status: DRY

Stewards:

Race Director:

Timekeeper:





Circuit de Barcelona  
TCR Europe  
Qualifying - 1  
Lap Analysis



**4** Julien Briché Peugeot 308 TCR  
JSB Compétition

Lap	D	Time	Sector 1	Sector 2	Sector 3	T. Spd	Elapsed
1		11:53:02.813	P 11:51:10.305	55.969	56.539	111.8	11:53:02.813
2		4:24.598	2:50.322	52.283	41.993	99.9	11:57:27.411
3		1:54.728	32.767	44.752	37.209	240.0	11:59:22.139
4		1:54.466	32.573	44.650	37.243	242.6	12:01:16.605
5		2:08.349	P 33.118	45.490	49.741	242.6	12:03:24.954
6		5:22.436	3:48.204	49.449	44.783	123.2	12:08:47.390
7		1:54.552	32.569	44.776	37.207	241.0	12:10:41.942
8		2:20.726	P 33.219	50.166	57.341	240.0	12:13:02.668

**5** Klim Gavrilov Volkswagen Golf GTI TCR  
LTA Rally

Lap	D	Time	Sector 1	Sector 2	Sector 3	T. Spd	Elapsed
1		11:53:26.851	P 11:51:35.323	1:01.092	50.436	138.8	11:53:26.851
2		4:02.128	2:25.246	54.415	42.467	88.4	11:57:28.979
3		1:55.172	32.790	45.014	37.368	239.4	11:59:24.151
4		2:05.177	P 32.922	45.274	46.981	241.0	12:01:29.328
5		3:44.368	2:16.434	48.610	39.324	149.1	12:05:13.696
6		1:55.162	32.693	44.823	37.646	241.6	12:07:08.858
7		2:06.123	33.624	53.504	38.995	242.1	12:09:14.981
8		1:55.982	32.991	45.216	37.775	240.5	12:11:10.963
9		2:18.417	P 36.353	49.823	52.241	185.8	12:13:29.380

**8** Reece Barr Hyundai i30 N TCR  
Target Competition

Lap	D	Time	Sector 1	Sector 2	Sector 3	T. Spd	Elapsed
1		11:52:38.747	P 11:51:03.359	49.119	46.269	142.4	11:52:38.747
2		4:56.594	3:18.125	56.489	41.980	155.6	11:57:35.341
3		1:55.274	32.534	44.782	37.958	238.4	11:59:30.615
4		2:01.236	P 32.596	45.163	43.477	241.6	12:01:31.851
5		3:43.008	2:04.700	57.785	40.523	155.3	12:05:14.859
6		1:54.627	32.486	44.550	37.591	240.0	12:07:09.486
7		2:01.045	32.717	46.716	41.612	242.1	12:09:10.531
8		2:03.613	P 32.816	45.229	45.568	236.8	12:11:14.144

**9** Attila Tassi Honda Civic Type R FK7 TCR  
Hell Energy Racing with KCMG

Lap	D	Time	Sector 1	Sector 2	Sector 3	T. Spd	Elapsed
1		11:52:11.448	11:50:45.061	46.698	39.689	164.1	11:52:11.448
2		2:00.014	P 32.915	44.957	42.142	236.8	11:54:11.462
3		4:00.195	2:36.912	45.611	37.672	163.3	11:58:11.657
4		1:54.736	32.769	44.841	37.126	238.4	12:00:06.393
5		2:01.944	P 32.586	45.979	43.379	240.0	12:02:08.337
6		3:37.623	2:04.984	47.005	45.634	159.2	12:05:45.960
7		1:54.238	32.495	44.572	37.171	238.9	12:07:40.198
8		2:16.547	P 36.652	53.673	46.222	216.0	12:09:56.745

**10** Viktor Davidovski Honda Civic Type R FK7 TCR  
PSS Racing Team

Lap	D	Time	Sector 1	Sector 2	Sector 3	T. Spd	Elapsed
1		11:53:09.790	11:51:28.639	56.649	44.502	108.6	11:53:09.790
2		1:57.121	32.975	45.381	38.765	238.9	11:55:06.911
3		1:55.658	32.905	45.221	37.532	237.8	11:57:02.569
4		2:03.866	P 33.631	46.203	44.032	238.9	11:59:06.435
5		3:35.101	2:08.753	46.665	39.683	163.8	12:02:41.536
6		1:56.013	33.013	45.244	37.756	237.3	12:04:37.549
7		1:56.105	32.928	45.350	37.827	240.0	12:06:33.654
8		1:57.124	33.121	45.712	38.291	240.5	12:08:30.778
9		1:57.126	33.066	45.783	38.277	241.0	12:10:27.904
10		2:29.234	P 40.919	55.562	52.753	165.6	12:12:57.138

**11** Jens Reno Møller Honda Civic Type R FK7 TCR  
Reno Racing

Lap	D	Time	Sector 1	Sector 2	Sector 3	T. Spd	Elapsed
1		11:52:29.069	11:51:02.526	47.592	38.951	144.3	11:52:29.069
2		1:55.891	32.703	45.617	37.571	238.4	11:54:24.960
3		1:56.335	33.002	45.510	37.823	236.8	11:56:21.295
4		2:02.778	P 33.103	45.690	43.985	238.4	11:58:24.073
5		3:23.751	1:53.360	48.971	41.420	167.9	12:01:47.824
6		1:55.604	32.665	45.081	37.858	236.8	12:03:43.428
7		2:01.733	P 33.086	45.536	43.111	238.4	12:05:45.161
8		3:27.039	2:00.816	47.815	38.408	169.8	12:09:12.200
9		1:55.447	32.913	44.897	37.637	240.5	12:11:07.647
10		2:19.091	P 36.798	50.524	51.769	221.3	12:13:26.738

**15** Peter Terting Hyundai i30 N TCR  
Target Competition

Lap	D	Time	Sector 1	Sector 2	Sector 3	T. Spd	Elapsed
1		11:52:13.854	P 11:50:43.046	47.806	43.002	160.2	11:52:13.854
2		4:20.978	2:54.996	47.450	38.532	156.0	11:56:34.832
3		1:54.858	32.606	44.768	37.484	236.8	11:58:29.690
4		2:03.782	P 32.913	44.790	46.079	236.8	12:00:33.472
5		3:58.272	2:28.518	49.907	39.847	141.7	12:04:31.744
6		1:54.595	32.507	44.793	37.295	235.8	12:06:26.339
7		2:09.882	32.795	53.680	43.407	237.3	12:08:36.221
8		2:06.951	P 32.767	44.987	49.197	239.4	12:10:43.172

**17** Martin Ryba Volkswagen Golf GTI TCR  
Brutal Fish Racing Team

Lap	D	Time	Sector 1	Sector 2	Sector 3	T. Spd	Elapsed
1		11:53:06.600	11:51:18.275	1:04.179	44.146	131.8	11:53:06.600
2		2:13.672	40.838	54.256	38.578	174.1	11:55:20.272
3		1:59.674	33.977	47.082	38.615	237.3	11:57:19.946
4		1:56.764	33.211	45.283	38.270	240.5	11:59:16.710
5		2:02.526	33.009	50.814	38.703	243.2	12:01:19.236
6		2:16.353	33.027	1:01.993	41.333	241.0	12:03:35.589
7		2:01.591	33.126	49.673	38.792	240.0	12:05:37.180
8		2:02.134	33.103	48.979	40.052	241.0	12:07:39.314
9		2:01.661	32.926	50.043	38.692	239.4	12:09:40.975
10		2:22.770	P 32.978	45.655	1:04.137	241.0	12:12:03.745





Circuit de Barcelona  
TCR Europe  
Qualifying - 1  
Lap Analysis



19 Andreas Bäckman Volkswagen Golf GTI TCR 25 Mikel Azcona Cupra TCR  
WestCoast Racing PCR Sport

Lap D	Time	Sector 1	Sector 2	Sector 3	T. Spd	Elapsed	Lap D	Time	Sector 1	Sector 2	Sector 3	T. Spd	Elapsed
1	11:52:58.761	11:51:27.231	51.177	40.353	106.9	11:52:58.761	1	11:52:20.926 P	11:50:48.320	48.389	44.217	166.4	11:52:20.926
2	2:02.692 P	33.846	45.576	43.270	237.8	11:55:01.453	2	4:08.603	2:40.949	49.625	38.029	98.3	11:56:29.529
3	3:40.104	2:10.181	51.123	38.800	120.4	11:58:41.557	3	1:55.506	32.647	45.406	37.453	241.0	11:58:25.035
4	1:54.931	32.618	44.987	37.326	240.5	12:00:36.488	4	1:54.575	32.501	44.655	37.419	243.7	12:00:19.610
5	2:10.965 P	32.937	47.360	50.668	241.0	12:02:47.453	5	2:01.886 P	32.749	46.059	43.078	245.4	12:02:21.496
6	5:00.588	3:29.260	51.627	39.701	138.4	12:07:48.041	6	3:38.761	2:15.562	45.046	38.153	151.4	12:06:00.257
7	1:55.160	32.609	44.978	37.573	240.5	12:09:43.201	7	1:53.802	32.335	44.408	37.059	242.6	12:07:54.059
8	2:03.873 P	32.955	45.511	45.407	242.1	12:11:47.074	8	2:07.908 P	34.270	48.542	45.096	216.0	12:10:01.967

21 Marie Baus-Coppens Cupra TCR DSG 27 Enrique Hernando Peugeot 308 TCR  
JSB Compétition Sports & You

Lap D	Time	Sector 1	Sector 2	Sector 3	T. Spd	Elapsed	Lap D	Time	Sector 1	Sector 2	Sector 3	T. Spd	Elapsed
1	11:52:51.022	11:51:14.043	55.432	41.547	138.1	11:52:51.022	1	11:53:00.974	11:51:20.060	1:01.584	39.330	136.1	11:53:00.974
2	1:57.620	33.381	45.952	38.287	234.2	11:54:48.642	2	1:57.349	32.982	46.087	38.280	243.2	11:54:58.323
3	1:59.042	33.724	46.929	38.389	238.4	11:56:47.684	3	1:57.501	33.124	45.677	38.700	240.0	11:56:55.824
4	1:57.688	33.087	46.021	38.580	241.0	11:58:45.372	4	2:03.504 P	33.236	45.988	44.280	240.0	11:58:59.328
5	2:07.068 P	33.366	46.317	47.385	241.0	12:00:52.440	5	3:36.431	2:12.655	45.905	37.871	173.0	12:02:35.759
6	3:17.880	1:38.663	58.108	41.109	112.2	12:04:10.320	6	1:57.739	33.117	46.110	38.512	238.4	12:04:33.498
7	1:57.935	33.338	45.746	38.851	237.8	12:06:08.255	7	1:57.069	32.778	45.815	38.476	241.6	12:06:30.567
8	1:58.669	33.959	46.092	38.618	240.5	12:08:06.924	8	1:57.629	33.005	46.334	38.290	241.0	12:08:28.196
9	1:58.761	33.491	46.609	38.661	242.1	12:10:05.685	9	2:16.735 P	32.962	51.652	52.121	242.1	12:10:44.931
10	2:18.791 P	36.254	50.624	51.913	199.2	12:12:24.476							

22 Petr Fulín Cupra TCR 28 Jean-Laurent Navarro Volkswagen Golf GTI TCR  
Fulin Race Academy MN Développement

Lap D	Time	Sector 1	Sector 2	Sector 3	T. Spd	Elapsed	Lap D	Time	Sector 1	Sector 2	Sector 3	T. Spd	Elapsed
1	11:53:13.733	11:51:27.756	1:03.631	42.346	107.0	11:53:13.733	1	11:53:24.179 P	11:51:34.401	1:00.544	49.234	144.3	11:53:24.179
2	1:55.696	33.105	44.994	37.597	236.8	11:55:09.429	2	4:31.221	3:02.234	50.522	38.465	148.9	11:57:55.400
3	1:55.649	32.846	44.948	37.855	239.4	11:57:05.078	3	1:57.345	33.381	45.927	38.037	237.3	11:59:52.745
4	2:07.474 P	32.979	46.067	48.428	240.0	11:59:12.552	4	1:57.127	33.220	45.804	38.103	238.9	12:01:49.872
5	4:21.652	2:43.360	56.996	41.296	140.2	12:03:34.204	5	1:58.221	33.272	46.290	38.659	239.4	12:03:48.093
6	1:56.224	32.784	45.276	38.164	239.4	12:05:30.428	6	2:13.325	38.108	56.412	38.805	196.3	12:06:01.418
7	2:00.225	32.904	45.482	41.839	242.1	12:07:30.653	7	1:58.981	33.270	46.516	39.195	240.5	12:08:00.399
8	2:12.862 P	32.863	46.347	53.652	241.6	12:09:43.515	8	2:19.160 P	39.898	51.023	48.239	180.0	12:10:19.559

23 Francisco Abreu Peugeot 308 TCR 32 Oliver Taylor Honda Civic Type R FK7 TCR  
Sports & You Pyro Motorsport

Lap D	Time	Sector 1	Sector 2	Sector 3	T. Spd	Elapsed	Lap D	Time	Sector 1	Sector 2	Sector 3	T. Spd	Elapsed
1	11:52:55.064	11:51:14.026	54.984	46.054	136.3	11:52:55.064	1	11:52:44.113	11:51:11.506	51.425	41.182	146.3	11:52:44.113
2	1:55.161	32.533	44.793	37.835	243.2	11:54:50.225	2	2:06.907 P	33.923	47.396	45.588	235.2	11:54:51.020
3	1:56.007	33.041	45.245	37.721	243.2	11:56:46.232	3	4:08.054	2:39.930	48.919	39.205	160.2	11:58:59.074
4	2:03.105 P	33.040	45.743	44.322	243.2	11:58:49.337	4	1:55.006	32.635	44.714	37.657	238.4	12:00:54.080
5	4:40.182	3:06.795	51.675	41.712	123.9	12:03:29.519	5	1:55.206	32.605	44.891	37.710	238.4	12:02:49.286
6	2:00.065	32.533	48.226	39.306	242.1	12:05:29.584	6	2:03.667 P	34.054	45.634	43.979	234.7	12:04:52.953
7	1:55.286	32.562	44.781	37.943	242.1	12:07:24.870	7	3:33.733	2:02.360	50.296	41.077	143.4	12:08:26.686
8	2:00.378	33.320	47.239	39.819	244.3	12:09:25.248	8	1:55.043	32.782	44.757	37.504	238.4	12:10:21.729
9	1:56.964	32.973	45.634	38.357	244.3	12:11:22.212	9	2:28.654 P	42.756	55.272	50.626	173.0	12:12:50.383
10	2:15.056 P	34.184	49.893	50.979	243.2	12:13:37.268							





Circuit de Barcelona  
TCR Europe  
Qualifying - 1  
Lap Analysis



34

Stian Paulsen

Cupra TCR

62

Dušan Borkovic

Hyundai i30 N TCR

Stian Paulsen Racing

Target Competition

Lap	D	Time	Sector 1	Sector 2	Sector 3	T. Spd	Elapsed
1		11:52:36.751 P	11:51:03.689	47.642	45.420	139.1	11:52:36.751
2		4:41.489	3:14.411	46.474	40.604	137.0	11:57:18.240
3		1:55.079	32.729	44.864	37.486	241.0	11:59:13.319
4		1:55.391	32.708	44.761	37.922	242.6	12:01:08.710
5		2:12.284 P	34.283	48.812	49.189	210.9	12:03:20.994
6		4:23.152	2:52.646	50.492	40.014	135.6	12:07:44.146
7		1:54.817	32.601	44.711	37.505	241.6	12:09:38.963
8		1:55.993	32.861	45.255	37.877	241.6	12:11:34.956
9		2:42.090 P	41.279	58.580	1:02.231	158.3	12:14:17.046

Lap	D	Time	Sector 1	Sector 2	Sector 3	T. Spd	Elapsed
1		11:52:18.106 P	11:50:42.441	48.789	46.876	142.1	11:52:18.106
2		4:00.051	2:30.298	51.266	38.487	162.6	11:56:18.157
3		1:54.741	32.709	44.764	37.268	236.3	11:58:12.898
4		2:00.223 P	32.791	44.947	42.485	239.4	12:00:13.121
5		3:40.026	2:13.884	47.809	38.333	122.5	12:03:53.147
6		1:54.057	32.473	44.346	37.238	238.4	12:05:47.204
7		2:02.809	34.482	50.061	38.266	240.0	12:07:50.013
8		2:03.525 P	32.523	44.950	46.052	241.0	12:09:53.538

35

M. Sathienthirakul

Cupra TCR

69

Jean-Karl Vernay

Audi RS3 LMS TCR

Monlau Competición

Leopard Lukoil Team

Lap	D	Time	Sector 1	Sector 2	Sector 3	T. Spd	Elapsed
1		11:53:07.107	11:51:18.953	1:04.900	43.254	141.3	11:53:07.107
2		2:09.165 P	33.470	46.301	49.394	237.8	11:55:16.272
3		3:54.346	2:23.932	51.948	38.466	152.5	11:59:10.618
4		1:56.776	33.094	45.858	37.824	238.9	12:01:07.394
5		2:06.470 P	33.142	46.080	47.248	238.9	12:03:13.864
6		5:00.866	3:30.337	51.893	38.636	158.8	12:08:14.730
7		1:57.020	33.114	45.547	38.359	239.4	12:10:11.750
8		2:23.912 P	37.637	50.586	55.689	193.5	12:12:35.662

Lap	D	Time	Sector 1	Sector 2	Sector 3	T. Spd	Elapsed
1		11:52:12.745	11:50:46.997	46.765	38.983	168.2	11:52:12.745
2		2:01.863 P	32.808	45.280	43.775	242.6	11:54:14.608
3		3:39.082	2:14.632	46.585	37.865	165.6	11:57:53.690
4		1:54.728	32.691	44.657	37.380	241.0	11:59:48.418
5		2:03.429 P	34.237	46.412	42.780	240.5	12:01:51.847
6		4:46.491	3:09.187	56.953	40.351	161.6	12:06:38.338
7		1:54.672	32.577	44.735	37.360	243.2	12:08:33.010
8		2:02.567 P	32.626	45.028	44.913	244.8	12:10:35.577

38

Danny Kroes

Cupra TCR

88

Maxime Potty

Volkswagen Golf GTI TCR

PCR Sport

Comtoy Racing

Lap	D	Time	Sector 1	Sector 2	Sector 3	T. Spd	Elapsed
1		11:53:19.286 P	11:51:43.705	48.564	47.017	164.3	11:53:19.286
2		4:15.179	2:38.309	54.185	42.685	144.7	11:57:34.465
3		1:55.707	32.710	44.975	38.022	240.0	11:59:30.172
4		1:57.204	32.727	46.365	38.112	240.5	12:01:27.376
5		2:04.992 P	32.912	46.208	45.872	240.0	12:03:32.368
6		3:59.042	2:20.757	55.742	42.543	167.7	12:07:31.410
7		1:55.475	32.599	45.207	37.669	243.7	12:09:26.885
8		1:56.218	32.782	45.394	38.042	242.6	12:11:23.103
9		2:12.036 P	34.146	47.229	50.661	215.1	12:13:35.139

Lap	D	Time	Sector 1	Sector 2	Sector 3	T. Spd	Elapsed
1		11:52:23.474	11:50:56.249	49.588	37.637	143.4	11:52:23.474
2		1:55.286	32.908	44.721	37.657	236.3	11:54:18.760
3		1:59.459 P	32.767	44.815	41.877	236.8	11:56:18.219
4		3:39.745	2:02.376	59.082	38.287	147.3	11:59:57.964
5		1:54.776	32.622	44.620	37.534	238.4	12:01:52.740
6		1:59.479 P	32.673	44.954	41.852	240.0	12:03:52.219
7		4:04.881	2:23.485	1:01.317	40.079	123.4	12:07:57.100
8		1:55.120	32.643	44.783	37.694	237.8	12:09:52.220
9		2:13.647 P	32.824	45.002	55.821	238.9	12:12:05.867

42

Stefano Comini

Honda Civic Type R FK7 TCR

94

Kris Richard

Hyundai i30 N TCR

Autodis Racing by THX

Target Competition

Lap	D	Time	Sector 1	Sector 2	Sector 3	T. Spd	Elapsed
1		11:52:27.065	11:51:00.777	48.018	38.270	135.1	11:52:27.065
2		1:59.028	32.989	47.790	38.249	236.8	11:54:26.093
3		1:56.872	33.095	45.684	38.093	238.9	11:56:22.965
4		2:01.782 P	33.278	46.075	42.429	239.4	11:58:24.747
5		3:33.917	2:03.228	51.018	39.671	157.4	12:01:58.664
6		2:22.687	35.444	1:00.021	47.222	238.4	12:04:21.351
7		1:56.035	33.014	45.328	37.693	237.8	12:06:17.386
8		2:16.425	38.009	54.640	43.776	238.9	12:08:33.811
9		1:56.614	32.860	45.566	38.188	242.1	12:10:30.425
10		2:14.947 P	38.815	50.005	46.127	204.5	12:12:45.372

Lap	D	Time	Sector 1	Sector 2	Sector 3	T. Spd	Elapsed
1		11:52:11.760 P	11:50:42.690	46.813	42.257	136.7	11:52:11.760
2		4:21.187	2:55.646	47.266	38.275	166.4	11:56:32.947
3		1:54.098	32.560	44.360	37.178	235.8	11:58:27.045
4		2:03.790 P	32.564	44.663	46.563	238.4	12:00:30.835
5		5:03.970	3:34.811	48.547	40.612	134.1	12:05:34.805
6		2:05.957 P	32.564	44.467	48.926	236.3	12:07:40.762

99

Josh Files

Honda Civic Type R FK7 TCR

Hell Energy Racing with KCMG

Lap	D	Time	Sector 1	Sector 2	Sector 3	T. Spd	Elapsed
1		11:52:13.953	11:50:44.172	48.610	41.171	165.1	11:52:13.953
2		2:02.625 P	33.254	45.122	44.249	239.4	11:54:16.578
3		3:45.063	2:17.552	46.905	40.606	163.8	11:58:01.641
4		1:54.238	32.466	44.428	37.344	240.5	11:59:55.879
5		2:07.898 P	33.585	49.196	45.117	242.6	12:02:03.777
6		6:49.986	5:22.693	48.079	39.214	156.7	12:08:53.763
7		2:07.377 P	32.158	48.645	46.574	241.6	12:11:01.140





Circuit de Barcelona  
TCR Europe  
Qualifying - 1  
Lap Analysis



**111** Nikola Miljković Cupra TCR **909** Mike Halder Honda Civic Type R FK7 TCR  
LEIN Racing Hell Energy Racing with KCMG

Lap D	Time	Sector 1	Sector 2	Sector 3	T. Spd	Elapsed	Lap D	Time	Sector 1	Sector 2	Sector 3	T. Spd	Elapsed
1	11:53:14.922	11:51:33.022	1:00.681	41.219	135.8	11:53:14.922	1	11:52:12.023	11:50:46.161	46.119	39.743	158.3	11:52:12.023
2	1:57.455	33.027	46.179	38.249	240.0	11:55:12.377	2	2:00.668 P	32.932	45.105	42.631	238.4	11:54:12.691
3	2:03.092	35.445	48.572	39.075	238.9	11:57:15.469	3	4:11.102	2:39.925	51.079	40.098	152.5	11:58:23.793
4	2:00.630	33.510	48.341	38.779	241.0	11:59:16.099	4	1:55.002	32.842	44.652	37.508	238.4	12:00:18.795
5	1:58.296	33.407	46.220	38.669	239.4	12:01:14.395	5	2:07.375 P	36.859	45.940	44.576	238.9	12:02:26.170
6	2:17.182 P	34.431	48.296	54.455	238.4	12:03:31.577	6	3:57.664	2:33.149	46.724	37.791	151.6	12:06:23.834
7	4:01.946	2:36.992	46.848	<b>38.106</b>	105.2	12:07:33.523	7	<b>1:54.226</b>	<b>32.569</b>	<b>44.539</b>	<b>37.118</b>	241.6	12:08:18.060
8	<b>1:56.869</b>	<b>32.993</b>	<b>45.530</b>	38.346	242.1	12:09:30.392	8	2:08.609 P	34.846	47.515	46.248	197.8	12:10:26.669
9	2:31.673 P	34.740	57.893	59.040	240.5	12:12:02.065							

**116** Ashley Sutton Volkswagen Golf GTI TCR **999** Dániel Nagy Hyundai i30 N TCR  
WestCoast Racing M1RA

Lap D	Time	Sector 1	Sector 2	Sector 3	T. Spd	Elapsed	Lap D	Time	Sector 1	Sector 2	Sector 3	T. Spd	Elapsed
1	11:53:00.122	11:51:28.194	52.336	39.592	116.5	11:53:00.122	1	11:52:23.289 P	11:50:51.239	46.789	45.261	165.6	11:52:23.289
2	2:03.224 P	33.306	45.591	44.327	237.3	11:55:03.346	2	4:51.310	3:26.810	45.790	38.710	101.4	11:57:14.599
3	3:35.532	2:04.524	50.941	40.067	107.4	11:58:38.878	3	<b>1:54.336</b>	<b>32.535</b>	<b>44.711</b>	<b>37.090</b>	235.8	11:59:08.935
4	1:54.239	<b>32.345</b>	44.625	37.269	240.5	12:00:33.117	4	2:00.700 P	32.693	45.219	42.788	236.8	12:01:09.635
5	2:12.316 P	32.541	48.617	51.158	240.5	12:02:45.433	5	4:03.238	2:35.981	47.946	39.311	149.5	12:05:12.873
6	4:41.849	3:06.429	54.510	40.910	104.1	12:07:27.282	6	1:54.899	32.686	44.759	37.454	237.3	12:07:07.772
7	<b>1:53.996</b>	32.549	<b>44.367</b>	<b>37.080</b>	242.1	12:09:21.278	7	1:55.186	32.699	45.027	37.460	237.3	12:09:02.958
8	2:22.046 P	39.039	53.190	49.817	204.5	12:11:43.324	8	2:04.232 P	32.811	45.702	45.719	237.3	12:11:07.190

**126** Jessica Bäckman Volkswagen Golf GTI TCR  
WestCoast Racing

Lap D	Time	Sector 1	Sector 2	Sector 3	T. Spd	Elapsed
1	11:53:13.250 P	11:51:29.047	53.817	50.386	117.0	11:53:13.250
2	4:25.256	2:57.827	45.978	41.451	161.4	11:57:38.506
3	<b>1:55.307</b>	32.950	44.913	<b>37.444</b>	237.3	11:59:33.813
4	1:55.542	32.904	44.891	37.747	237.8	12:01:29.355
5	2:04.764 P	33.085	45.845	45.834	238.9	12:03:34.119
6	3:47.664	2:22.563	47.167	37.934	160.9	12:07:21.783
7	1:55.518	32.981	<b>44.805</b>	37.732	235.8	12:09:17.301
8	1:55.800	<b>32.862</b>	45.069	37.869	239.4	12:11:13.101
9	2:20.329 P	38.619	51.555	50.155	180.9	12:13:33.430

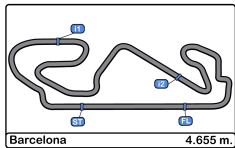
**223** Nathanaël Berthon Audi RS3 LMS TCR  
Comtoy Racing

Lap D	Time	Sector 1	Sector 2	Sector 3	T. Spd	Elapsed
1	11:52:50.177 P	11:51:02.759	56.157	51.261	142.1	11:52:50.177
2	4:53.862 P	3:06.536	55.597	51.729	153.6	11:57:44.039
3	10:20.283	8:39.344	1:00.031	40.908	117.5	12:08:04.322
4	<b>1:55.145</b>	<b>32.532</b>	<b>45.180</b>	<b>37.433</b>	242.6	12:09:59.467
5	2:11.017 P	32.760	45.406	52.851	242.1	12:12:10.484

**555** Norbert Michelisz Hyundai i30 N TCR  
M1RA

Lap D	Time	Sector 1	Sector 2	Sector 3	T. Spd	Elapsed
1	11:52:22.323 P	11:50:50.643	46.573	45.107	163.1	11:52:22.323
2	4:18.411	2:53.054	47.246	38.111	169.5	11:56:40.734
3	<b>1:54.161</b>	<b>32.700</b>	44.334	<b>37.127</b>	235.8	11:58:34.895
4	2:04.749 P	32.792	44.500	47.457	236.3	12:00:39.644
5	4:32.139	3:04.917	48.385	38.837	149.3	12:05:11.783
6	1:54.225	32.728	<b>44.285</b>	37.212	234.2	12:07:06.008
7	2:06.779 P	32.875	44.487	49.417	233.7	12:09:12.787





Circuit de Barcelona

TCR Europe

Qualifying - 1

Best Sectors Results



Sector - 1			Sector - 2			Sector - 3			Ideal Lap vs Best Lap						
Clas	Nº	Driver	Time	Nº	Driver	Time	Nº	Driver	Time	Clas	Nº	Driver	Ideal Lap	Best Lap	Clas
1	99	Josh Files	32.158	555	Norbert Michelisz	44.285	25	Mikel Azcona	37.059	1	116	Ashley Sutton	1:53.792	1:53.996	2
2	25	Mikel Azcona	32.335	62	Dušan Borkovic	44.346	116	Ashley Sutton	37.080	2	25	Mikel Azcona	1:53.802	1:53.802	1
3	11	Ashley Sutton	32.345	94	Kris Richard	44.360	999	Dániel Nagy	37.090	3	99	Josh Files	1:53.930	1:54.238	7
4	62	Dušan Borkovic	32.473	116	Ashley Sutton	44.367	909	Mike Halder	37.118	4	62	Dušan Borkovic	1:54.057	1:54.057	3
5	8	Reece Barr	32.486	25	Mikel Azcona	44.408	9	Attila Tassi	37.126	5	94	Kris Richard	1:54.098	1:54.098	4
6	9	Attila Tassi	32.495	99	Josh Files	44.428	555	Norbert Michelisz	37.127	6	555	Norbert Michelisz	1:54.112	1:54.161	5
7	15	Peter Terting	32.507	909	Mike Halder	44.539	94	Kris Richard	37.178	7	9	Attila Tassi	1:54.193	1:54.238	8
8	22	Nathanaël Berthon	32.532	8	Reece Barr	44.550	4	Julien Briché	37.207	8	909	Mike Halder	1:54.226	1:54.226	6
9	23	Francisco Abreu	32.533	9	Attila Tassi	44.572	62	Dušan Borkovic	37.238	9	999	Dániel Nagy	1:54.336	1:54.336	9
10	99	Dániel Nagy	32.535	88	Maxime Potty	44.620	15	Peter Terting	37.295	10	4	Julien Briché	1:54.426	1:54.466	10
11	94	Kris Richard	32.560	4	Julien Briché	44.650	19	Andreas Bäckman	37.326	11	15	Peter Terting	1:54.570	1:54.595	11
12	90	Mike Halder	32.569	69	Jean-Karl Vernay	44.657	99	Josh Files	37.344	12	69	Jean-Karl Vernay	1:54.594	1:54.672	13
13	4	Julien Briché	32.569	999	Dániel Nagy	44.711	69	Jean-Karl Vernay	37.360	13	8	Reece Barr	1:54.627	1:54.627	12
14	69	Jean-Karl Vernay	32.577	34	Stian Paulsen	44.711	5	Klim Gavrilov	37.368	14	88	Maxime Potty	1:54.776	1:54.776	14
15	38	Danny Kroes	32.599	32	Oliver Taylor	44.714	223	Nathanaël Berthon	37.433	15	34	Stian Paulsen	1:54.798	1:54.817	15
16	34	Stian Paulsen	32.601	15	Peter Terting	44.768	126	Jessica Bäckman	37.444	16	32	Oliver Taylor	1:54.823	1:55.006	17
17	32	Oliver Taylor	32.605	23	Francisco Abreu	44.781	34	Stian Paulsen	37.486	17	5	Klim Gavrilov	1:54.884	1:55.162	20
18	19	Andreas Bäckman	32.609	126	Jessica Bäckman	44.805	32	Oliver Taylor	37.504	18	19	Andreas Bäckman	1:54.913	1:54.931	16
19	88	Maxime Potty	32.622	5	Klim Gavrilov	44.823	10	Viktor Davidovski	37.532	19	23	Francisco Abreu	1:55.035	1:55.161	19
20	11	Jens Reno Møller	32.665	11	Jens Reno Møller	44.897	88	Maxime Potty	37.534	20	126	Jessica Bäckman	1:55.111	1:55.307	21
21	5	Klim Gavrilov	32.693	22	Petr Fulín	44.948	11	Jens Reno Møller	37.571	21	11	Jens Reno Møller	1:55.133	1:55.447	22
22	55	Norbert Michelisz	32.700	38	Danny Kroes	44.975	8	Reece Barr	37.591	22	223	Nathanaël Berthon	1:55.145	1:55.145	18
23	27	Enrique Hernando	32.778	19	Andreas Bäckman	44.978	22	Petr Fulín	37.597	23	38	Danny Kroes	1:55.243	1:55.475	23
24	22	Petr Fulín	32.784	223	Nathanaël Berthon	45.180	38	Danny Kroes	37.669	24	22	Petr Fulín	1:55.329	1:55.649	24
25	42	Stefano Comini	32.860	10	Viktor Davidovski	45.221	42	Stefano Comini	37.693	25	10	Viktor Davidovski	1:55.658	1:55.658	25
26	12	Jessica Bäckman	32.862	17	Martin Ryba	45.283	23	Francisco Abreu	37.721	26	42	Stefano Comini	1:55.881	1:56.035	26
27	10	Viktor Davidovski	32.905	42	Stefano Comini	45.328	35	M. Sathienthirakul	37.824	27	27	Enrique Hernando	1:56.326	1:57.069	30
28	17	Martin Ryba	32.926	111	Nikola Miljković	45.530	27	Enrique Hernando	37.871	28	35	M. Sathienthirakul	1:56.465	1:56.776	28
29	11	Nikola Miljković	32.993	35	M. Sathienthirakul	45.547	28	Jean-Laurent Navarr	38.037	29	17	Martin Ryba	1:56.479	1:56.764	27
30	21	Marie Baus-Coppen	33.087	27	Enrique Hernando	45.677	111	Nikola Miljković	38.106	30	111	Nikola Miljković	1:56.629	1:56.869	29
31	35	M. Sathienthirakul	33.094	21	Marie Baus-Coppen	45.746	17	Martin Ryba	38.270	31	28	Jean-Laurent Navarr	1:57.061	1:57.127	31
32	28	Jean-Laurent Navarr	33.220	28	Jean-Laurent Navarr	45.804	21	Marie Baus-Coppen	38.287	32	21	Marie Baus-Coppen	1:57.120	1:57.620	32





Circuit de Barcelona  
TCR Europe  
Qualifying - 1  
Best 5 Lap Times



Cls	N°	Driver	Nat	Team	Nat	Vehicle	Best 1		Best 2		Best 3		Best 4		Best 5	
							Time	Lap	Time	Lap	Time	Lap	Time	Lap	Time	Lap
1	25	Mikel Azcona	ESP	PCR Sport	ESP	Cupra TCR	1:53.802	7	1:54.575	4	1:55.506	3	2:01.886	5	2:07.908	8
2	116	Ashley Sutton	GBR	WestCoast Racing	GBR	Volkswagen Golf GTI TCR	1:53.996	7	1:54.239	4	2:03.224	2	2:12.316	5	2:22.046	8
3	62	Dušan Borkovic	SRB	Target Competition	SRB	Hyundai i30 N TCR	1:54.057	6	1:54.741	3	2:00.223	4	2:02.809	7	2:03.525	8
4	94	Kris Richard	SUI	Target Competition	SUI	Hyundai i30 N TCR	1:54.098	3	2:03.790	4	2:05.957	6	4:21.187	2	5:03.970	5
5	555	Norbert Michelisz	HUN	M1RA	HUN	Hyundai i30 N TCR	1:54.161	3	1:54.225	6	2:04.749	4	2:06.779	7	4:18.411	2
6	909	Mike Halder	GER	Hell Energy Racing with KCMG	GER	Honda Civic Type R FK7 TCR	1:54.226	7	1:55.002	4	2:00.668	2	2:07.375	5	2:08.609	8
7	9	Attila Tassi	HUN	Hell Energy Racing with KCMG	HUN	Honda Civic Type R FK7 TCR	1:54.238	7	1:54.736	4	2:00.014	2	2:01.944	5	2:16.547	8
8	99	Josh Files	GBR	Hell Energy Racing with KCMG	GBR	Honda Civic Type R FK7 TCR	1:54.238	4	2:02.625	2	2:07.377	7	2:07.898	5	3:45.063	3
9	999	Dániel Nagy	HUN	M1RA	HUN	Hyundai i30 N TCR	1:54.336	3	1:54.899	6	1:55.186	7	2:00.700	4	2:04.232	8
10	4	Julien Briché	FRA	JSB Compétition	FRA	Peugeot 308 TCR	1:54.466	4	1:54.552	7	1:54.728	3	2:08.349	5	2:20.726	8
11	15	Peter Terting	GER	Target Competition	GER	Hyundai i30 N TCR	1:54.595	6	1:54.858	3	2:03.782	4	2:06.951	8	2:09.882	7
12	8	Reece Barr	IRE	Target Competition	IRE	Hyundai i30 N TCR	1:54.627	6	1:55.274	3	2:01.045	7	2:01.236	4	2:03.613	8
13	69	Jean-Karl Vernay	FRA	Leopard Lukoil Team	FRA	Audi RS3 LMS TCR	1:54.672	7	1:54.728	4	2:01.863	2	2:02.567	8	2:03.429	5
14	88	Maxime Potty	BEL	Comtoy Racing	BEL	Volkswagen Golf GTI TCR	1:54.776	5	1:55.120	8	1:55.286	2	1:59.459	3	1:59.479	6
15	34	Stian Paulsen	NOR	Stian Paulsen Racing	NOR	Cupra TCR	1:54.817	7	1:55.079	3	1:55.391	4	1:55.993	8	2:12.284	5
16	19	Andreas Bäckman	SW	WestCoast Racing	SW	Volkswagen Golf GTI TCR	1:54.931	4	1:55.160	7	2:02.692	2	2:03.873	8	2:10.965	5
17	32	Oliver Taylor	GBR	Pyro Motorsport	GBR	Honda Civic Type R FK7 TCR	1:55.006	4	1:55.043	8	1:55.206	5	2:03.667	6	2:06.907	2
18	223	Nathanaël Berthon	FRA	Comtoy Racing	FRA	Audi RS3 LMS TCR	1:55.145	4	2:11.017	5	4:53.862	2	10:20.28	3		
19	23	Francisco Abreu	POR	Sports & You	POR	Peugeot 308 TCR	1:55.161	2	1:55.286	7	1:56.007	3	1:56.964	9	2:00.065	6
20	5	Klim Gavrilov	RUS	LTA Rally	RUS	Volkswagen Golf GTI TCR	1:55.162	6	1:55.172	3	1:55.982	8	2:05.177	4	2:06.123	7
21	126	Jessica Bäckman	SW	WestCoast Racing	SW	Volkswagen Golf GTI TCR	1:55.307	3	1:55.518	7	1:55.542	4	1:55.800	8	2:04.764	5
22	11	Jens Reno Møller	DEN	Reno Racing	DEN	Honda Civic Type R FK7 TCR	1:55.447	9	1:55.604	6	1:55.891	2	1:56.335	3	2:01.733	7
23	38	Danny Kroes	NED	PCR Sport	NED	Cupra TCR	1:55.475	7	1:55.707	3	1:56.218	8	1:57.204	4	2:04.992	5
24	22	Petr Fulín	CZE	Fulin Race Academy	CZE	Cupra TCR	1:55.649	3	1:55.696	2	1:56.224	6	2:00.225	7	2:07.474	4
25	10	Viktor Davidovski	MKD	PSS Racing Team	MKD	Honda Civic Type R FK7 TCR	1:55.658	3	1:56.013	6	1:56.105	7	1:57.121	2	1:57.124	8
26	42	Stefano Comini	SUI	Autodis Racing by THX	SUI	Honda Civic Type R FK7 TCR	1:56.035	7	1:56.614	9	1:56.872	3	1:59.028	2	2:01.782	4
27	17	Martin Ryba	SVK	Brutal Fish Racing Team	SVK	Volkswagen Golf GTI TCR	1:56.764	4	1:59.674	3	2:01.591	7	2:01.661	9	2:02.134	8
28	35	M. Sathienthirakul	THA	Monlau Competición	THA	Cupra TCR	1:56.776	4	1:57.020	7	2:06.470	5	2:09.165	2	2:23.912	8
29	111	Nikola Miljković	SRB	LEIN Racing	SRB	Cupra TCR	1:56.869	8	1:57.455	2	1:58.296	5	2:00.630	4	2:03.092	3
30	27	Enrique Hernando	ESP	Sports & You	ESP	Peugeot 308 TCR	1:57.069	7	1:57.349	2	1:57.501	3	1:57.629	8	1:57.739	6
31	28	Jean-Laurent	FRA	MN Développement	FRA	Volkswagen Golf GTI TCR	1:57.127	4	1:57.345	3	1:58.221	5	1:58.981	7	2:13.325	6
32	21	Marie	FRA	JSB Compétition	FRA	Cupra TCR DSG	1:57.620	2	1:57.688	4	1:57.935	7	1:58.669	8	1:58.761	9





Circuit de Barcelona  
TCR Europe  
Qualifying - 1  
Best 5 Top Speeds



Cls	Nº	Driver	Nat	Team	Nat	Vehicle	Top 1		Top 2		Top 3		Top 4		Top 5		Avg
							Km/h	Lap	Km/h	Lap	Km/h	Lap	Km/h	Lap	Km/h	Lap	
1	25	Mikel Azcona	ESP	PCR Sport	ESP	Cupra TCR	245.4	5	243.7	4	242.6	7	241.0	3	216.0	8	237.8
2	69	Jean-Karl Vernay	FRA	Leopard Lukoil Team	FRA	Audi RS3 LMS TCR	244.8	8	243.2	7	242.6	2	241.0	4	240.5	5	242.4
3	23	Francisco Abreu	POR	Sports & You	POR	Peugeot 308 TCR	244.3	8	244.3	9	243.2	2	243.2	3	243.2	4	243.6
4	38	Danny Kroes	NED	PCR Sport	NED	Cupra TCR	243.7	7	242.6	8	240.5	4	240.0	3	240.0	5	241.4
5	17	Martin Ryba	SVK	Brutal Fish Racing Team	SVK	Volkswagen Golf GTI TCR	243.2	5	241.0	6	241.0	8	241.0	10	240.5	4	241.3
6	27	Enrique Hernando	ESP	Sports & You	ESP	Peugeot 308 TCR	243.2	2	242.1	9	241.6	7	241.0	8	240.0	3	241.6
7	4	Julien Briché	FRA	JSB Compétition	FRA	Peugeot 308 TCR	242.6	4	242.6	5	241.0	7	240.0	3	240.0	8	241.2
8	34	Stian Paulsen	NOR	Stian Paulsen Racing	NOR	Cupra TCR	242.6	4	241.6	7	241.6	8	241.0	3	210.9	5	235.5
9	99	Josh Files	GBR	Hell Energy Racing with KCMG	GBR	Honda Civic Type R FK7 TCR	242.6	5	241.6	7	240.5	4	239.4	2	165.1	1	225.8
10	223	Nathanaël Berthon	FRA	Comtoy Racing	FRA	Audi RS3 LMS TCR	242.6	4	242.1	5	153.6	2	142.1	1	117.5	3	179.6
11	5	Klim Gavrilov	RUS	LTA Rally	RUS	Volkswagen Golf GTI TCR	242.1	7	241.6	6	241.0	4	240.5	8	239.4	3	240.9
12	8	Reece Barr	IRE	Target Competition	IRE	Hyundai i30 N TCR	242.1	7	241.6	4	240.0	6	238.4	3	236.8	8	239.8
13	19	Andreas Bäckman	SW	WestCoast Racing	SW	Volkswagen Golf GTI TCR	242.1	8	241.0	5	240.5	4	240.5	7	237.8	2	240.4
14	21	Marie	FRA	JSB Compétition	FRA	Cupra TCR DSG	242.1	9	241.0	4	241.0	5	240.5	8	238.4	3	240.6
15	22	Petr Fulín	CZE	Fulin Race Academy	CZE	Cupra TCR	242.1	7	241.6	8	240.0	4	239.4	3	239.4	6	240.5
16	42	Stefano Comini	SUI	Autodis Racing by THX	SUI	Honda Civic Type R FK7 TCR	242.1	9	239.4	4	238.9	3	238.9	8	238.4	6	239.5
17	111	Nikola Miljković	SRB	LEIN Racing	SRB	Cupra TCR	242.1	8	241.0	4	240.5	9	240.0	2	239.4	5	240.6
18	116	Ashley Sutton	GBR	WestCoast Racing	GBR	Volkswagen Golf GTI TCR	242.1	7	240.5	4	240.5	5	237.3	2	204.5	8	233.0
19	909	Mike Halder	GER	Hell Energy Racing with KCMG	GER	Honda Civic Type R FK7 TCR	241.6	7	238.9	5	238.4	2	238.4	4	197.8	8	231.0
20	10	Viktor Davidovski	MKD	PSS Racing Team	MKD	Honda Civic Type R FK7 TCR	241.0	9	240.5	8	240.0	7	238.9	2	238.9	4	239.8
21	62	Dušan Borkovic	SRB	Target Competition	SRB	Hyundai i30 N TCR	241.0	8	240.0	7	239.4	4	238.4	6	236.3	3	239.0
22	11	Jens Reno Møller	DEN	Reno Racing	DEN	Honda Civic Type R FK7 TCR	240.5	9	238.4	2	238.4	4	238.4	7	236.8	3	238.5
23	28	Jean-Laurent	FRA	MN Développement	FRA	Volkswagen Golf GTI TCR	240.5	7	239.4	5	238.9	4	237.3	3	196.3	6	230.5
24	9	Attila Tassi	HUN	Hell Energy Racing with KCMG	HUN	Honda Civic Type R FK7 TCR	240.0	5	238.9	7	238.4	4	236.8	2	216.0	8	234.0
25	88	Maxime Potty	BEL	Comtoy Racing	BEL	Volkswagen Golf GTI TCR	240.0	6	238.9	9	238.4	5	237.8	8	236.8	3	238.4
26	15	Peter Terting	GER	Target Competition	GER	Hyundai i30 N TCR	239.4	8	237.3	7	236.8	3	236.8	4	235.8	6	237.2
27	35	M. Sathienthirakul	THA	Monlau Competición	THA	Cupra TCR	239.4	7	238.9	4	238.9	5	237.8	2	193.5	8	229.7
28	126	Jessica Bäckman	SW	WestCoast Racing	SW	Volkswagen Golf GTI TCR	239.4	8	238.9	5	237.8	4	237.3	3	235.8	7	237.8
29	32	Oliver Taylor	GBR	Pyro Motorsport	GBR	Honda Civic Type R FK7 TCR	238.4	4	238.4	5	238.4	8	235.2	2	234.7	6	237.0
30	94	Kris Richard	SUI	Target Competition	SUI	Hyundai i30 N TCR	238.4	4	236.3	6	235.8	3	166.4	2	136.7	1	202.7
31	999	Dániel Nagy	HUN	M1RA	HUN	Hyundai i30 N TCR	237.3	6	237.3	7	237.3	8	236.8	4	235.8	3	236.9
32	555	Norbert Michelisz	HUN	M1RA	HUN	Hyundai i30 N TCR	236.3	4	235.8	3	234.2	6	233.7	7	169.5	2	221.9







Circuit de Barcelona  
 TCR Europe  
 Qualifying - 1  
 Fastest Laps Sequence



Lap	Time of Day	Session Time	Nº	Driver	Nat	Team	Nat	Vehicle	Time	Km/h
2	11:54:11.462	9:11.462	9	Attila Tassi	HUN	Hell Energy Racing with KCMG	HUN	Honda Civic Type R FK7 TCR	2:00.014	139.6
2	11:54:18.760	9:18.760	88	Maxime Potty	BEL	Comtoy Racing	BEL	Volkswagen Golf GTI TCR	1:55.286	145.3
2	11:54:50.225	9:50.225	23	Francisco Abreu	POR	Sports & You	POR	Peugeot 308 TCR	1:55.161	145.5
3	11:58:12.898	13:12.898	62	Dušan Borkovic	SRB	Target Competition	SRB	Hyundai i30 N TCR	1:54.741	146.0
3	11:58:27.045	13:27.045	94	Kris Richard	SUI	Target Competition	SUI	Hyundai i30 N TCR	1:54.098	146.8
6	12:05:47.204	20:47.204	62	Dušan Borkovic	SRB	Target Competition	SRB	Hyundai i30 N TCR	1:54.057	146.9
7	12:07:54.059	22:54.059	25	Mikel Azcona	ESP	PCR Sport	ESP	Cupra TCR	1:53.802	147.2





Circuit de Barcelona

TCR Europe

Qualifying - 1

Event Best Maximum Speed



Nº	Driver	Nat	Team	Nat	Vehicle	Km/h	Session
69	Jean-Karl Vernay	FRA	Leopard Lukoil Team	FRA	Audi RS3 LMS TCR	247.7	Free Practice - 1
25	Mikel Azcona	ESP	PCR Sport	ESP	Cupra TCR	247.1	Free Practice - 1
23	Francisco Abreu	POR	Sports & You	POR	Peugeot 308 TCR	246.5	Free Practice - 1
27	Enrique Hernand	ESP	Sports & You	ESP	Peugeot 308 TCR	246.0	Free Practice - 1
62	Dušan Borkovic	SRB	Target Competition	SRB	Hyundai i30 N TCR	246.0	Free Practice - 1
34	Stian Paulsen	NOR	Stian Paulsen Racing	NOR	Cupra TCR	245.4	Free Practice - 1
223	Nathanaël Bertho	FRA	Comtoyou Racing	FRA	Audi RS3 LMS TCR	245.4	Free Practice - 1
4	Julien Briche	FRA	JSB Compétition	FRA	Peugeot 308 TCR	244.8	Free Practice - 1
116	Ashley Sutton	GBR	WestCoast Racing	GBR	Volkswagen Golf GTI TCR	244.8	Free Practice - 2
38	Danny Kroes	NED	PCR Sport	NED	Cupra TCR	244.3	Free Practice - 1
22	Petr Fulín	CZE	Fulin Race Academy	CZE	Cupra TCR	244.3	Free Practice - 2
88	Maxime Potty	BEL	Comtoyou Racing	BEL	Volkswagen Golf GTI TCR	244.3	Free Practice - 2
17	Martin Ryba	SVK	Brutal Fish Racing Team	SVK	Volkswagen Golf GTI TCR	243.7	Free Practice - 1
10	Viktor Davidovski	MKD	PSS Racing Team	MKD	Honda Civic Type R FK7 TCR	243.2	Free Practice - 1
21	Marie Baus-Cop	FRA	JSB Compétition	FRA	Cupra TCR DSG	243.2	Free Practice - 1
19	Andreas Bäckma	SWE	WestCoast Racing	SWE	Volkswagen Golf GTI TCR	243.2	Free Practice - 2
11	Jens Reno Møller	DEN	Reno Racing	DEN	Honda Civic Type R FK7 TCR	243.2	Free Practice - 2
32	Oliver Taylor	GBR	Pyro Motorsport	GBR	Honda Civic Type R FK7 TCR	243.2	Free Practice - 2
126	Jessica Bäckman	SWE	WestCoast Racing	SWE	Volkswagen Golf GTI TCR	243.2	Free Practice - 2
99	Josh Files	GBR	Hell Energy Racing with KCMG	GBR	Honda Civic Type R FK7 TCR	242.6	Free Practice - 1
909	Mike Halder	GER	Hell Energy Racing with KCMG	GER	Honda Civic Type R FK7 TCR	242.6	Free Practice - 1
35	M. Sathienthirakul	THA	Monlau Competición	THA	Cupra TCR	242.6	Free Practice - 1
28	Jean-Laurent Nav	FRA	MN Développement	FRA	Volkswagen Golf GTI TCR	242.6	Free Practice - 2
8	Reece Barr	IRE	Target Competition	IRE	Hyundai i30 N TCR	242.1	Free Practice - 1
5	Klim Gavrilov	RUS	LTA Rally	RUS	Volkswagen Golf GTI TCR	242.1	Free Practice - 1
111	Nikola Miljković	SRB	LEIN Racing	SRB	Cupra TCR	242.1	Free Practice - 2
555	Norbert Michelisz	HUN	M1RA	HUN	Hyundai i30 N TCR	242.1	Free Practice - 2
42	Stefano Comini	SUI	Autodis Racing by THX	SUI	Honda Civic Type R FK7 TCR	242.1	Qualifying - 1
9	Attila Tassi	HUN	Hell Energy Racing with KCMG	HUN	Honda Civic Type R FK7 TCR	241.6	Free Practice - 2
15	Peter Terting	GER	Target Competition	GER	Hyundai i30 N TCR	241.6	Free Practice - 2
94	Kris Richard	SUI	Target Competition	SUI	Hyundai i30 N TCR	241.0	Free Practice - 1
999	Dániel Nagy	HUN	M1RA	HUN	Hyundai i30 N TCR	241.0	Free Practice - 2





**Circuit de Barcelona**  
**TCR Europe**  
**Qualifying - 1**  
**Pit Stop Analysis**



**4** Julien Briché Peugeot JSB Compétition  
 Peugeot 308 TCR

Nr.	In Day Time	In Time	Out Time	Pit Time	T. Pit Time	Handicap	Penalty
1	11:52:59.610	11:52:59.610	11:55:11.077	2:11.467	2:11.467		
2	12:03:22.056	12:03:22.056	12:06:33.362	3:11.306	5:22.773		

**5** Klim Gavrilov Volkswagen LTA Rally  
 Volkswagen Golf GTI TCR

Nr.	In Day Time	In Time	Out Time	Pit Time	T. Pit Time	Handicap	Penalty
1	11:53:24.113	11:53:24.113	11:54:58.076	1:33.963	1:33.963		
2	12:01:26.847	12:01:26.847	12:03:08.962	1:42.115	3:16.078		

**8** Reece Barr Hyundai Target Competition  
 Hyundai i30 N TCR

Nr.	In Day Time	In Time	Out Time	Pit Time	T. Pit Time	Handicap	Penalty
1	11:52:36.297	11:52:36.297	11:55:17.797	2:41.500	2:41.500		
2	12:01:29.415	12:01:29.415	12:02:59.025	1:29.610	4:11.110		

**9** Attila Tassi Honda Hell Energy Racing with KCMG  
 Honda Civic Type R FK7 TCR

Nr.	In Day Time	In Time	Out Time	Pit Time	T. Pit Time	Handicap	Penalty
1	11:54:09.028	11:54:09.028	11:56:13.165	2:04.137	2:04.137		
2	12:02:05.940	12:02:05.940	12:03:37.881	1:31.941	3:36.078		

**10** Viktor Davidovski Honda PSS Racing Team  
 Honda Civic Type R FK7 TCR

Nr.	In Day Time	In Time	Out Time	Pit Time	T. Pit Time	Handicap	Penalty
1	11:59:04.017	11:59:04.017	12:00:40.465	1:36.448	1:36.448		

**11** Jens Reno Møller Honda Reno Racing  
 Honda Civic Type R FK7 TCR

Nr.	In Day Time	In Time	Out Time	Pit Time	T. Pit Time	Handicap	Penalty
1	11:58:21.662	11:58:21.662	11:59:41.199	1:19.537	1:19.537		
2	12:05:42.742	12:05:42.742	12:07:10.909	1:28.167	2:47.704		

**15** Peter Terting Hyundai Target Competition  
 Hyundai i30 N TCR

Nr.	In Day Time	In Time	Out Time	Pit Time	T. Pit Time	Handicap	Penalty
1	11:52:11.342	11:52:11.342	11:54:32.482	2:21.140	2:21.140		
2	12:00:30.639	12:00:30.639	12:02:23.147	1:52.508	4:13.648		

**19** Andreas Bäckman Volkswagen WestCoast Racing  
 Volkswagen Golf GTI TCR

Nr.	In Day Time	In Time	Out Time	Pit Time	T. Pit Time	Handicap	Penalty
1	11:54:59.085	11:54:59.085	11:56:29.277	1:30.192	1:30.192		
2	12:02:45.017	12:02:45.017	12:05:37.118	2:52.101	4:22.293		

**21** Marie Baus-Coppens Cupra JSB Compétition  
 Cupra TCR DSG

Nr.	In Day Time	In Time	Out Time	Pit Time	T. Pit Time	Handicap	Penalty
1	12:00:49.714	12:00:49.714	12:01:47.958	58.244	58.244		

**22** Petr Fulín Cupra Fulín Race Academy  
 Cupra TCR

Nr.	In Day Time	In Time	Out Time	Pit Time	T. Pit Time	Handicap	Penalty
1	11:59:10.052	11:59:10.052	12:01:09.553	1:59.501	1:59.501		

**23** Francisco Abreu Peugeot Sports & You  
 Peugeot 308 TCR

Nr.	In Day Time	In Time	Out Time	Pit Time	T. Pit Time	Handicap	Penalty
1	11:58:46.888	11:58:46.888	12:01:15.626	2:28.738	2:28.738		

**25** Mikel Azcona Cupra PCR Sport  
 Cupra TCR

Nr.	In Day Time	In Time	Out Time	Pit Time	T. Pit Time	Handicap	Penalty
1	11:52:18.012	11:52:18.012	11:54:19.007	2:00.995	2:00.995		
2	12:02:18.498	12:02:18.498	12:04:00.872	1:42.374	3:43.369		

**27** Enrique Hernando Peugeot Sports & You  
 Peugeot 308 TCR

Nr.	In Day Time	In Time	Out Time	Pit Time	T. Pit Time	Handicap	Penalty
1	11:58:56.980	11:58:56.980	12:00:38.717	1:41.737	1:41.737		

**28** Jean-Laurent Navarro Volkswagen MN Développement  
 Volkswagen Golf GTI TCR

Nr.	In Day Time	In Time	Out Time	Pit Time	T. Pit Time	Handicap	Penalty
1	11:53:21.700	11:53:21.700	11:55:50.619	2:28.919	2:28.919		

**32** Oliver Taylor Honda Pyro Motorsport  
 Honda Civic Type R FK7 TCR

Nr.	In Day Time	In Time	Out Time	Pit Time	T. Pit Time	Handicap	Penalty
1	11:54:48.592	11:54:48.592	11:56:53.756	2:05.164	2:05.164		
2	12:04:50.529	12:04:50.529	12:06:19.329	1:28.800	3:33.964		

**34** Stian Paulsen Cupra Stian Paulsen Racing  
 Cupra TCR

Nr.	In Day Time	In Time	Out Time	Pit Time	T. Pit Time	Handicap	Penalty
1	11:52:34.414	11:52:34.414	11:55:09.001	2:34.587	2:34.587		
2	12:03:18.571	12:03:18.571	12:05:35.096	2:16.525	4:51.112		

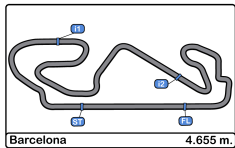
**35** M. Sathienthirakul Cupra Monlau Competición  
 Cupra TCR

Nr.	In Day Time	In Time	Out Time	Pit Time	T. Pit Time	Handicap	Penalty
1	11:55:13.830	11:55:13.830	11:56:58.853	1:45.023	1:45.023		
2	12:03:11.429	12:03:11.429	12:06:03.841	2:52.412	4:37.435		

**38** Danny Kroes Cupra PCR Sport  
 Cupra TCR

Nr.	In Day Time	In Time	Out Time	Pit Time	T. Pit Time	Handicap	Penalty
1	11:53:16.714	11:53:16.714	11:55:15.620	1:58.906	1:58.906		
2	12:03:29.615	12:03:29.615	12:05:17.582	1:47.967	3:46.873		





**Circuit de Barcelona**  
**TCR Europe**  
**Qualifying - 1**  
**Pit Stop Analysis**



**42** Stefano Comini Honda Autodis Racing by THX  
Honda Civic Type R FK7 TCR

Nr.	In Day Time	In Time	Out Time	Pit Time	T. Pit Time	Handicap	Penalty
1	11:58:22.326	11:58:22.326	11:59:52.701	1:30.375	1:30.375		

**62** Dušan Borkovic Hyundai Target Competition  
Hyundai i30 N TCR

Nr.	In Day Time	In Time	Out Time	Pit Time	T. Pit Time	Handicap	Penalty
1	11:52:15.659	11:52:15.659	11:54:12.189	1:56.530	1:56.530		
2	12:00:10.671	12:00:10.671	12:01:45.772	1:35.101	3:31.631		

**69** Jean-Karl Vernay Audi Leopard Lukoil Team  
Audi RS3 LMS TCR

Nr.	In Day Time	In Time	Out Time	Pit Time	T. Pit Time	Handicap	Penalty
1	11:54:12.019	11:54:12.019	11:55:54.177	1:42.158	1:42.158		
2	12:01:49.338	12:01:49.338	12:04:17.899	2:28.561	4:10.719		

**88** Maxime Poty Volkswagen Comtoy Racing  
Volkswagen Golf GTI TCR

Nr.	In Day Time	In Time	Out Time	Pit Time	T. Pit Time	Handicap	Penalty
1	11:56:15.709	11:56:15.709	11:57:43.646	1:27.937	1:27.937		
2	12:03:49.973	12:03:49.973	12:05:31.080	1:41.107	3:09.044		

**94** Kris Richard Hyundai Target Competition  
Hyundai i30 N TCR

Nr.	In Day Time	In Time	Out Time	Pit Time	T. Pit Time	Handicap	Penalty
1	11:52:09.324	11:52:09.324	11:54:31.076	2:21.752	2:21.752		
2	12:00:28.399	12:00:28.399	12:03:27.522	2:59.123	5:20.875		

**99** Josh Files Honda Hell Energy Racing with KCMG  
Honda Civic Type R FK7 TCR

Nr.	In Day Time	In Time	Out Time	Pit Time	T. Pit Time	Handicap	Penalty
1	11:54:14.165	11:54:14.165	11:55:58.704	1:44.539	1:44.539		
2	12:02:01.365	12:02:01.365	12:06:49.417	4:48.052	6:32.591		

**111** Nikola Miljković Cupra LEIN Racing  
Cupra TCR

Nr.	In Day Time	In Time	Out Time	Pit Time	T. Pit Time	Handicap	Penalty
1	12:03:28.732	12:03:28.732	12:05:28.611	1:59.879	1:59.879		

**116** Ashley Sutton Volkswagen WestCoast Racing  
Volkswagen Golf GTI TCR

Nr.	In Day Time	In Time	Out Time	Pit Time	T. Pit Time	Handicap	Penalty
1	11:55:00.824	11:55:00.824	11:56:27.233	1:26.409	1:26.409		
2	12:02:42.966	12:02:42.966	12:05:08.572	2:25.606	3:52.015		

**126** Jessica Bäckman Volkswagen WestCoast Racing  
Volkswagen Golf GTI TCR

Nr.	In Day Time	In Time	Out Time	Pit Time	T. Pit Time	Handicap	Penalty
1	11:53:10.853	11:53:10.853	11:55:36.736	2:25.883	2:25.883		
2	12:03:31.541	12:03:31.541	12:05:22.152	1:50.611	4:16.494		

**223** Nathanaël Berthon Audi Comtoy Racing  
Audi RS3 LMS TCR

Nr.	In Day Time	In Time	Out Time	Pit Time	T. Pit Time	Handicap	Penalty
1	11:52:47.383	11:52:47.383	11:55:14.250	2:26.867	2:26.867		
2	11:57:41.081	11:57:41.081	12:05:41.303	8:00.222	10:27.089		

**555** Norbert Michelisz Hyundai M1RA  
Hyundai i30 N TCR

Nr.	In Day Time	In Time	Out Time	Pit Time	T. Pit Time	Handicap	Penalty
1	11:52:19.635	11:52:19.635	11:54:41.700	2:22.065	2:22.065		
2	12:00:37.212	12:00:37.212	12:03:08.000	2:30.788	4:52.853		

**909** Mike Halder Honda Hell Energy Racing with KCMG  
Honda Civic Type R FK7 TCR

Nr.	In Day Time	In Time	Out Time	Pit Time	T. Pit Time	Handicap	Penalty
1	11:54:10.276	11:54:10.276	11:56:14.531	2:04.255	2:04.255		
2	12:02:23.754	12:02:23.754	12:04:21.635	1:57.881	4:02.136		

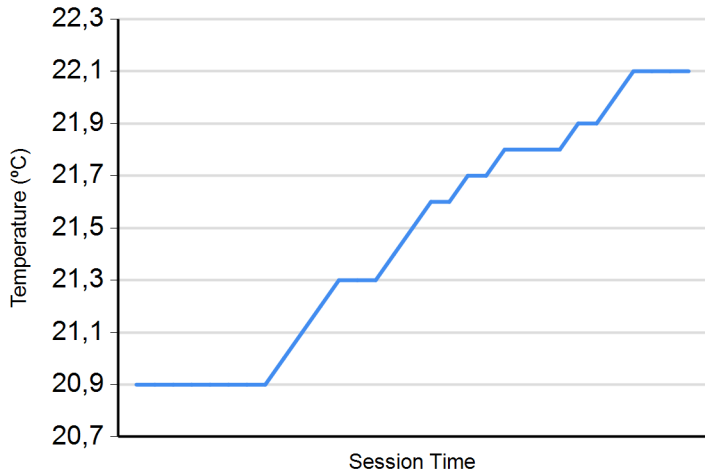
**999** Dániel Nagy Hyundai M1RA  
Hyundai i30 N TCR

Nr.	In Day Time	In Time	Out Time	Pit Time	T. Pit Time	Handicap	Penalty
1	11:52:20.642	11:52:20.642	11:55:03.431	2:42.789	2:42.789		
2	12:01:07.196	12:01:07.196	12:03:10.325	2:03.129	4:45.918		

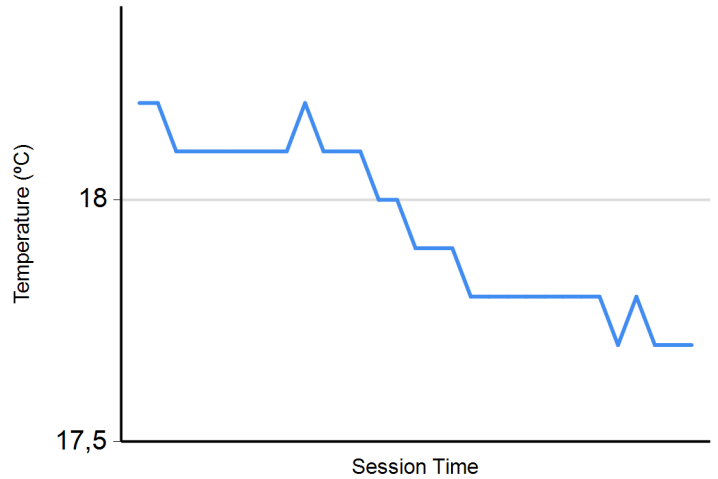




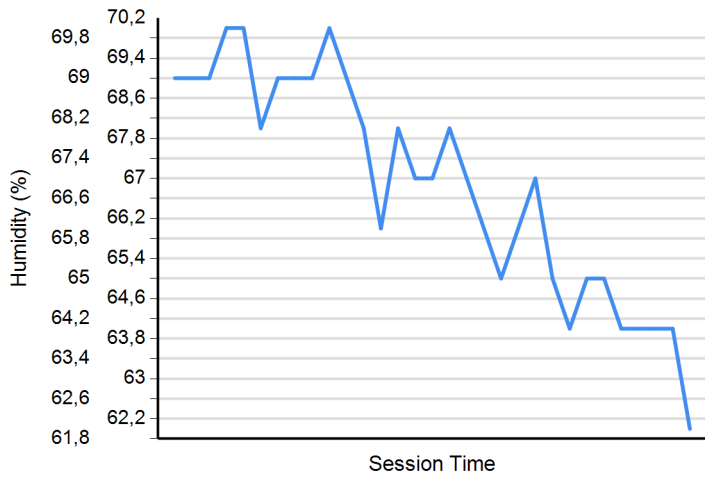
**Air Temperature**



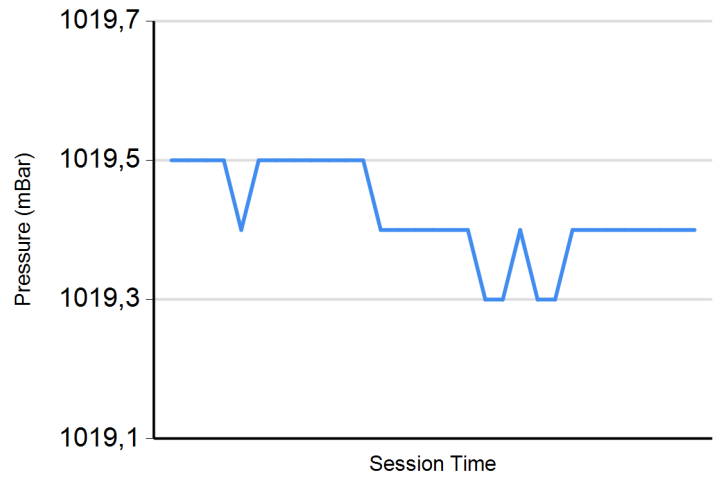
**Track Temperature**



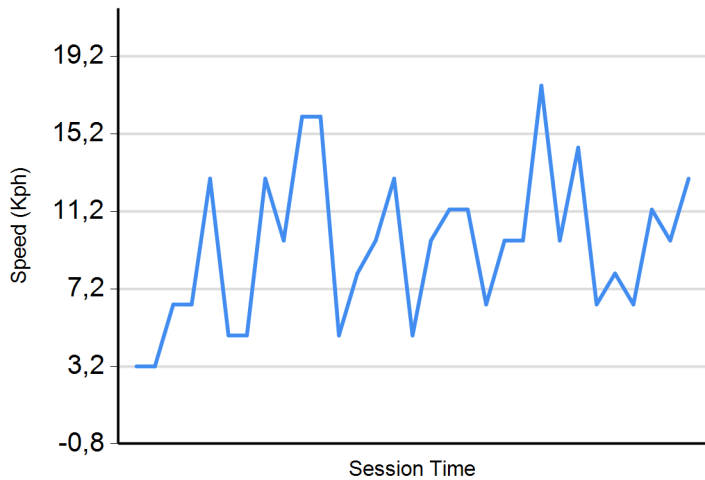
**Humidity**



**Pressure**



**Wind Speed**



**Wind direction**

North = 0°/360° Est = 90° South = 180° West = 270°

