

Circuit de Barcelona

TCR Europe

Free Practice - 2

Provisional Results



Cls	Nº	Driver	Nat	Team	Nat	Vehicle	Laps	Best	Time	Gap	Interval	Km/h
1	9	Attila Tassi	HUN	Hell Energy Racing with KCMG	HUN	Honda Civic Type R FK7 TCR	10	2	1:54.273			146.6
2	4	Julien Briché	FRA	JSB Compétition	FRA	Peugeot 308 TCR	12	5	1:54.434	0.161	0.161	146.4
3	94	Kris Richard	SUI	Target Competition	SUI	Hyundai i30 N TCR	14	6	1:54.551	0.278	0.117	146.2
4	69	Jean-Karl Vernay	FRA	Leopard Lukoil Team	FRA	Audi RS3 LMS TCR	10	8	1:54.623	0.350	0.072	146.2
5	62	Dušan Borkovic	SRB	Target Competition	SRB	Hyundai i30 N TCR	13	6	1:54.742	0.469	0.119	146.0
6	99	Josh Files	GBR	Hell Energy Racing with KCMG	GBR	Honda Civic Type R FK7 TCR	13	6	1:54.795	0.522	0.053	145.9
7	25	Mikel Azcona	ESP	PCR Sport	ESP	Cupra TCR	10	9	1:54.867	0.594	0.072	145.8
8	88	Maxime Potty	BEL	Comtoy Racing	BEL	Volkswagen Golf GTI TCR	11	9	1:54.964	0.691	0.097	145.7
9	555	Norbert Michelisz	HUN	M1RA	HUN	Hyundai i30 N TCR	11	6	1:55.087	0.814	0.123	145.6
10	116	Ashley Sutton	GBR	WestCoast Racing	GBR	Volkswagen Golf GTI TCR	11	5	1:55.277	1.004	0.190	145.3
11	8	Reece Barr	IRE	Target Competition	IRE	Hyundai i30 N TCR	13	6	1:55.294	1.021	0.017	145.3
12	909	Mike Halder	GER	Hell Energy Racing with KCMG	GER	Honda Civic Type R FK7 TCR	4	2	1:55.309	1.036	0.015	145.3
13	19	Andreas Bäckma	SWE	WestCoast Racing	SWE	Volkswagen Golf GTI TCR	11	9	1:55.319	1.046	0.010	145.3
14	999	Dániel Nagy	HUN	M1RA	HUN	Hyundai i30 N TCR	10	8	1:55.320	1.047	0.001	145.3
15	32	Oliver Taylor	GBR	Pyro Motorsport	GBR	Honda Civic Type R FK7 TCR	10	5	1:55.418	1.145	0.098	145.1
16	223	Nathanaël Bertho	FRA	Comtoy Racing	FRA	Audi RS3 LMS TCR	10	5	1:55.561	1.288	0.143	145.0
17	5	Klim Gavrilov	RUS	LTA Rally	RUS	Volkswagen Golf GTI TCR	13	10	1:55.600	1.327	0.039	144.9
18	126	Jessica Bäckman	SWE	WestCoast Racing	SWE	Volkswagen Golf GTI TCR	12	10	1:55.751	1.478	0.151	144.7
19	15	Peter Terting	GER	Target Competition	GER	Hyundai i30 N TCR	13	8	1:55.799	1.526	0.048	144.7
20	10	Viktor Davidovski	MKD	PSS Racing Team	MKD	Honda Civic Type R FK7 TCR	14	5	1:55.803	1.530	0.004	144.7
21	22	Petr Fulín	CZE	Fulin Race Academy	CZE	Cupra TCR	13	10	1:55.981	1.708	0.178	144.4
22	34	Stian Paulsen	NOR	Stian Paulsen Racing	NOR	Cupra TCR	8	7	1:56.001	1.728	0.020	144.4
23	23	Francisco Abreu	POR	Sports & You	POR	Peugeot 308 TCR	13	8	1:56.049	1.776	0.048	144.4
24	11	Jens Reno Møller	DEN	Reno Racing	DEN	Honda Civic Type R FK7 TCR	11	10	1:56.174	1.901	0.125	144.2
25	38	Danny Kroes	NED	PCR Sport	NED	Cupra TCR	13	9	1:56.274	2.001	0.100	144.1
26	42	Stefano Comini	SUI	Autodis Racing by THX	SUI	Honda Civic Type R FK7 TCR	12	10	1:56.514	2.241	0.240	143.8
27	111	Nikola Miljković	SRB	LEIN Racing	SRB	Cupra TCR	12	5	1:57.096	2.823	0.582	143.1
28	35	Munkong	THA	Monlau Competición	THA	Cupra TCR	12	11	1:57.422	3.149	0.326	142.7
29	21	Marie Baus-Coppens	FRA	JSB Compétition	FRA	Cupra TCR DSG	13	6	1:57.643	3.370	0.221	142.4
30	28	Jean-Laurent Navarro	FRA	MN Développement	FRA	Volkswagen Golf GTI TCR	10	9	1:57.851	3.578	0.208	142.1
31	27	Enrique Hernand	ESP	Sports & You	ESP	Peugeot 308 TCR	11	5	1:57.910	3.637	0.059	142.1
32	17	Martin Ryba	SVK	Brutal Fish Racing Team	SVK	Volkswagen Golf GTI TCR	11	8	1:58.086	3.813	0.176	141.9

Published at:.....

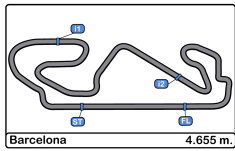
Track Temp: 25.7 °C Air Temp: 22.8 °C Humidity: 62 % Track Status: DRY

Stewards:

Race Director:

Timekeeper:





# Circuit de Barcelona

## TCR Europe

### Free Practice - 2

#### Lap Analysis



4 Julien Briché Peugeot 308 TCR						
JSB Compétition						
Lap	D	Time	Sector 1	Sector 2	Sector 3	T. Spd
1		16:09:38.590	16:08:08.713	49.981	39.896	140.9
2		1:55.645	33.069	45.099	37.477	243.2
3		2:07.052 P	33.003	45.310	48.739	243.7
4		7:19.204	5:51.306	48.830	39.068	127.8
5		1:54.434	32.559	44.598	37.277	240.0
6		2:01.266	32.569	49.622	39.075	241.6
7		1:55.070	32.555	44.887	37.628	241.6
8		1:55.043	32.677	44.845	37.521	242.1
9		2:08.431 P	32.714	45.209	50.508	243.7
10		4:21.423	2:53.077	48.635	39.711	166.9
11		1:55.017	32.676	44.874	37.467	242.1
12		2:21.471 P	32.711	47.929	1:00.831	242.1

9 Attila Tassi Honda Civic Type R FK7 TCR						
Hell Energy Racing with KCMG						
Lap	D	Time	Sector 1	Sector 2	Sector 3	T. Spd
1		16:09:17.633	16:07:48.953	47.527	41.153	155.6
2		1:54.273	32.572	44.503	37.198	240.0
3		2:00.593 P	32.436	45.300	42.857	241.6
4		7:13.558	5:46.478	46.741	40.339	149.1
5		1:54.809	32.630	44.773	37.406	240.0
6		2:01.965 P	32.820	46.274	42.871	240.0
7		5:30.646	3:42.961	1:02.889	44.796	162.8
8		1:55.287	32.946	44.882	37.459	239.4
9		2:01.303 P	33.267	45.410	42.626	241.6
10		3:37.283 P	2:07.528	45.559	44.196	162.8

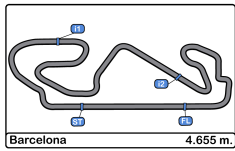
5 Klim Gavrilov Volkswagen Golf GTI TCR						
LTA Rally						
Lap	D	Time	Sector 1	Sector 2	Sector 3	T. Spd
1		16:10:01.331	16:08:26.511	52.821	41.999	143.4
2		1:57.185	34.173	45.294	37.718	240.5
3		2:12.848 P	32.948	45.745	54.155	240.0
4		5:58.553	4:28.022	49.458	41.073	151.0
5		1:56.762	33.064	45.639	38.059	238.9
6		1:56.623	32.922	45.650	38.051	238.9
7		2:07.404 P	33.046	45.751	48.607	240.5
8		4:06.657	2:37.281	50.631	38.745	144.0
9		2:01.770	32.768	49.853	39.149	238.4
10		1:55.600	32.835	45.166	37.599	239.4
11		1:59.521	33.229	46.586	39.706	241.0
12		1:57.585	32.909	46.576	38.100	241.0
13		2:28.215 P	36.133	51.808	1:00.274	202.2

10 Viktor Davidovski Honda Civic Type R FK7 TCR						
PSS Racing Team						
Lap	D	Time	Sector 1	Sector 2	Sector 3	T. Spd
1		16:09:55.972	16:08:24.133	52.420	39.419	148.9
2		1:57.268	33.125	46.120	38.023	239.4
3		2:11.828 P	33.644	46.082	52.102	240.0
4		5:43.527	4:19.304	46.345	37.878	169.0
5		1:55.803	32.848	45.329	37.626	240.5
6		1:56.745	32.992	45.677	38.076	243.2
7		2:01.571	34.125	48.632	38.814	243.2
8		1:59.328	33.006	46.115	40.207	242.6
9		2:01.688	37.058	46.050	38.580	203.0
10		1:56.303	32.927	45.445	37.931	241.6
11		1:57.182	33.082	45.677	38.423	239.4
12		1:56.763	33.084	45.459	38.220	240.0
13		1:56.972	32.972	45.805	38.195	240.0
14		2:33.526 P	43.585	56.882	53.059	175.8

8 Reece Barr Hyundai i30 N TCR						
Target Competition						
Lap	D	Time	Sector 1	Sector 2	Sector 3	T. Spd
1		16:09:18.808	16:07:47.147	49.567	42.094	136.7
2		1:58.239	32.994	46.593	38.652	238.9
3		1:56.046	32.684	45.360	38.002	239.4
4		2:30.105 P	34.952	55.774	59.379	224.0
5		6:15.097	4:43.832	51.288	39.977	113.2
6		1:55.294	32.704	44.979	37.611	236.8
7		1:55.520	32.704	45.041	37.775	240.0
8		1:55.906	32.775	45.080	38.051	239.4
9		1:57.778	32.895	46.242	38.641	240.5
10		2:03.254 P	32.773	45.110	45.371	238.4
11		4:21.800	2:54.606	45.952	41.242	163.1
12		2:01.080	36.974	46.174	37.932	220.4
13		2:26.408 P	35.972	53.047	57.389	231.7

11 Jens Reno Møller Honda Civic Type R FK7 TCR						
Reno Racing						
Lap	D	Time	Sector 1	Sector 2	Sector 3	T. Spd
1		16:09:39.263 P	16:08:04.542	48.756	45.965	152.9
2		2:42.779	1:11.738	49.616	41.425	163.3
3		2:14.382 P	33.414	46.073	54.895	236.3
4		5:10.927	3:46.986	45.834	38.107	147.9
5		1:56.671	33.029	45.670	37.972	241.6
6		1:56.714	32.990	45.443	38.281	242.1
7		2:02.410 P	33.318	45.589	43.503	243.2
8		4:36.708 P	3:04.264	46.089	46.355	140.8
9		3:28.641	2:02.460	47.362	38.819	163.1
10		1:56.174	32.805	45.418	37.951	239.4
11		2:08.240 P	33.091	48.266	46.883	240.0





# Circuit de Barcelona

## TCR Europe

### Free Practice - 2

#### Lap Analysis



# 15

Peter Terting

Hyundai i30 N TCR

# 21

Marie Baus-Coppens

Cupra TCR DSG

Target Competition

JSB Compétition

Lap D	Time	Sector 1	Sector 2	Sector 3	T. Spd	Elapsed	Lap D	Time	Sector 1	Sector 2	Sector 3	T. Spd	Elapsed
1	16:09:19.836	16:07:47.754	49.644	42.438	143.2	16:09:19.836	1	16:09:39.565	16:08:09.040	50.224	40.301	129.9	16:09:39.565
2	1:56.207	32.893	45.372	37.942	239.4	16:11:16.043	2	1:59.126	33.604	46.497	39.025	240.5	16:11:38.691
3	1:56.259	33.101	45.395	37.763	236.8	16:13:12.302	3	2:09.547 P	33.624	46.750	49.173	240.5	16:13:48.238
4	2:27.702 P	34.667	55.609	57.426	235.8	16:15:40.004	4	6:59.561	5:16.535	1:01.217	41.809	145.3	16:20:47.799
5	5:32.948	3:56.473	55.432	41.043	135.1	16:21:12.952	5	1:58.131	33.547	46.408	38.176	237.8	16:22:45.930
6	1:55.926	32.868	45.456	<b>37.602</b>	235.2	16:23:08.878	6	<b>1:57.643</b>	33.496	<b>46.078</b>	<b>38.069</b>	240.0	16:24:43.573
7	2:05.428	32.888	50.887	41.653	238.9	16:25:14.306	7	2:00.124	33.855	47.229	39.040	239.4	16:26:43.697
8	<b>1:55.799</b>	<b>32.765</b>	45.202	37.832	237.3	16:27:10.105	8	1:58.491	<b>33.482</b>	46.346	38.663	238.9	16:28:42.188
9	1:55.808	32.910	<b>45.031</b>	37.867	237.3	16:29:05.913	9	2:08.267 P	33.698	46.787	47.782	238.4	16:30:50.455
10	2:04.403 P	33.033	45.707	45.663	237.8	16:31:10.316	10	2:59.135	1:32.140	48.194	38.801	161.6	16:33:49.590
11	4:41.602	3:18.799	45.173	37.630	163.6	16:35:51.918	11	2:00.430	33.923	46.681	39.826	242.1	16:35:50.020
12	1:56.102	32.948	45.324	37.830	241.6	16:37:48.020	12	2:01.236	34.078	47.329	39.829	243.2	16:37:51.256
13	2:07.932 P	32.958	45.581	49.393	237.8	16:39:55.952	13	2:19.736 P	34.318	50.355	55.063	240.0	16:40:10.992

# 17

Martin Ryba

Volkswagen Golf GTI TCR

# 22

Petr Fulín

Cupra TCR

Brutal Fish Racing Team

Fulin Race Academy

Lap D	Time	Sector 1	Sector 2	Sector 3	T. Spd	Elapsed	Lap D	Time	Sector 1	Sector 2	Sector 3	T. Spd	Elapsed
1	16:10:00.205	16:08:21.593	56.713	41.899	108.0	16:10:00.205	1	16:09:50.387	16:08:20.649	50.345	39.393	143.8	16:09:50.387
2	2:01.813	36.146	47.473	<b>38.194</b>	236.3	16:12:02.018	2	1:56.926	33.245	45.830	<b>37.851</b>	237.8	16:11:47.313
3	6:39.881 P	4:54.418	57.558	47.905	240.0	16:18:41.899	3	2:13.389 P	32.869	45.554	54.966	241.0	16:14:00.702
4	4:24.091	2:55.875	47.661	40.555	160.4	16:23:05.990	4	6:12.030	4:31.766	58.162	42.102	163.1	16:20:12.732
5	2:17.863 P	<b>33.078</b>	54.560	50.225	240.5	16:25:23.853	5	1:56.662	33.128	45.510	38.024	237.8	16:22:09.394
6	4:41.503	3:05.425	55.291	40.787	163.1	16:30:05.356	6	1:56.494	32.927	45.443	38.124	241.0	16:24:05.888
7	2:00.099	33.672	47.966	38.461	235.8	16:32:05.455	7	1:57.203	32.979	45.846	38.378	242.6	16:26:03.091
8	<b>1:58.086</b>	33.169	<b>45.947</b>	38.970	239.4	16:34:03.541	8	2:10.364 P	33.215	46.944	50.205	242.1	16:28:13.455
9	1:59.075	34.031	46.223	38.821	238.9	16:36:02.616	9	4:00.897	2:33.393	46.621	40.883	159.2	16:32:14.352
10	1:58.507	33.217	46.469	38.821	238.9	16:38:01.123	10	<b>1:55.981</b>	<b>32.713</b>	<b>45.342</b>	37.926	241.6	16:34:10.333
11	2:30.922 P	42.086	53.206	55.630	147.3	16:40:32.045	11	2:00.141	32.792	47.078	40.271	244.3	16:36:10.474
12	1:56.905	33.085	45.710	38.110	243.7	16:38:07.379	12	1:56.905	33.085	45.710	38.110	243.7	16:38:07.379
13	2:13.988 P	35.555	46.328	52.105	242.1	16:40:21.367	13	2:13.988 P	35.555	46.328	52.105	242.1	16:40:21.367

# 19

Andreas Bäckman

Volkswagen Golf GTI TCR

WestCoast Racing

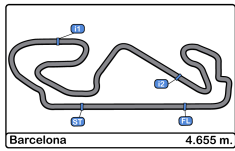
# 23

Francisco Abreu

Peugeot 308 TCR

Lap D	Time	Sector 1	Sector 2	Sector 3	T. Spd	Elapsed	Lap D	Time	Sector 1	Sector 2	Sector 3	T. Spd	Elapsed
1	16:10:42.008	16:08:59.205	59.738	43.065	154.0	16:10:42.008	1	16:09:42.626	16:08:12.204	50.674	39.748	150.6	16:09:42.626
2	1:57.909	33.022	46.925	37.962	240.0	16:12:39.917	2	1:59.704	33.221	46.813	39.670	243.7	16:11:42.330
3	2:12.823 P	33.050	49.255	50.518	240.5	16:14:52.740	3	2:10.028 P	33.037	45.565	51.426	242.6	16:13:52.358
4	6:41.009	4:57.767	57.322	45.920	162.6	16:21:33.749	4	6:01.538	4:36.003	46.675	38.860	161.6	16:19:53.896
5	1:55.801	32.799	45.373	37.629	240.0	16:23:29.550	5	1:56.461	32.813	<b>45.084</b>	38.564	243.7	16:21:50.357
6	1:56.594	33.156	45.620	37.818	243.2	16:25:26.144	6	2:01.969 P	32.783	45.298	43.888	245.4	16:23:52.326
7	2:03.844 P	33.471	46.333	44.040	242.6	16:27:29.988	7	3:37.154	2:08.718	49.244	39.192	143.4	16:27:29.480
8	5:16.096	3:41.003	55.595	39.498	159.5	16:32:46.084	8	<b>1:56.049</b>	<b>32.750</b>	45.191	38.108	243.2	16:29:25.529
9	<b>1:55.319</b>	32.826	<b>45.007</b>	<b>37.486</b>	241.0	16:34:41.403	9	1:56.302	32.892	45.395	<b>38.015</b>	243.2	16:31:21.831
10	2:08.136	38.262	50.416	39.458	185.8	16:36:49.539	10	1:56.932	32.982	45.475	38.475	243.2	16:33:18.763
11	2:07.117 P	<b>32.661</b>	45.206	49.250	241.6	16:38:56.656	11	2:01.839	35.502	47.001	39.336	243.7	16:35:20.602
12	1:57.782	33.048	45.681	39.053	244.3	16:37:18.384	12	1:57.782	33.048	45.681	39.053	244.3	16:37:18.384
13	2:15.673 P	33.179	45.883	56.611	244.3	16:39:34.057	13	2:15.673 P	33.179	45.883	56.611	244.3	16:39:34.057





Circuito de Barcelona  
TCR Europe  
Free Practice - 2  
Lap Analysis



25

Mikel Azcona

Cupra TCR

34

Stian Paulsen

Cupra TCR

PCR Sport

Stian Paulsen Racing

Lap	D	Time	Sector 1	Sector 2	Sector 3	T. Spd	Elapsed	Lap	D	Time	Sector 1	Sector 2	Sector 3	T. Spd	Elapsed
1		16:09:30.731	16:07:59.729	49.915	41.087	123.2	16:09:30.731	1		16:09:31.538	16:08:00.619	49.831	41.088	144.0	16:09:31.538
2		1:55.384	32.745	45.112	37.527	243.2	16:11:26.115	2		1:56.669	33.104	45.500	38.065	244.3	16:11:28.207
3		1:55.129	32.593	45.027	37.509	244.3	16:13:21.244	3		2:08.922 P	33.094	45.438	50.390	241.6	16:13:37.129
4		2:27.168 P	36.447	55.712	55.009	188.8	16:15:48.412	4		7:04.762	5:41.044	45.487	38.231	163.8	16:20:41.891
5		8:00.283	6:37.431	45.241	37.611	161.9	16:23:48.695	5		2:12.897 P	32.889	48.731	51.277	243.7	16:22:54.788
6		1:55.527	32.732	45.044	37.751	243.2	16:25:44.222	6		9:13.157	7:49.882	45.532	37.743	170.3	16:32:07.945
7		2:01.999 P	32.667	45.431	43.901	246.5	16:27:46.221	7		1:56.001	32.837	45.247	37.917	240.5	16:34:03.946
8		4:16.957	2:54.116	45.424	37.417	143.8	16:32:03.178	8		2:15.226 P	33.004	54.750	47.472	243.2	16:36:19.172
9		1:54.867	32.394	44.678	37.795	244.8	16:33:58.045								
10		2:15.988 P	35.317	54.258	46.413	246.5	16:36:14.033								

27

Enrique Hernando

Peugeot 308 TCR

35

Munkong Sathienthirakul

Cupra TCR

Sports & You

Monlau Competición

Lap	D	Time	Sector 1	Sector 2	Sector 3	T. Spd	Elapsed	Lap	D	Time	Sector 1	Sector 2	Sector 3	T. Spd	Elapsed
1		16:10:26.677 P	16:08:40.936	56.372	49.369	165.3	16:10:26.677	1		16:10:02.561	16:08:23.529	57.516	41.516	127.8	16:10:02.561
2		2:33.676	1:07.863	46.732	39.081	164.1	16:13:00.353	2		2:00.691	34.937	47.533	38.221	211.7	16:12:03.252
3		2:26.844 P	34.364	55.408	57.072	242.1	16:15:27.197	3		2:18.327 P	34.098	50.323	53.906	241.6	16:14:21.579
4		5:57.472	4:11.914	56.630	48.928	166.4	16:21:24.669	4		6:39.887	5:11.848	49.643	38.396	130.5	16:21:01.466
5		1:57.910	33.410	46.172	38.328	240.5	16:23:22.579	5		1:57.704	33.157	46.423	38.124	241.6	16:22:59.170
6		1:58.913	34.189	46.224	38.500	242.6	16:25:21.492	6		2:07.720 P	33.167	46.636	47.917	240.5	16:25:06.890
7		2:05.529 P	33.557	47.260	44.712	242.1	16:27:27.021	7		3:45.141	2:19.254	47.471	38.416	123.8	16:28:52.031
8		3:55.966	2:32.455	45.654	37.857	163.1	16:31:22.987	8		1:58.165	33.379	46.296	38.490	241.0	16:30:50.196
9		1:59.175	34.059	46.446	38.670	243.2	16:33:22.162	9		2:07.934 P	33.694	46.780	47.460	239.4	16:32:58.130
10		2:00.003	35.729	46.070	38.204	243.2	16:35:22.165	10		3:23.718	1:52.982	50.587	40.149	151.8	16:36:21.848
11		2:10.424 P	32.711	45.827	51.886	244.3	16:37:32.589	11		1:57.422	33.077	45.649	38.696	242.6	16:38:19.270
								12		2:23.294 P	33.946	47.990	1:01.358	233.7	16:40:42.564

28

Jean-Laurent Navarro

Volkswagen Golf GTI TCR

38

Danny Kroes

Cupra TCR

MN Développement

PCR Sport

Lap	D	Time	Sector 1	Sector 2	Sector 3	T. Spd	Elapsed	Lap	D	Time	Sector 1	Sector 2	Sector 3	T. Spd	Elapsed
1		16:10:17.136	16:08:33.636	1:00.312	43.188	116.1	16:10:17.136	1		16:09:27.776	16:07:55.432	48.848	43.496	165.3	16:09:27.776
2		1:58.468	33.935	46.410	38.123	235.8	16:12:15.604	2		1:56.985	33.247	45.498	38.240	241.0	16:11:24.761
3		2:18.308 P	33.685	46.803	57.820	237.3	16:14:33.912	3		2:03.974 P	32.991	47.020	43.963	240.5	16:13:28.735
4		6:42.000	5:08.773	51.440	41.787	162.8	16:21:15.912	4		6:17.890	4:49.073	49.427	39.390	157.8	16:19:46.625
5		2:06.237 P	33.803	46.839	45.595	236.3	16:23:22.149	5		1:56.543	33.012	45.474	38.057	243.7	16:21:43.168
6		6:24.921	4:52.985	50.643	41.293	156.0	16:29:47.070	6		1:56.804	33.031	45.501	38.272	243.2	16:23:39.972
7		1:58.127	33.802	46.283	38.042	236.3	16:31:45.197	7		2:01.061 P	33.069	45.513	42.479	243.7	16:25:41.033
8		1:58.689	33.577	46.687	38.425	240.0	16:33:43.886	8		3:58.294	2:26.685	50.056	41.553	165.3	16:29:39.327
9		1:57.851	33.381	46.177	38.293	239.4	16:35:41.737	9		1:56.274	33.014	45.423	37.837	239.4	16:31:35.601
10		2:16.518 P	33.503	47.175	55.840	242.6	16:37:58.255	10		1:56.415	32.877	45.491	38.047	242.1	16:33:32.016
								11		1:56.985	32.869	45.530	38.586	243.7	16:35:29.001
								12		1:57.097	33.093	45.741	38.263	243.2	16:37:26.098
								13		2:11.201 P	35.341	48.368	47.492	209.3	16:39:37.299

32

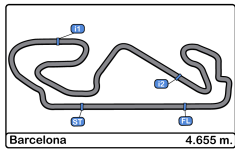
Oliver Taylor

Honda Civic Type R FK7 TCR

Pyro Motorsport

Lap	D	Time	Sector 1	Sector 2	Sector 3	T. Spd	Elapsed
1		16:09:47.249	16:08:14.000	51.607	41.642	125.1	16:09:47.249
2		2:10.045 P	35.474	49.298	45.273	232.7	16:11:57.294
3		8:08.905 P	6:37.142	46.797	44.966	169.2	16:20:06.199
4		3:44.053	2:04.899	56.873	42.281	152.7	16:23:50.252
5		1:55.418	32.679	44.978	37.761	238.9	16:25:45.670
6		1:56.332	32.777	45.300	38.255	240.5	16:27:42.002
7		2:17.096	38.169	51.791	47.136	238.9	16:29:59.098
8		2:02.706	33.057	49.182	40.467	238.9	16:32:01.804
9		1:56.599	32.832	45.270	38.497	236.8	16:33:58.403
10		2:03.867 P	34.428	46.300	43.139	243.2	16:36:02.270





Circuit de Barcelona  
TCR Europe  
Free Practice - 2  
Lap Analysis



42

Stefano Comini

Honda Civic Type R FK7 TCR

88

Maxime Potty

Volkswagen Golf GTI TCR

Autodis Racing by THX

Comtoy Racing

Lap D	Time	Sector 1	Sector 2	Sector 3	T. Spd	Elapsed	Lap D	Time	Sector 1	Sector 2	Sector 3	T. Spd	Elapsed
1	16:09:32.377	16:08:01.367	49.549	41.461	156.0	16:09:32.377	1	16:10:34.175	16:08:46.602	1:01.451	46.122	152.3	16:10:34.175
2	1:58.838	33.354	46.939	38.545	238.9	16:11:31.215	2	2:15.155	39.565	53.360	42.230	198.8	16:12:49.330
3	2:07.198 P	33.265	46.157	47.776	237.3	16:13:38.413	3	2:36.199 P	39.610	59.346	57.243	204.9	16:15:25.529
4	6:35.715	5:11.534	45.989	38.192	162.1	16:20:14.128	4	5:11.002	3:46.729	45.790	38.483	150.2	16:20:36.531
5	2:04.227 P	33.219	46.333	44.675	239.4	16:22:18.355	5	2:23.331 P	36.083	57.406	49.842	219.5	16:22:59.862
6	3:23.798	1:57.804	47.371	38.623	169.0	16:25:42.153	6	3:32.369	2:07.574	46.421	38.374	174.4	16:26:32.231
7	1:57.739	33.036	46.199	38.504	239.4	16:27:39.892	7	2:00.832 P	33.153	45.380	42.299	239.4	16:28:33.063
8	2:01.485 P	33.205	46.176	42.104	237.3	16:29:41.377	8	4:04.805	2:29.962	54.173	40.670	127.6	16:32:37.868
9	3:27.865	2:00.870	48.525	38.470	145.5	16:33:09.242	9	1:54.964	32.496	44.935	37.533	239.4	16:34:32.832
10	1:56.514	32.935	45.613	37.966	236.8	16:35:05.756	10	1:55.349	32.610	44.915	37.824	240.5	16:36:28.181
11	1:56.950	33.029	45.913	38.008	236.8	16:37:02.706	11	2:06.185 P	32.725	45.345	48.115	244.3	16:38:34.366
12	2:02.212 P	33.362	45.944	42.906	238.4	16:39:04.918							

62

Dušan Borkovic

Hyundai i30 N TCR

94

Kris Richard

Hyundai i30 N TCR

Target Competition

Target Competition

Lap D	Time	Sector 1	Sector 2	Sector 3	T. Spd	Elapsed	Lap D	Time	Sector 1	Sector 2	Sector 3	T. Spd	Elapsed
1	16:09:12.441	16:07:46.069	47.896	38.476	125.7	16:09:12.441	1	16:09:15.054	16:07:46.883	47.652	40.519	139.5	16:09:15.054
2	1:56.001	32.931	45.180	37.890	235.8	16:11:08.442	2	1:55.539	32.739	45.145	37.655	238.9	16:11:10.593
3	1:55.764	32.901	45.295	37.568	235.8	16:13:04.206	3	1:55.772	32.986	45.270	37.516	238.9	16:13:06.365
4	2:29.842 P	39.839	56.333	53.670	165.1	16:15:34.048	4	2:30.853 P	39.077	56.520	55.256	185.8	16:15:37.218
5	5:06.433	3:37.038	51.078	38.317	155.8	16:20:40.481	5	5:05.970	3:35.954	50.588	39.428	148.1	16:20:43.188
6	1:54.742	32.444	45.064	37.234	238.4	16:22:35.223	6	1:54.551	32.533	44.611	37.407	238.4	16:22:37.739
7	1:54.929	32.617	44.906	37.406	237.8	16:24:30.152	7	1:55.102	32.627	44.966	37.509	237.3	16:24:32.841
8	1:55.126	32.604	44.945	37.577	237.8	16:26:25.278	8	1:55.045	32.564	44.851	37.630	238.4	16:26:27.886
9	2:10.791	37.179	52.699	40.913	198.5	16:28:36.069	9	1:55.020	32.563	44.783	37.674	238.9	16:28:22.906
10	2:06.522 P	34.713	47.693	44.116	239.4	16:30:42.591	10	2:08.757 P	32.748	48.587	47.422	237.3	16:30:31.663
11	3:56.217	2:28.194	49.284	38.739	114.2	16:34:38.808	11	4:12.280	2:46.783	47.420	38.077	163.8	16:34:43.943
12	1:54.985	32.466	45.008	37.511	239.4	16:36:33.793	12	1:55.334	32.681	44.823	37.830	237.8	16:36:39.277
13	2:20.595 P	37.580	48.517	54.498	241.0	16:38:54.388	13	1:55.230	32.619	44.981	37.630	238.9	16:38:34.507
							14	2:33.606 P	39.690	53.699	1:00.217	155.6	16:41:08.113

69

Jean-Karl Vernay

Audi RS3 LMS TCR

99

Josh Files

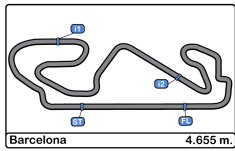
Honda Civic Type R FK7 TCR

Leopard Lukoil Team

Hell Energy Racing with KCMG

Lap D	Time	Sector 1	Sector 2	Sector 3	T. Spd	Elapsed	Lap D	Time	Sector 1	Sector 2	Sector 3	T. Spd	Elapsed
1	16:09:24.623	16:07:54.437	47.585	42.601	151.6	16:09:24.623	1	16:09:14.508	16:07:47.788	47.744	38.976	152.7	16:09:14.508
2	2:03.740 P	34.014	46.891	42.835	242.6	16:11:28.363	2	1:55.545	32.741	45.122	37.682	239.4	16:11:10.053
3	10:20.498	8:55.797	46.311	38.390	158.1	16:21:48.861	3	1:55.597	32.813	45.138	37.646	240.0	16:13:05.650
4	1:55.479	32.693	45.232	37.554	241.6	16:23:44.340	4	2:30.216 P	38.939	56.611	54.666	190.1	16:15:35.866
5	1:57.161	32.845	45.911	38.405	244.3	16:25:41.501	5	4:41.726	3:05.819	47.600	48.307	153.8	16:20:17.592
6	2:10.036 P	32.831	53.088	44.117	243.7	16:27:51.537	6	1:54.795	32.632	44.953	37.210	240.5	16:22:12.387
7	4:39.650	3:09.316	46.489	43.845	157.8	16:32:31.187	7	1:55.346	32.523	45.170	37.653	240.5	16:24:07.733
8	1:54.623	32.437	44.759	37.427	242.6	16:34:25.810	8	2:04.955 P	32.750	45.749	46.456	242.1	16:26:12.688
9	2:01.004	34.543	47.810	38.651	245.4	16:36:26.814	9	4:52.252	3:28.196	46.015	38.041	131.8	16:31:04.940
10	2:09.660 P	33.143	48.169	48.348	244.3	16:38:36.474	10	1:57.308	32.695	46.496	38.117	239.4	16:33:02.248
							11	1:56.628	32.849	45.820	37.959	241.0	16:34:58.876
							12	1:55.876	32.779	45.100	37.997	239.4	16:36:54.752
							13	2:07.702 P	32.818	46.548	48.336	242.1	16:39:02.454





# Circuit de Barcelona

## TCR Europe

### Free Practice - 2

#### Lap Analysis



# 111

Nikola Miljković

Cupra TCR

# 223

Nathanaël Berthon

Audi RS3 LMS TCR

LEIN Racing

Comtoy Racing

Lap	D	Time	Sector 1	Sector 2	Sector 3	T. Spd	Elapsed	Lap	D	Time	Sector 1	Sector 2	Sector 3	T. Spd	Elapsed
1		16:10:17.882	16:08:39.809	56.117	41.956	108.7	16:10:17.882	1		16:10:33.209	16:08:45.671	1:00.807	46.731	130.2	16:10:33.209
2		2:07.757	36.992	50.828	39.937	216.8	16:12:25.639	2		2:15.369	39.982	52.937	42.450	196.7	16:12:48.578
3		2:17.890	P 33.340	46.138	58.412	238.4	16:14:43.529	3		2:35.508	P 39.050	56.328	1:00.130	207.2	16:15:24.086
4		5:19.993	3:51.099	50.131	38.763	154.9	16:20:03.522	4		8:03.551	6:27.579	50.842	45.130	151.6	16:23:27.637
5		<b>1:57.096</b>	33.146	<b>45.807</b>	<b>38.143</b>	240.5	16:22:00.618	5		<b>1:55.561</b>	32.691	<b>45.108</b>	<b>37.762</b>	241.0	16:25:23.198
6		1:57.560	<b>33.090</b>	46.108	38.362	241.6	16:23:58.178	6		1:55.818	<b>32.545</b>	45.369	37.904	244.3	16:27:19.016
7		1:58.251	33.388	45.920	38.943	241.6	16:25:56.429	7		2:05.237	P 32.730	45.366	47.141	243.2	16:29:24.253
8		2:34.164	P 37.460	56.590	1:00.114	212.1	16:28:30.593	8		4:28.811	2:53.451	50.273	45.087	161.4	16:33:53.064
9		3:39.567	2:12.929	47.682	38.956	166.6	16:32:10.160	9		1:55.927	32.670	45.176	38.081	243.7	16:35:48.991
10		1:58.955	33.594	46.648	38.713	240.5	16:34:09.115	10		2:07.767	P 32.816	45.982	48.969	244.3	16:37:56.758
11		1:59.110	33.540	46.456	39.114	242.1	16:36:08.225								
12		2:20.832	P 36.968	47.102	56.762	241.6	16:38:29.057								

# 555

Norbert Michelisz

Hyundai i30 N TCR

M1RA

# 116

Ashley Sutton

Volkswagen Golf GTI TCR

WestCoast Racing

Lap	D	Time	Sector 1	Sector 2	Sector 3	T. Spd	Elapsed	Lap	D	Time	Sector 1	Sector 2	Sector 3	T. Spd	Elapsed
1		16:09:54.767	16:08:24.551	51.276	38.940	133.9	16:09:54.767	1		16:09:32.157	P 16:07:54.880	47.901	49.376	143.0	16:09:32.157
2		1:56.254	32.920	45.021	38.313	237.3	16:11:51.021	2		4:55.245	P 3:12.714	46.653	55.878	158.5	16:14:27.402
3		2:12.072	P 32.633	<b>44.859</b>	54.580	242.6	16:14:03.093	3		5:16.143	3:51.284	46.392	38.467	169.8	16:19:43.545
4		6:30.721	5:03.827	48.217	38.677	166.1	16:20:33.814	4		1:55.403	32.999	<b>44.902</b>	<b>37.502</b>	235.2	16:21:38.948
5		<b>1:55.277</b>	<b>32.459</b>	45.001	37.817	241.6	16:22:29.091	5		1:55.379	32.682	45.005	37.692	237.3	16:23:34.327
6		1:55.472	32.791	44.978	37.703	241.6	16:24:24.563	6		<b>1:55.087</b>	<b>32.624</b>	44.936	37.527	240.5	16:25:29.414
7		2:07.228	P 32.881	47.676	46.671	242.6	16:26:31.791	7		2:07.130	P 33.338	47.139	46.653	240.0	16:27:36.544
8		4:59.975	3:32.824	47.803	39.348	164.8	16:31:31.766	8		6:18.308	4:50.502	48.055	39.751	162.8	16:33:54.852
9		1:55.278	32.831	45.051	<b>37.396</b>	241.6	16:33:27.044	9		1:55.456	32.752	45.073	37.631	240.5	16:35:50.308
10		2:10.093	P 33.019	48.470	48.604	244.8	16:35:37.137	10		1:59.351	32.954	45.174	41.223	242.1	16:37:49.659
11		2:55.674	P 1:06.519	49.724	59.431	164.8	16:38:32.811	11		2:19.447	P 32.654	50.134	56.659	240.5	16:40:09.106

# 909

Mike Halder

Honda Civic Type R FK7 TCR

Hell Energy Racing with KCMG

# 126

Jessica Bäckman

Volkswagen Golf GTI TCR

WestCoast Racing

Lap	D	Time	Sector 1	Sector 2	Sector 3	T. Spd	Elapsed	Lap	D	Time	Sector 1	Sector 2	Sector 3	T. Spd	Elapsed
1		16:10:06.421	P 16:08:24.992	52.172	49.257	130.1	16:10:06.421	1		16:09:22.687	16:07:52.967	48.396	41.324	145.1	16:09:22.687
2		4:16.827	P 2:32.941	49.591	54.295	113.2	16:14:23.248	2		<b>1:55.309</b>	<b>32.817</b>	<b>45.168</b>	<b>37.324</b>	239.4	16:11:17.996
3		5:35.559	4:09.811	47.574	38.174	164.8	16:19:58.807	3		1:55.861	33.142	45.269	37.450	241.6	16:13:13.857
4		1:56.538	32.994	45.460	38.084	238.9	16:21:55.345	4		2:32.255	P 39.514	56.163	56.578	166.9	16:15:46.112
5		1:56.408	32.926	45.568	37.914	238.4	16:23:51.753								
6		1:57.174	33.097	45.436	38.641	242.1	16:25:48.927								
7		2:05.139	P 34.297	45.747	45.095	203.0	16:27:54.066								
8		3:02.230	P 1:28.570	45.904	47.756	160.0	16:30:56.296								
9		3:23.067	1:58.429	46.199	38.439	119.6	16:34:19.363								
10		<b>1:55.751</b>	32.806	45.249	<b>37.696</b>	240.0	16:36:15.114								
11		1:56.098	<b>32.614</b>	<b>45.166</b>	38.318	243.2	16:38:11.212								
12		2:26.756	P 35.814	51.875	59.067	207.2	16:40:37.968								

# 999

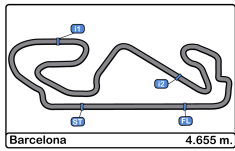
Dániel Nagy

Hyundai i30 N TCR

M1RA

Lap	D	Time	Sector 1	Sector 2	Sector 3	T. Spd	Elapsed	Lap	D	Time	Sector 1	Sector 2	Sector 3	T. Spd	Elapsed
1		16:09:33.227	P 16:07:55.334	48.374	49.519	161.9	16:09:33.227	1		16:09:33.227	P 16:07:55.334	48.374	49.519	161.9	16:09:33.227
2		4:56.027	P 3:12.373	47.101	56.553	164.1	16:14:29.254	2		4:56.027	P 3:12.373	47.101	56.553	164.1	16:14:29.254
3		5:15.835	3:51.317	45.496	39.022	170.0	16:19:45.089	3		5:15.835	3:51.317	45.496	39.022	170.0	16:19:45.089
4		1:55.794	32.942	45.245	37.607	237.8	16:21:40.883	4		1:55.794	32.942	45.245	37.607	237.8	16:21:40.883
5		1:55.816	32.890	45.240	37.686	238.9	16:23:36.699	5		1:55.816	32.890	45.240	37.686	238.9	16:23:36.699
6		2:22.004	P 50.806	46.532	44.666	240.0	16:25:58.703	6		2:22.004	P 50.806	46.532	44.666	240.0	16:25:58.703
7		6:27.210	4:58.292	47.070	41.848	161.1	16:32:25.913	7		6:27.210	4:58.292	47.070	41.848	161.1	16:32:25.913
8		<b>1:55.320</b>	<b>32.832</b>	<b>45.030</b>	<b>37.458</b>	236.3	16:34:21.233	8		<b>1:55.320</b>	<b>32.832</b>	<b>45.030</b>	<b>37.458</b>	236.3	16:34:21.233
9		1:55.715	32.833	45.124	37.758	240.0	16:36:16.948	9		1:55.715	32.833	45.124	37.758	240.0	16:36:16.948
10		2:13.552	P 32.910	45.112	55.530	241.0	16:38:30.500	10		2:13.552	P 32.910	45.112	55.530	241.0	16:38:30.500





# Circuit de Barcelona

## TCR Europe

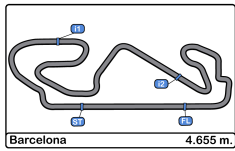
### Free Practice - 2

#### Best Sectors Results



Sector - 1			Sector - 2			Sector - 3			Ideal Lap vs Best Lap						
Clas	Nº	Driver	Time	Nº	Driver	Time	Nº	Driver	Time	Clas	Nº	Driver	Ideal Lap	Best Lap	Clas
1	25	Mikel Azcona	32.394	9	Attila Tassi	44.503	9	Attila Tassi	37.198	1	9	Attila Tassi	1:54.137	1:54.273	1
2	9	Attila Tassi	32.436	4	Julien Briché	44.598	99	Josh Files	37.210	2	4	Julien Briché	1:54.430	1:54.434	2
3	69	Jean-Karl Vernay	32.437	94	Kris Richard	44.611	62	Dušan Borkovic	37.234	3	25	Mikel Azcona	1:54.489	1:54.867	7
4	62	Dušan Borkovic	32.444	25	Mikel Azcona	44.678	4	Julien Briché	37.277	4	94	Kris Richard	1:54.551	1:54.551	3
5	11	Ashley Sutton	32.459	69	Jean-Karl Vernay	44.759	909	Mike Halder	37.324	5	62	Dušan Borkovic	1:54.584	1:54.742	5
6	88	Maxime Potty	32.496	116	Ashley Sutton	44.859	116	Ashley Sutton	37.396	6	69	Jean-Karl Vernay	1:54.623	1:54.623	4
7	99	Josh Files	32.523	555	Norbert Michelisz	44.902	94	Kris Richard	37.407	7	99	Josh Files	1:54.686	1:54.795	6
8	94	Kris Richard	32.533	62	Dušan Borkovic	44.906	25	Mikel Azcona	37.417	8	116	Ashley Sutton	1:54.714	1:55.277	10
9	22	Nathanaël Berthon	32.545	88	Maxime Potty	44.915	69	Jean-Karl Vernay	37.427	9	88	Maxime Potty	1:54.944	1:54.964	8
10	4	Julien Briché	32.555	99	Josh Files	44.953	999	Dániel Nagy	37.458	10	555	Norbert Michelisz	1:55.028	1:55.087	9
11	12	Jessica Bäckman	32.614	32	Oliver Taylor	44.978	19	Andreas Bäckman	37.486	11	19	Andreas Bäckman	1:55.154	1:55.319	13
12	55	Norbert Michelisz	32.624	8	Reece Barr	44.979	555	Norbert Michelisz	37.502	12	8	Reece Barr	1:55.274	1:55.294	11
13	19	Andreas Bäckman	32.661	19	Andreas Bäckman	45.007	88	Maxime Potty	37.533	13	909	Mike Halder	1:55.309	1:55.309	12
14	32	Oliver Taylor	32.679	999	Dániel Nagy	45.030	5	Klim Gavrilov	37.599	14	999	Dániel Nagy	1:55.320	1:55.320	14
15	8	Reece Barr	32.684	15	Peter Terting	45.031	15	Peter Terting	37.602	15	15	Peter Terting	1:55.398	1:55.799	19
16	27	Enrique Hernando	32.711	23	Francisco Abreu	45.084	8	Reece Barr	37.611	16	223	Nathanaël Berthon	1:55.415	1:55.561	16
17	22	Petr Fulín	32.713	223	Nathanaël Berthon	45.108	10	Viktor Davidovski	37.626	17	32	Oliver Taylor	1:55.418	1:55.418	15
18	23	Francisco Abreu	32.750	126	Jessica Bäckman	45.166	126	Jessica Bäckman	37.696	18	126	Jessica Bäckman	1:55.476	1:55.751	18
19	15	Peter Terting	32.765	5	Klim Gavrilov	45.166	34	Stian Paulsen	37.743	19	5	Klim Gavrilov	1:55.533	1:55.600	17
20	5	Klim Gavrilov	32.768	909	Mike Halder	45.168	32	Oliver Taylor	37.761	20	10	Viktor Davidovski	1:55.803	1:55.803	20
21	11	Jens Reno Møller	32.805	34	Stian Paulsen	45.247	223	Nathanaël Berthon	37.762	21	34	Stian Paulsen	1:55.827	1:56.001	22
22	90	Mike Halder	32.817	10	Viktor Davidovski	45.329	38	Danny Kroes	37.837	22	23	Francisco Abreu	1:55.849	1:56.049	23
23	99	Dániel Nagy	32.832	22	Petr Fulín	45.342	22	Petr Fulín	37.851	23	22	Petr Fulín	1:55.906	1:55.981	21
24	34	Stian Paulsen	32.837	11	Jens Reno Møller	45.418	27	Enrique Hernando	37.857	24	38	Danny Kroes	1:56.129	1:56.274	25
25	10	Viktor Davidovski	32.848	38	Danny Kroes	45.423	11	Jens Reno Møller	37.951	25	11	Jens Reno Møller	1:56.174	1:56.174	24
26	38	Danny Kroes	32.869	42	Stefano Comini	45.613	42	Stefano Comini	37.966	26	27	Enrique Hernando	1:56.222	1:57.910	31
27	42	Stefano Comini	32.935	35	Munkong Sathienthirakul	45.649	23	Francisco Abreu	38.015	27	42	Stefano Comini	1:56.514	1:56.514	26
28	35	Munkong Sathienthirakul	33.077	27	Enrique Hernando	45.654	28	Jean-Laurent Navarr	38.042	28	35	Munkong Sathienthir	1:56.850	1:57.422	28
29	17	Martin Ryba	33.078	111	Nikola Miljković	45.807	21	Marie Baus-Coppen	38.069	29	111	Nikola Miljković	1:57.040	1:57.096	27
30	11	Nikola Miljković	33.090	17	Martin Ryba	45.947	35	Munkong Sathienthirakul	38.124	30	17	Martin Ryba	1:57.219	1:58.086	32
31	28	Jean-Laurent Navarr	33.381	21	Marie Baus-Coppen	46.078	111	Nikola Miljković	38.143	31	28	Jean-Laurent Navarr	1:57.600	1:57.851	30
32	21	Marie Baus-Coppen	33.482	28	Jean-Laurent Navarr	46.177	17	Martin Ryba	38.194	32	21	Marie Baus-Coppen	1:57.629	1:57.643	29





# Circuit de Barcelona

## TCR Europe

### Free Practice - 2

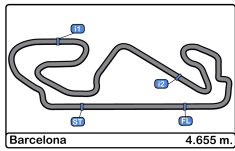
#### Best 5 Lap Times



Cls	Nº	Driver	Nat	Team	Nat	Vehicle	Best 1		Best 2		Best 3		Best 4		Best 5	
							Time	Lap	Time	Lap	Time	Lap	Time	Lap	Time	Lap
1	9	Attila Tassi	HUN	Hell Energy Racing with KCMG	HUN	Honda Civic Type R FK7 TCR	1:54.273	2	1:54.809	5	1:55.287	8	2:00.593	3	2:01.303	9
2	4	Julien Briché	FRA	JSB Compétition	FRA	Peugeot 308 TCR	1:54.434	5	1:55.017	11	1:55.043	8	1:55.070	7	1:55.645	2
3	94	Kris Richard	SUI	Target Competition	SUI	Hyundai i30 N TCR	1:54.551	6	1:55.020	9	1:55.045	8	1:55.102	7	1:55.230	13
4	69	Jean-Karl Vernay	FRA	Leopard Lukoil Team	FRA	Audi RS3 LMS TCR	1:54.623	8	1:55.479	4	1:57.161	5	2:01.004	9	2:03.740	2
5	62	Dušan Borkovic	SRB	Target Competition	SRB	Hyundai i30 N TCR	1:54.742	6	1:54.929	7	1:54.985	12	1:55.126	8	1:55.764	3
6	99	Josh Files	GBR	Hell Energy Racing with KCMG	GBR	Honda Civic Type R FK7 TCR	1:54.795	6	1:55.346	7	1:55.545	2	1:55.597	3	1:55.876	12
7	25	Mikel Azcona	ESP	PCR Sport	ESP	Cupra TCR	1:54.867	9	1:55.384	2	1:55.527	6	2:01.999	7	2:15.988	10
8	88	Maxime Potty	BEL	Comtoy Racing	BEL	Volkswagen Golf GTI TCR	1:54.964	9	1:55.349	10	2:00.832	7	2:06.185	11	2:15.155	2
9	555	Norbert Michelisz	HUN	M1RA	HUN	Hyundai i30 N TCR	1:55.087	6	1:55.379	5	1:55.403	4	1:55.456	9	1:59.351	10
10	116	Ashley Sutton	GBR	WestCoast Racing	GBR	Volkswagen Golf GTI TCR	1:55.277	5	1:55.278	9	1:55.472	6	1:56.254	2	2:07.228	7
11	8	Reece Barr	IRE	Target Competition	IRE	Hyundai i30 N TCR	1:55.294	6	1:55.520	7	1:55.906	8	1:56.046	3	1:57.778	9
12	909	Mike Halder	GER	Hell Energy Racing with KCMG	GER	Honda Civic Type R FK7 TCR	1:55.309	2	1:55.861	3						
13	19	Andreas Bäckman	SW	WestCoast Racing	SW	Volkswagen Golf GTI TCR	1:55.319	9	1:55.801	5	1:56.594	6	1:57.909	2	2:03.844	7
14	999	Dániel Nagy	HUN	M1RA	HUN	Hyundai i30 N TCR	1:55.320	8	1:55.715	9	1:55.794	4	1:55.816	5	2:13.552	10
15	32	Oliver Taylor	GBR	Pyro Motorsport	GBR	Honda Civic Type R FK7 TCR	1:55.418	5	1:56.332	6	1:56.599	9	2:02.706	8	2:03.867	10
16	223	Nathanaël Berthon	FRA	Comtoy Racing	FRA	Audi RS3 LMS TCR	1:55.561	5	1:55.818	6	1:55.927	9	2:05.237	7	2:07.767	10
17	5	Klim Gavrilov	RUS	LTA Rally	RUS	Volkswagen Golf GTI TCR	1:55.600	10	1:56.623	6	1:56.762	5	1:57.185	2	1:57.585	12
18	126	Jessica Bäckman	SW	WestCoast Racing	SW	Volkswagen Golf GTI TCR	1:55.751	10	1:56.098	11	1:56.408	5	1:56.538	4	1:57.174	6
19	15	Peter Terting	GER	Target Competition	GER	Hyundai i30 N TCR	1:55.799	8	1:55.808	9	1:55.926	6	1:56.102	12	1:56.207	2
20	10	Viktor Davidovski	MKD	PSS Racing Team	MKD	Honda Civic Type R FK7 TCR	1:55.803	5	1:56.303	10	1:56.745	6	1:56.763	12	1:56.972	13
21	22	Petr Fulín	CZE	Fulin Race Academy	CZE	Cupra TCR	1:55.981	10	1:56.494	6	1:56.662	5	1:56.905	12	1:56.926	2
22	34	Stian Paulsen	NOR	Stian Paulsen Racing	NOR	Cupra TCR	1:56.001	7	1:56.669	2	2:12.897	5	2:15.226	8	7:04.762	4
23	23	Francisco Abreu	POR	Sports & You	POR	Peugeot 308 TCR	1:56.049	8	1:56.302	9	1:56.461	5	1:56.932	10	1:57.782	12
24	11	Jens Reno Møller	DEN	Reno Racing	DEN	Honda Civic Type R FK7 TCR	1:56.174	10	1:56.671	5	1:56.714	6	2:02.410	7	2:08.240	11
25	38	Danny Kroes	NED	PCR Sport	NED	Cupra TCR	1:56.274	9	1:56.415	10	1:56.543	5	1:56.804	6	1:56.985	2
26	42	Stefano Comini	SUI	Autodis Racing by THX	SUI	Honda Civic Type R FK7 TCR	1:56.514	10	1:56.950	11	1:57.739	7	1:58.838	2	2:01.485	8
27	111	Nikola Miljković	SRB	LEIN Racing	SRB	Cupra TCR	1:57.096	5	1:57.560	6	1:58.251	7	1:58.955	10	1:59.110	11
28	35	Munkong	THA	Monlau Competición	THA	Cupra TCR	1:57.422	11	1:57.704	5	1:58.165	8	2:00.691	2	2:07.720	6
29	21	Marie	FRA	JSB Compétition	FRA	Cupra TCR DSG	1:57.643	6	1:58.131	5	1:58.491	8	1:59.126	2	2:00.124	7
30	28	Jean-Laurent	FRA	MN Développement	FRA	Volkswagen Golf GTI TCR	1:57.851	9	1:58.127	7	1:58.468	2	1:58.689	8	2:06.237	5
31	27	Enrique Hernando	ESP	Sports & You	ESP	Peugeot 308 TCR	1:57.910	5	1:58.913	6	1:59.175	9	2:00.003	10	2:05.529	7
32	17	Martin Ryba	SVK	Brutal Fish Racing Team	SVK	Volkswagen Golf GTI TCR	1:58.086	8	1:58.507	10	1:59.075	9	2:00.099	7	2:01.813	2







# Circuit de Barcelona

## TCR Europe

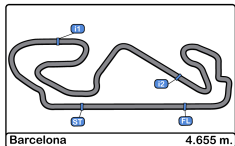
### Free Practice - 2

#### Best 5 Top Speeds



Cls	Nº	Driver	Nat	Team	Nat	Vehicle	Top 1		Top 2		Top 3		Top 4		Top 5		Avg
							Km/h	Lap	Km/h	Lap	Km/h	Lap	Km/h	Lap	Km/h	Lap	
1	25	Mikel Azcona	ESP	PCR Sport	ESP	Cupra TCR	246.5	7	246.5	10	244.8	9	244.3	3	243.2	2	245.1
2	23	Francisco Abreu	POR	Sports & You	POR	Peugeot 308 TCR	245.4	6	244.3	12	244.3	13	243.7	2	243.7	5	244.3
3	69	Jean-Karl Vernay	FRA	Leopard Lukoil Team	FRA	Audi RS3 LMS TCR	245.4	9	244.3	5	244.3	10	243.7	6	242.6	2	244.1
4	116	Ashley Sutton	GBR	WestCoast Racing	GBR	Volkswagen Golf GTI TCR	244.8	10	242.6	3	242.6	7	241.6	5	241.6	6	242.7
5	22	Petr Fulín	CZE	Fulin Race Academy	CZE	Cupra TCR	244.3	11	243.7	12	242.6	7	242.1	8	242.1	13	243.0
6	27	Enrique Hernando	ESP	Sports & You	ESP	Peugeot 308 TCR	244.3	11	243.2	9	243.2	10	242.6	6	242.1	3	243.1
7	34	Stian Paulsen	NOR	Stian Paulsen Racing	NOR	Cupra TCR	244.3	2	243.7	5	243.2	8	241.6	3	240.5	7	242.7
8	88	Maxime Potty	BEL	Comtoy Racing	BEL	Volkswagen Golf GTI TCR	244.3	11	240.5	10	239.4	7	239.4	9	219.5	5	236.6
9	223	Nathanaël Berthon	FRA	Comtoy Racing	FRA	Audi RS3 LMS TCR	244.3	6	244.3	10	243.7	9	243.2	7	241.0	5	243.3
10	4	Julien Briché	FRA	JSB Compétition	FRA	Peugeot 308 TCR	243.7	3	243.7	9	243.2	2	242.1	8	242.1	11	243.0
11	38	Danny Kroes	NED	PCR Sport	NED	Cupra TCR	243.7	5	243.7	7	243.7	11	243.2	6	243.2	12	243.5
12	10	Viktor Davidovski	MKD	PSS Racing Team	MKD	Honda Civic Type R FK7 TCR	243.2	6	243.2	7	242.6	8	241.6	10	240.5	5	242.2
13	11	Jens Reno Møller	DEN	Reno Racing	DEN	Honda Civic Type R FK7 TCR	243.2	7	242.1	6	241.6	5	240.0	11	239.4	10	241.2
14	19	Andreas Bäckman	SW	WestCoast Racing	SW	Volkswagen Golf GTI TCR	243.2	6	242.6	7	241.6	11	241.0	9	240.5	3	241.8
15	21	Marie	FRA	JSB Compétition	FRA	Cupra TCR DSG	243.2	12	242.1	11	240.5	2	240.5	3	240.0	6	241.2
16	32	Oliver Taylor	GBR	Pyro Motorsport	GBR	Honda Civic Type R FK7 TCR	243.2	10	240.5	6	238.9	5	238.9	7	238.9	8	240.1
17	126	Jessica Bäckman	SW	WestCoast Racing	SW	Volkswagen Golf GTI TCR	243.2	11	242.1	6	240.0	10	238.9	4	238.4	5	240.5
18	28	Jean-Laurent	FRA	MN Développement	FRA	Volkswagen Golf GTI TCR	242.6	10	240.0	8	239.4	9	237.3	3	236.3	5	239.1
19	35	Munkong	THA	Monlau Competición	THA	Cupra TCR	242.6	11	241.6	3	241.6	5	241.0	8	240.5	6	241.5
20	99	Josh Files	GBR	Hell Energy Racing with KCMG	GBR	Honda Civic Type R FK7 TCR	242.1	8	242.1	13	241.0	11	240.5	6	240.5	7	241.2
21	111	Nikola Miljković	SRB	LEIN Racing	SRB	Cupra TCR	242.1	11	241.6	6	241.6	7	241.6	12	240.5	5	241.5
22	555	Norbert Michelisz	HUN	M1RA	HUN	Hyundai i30 N TCR	242.1	10	240.5	6	240.5	9	240.5	11	240.0	7	240.7
23	9	Attila Tassi	HUN	Hell Energy Racing with KCMG	HUN	Honda Civic Type R FK7 TCR	241.6	3	241.6	9	240.0	2	240.0	5	240.0	6	240.6
24	15	Peter Terting	GER	Target Competition	GER	Hyundai i30 N TCR	241.6	12	239.4	2	238.9	7	237.8	10	237.8	13	239.1
25	909	Mike Halder	GER	Hell Energy Racing with KCMG	GER	Honda Civic Type R FK7 TCR	241.6	3	239.4	2	166.9	4	145.1	1			198.2
26	5	Klim Gavrilov	RUS	LTA Rally	RUS	Volkswagen Golf GTI TCR	241.0	11	241.0	12	240.5	2	240.5	7	240.0	3	240.6
27	62	Dušan Borkovic	SRB	Target Competition	SRB	Hyundai i30 N TCR	241.0	13	239.4	10	239.4	12	238.4	6	237.8	7	239.2
28	999	Dániel Nagy	HUN	M1RA	HUN	Hyundai i30 N TCR	241.0	10	240.0	6	240.0	9	238.9	5	237.8	4	239.5
29	8	Reece Barr	IRE	Target Competition	IRE	Hyundai i30 N TCR	240.5	9	240.0	7	239.4	3	239.4	8	238.9	2	239.6
30	17	Martin Ryba	SVK	Brutal Fish Racing Team	SVK	Volkswagen Golf GTI TCR	240.5	5	240.0	3	239.4	8	238.9	9	238.9	10	239.5
31	42	Stefano Comini	SUI	Autodis Racing by THX	SUI	Honda Civic Type R FK7 TCR	239.4	5	239.4	7	238.9	2	238.4	12	237.3	3	238.7
32	94	Kris Richard	SUI	Target Competition	SUI	Hyundai i30 N TCR	238.9	2	238.9	3	238.9	9	238.9	13	238.4	6	238.8



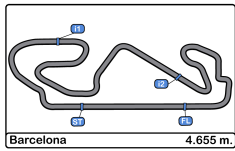


Circuit de Barcelona  
 TCR Europe  
 Free Practice - 2  
 Fastest Laps Sequence



Lap	Time of Day	Session Time	Nº	Driver	Nat	Team	Nat	Vehicle	Time	Km/h
2	16:11:08.442	4:08.442	62	Dušan Borkovic	SRB	Target Competition	SRB	Hyundai i30 N TCR	1:56.001	144.4
2	16:11:10.053	4:10.053	99	Josh Files	GBR	Hell Energy Racing with KCMG	GBR	Honda Civic Type R FK7 TCR	1:55.545	145.0
2	16:11:10.593	4:10.593	94	Kris Richard	SUI	Target Competition	SUI	Hyundai i30 N TCR	1:55.539	145.0
2	16:11:11.906	4:11.906	9	Attila Tassi	HUN	Hell Energy Racing with KCMG	HUN	Honda Civic Type R FK7 TCR	1:54.273	146.6





Circuit de Barcelona

TCR Europe

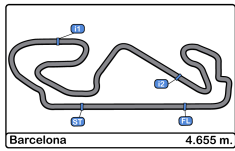
Free Practice - 2

Event Best Maximum Speed



Nº	Driver	Nat	Team	Nat	Vehicle	Km/h	Session
69	Jean-Karl Vernay	FRA	Leopard Lukoil Team	FRA	Audi RS3 LMS TCR	247.7	Free Practice - 1
25	Mikel Azcona	ESP	PCR Sport	ESP	Cupra TCR	247.1	Free Practice - 1
23	Francisco Abreu	POR	Sports & You	POR	Peugeot 308 TCR	246.5	Free Practice - 1
27	Enrique Hernand	ESP	Sports & You	ESP	Peugeot 308 TCR	246.0	Free Practice - 1
62	Dušan Borkovic	SRB	Target Competition	SRB	Hyundai i30 N TCR	246.0	Free Practice - 1
34	Stian Paulsen	NOR	Stian Paulsen Racing	NOR	Cupra TCR	245.4	Free Practice - 1
223	Nathanaël Bertho	FRA	Comtoyou Racing	FRA	Audi RS3 LMS TCR	245.4	Free Practice - 1
4	Julien Briche	FRA	JSB Compétition	FRA	Peugeot 308 TCR	244.8	Free Practice - 1
116	Ashley Sutton	GBR	WestCoast Racing	GBR	Volkswagen Golf GTI TCR	244.8	Free Practice - 2
38	Danny Kroes	NED	PCR Sport	NED	Cupra TCR	244.3	Free Practice - 1
22	Petr Fulín	CZE	Fulin Race Academy	CZE	Cupra TCR	244.3	Free Practice - 2
88	Maxime Potty	BEL	Comtoyou Racing	BEL	Volkswagen Golf GTI TCR	244.3	Free Practice - 2
17	Martin Ryba	SVK	Brutal Fish Racing Team	SVK	Volkswagen Golf GTI TCR	243.7	Free Practice - 1
10	Viktor Davidovski	MKD	PSS Racing Team	MKD	Honda Civic Type R FK7 TCR	243.2	Free Practice - 1
21	Marie Baus-Cop	FRA	JSB Compétition	FRA	Cupra TCR DSG	243.2	Free Practice - 1
19	Andreas Bäckma	SWE	WestCoast Racing	SWE	Volkswagen Golf GTI TCR	243.2	Free Practice - 2
11	Jens Reno Møller	DEN	Reno Racing	DEN	Honda Civic Type R FK7 TCR	243.2	Free Practice - 2
32	Oliver Taylor	GBR	Pyro Motorsport	GBR	Honda Civic Type R FK7 TCR	243.2	Free Practice - 2
126	Jessica Bäckman	SWE	WestCoast Racing	SWE	Volkswagen Golf GTI TCR	243.2	Free Practice - 2
99	Josh Files	GBR	Hell Energy Racing with KCMG	GBR	Honda Civic Type R FK7 TCR	242.6	Free Practice - 1
909	Mike Halder	GER	Hell Energy Racing with KCMG	GER	Honda Civic Type R FK7 TCR	242.6	Free Practice - 1
35	Munkong Sathien	THA	Monlau Competición	THA	Cupra TCR	242.6	Free Practice - 1
28	Jean-Laurent Nav	FRA	MN Développement	FRA	Volkswagen Golf GTI TCR	242.6	Free Practice - 2
8	Reece Barr	IRE	Target Competition	IRE	Hyundai i30 N TCR	242.1	Free Practice - 1
5	Klim Gavrilov	RUS	LTA Rally	RUS	Volkswagen Golf GTI TCR	242.1	Free Practice - 1
111	Nikola Miljković	SRB	LEIN Racing	SRB	Cupra TCR	242.1	Free Practice - 2
555	Norbert Michelisz	HUN	M1RA	HUN	Hyundai i30 N TCR	242.1	Free Practice - 2
9	Attila Tassi	HUN	Hell Energy Racing with KCMG	HUN	Honda Civic Type R FK7 TCR	241.6	Free Practice - 2
15	Peter Terting	GER	Target Competition	GER	Hyundai i30 N TCR	241.6	Free Practice - 2
94	Kris Richard	SUI	Target Competition	SUI	Hyundai i30 N TCR	241.0	Free Practice - 1
999	Dániel Nagy	HUN	M1RA	HUN	Hyundai i30 N TCR	241.0	Free Practice - 2
42	Stefano Comini	SUI	Autodis Racing by THX	SUI	Honda Civic Type R FK7 TCR	239.4	Free Practice - 2





# Circuit de Barcelona

## TCR Europe

### Free Practice - 2

### Pit Stop Analysis



4 Julien Briché Peugeot JSB Compétition

Peugeot 308 TCR

Nr.	In Day Time	In Time	Out Time	Pit Time	T. Pit Time	Handicap	Penalty
1	16:13:37.975	16:13:37.975	16:18:46.429	5:08.454	5:08.454		
2	16:30:51.738	16:30:51.738	16:32:54.658	2:02.920	7:11.374		

5 Klim Gavrilov Volkswagen LTA Rally

Volkswagen Golf GTI TCR

Nr.	In Day Time	In Time	Out Time	Pit Time	T. Pit Time	Handicap	Penalty
1	16:14:08.956	16:14:08.956	16:18:02.231	3:53.275	3:53.275		
2	16:26:08.111	16:26:08.111	16:28:10.870	2:02.759	5:56.034		

8 Reece Barr Hyundai Target Competition

Hyundai i30 N TCR

Nr.	In Day Time	In Time	Out Time	Pit Time	T. Pit Time	Handicap	Penalty
1	16:15:39.664	16:15:39.664	16:19:41.695	4:02.031	4:02.031		
2	16:31:43.543	16:31:43.543	16:33:54.294	2:10.751	6:12.782		

9 Attila Tassi Honda Hell Energy Racing with KCMG

Honda Civic Type R FK7 TCR

Nr.	In Day Time	In Time	Out Time	Pit Time	T. Pit Time	Handicap	Penalty
1	16:13:10.084	16:13:10.084	16:18:22.015	5:11.931	5:11.931		
2	16:24:20.406	16:24:20.406	16:27:19.538	2:59.132	8:11.063		
3	16:33:47.649	16:33:47.649	16:35:13.267	1:25.618	9:36.681		

10 Viktor Davidovski Honda PSS Racing Team

Honda Civic Type R FK7 TCR

Nr.	In Day Time	In Time	Out Time	Pit Time	T. Pit Time	Handicap	Penalty
1	16:14:02.089	16:14:02.089	16:17:49.562	3:47.473	3:47.473		

11 Jens Reno Møller Honda Reno Racing

Honda Civic Type R FK7 TCR

Nr.	In Day Time	In Time	Out Time	Pit Time	T. Pit Time	Handicap	Penalty
1	16:09:36.843	16:09:36.843	16:10:02.961	26.118	26.118		
2	16:14:33.497	16:14:33.497	16:17:47.731	3:14.234	3:40.352		
3	16:25:40.713	16:25:40.713	16:28:12.362	2:31.649	6:12.001		
4	16:30:17.432	16:30:17.432	16:31:42.636	1:25.204	7:37.205		

15 Peter Terting Hyundai Target Competition

Hyundai i30 N TCR

Nr.	In Day Time	In Time	Out Time	Pit Time	T. Pit Time	Handicap	Penalty
1	16:15:36.767	16:15:36.767	16:18:54.017	3:17.250	3:17.250		
2	16:31:07.786	16:31:07.786	16:33:44.139	2:36.353	5:53.603		

17 Martin Ryba Volkswagen Brutal Fish Racing Team

Volkswagen Golf GTI TCR

Nr.	In Day Time	In Time	Out Time	Pit Time	T. Pit Time	Handicap	Penalty
1	16:18:39.464	16:18:39.464	16:21:02.765	2:23.301	2:23.301		
2	16:25:21.344	16:25:21.344	16:27:51.838	2:30.494	4:53.795		

19 Andreas Bäckman Volkswagen WestCoast Racing

Volkswagen Golf GTI TCR

Nr.	In Day Time	In Time	Out Time	Pit Time	T. Pit Time	Handicap	Penalty
1	16:14:50.315	16:14:50.315	16:18:40.447	3:50.132	3:50.132		

2 16:27:27.647 16:27:27.647 16:30:17.827 2:50.180 6:40.312

21 Marie Baus-Coppens Cupra JSB Compétition

Cupra TCR DSG

Nr.	In Day Time	In Time	Out Time	Pit Time	T. Pit Time	Handicap	Penalty
1	16:13:45.605	16:13:45.605	16:18:20.406	4:34.801	4:34.801		
2	16:30:47.794	16:30:47.794	16:31:43.720	55.926	5:30.727		

22 Petr Fulín Cupra Fulín Race Academy

Cupra TCR

Nr.	In Day Time	In Time	Out Time	Pit Time	T. Pit Time	Handicap	Penalty
1	16:13:56.710	16:13:56.710	16:17:56.268	3:59.558	3:59.558		
2	16:28:10.259	16:28:10.259	16:30:12.473	2:02.214	6:01.772		

23 Francisco Abreu Peugeot Sports & You

Peugeot 308 TCR

Nr.	In Day Time	In Time	Out Time	Pit Time	T. Pit Time	Handicap	Penalty
1	16:13:49.595	16:13:49.595	16:17:52.933	4:03.338	4:03.338		
2	16:23:49.727	16:23:49.727	16:25:22.973	1:33.246	5:36.584		

25 Mikel Azcona Cupra PCR Sport

Cupra TCR

Nr.	In Day Time	In Time	Out Time	Pit Time	T. Pit Time	Handicap	Penalty
1	16:15:44.385	16:15:44.385	16:21:38.951	5:54.566	5:54.566		
2	16:27:43.592	16:27:43.592	16:30:04.262	2:20.670	8:15.236		

27 Enrique Hernando Peugeot Sports & You

Peugeot 308 TCR

Nr.	In Day Time	In Time	Out Time	Pit Time	T. Pit Time	Handicap	Penalty
1	16:10:23.486	16:10:23.486	16:10:50.923	27.437	27.437		

28 Jean-Laurent Navarro Volkswagen MN Développement

Volkswagen Golf GTI TCR

Nr.	In Day Time	In Time	Out Time	Pit Time	T. Pit Time	Handicap	Penalty
1	16:14:30.927	16:14:30.927	16:19:00.405	4:29.478	4:29.478		
2	16:23:19.994	16:23:19.994	16:27:37.188	4:17.194	8:46.672		

32 Oliver Taylor Honda Pyro Motorsport

Honda Civic Type R FK7 TCR

Nr.	In Day Time	In Time	Out Time	Pit Time	T. Pit Time	Handicap	Penalty
1	16:11:54.555	16:11:54.555	16:17:59.759	6:05.204	6:05.204		
2	16:20:03.777	16:20:03.777	16:21:33.228	1:29.451	7:34.655		

34 Stian Paulsen Cupra Stian Paulsen Racing

Cupra TCR

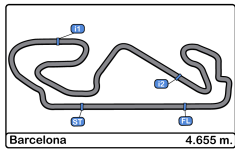
Nr.	In Day Time	In Time	Out Time	Pit Time	T. Pit Time	Handicap	Penalty
1	16:13:33.873	16:13:33.873	16:18:17.667	4:43.794	4:43.794		
2	16:22:52.422	16:22:52.422	16:30:11.253	7:18.831	12:02.625		

35 Munkong Sathienthirakul Cupra Monlau Competición

Cupra TCR

Nr.	In Day Time	In Time	Out Time	Pit Time	T. Pit Time	Handicap	Penalty
1	16:14:19.119	16:14:19.119	16:18:50.858	4:31.739	4:31.739		
2	16:25:04.508	16:25:04.508	16:26:49.598	1:45.090	6:16.829		





# Circuit de Barcelona

## TCR Europe

### Free Practice - 2

#### Pit Stop Analysis



3	16:32:55.703	16:32:55.703	16:34:15.133	1:19.430	7:36.259		
---	--------------	--------------	--------------	----------	----------	--	--

<b>38</b>	Danny Kroes	Cupra	PCR Sport
			Cupra TCR

Nr.	In Day Time	In Time	Out Time	Pit Time	T. Pit Time	Handicap	Penalty
1	16:13:26.097	16:13:26.097	16:17:42.288	4:16.191	4:16.191		
2	16:25:38.466	16:25:38.466	16:27:31.394	1:52.928	6:09.119		

<b>42</b>	Stefano Comini	Honda	Autodis Racing by THX
			Honda Civic Type R FK7 TCR

Nr.	In Day Time	In Time	Out Time	Pit Time	T. Pit Time	Handicap	Penalty
1	16:13:35.275	16:13:35.275	16:18:08.092	4:32.817	4:32.817		
2	16:22:15.935	16:22:15.935	16:23:41.540	1:25.605	5:58.422		
3	16:29:38.873	16:29:38.873	16:31:05.234	1:26.361	7:24.783		

<b>62</b>	Dušan Borkovic	Hyundai	Target Competition
			Hyundai i30 N TCR

Nr.	In Day Time	In Time	Out Time	Pit Time	T. Pit Time	Handicap	Penalty
1	16:15:31.345	16:15:31.345	16:18:27.983	2:56.638	2:56.638		
2	16:30:39.699	16:30:39.699	16:32:20.388	1:40.689	4:37.327		

<b>69</b>	Jean-Karl Vernay	Audi	Leopard Lukoil Team
			Audi RS3 LMS TCR

Nr.	In Day Time	In Time	Out Time	Pit Time	T. Pit Time	Handicap	Penalty
1	16:11:25.774	16:11:25.774	16:19:48.285	8:22.511	8:22.511		
2	16:27:49.068	16:27:49.068	16:30:24.689	2:35.621	10:58.132		

<b>88</b>	Maxime Potty	Volkswagen	Comtoyou Racing
			Volkswagen Golf GTI TCR

Nr.	In Day Time	In Time	Out Time	Pit Time	T. Pit Time	Handicap	Penalty
1	16:15:21.600	16:15:21.600	16:18:33.165	3:11.565	3:11.565		
2	16:22:57.527	16:22:57.527	16:24:33.424	1:35.897	4:47.462		
3	16:28:30.559	16:28:30.559	16:30:21.559	1:51.000	6:38.462		

<b>94</b>	Kris Richard	Hyundai	Target Competition
			Hyundai i30 N TCR

Nr.	In Day Time	In Time	Out Time	Pit Time	T. Pit Time	Handicap	Penalty
1	16:15:34.152	16:15:34.152	16:18:30.336	2:56.184	2:56.184		
2	16:30:29.227	16:30:29.227	16:32:27.862	1:58.635	4:54.819		

<b>99</b>	Josh Files	Honda	Hell Energy Racing with KCMG
			Honda Civic Type R FK7 TCR

Nr.	In Day Time	In Time	Out Time	Pit Time	T. Pit Time	Handicap	Penalty
1	16:15:32.994	16:15:32.994	16:18:05.317	2:32.323	2:32.323		
2	16:26:10.230	16:26:10.230	16:28:49.797	2:39.567	5:11.890		

<b>116</b>	Ashley Sutton	Volkswagen	WestCoast Racing
			Volkswagen Golf GTI TCR

Nr.	In Day Time	In Time	Out Time	Pit Time	T. Pit Time	Handicap	Penalty
1	16:13:59.246	16:13:59.246	16:18:13.306	4:14.060	4:14.060		
2	16:26:29.321	16:26:29.321	16:29:19.230	2:49.909	7:03.969		
3	16:35:34.815	16:35:34.815	16:35:57.227	22.412	7:26.381		

<b>126</b>	Jessica Bäckman	Volkswagen	WestCoast Racing
			Volkswagen Golf GTI TCR

Nr.	In Day Time	In Time	Out Time	Pit Time	T. Pit Time	Handicap	Penalty
1	16:10:04.080	16:10:04.080	16:12:01.455	1:57.375	1:57.375		
2	16:14:20.783	16:14:20.783	16:17:57.254	3:36.471	5:33.846		
3	16:27:51.604	16:27:51.604	16:28:30.240	38.636	6:12.482		
4	16:30:53.427	16:30:53.427	16:32:17.193	1:23.766	7:36.248		

<b>223</b>	Nathanaël Berthon	Audi	Comtoyou Racing
			Audi RS3 LMS TCR

Nr.	In Day Time	In Time	Out Time	Pit Time	T. Pit Time	Handicap	Penalty
1	16:15:20.531	16:15:20.531	16:21:09.139	5:48.608	5:48.608		
2	16:29:20.962	16:29:20.962	16:31:28.988	2:08.026	7:56.634		

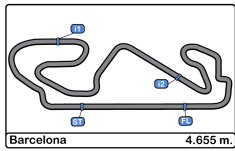
<b>555</b>	Norbert Michelisz	Hyundai	M1RA
			Hyundai i30 N TCR

Nr.	In Day Time	In Time	Out Time	Pit Time	T. Pit Time	Handicap	Penalty
1	16:09:29.712	16:09:29.712	16:12:09.173	2:39.461	2:39.461		
2	16:14:24.705	16:14:24.705	16:17:45.021	3:20.316	5:59.777		
3	16:27:34.056	16:27:34.056	16:31:40.974	4:06.918	10:06.695		

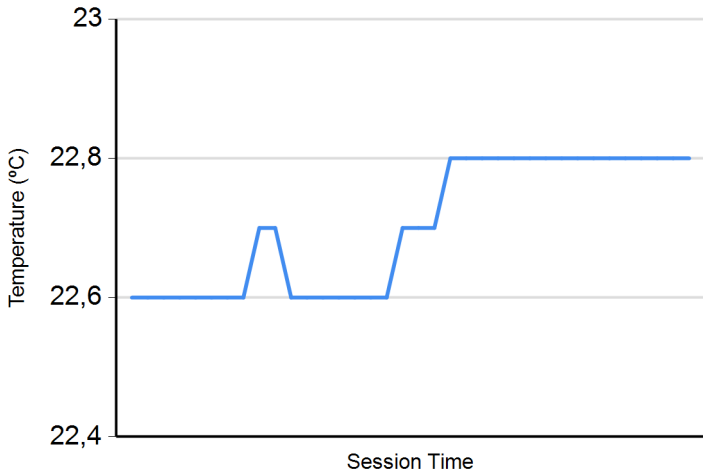
<b>999</b>	Dániel Nagy	Hyundai	M1RA
			Hyundai i30 N TCR

Nr.	In Day Time	In Time	Out Time	Pit Time	T. Pit Time	Handicap	Penalty
1	16:09:30.786	16:09:30.786	16:12:11.055	2:40.269	2:40.269		
2	16:14:26.465	16:14:26.465	16:17:46.641	3:20.176	6:00.445		
3	16:25:56.270	16:25:56.270	16:30:19.889	4:23.619	10:24.064		

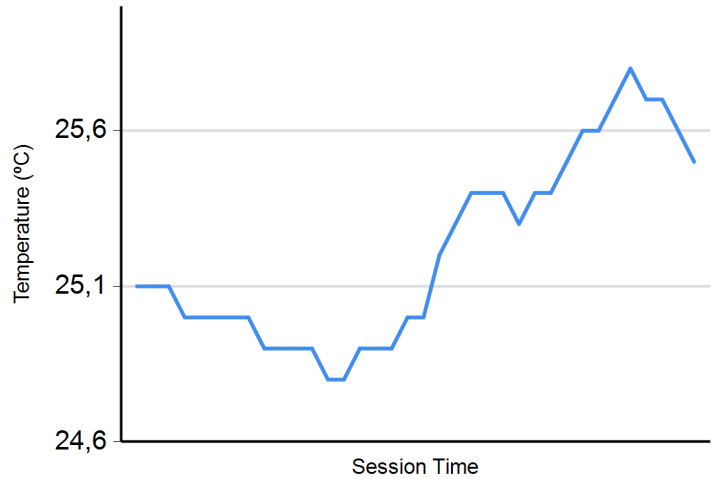




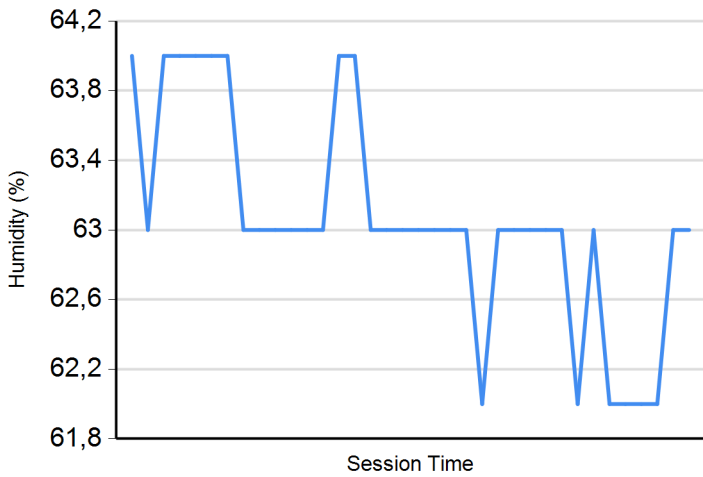
**Air Temperature**



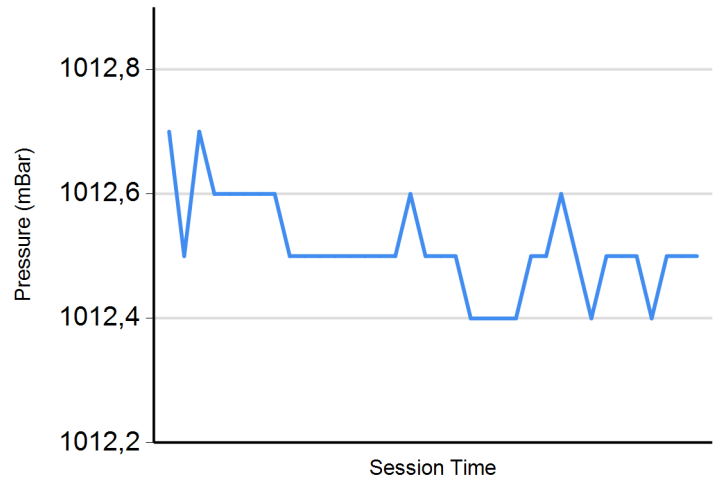
**Track Temperature**



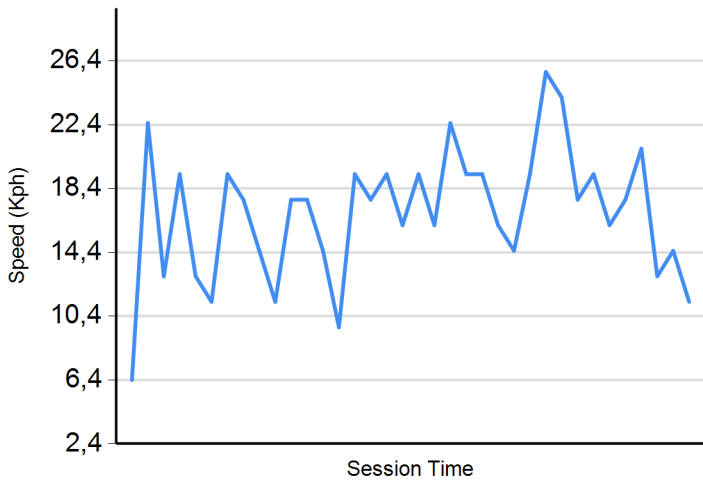
**Humidity**



**Pressure**

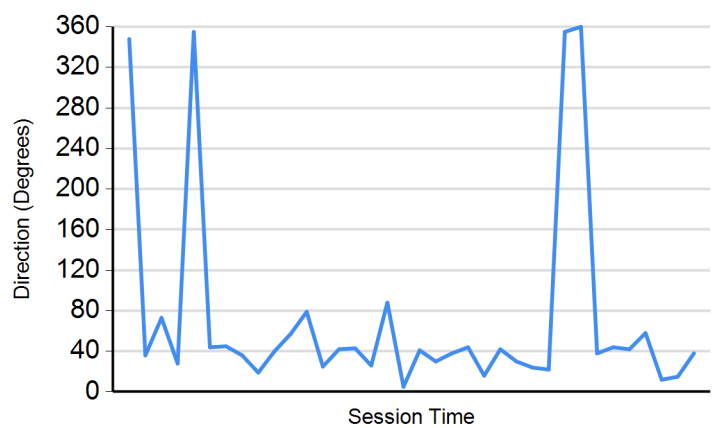


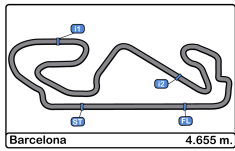
**Wind Speed**



**Wind direction**

North = 0°/360° Est = 90° South = 180° West = 270°





# Circuit de Barcelona

## TCR Europe


### Free Practice 1 - 2

#### Results



Cls	Nº	Driver	Nat	Team	Nat	Vehicle	Laps	Free Practice - 1	Free Practice - 2	Best	Gap	Interval	Km/h
1	9	Attila Tassi	HUN	Hell Energy Racing with KCMG	HUN	Honda Civic Type R FK7 TCR	22	1:55.537	8	<b>1:54.273</b>	2	<b>1:54.273</b>	146.6
2	4	Julien Briché	FRA	JSB Compétition	FRA	Peugeot 308 TCR	24	1:56.314	9	<b>1:54.434</b>	5	<b>1:54.434</b>	0.161 0.161 146.4
3	94	Kris Richard	SUI	Target Competition	SUI	Hyundai i30 N TCR	27	1:55.871	8	<b>1:54.551</b>	6	<b>1:54.551</b>	0.278 0.117 146.2
4	69	Jean-Karl Vernay	FRA	Leopard Lukoil Team	FRA	Audi RS3 LMS TCR	20	1:55.576	5	<b>1:54.623</b>	8	<b>1:54.623</b>	0.350 0.072 146.2
5	62	Dušan Borkovic	SRB	Target Competition	SRB	Hyundai i30 N TCR	25	1:55.631	9	<b>1:54.742</b>	6	<b>1:54.742</b>	0.469 0.119 146.0
6	99	Josh Files	GBR	Hell Energy Racing with KCMG	GBR	Honda Civic Type R FK7 TCR	23	1:56.455	6	<b>1:54.795</b>	6	<b>1:54.795</b>	0.522 0.053 145.9
7	25	Mikel Azcona	ESP	PCR Sport	ESP	Cupra TCR	23	1:54.931	8	<b>1:54.867</b>	9	<b>1:54.867</b>	0.594 0.072 145.8
8	88	Maxime Potty	BEL	Comtoy Racing	BEL	Volkswagen Golf GTI TCR	22	1:56.624	9	<b>1:54.964</b>	9	<b>1:54.964</b>	0.691 0.097 145.7
9	555	Norbert Michelisz	HUN	M1RA	HUN	Hyundai i30 N TCR	20	1:56.043	7	<b>1:55.087</b>	6	<b>1:55.087</b>	0.814 0.123 145.6
10	116	Ashley Sutton	GBR	WestCoast Racing	GBR	Volkswagen Golf GTI TCR	21	1:55.518	7	<b>1:55.277</b>	5	<b>1:55.277</b>	1.004 0.190 145.3
11	8	Reece Barr	IRE	Target Competition	IRE	Hyundai i30 N TCR	26	1:55.969	9	<b>1:55.294</b>	6	<b>1:55.294</b>	1.021 0.017 145.3
12	909	Mike Halder	GER	Hell Energy Racing with KCMG	GER	Honda Civic Type R FK7 TCR	15	1:55.712	8	<b>1:55.309</b>	2	<b>1:55.309</b>	1.036 0.015 145.3
13	19	Andreas Bäckman	SW	WestCoast Racing	SW	Volkswagen Golf GTI TCR	23	1:55.726	8	<b>1:55.319</b>	9	<b>1:55.319</b>	1.046 0.010 145.3
14	999	Dániel Nagy	HUN	M1RA	HUN	Hyundai i30 N TCR	21	1:56.446	7	<b>1:55.320</b>	8	<b>1:55.320</b>	1.047 0.001 145.3
15	32	Oliver Taylor	GBR	Pyro Motorsport	GBR	Honda Civic Type R FK7 TCR	21	1:57.383	8	<b>1:55.418</b>	5	<b>1:55.418</b>	1.145 0.098 145.1
16	223	Nathanaël Berthon	FRA	Comtoy Racing	FRA	Audi RS3 LMS TCR	19	<b>1:55.439</b>	4	1:55.561	5	<b>1:55.439</b>	1.166 0.021 145.1
17	5	Klim Gavrilov	RUS	LTA Rally	RUS	Volkswagen Golf GTI TCR	24	1:56.514	7	<b>1:55.600</b>	10	<b>1:55.600</b>	1.327 0.161 144.9
18	34	Stian Paulsen	NOR	Stian Paulsen Racing	NOR	Cupra TCR	20	<b>1:55.642</b>	8	1:56.001	7	<b>1:55.642</b>	1.369 0.042 144.9
19	126	Jessica Bäckman	SW	WestCoast Racing	SW	Volkswagen Golf GTI TCR	24	1:57.247	9	<b>1:55.751</b>	10	<b>1:55.751</b>	1.478 0.109 144.7
20	15	Peter Terting	GER	Target Competition	GER	Hyundai i30 N TCR	26	1:55.838	9	<b>1:55.799</b>	8	<b>1:55.799</b>	1.526 0.048 144.7
21	10	Viktor Davidovski	MKD	PSS Racing Team	MKD	Honda Civic Type R FK7 TCR	26	1:57.884	11	<b>1:55.803</b>	5	<b>1:55.803</b>	1.530 0.004 144.7
22	22	Petr Fulín	CZE	Fulin Race Academy	CZE	Cupra TCR	24	<b>1:55.861</b>	8	1:55.981	10	<b>1:55.861</b>	1.588 0.058 144.6
23	23	Francisco Abreu	POR	Sports & You	POR	Peugeot 308 TCR	24	1:56.464	8	<b>1:56.049</b>	8	<b>1:56.049</b>	1.776 0.188 144.4
24	11	Jens Reno Møller	DEN	Reno Racing	DEN	Honda Civic Type R FK7 TCR	21	1:58.033	9	<b>1:56.174</b>	10	<b>1:56.174</b>	1.901 0.125 144.2
25	38	Danny Kroes	NED	PCR Sport	NED	Cupra TCR	24	1:56.632	8	<b>1:56.274</b>	9	<b>1:56.274</b>	2.001 0.100 144.1
26	42	Stefano Comini	SUI	Autodis Racing by THX	SUI	Honda Civic Type R FK7 TCR	23	1:57.780	4	<b>1:56.514</b>	10	<b>1:56.514</b>	2.241 0.240 143.8
27	27	Enrique Hernando	ESP	Sports & You	ESP	Peugeot 308 TCR	23	<b>1:56.810</b>	8	1:57.910	5	<b>1:56.810</b>	2.537 0.296 143.4
28	111	Nikola Miljković	SRB	LEIN Racing	SRB	Cupra TCR	22	1:58.656	9	<b>1:57.096</b>	5	<b>1:57.096</b>	2.823 0.286 143.1
29	17	Martin Ryba	SVK	Brutal Fish Racing Team	SVK	Volkswagen Golf GTI TCR	22	<b>1:57.342</b>	5	1:58.086	8	<b>1:57.342</b>	3.069 0.246 142.8
30	35	Munkong Sathienthirakul	THA	Monlau Competición	THA	Cupra TCR	24	1:57.886	11	<b>1:57.422</b>	11	<b>1:57.422</b>	3.149 0.080 142.7
31	21	Marie Baus-Coppens	FRA	JSB Compétition	FRA	Cupra TCR DSG	25	1:58.178	8	<b>1:57.643</b>	6	<b>1:57.643</b>	3.370 0.221 142.4
32	28	Jean-Laurent Navarro	FRA	MN Développement	FRA	Volkswagen Golf GTI TCR	22	1:58.589	8	<b>1:57.851</b>	9	<b>1:57.851</b>	3.578 0.208 142.1

Published at:.....

<b>Stewards:</b>	<b>Race Director:</b>	<b>Timekeeper:</b> 
------------------	-----------------------	---

