



Circuit de Barcelona

TCR Europe

Free Practice - 1


Provisional Results



Cls	Nº	Driver	Nat	Team	Nat	Vehicle	Laps	Best	Time	Gap	Interval	Km/h
1	25	Mikel Azcona	ESP	PCR Sport	ESP	Cupra TCR	13	8	1:54.931			145.8
2	223	Nathanaël Bertho	FRA	Comtoy Racing	FRA	Audi RS3 LMS TCR	9	4	1:55.439	0.508	0.508	145.1
3	116	Ashley Sutton	GBR	WestCoast Racing	GBR	Volkswagen Golf GTI TCR	10	7	1:55.518	0.587	0.079	145.0
4	9	Attila Tassi	HUN	Hell Energy Racing with KCMG	HUN	Honda Civic Type R FK7 TCR	12	8	1:55.537	0.606	0.019	145.0
5	69	Jean-Karl Vernay	FRA	Leopard Lukoil Team	FRA	Audi RS3 LMS TCR	10	5	1:55.576	0.645	0.039	144.9
6	62	Dušan Borkovic	SRB	Target Competition	SRB	Hyundai i30 N TCR	12	9	1:55.631	0.700	0.055	144.9
7	34	Stian Paulsen	NOR	Stian Paulsen Racing	NOR	Cupra TCR	12	8	1:55.642	0.711	0.011	144.9
8	909	Mike Halder	GER	Hell Energy Racing with KCMG	GER	Honda Civic Type R FK7 TCR	11	8	1:55.712	0.781	0.070	144.8
9	19	Andreas Bäckma	SWE	WestCoast Racing	SWE	Volkswagen Golf GTI TCR	12	8	1:55.726	0.795	0.014	144.8
10	15	Peter Terting	GER	Target Competition	GER	Hyundai i30 N TCR	13	9	1:55.838	0.907	0.112	144.6
11	22	Petr Fulín	CZE	Fulin Race Academy	CZE	Cupra TCR	11	8	1:55.861	0.930	0.023	144.6
12	94	Kris Richard	SUI	Target Competition	SUI	Hyundai i30 N TCR	13	8	1:55.871	0.940	0.010	144.6
13	8	Reece Barr	IRE	Target Competition	IRE	Hyundai i30 N TCR	13	9	1:55.969	1.038	0.098	144.5
14	555	Norbert Michelisz	HUN	M1RA	HUN	Hyundai i30 N TCR	9	7	1:56.043	1.112	0.074	144.4
15	4	Julien Briché	FRA	JSB Compétition	FRA	Peugeot 308 TCR	12	9	1:56.314	1.383	0.271	144.0
16	999	Dániel Nagy	HUN	M1RA	HUN	Hyundai i30 N TCR	11	7	1:56.446	1.515	0.132	143.9
17	99	Josh Files	GBR	Hell Energy Racing with KCMG	GBR	Honda Civic Type R FK7 TCR	10	6	1:56.455	1.524	0.009	143.9
18	23	Francisco Abreu	POR	Sports & You	POR	Peugeot 308 TCR	11	8	1:56.464	1.533	0.009	143.8
19	5	Klim Gavrilov	RUS	LTA Rally	RUS	Volkswagen Golf GTI TCR	11	7	1:56.514	1.583	0.050	143.8
20	88	Maxime Potty	BEL	Comtoy Racing	BEL	Volkswagen Golf GTI TCR	11	9	1:56.624	1.693	0.110	143.6
21	38	Danny Kroes	NED	PCR Sport	NED	Cupra TCR	11	8	1:56.632	1.701	0.008	143.6
22	27	Enrique Hernand	ESP	Sports & You	ESP	Peugeot 308 TCR	12	8	1:56.810	1.879	0.178	143.4
23	126	Jessica Bäckman	SWE	WestCoast Racing	SWE	Volkswagen Golf GTI TCR	12	9	1:57.247	2.316	0.437	142.9
24	17	Martin Ryba	SVK	Brutal Fish Racing Team	SVK	Volkswagen Golf GTI TCR	11	5	1:57.342	2.411	0.095	142.8
25	32	Oliver Taylor	GBR	Pyro Motorsport	GBR	Honda Civic Type R FK7 TCR	11	8	1:57.383	2.452	0.041	142.7
26	42	Stefano Comini	SUI	Autodis Racing by THX	SUI	Honda Civic Type R FK7 TCR	11	4	1:57.780	2.849	0.397	142.2
27	10	Viktor Davidovski	MKD	PSS Racing Team	MKD	Honda Civic Type R FK7 TCR	12	11	1:57.884	2.953	0.104	142.1
28	35	Munkong	THA	Monlau Competición	THA	Cupra TCR	12	11	1:57.886	2.955	0.002	142.1
29	11	Jens Reno Møller	DEN	Reno Racing	DEN	Honda Civic Type R FK7 TCR	10	9	1:58.033	3.102	0.147	141.9
30	21	Marie Baus-Coppens	FRA	JSB Compétition	FRA	Cupra TCR DSG	12	8	1:58.178	3.247	0.145	141.8
31	28	Jean-Laurent Navarro	FRA	MN Développement	FRA	Volkswagen Golf GTI TCR	12	8	1:58.589	3.658	0.411	141.3
32	111	Nikola Miljković	SRB	LEIN Racing	SRB	Cupra TCR	10	9	1:58.656	3.725	0.067	141.2

Published at:.....

Track Temp: 20.6 °C Air Temp: 22.4 °C Humidity: 64 % Track Status: DRY

Stewards:	Race Director:	Timekeeper: 
-----------	----------------	---





# Circuit de Barcelona

## TCR Europe

### Free Practice - 1

#### Lap Analysis



4

Julien Briché

Peugeot 308 TCR

9

Attila Tassi

Honda Civic Type R FK7 TCR

JSB Compétition

Hell Energy Racing with KCMG

Lap	D	Time	Sector 1	Sector 2	Sector 3	T. Spd	Elapsed	Lap	D	Time	Sector 1	Sector 2	Sector 3	T. Spd	Elapsed
1		11:57:46.864	11:56:11.825	52.862	42.177	123.5	11:57:46.864	1		11:57:14.837	11:55:47.937	46.819	40.081	147.9	11:57:14.837
2		2:31.327 P	34.009	58.195	59.123	227.8	12:00:18.191	2		2:11.347 P	32.972	48.084	50.291	237.3	11:59:26.184
3		5:09.587	3:36.354	48.148	45.085	123.9	12:05:27.778	3		5:42.110	4:16.429	47.617	38.064	142.2	12:05:08.294
4		2:29.825	33.098	1:17.956	38.771	244.8	12:07:57.603	4		1:56.608	32.934	45.639	38.035	238.9	12:07:04.902
5		2:08.104	41.611	47.307	39.186	242.1	12:10:05.707	5		1:55.719	32.932	45.175	37.612	238.9	12:09:00.621
6		2:22.124 P	33.005	48.070	1:01.049	243.2	12:12:27.831	6		2:04.064 P	32.914	45.103	46.047	238.9	12:11:04.685
7		4:48.857	3:24.063	45.980	38.814	158.3	12:17:16.688	7		7:04.400	5:38.618	45.435	40.347	154.7	12:18:09.085
8		1:56.388	32.953	45.460	37.975	241.6	12:19:13.076	8		1:55.537	32.764	45.031	37.742	238.9	12:20:04.622
9		1:56.314	32.931	45.292	38.091	241.6	12:21:09.390	9		1:56.600	33.022	45.519	38.059	240.5	12:22:01.222
10		2:00.450	34.090	47.855	38.505	242.1	12:23:09.840	10		1:57.405	33.016	45.979	38.410	240.5	12:23:58.627
11		1:56.463	32.958	45.390	38.115	243.7	12:25:06.303	11		1:56.553	33.125	45.435	37.993	240.0	12:25:55.180
12		2:22.953 P	33.563	51.265	58.125	241.6	12:27:29.256	12		2:19.499 P	37.670	51.064	50.765	201.4	12:28:14.679

5

Klim Gavrilov

Volkswagen Golf GTI TCR

10

Viktor Davidovski

Honda Civic Type R FK7 TCR

LTA Rally

PSS Racing Team

Lap	D	Time	Sector 1	Sector 2	Sector 3	T. Spd	Elapsed	Lap	D	Time	Sector 1	Sector 2	Sector 3	T. Spd	Elapsed
1		11:58:17.950	11:56:39.445	53.882	44.623	117.2	11:58:17.950	1		11:58:17.765	11:56:32.366	57.416	47.983	119.6	11:58:17.765
2		3:04.977 P	51.040	1:08.530	1:05.407	123.4	12:01:22.927	2		3:03.476 P	49.040	1:08.090	1:06.346	143.6	12:01:21.241
3		4:23.147	2:53.978	47.864	41.305	140.2	12:05:46.074	3		4:24.678	2:52.352	50.758	41.568	155.1	12:05:45.919
4		1:58.896	33.770	46.949	38.177	240.0	12:07:44.970	4		2:02.952	34.854	49.232	38.866	233.2	12:07:48.871
5		2:09.409 P	33.124	45.741	50.544	241.6	12:09:54.379	5		1:58.888	33.311	47.000	38.577	238.9	12:09:47.759
6		7:44.406	6:11.677	50.053	42.676	149.1	12:17:38.785	6		2:19.657 P	33.637	48.219	57.801	238.4	12:12:07.416
7		1:56.514	32.983	45.606	37.925	242.1	12:19:35.299	7		5:25.143	3:56.873	48.425	39.845	166.4	12:17:32.559
8		1:57.929	33.285	46.140	38.504	242.1	12:21:33.228	8		1:57.971	33.003	46.553	38.415	240.0	12:19:30.530
9		1:57.524	33.501	45.829	38.194	241.0	12:23:30.752	9		1:59.417	33.301	47.239	38.877	243.2	12:21:29.947
10		1:57.382	33.238	45.926	38.218	241.0	12:25:28.134	10		1:58.111	33.245	46.447	38.419	239.4	12:23:28.058
11		2:20.311 P	34.370	47.257	58.684	241.0	12:27:48.445	11		1:57.884	33.255	46.455	38.174	238.4	12:25:25.942
12		2:19.685 P	33.336	47.978	58.371	239.4	12:27:45.627	12		2:19.685 P	33.336	47.978	58.371	239.4	12:27:45.627

8

Reece Barr

Hyundai i30 N TCR

Target Competition

11

Jens Reno Møller

Honda Civic Type R FK7 TCR

Reno Racing

Lap	D	Time	Sector 1	Sector 2	Sector 3	T. Spd	Elapsed	Lap	D	Time	Sector 1	Sector 2	Sector 3	T. Spd	Elapsed
1		11:57:22.452	11:55:48.751	52.522	41.179	144.1	11:57:22.452	1		12:05:45.227	12:04:12.851	50.759	41.617	147.7	12:05:45.227
2		2:21.441 P	35.696	48.382	57.363	237.3	11:59:43.893	2		2:01.758	34.477	48.460	38.821	234.2	12:07:46.985
3		5:31.971	3:58.121	52.653	41.197	132.0	12:05:15.864	3		2:04.741	34.017	49.534	41.190	236.3	12:09:51.726
4		1:56.559	33.207	45.276	38.076	241.0	12:07:12.423	4		2:20.616 P	33.864	47.403	59.349	236.3	12:12:12.342
5		1:56.039	32.750	45.206	38.083	241.6	12:09:08.462	5		5:50.430	4:24.295	47.566	38.569	163.6	12:18:02.772
6		2:10.964 P	32.640	45.096	53.228	242.1	12:11:19.426	6		1:58.784	33.951	46.275	38.558	234.7	12:20:01.556
7		5:47.387	4:20.116	48.354	38.917	153.8	12:17:06.813	7		2:00.488	33.622	47.077	39.789	235.2	12:22:02.044
8		1:56.014	32.757	45.167	38.090	240.5	12:19:02.827	8		1:58.170	33.475	46.258	38.437	237.8	12:24:00.214
9		1:55.969	32.667	45.323	37.979	239.4	12:20:58.796	9		1:58.033	33.579	46.076	38.378	237.8	12:25:58.247
10		1:56.014	32.698	45.378	37.938	240.5	12:22:54.810	10		2:20.050 P	35.225	51.735	53.090	236.3	12:28:18.297
11		1:56.044	32.775	45.249	38.020	240.0	12:24:50.854								
12		1:56.422	32.919	45.348	38.155	239.4	12:26:47.276								
13		2:14.766 P	35.121	48.989	50.656	226.8	12:29:02.042								





Circuit de Barcelona

TCR Europe

Free Practice - 1

Lap Analysis



15

Peter Terting

Hyundai i30 N TCR

21

Marie Baus-Coppens

Cupra TCR DSG

Target Competition

JSB Compétition

Lap D	Time	Sector 1	Sector 2	Sector 3	T. Spd	Elapsed	Lap D	Time	Sector 1	Sector 2	Sector 3	T. Spd	Elapsed
1	11:57:19.909	11:55:47.658	52.689	39.562	143.4	11:57:19.909	1	11:57:58.323	11:56:15.233	58.647	44.443	128.2	11:57:58.323
2	2:19.282 P	33.129	48.206	57.947	238.4	11:59:39.191	2	2:39.138 P	36.614	57.185	1:05.339	206.5	12:00:37.461
3	5:35.155	4:02.541	51.695	40.919	139.8	12:05:14.346	3	4:51.407	3:17.622	48.270	45.515	135.5	12:05:28.868
4	1:55.909	32.732	45.284	37.893	241.0	12:07:10.255	4	1:59.960	33.371	47.133	39.456	241.6	12:07:28.828
5	1:56.330	32.772	45.582	37.976	241.0	12:09:06.585	5	1:58.967	33.153	46.327	39.487	242.1	12:09:27.795
6	2:09.303 P	33.232	45.250	50.821	240.5	12:11:15.888	6	2:19.491 P	33.640	48.111	57.740	241.6	12:11:47.286
7	5:44.120	4:16.352	48.957	38.811	161.1	12:17:00.008	7	5:30.508	4:04.962	46.448	39.098	154.5	12:17:17.794
8	1:55.890	32.970	45.401	37.519	235.8	12:18:55.898	8	1:58.178	33.300	46.210	38.668	242.6	12:19:15.972
9	1:55.838	33.049	45.131	37.658	235.8	12:20:51.736	9	1:58.744	33.552	46.164	39.028	242.6	12:21:14.716
10	1:56.329	32.958	45.484	37.887	236.8	12:22:48.065	10	1:59.193	33.753	46.667	38.773	239.4	12:23:13.909
11	1:56.355	33.162	45.447	37.746	237.3	12:24:44.420	11	1:58.639	33.487	46.467	38.685	243.2	12:25:12.548
12	1:56.141	33.135	45.335	37.671	237.3	12:26:40.561	12	2:26.403 P	35.399	49.968	1:01.036	240.5	12:27:38.951
13	2:15.476 P	33.187	46.159	56.130	238.9	12:28:56.037							

17

Martin Ryba

Volkswagen Golf GTI TCR

22

Petr Fulín

Cupra TCR

Brutal Fish Racing Team

Fulin Race Academy

Lap D	Time	Sector 1	Sector 2	Sector 3	T. Spd	Elapsed	Lap D	Time	Sector 1	Sector 2	Sector 3	T. Spd	Elapsed
1	11:58:11.527	11:56:31.975	56.564	42.988	127.0	11:58:11.527	1	11:58:00.107	11:56:27.150	51.249	41.708	120.4	11:58:00.107
2	2:32.627 P	40.699	56.730	55.198	220.8	12:00:44.154	2	2:35.120 P	33.575	57.451	1:04.094	234.7	12:00:35.227
3	4:51.939	3:14.887	49.114	47.938	168.4	12:05:36.093	3	4:57.910	3:21.948	49.685	46.277	157.6	12:05:33.137
4	1:58.164	33.324	45.935	38.905	240.5	12:07:34.257	4	1:56.530	32.747	45.645	38.138	243.2	12:07:29.667
5	1:57.342	33.029	45.789	38.524	243.7	12:09:31.599	5	1:57.567	33.127	45.887	38.553	242.6	12:09:27.234
6	2:19.594 P	33.014	47.182	59.398	242.1	12:11:51.193	6	2:16.625 P	33.228	47.197	56.200	241.0	12:11:43.859
7	5:32.909	4:03.374	50.190	39.345	150.4	12:17:24.102	7	5:52.027	4:16.065	50.061	45.901	107.2	12:17:35.886
8	2:04.006	36.015	49.084	38.907	235.8	12:19:28.108	8	1:55.861	32.803	45.142	37.916	238.9	12:19:31.747
9	1:57.396	33.256	45.761	38.379	237.8	12:21:25.504	9	2:08.608 P	32.978	46.626	49.004	243.2	12:21:40.355
10	1:57.698	33.284	45.897	38.517	237.3	12:23:23.202	10	3:49.789	2:25.999	45.806	37.984	102.5	12:25:30.144
11	2:11.252 P	33.205	46.233	51.814	238.4	12:25:34.454	11	2:31.766 P	44.736	50.745	56.285	100.1	12:28:01.910

19

Andreas Bäckman

Volkswagen Golf GTI TCR

23

Francisco Abreu

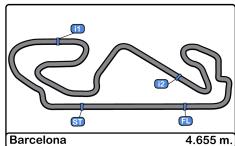
Peugeot 308 TCR

WestCoast Racing

Sports & You

Lap D	Time	Sector 1	Sector 2	Sector 3	T. Spd	Elapsed	Lap D	Time	Sector 1	Sector 2	Sector 3	T. Spd	Elapsed
1	11:58:17.376	11:56:33.280	57.051	47.045	125.7	11:58:17.376	1	11:57:51.575	11:56:17.577	52.565	41.433	125.7	11:57:51.575
2	3:01.335 P	48.173	1:08.206	1:04.956	150.4	12:01:18.711	2	2:34.384 P	33.568	1:00.025	1:00.791	241.0	12:00:25.959
3	4:56.232	3:25.715	50.013	40.504	170.6	12:06:14.943	3	5:08.541	3:37.473	46.410	44.658	155.1	12:05:34.500
4	1:57.446	33.726	45.960	37.760	239.4	12:08:12.389	4	1:59.072	33.124	46.173	39.775	245.4	12:07:33.572
5	1:56.779	33.016	45.533	38.230	241.0	12:10:09.168	5	1:57.259	32.917	45.832	38.510	246.5	12:09:30.831
6	2:20.417 P	33.166	51.229	56.022	242.1	12:12:29.585	6	6:01.984 P	4:15.028	54.780	52.176	246.0	12:15:32.815
7	6:04.942	4:38.027	48.501	38.414	167.7	12:18:34.527	7	4:21.814	2:52.823	49.725	39.266	132.1	12:19:54.629
8	1:55.726	32.832	45.365	37.529	239.4	12:20:30.253	8	1:56.464	32.777	45.520	38.167	243.2	12:21:51.093
9	1:56.336	32.917	45.529	37.890	241.0	12:22:26.589	9	1:57.937	33.458	45.965	38.514	243.2	12:23:49.030
10	1:57.126	33.120	45.837	38.169	241.6	12:24:23.715	10	1:57.437	32.808	46.169	38.460	245.4	12:25:46.467
11	1:56.656	33.057	45.621	37.978	240.0	12:26:20.371	11	2:11.348 P	33.939	46.311	51.098	243.7	12:27:57.815
12	2:06.113 P	33.335	47.659	45.119	241.6	12:28:26.484							





Circuit de Barcelona  
TCR Europe  
Free Practice - 1  
Lap Analysis



25

Mikel Azcona

Cupra TCR

32

Oliver Taylor

Honda Civic Type R FK7 TCR

PCR Sport

Pyro Motorsport

Lap	D	Time	Sector 1	Sector 2	Sector 3	T. Spd	Elapsed	Lap	D	Time	Sector 1	Sector 2	Sector 3	T. Spd	Elapsed
1		11:57:42.863	11:56:07.731	53.680	41.452	118.6	11:57:42.863	1		11:57:52.108	11:56:20.156	50.445	41.507	127.0	11:57:52.108
2		2:37.919 P	36.914	1:02.285	58.720	228.8	12:00:20.782	2		2:34.868 P	33.756	1:00.459	1:00.653	237.8	12:00:26.976
3		5:03.254	3:32.028	48.467	42.759	108.5	12:05:24.036	3		5:09.872	3:38.466	47.369	44.037	132.0	12:05:36.848
4		1:55.913	32.982	45.022	37.909	243.2	12:07:19.949	4		1:58.340	33.334	46.118	38.888	238.4	12:07:35.188
5		1:55.633	32.792	45.116	37.725	247.1	12:09:15.582	5		1:57.864	33.216	46.021	38.627	241.0	12:09:33.052
6		2:09.104 P	32.913	44.977	51.214	245.4	12:11:24.686	6		2:19.806 P	33.151	48.020	58.635	240.0	12:11:52.858
7		5:49.347	4:26.242	45.459	37.646	134.3	12:17:14.033	7		5:50.881	4:19.770	47.440	43.671	172.8	12:17:43.739
8		1:54.931	32.638	44.768	37.525	243.2	12:19:08.964	8		1:57.383	33.127	45.891	38.365	239.4	12:19:41.122
9		1:57.436	32.645	45.033	39.758	245.4	12:21:06.400	9		1:57.954	33.192	45.948	38.814	239.4	12:21:39.076
10		1:55.512	32.768	45.149	37.595	244.8	12:23:01.912	10		1:57.606	33.190	45.971	38.445	241.0	12:23:36.682
11		1:55.507	32.805	44.963	37.739	243.2	12:24:57.419	11		2:06.494 P	33.266	46.638	46.590	240.0	12:25:43.176
12		1:55.826	33.001	45.101	37.724	243.7	12:26:53.245								
13		2:28.896 P	40.412	57.813	50.671	175.0	12:29:22.141								

27

Enrique Hernando

Peugeot 308 TCR

34

Stian Paulsen

Cupra TCR

Sports & You

Stian Paulsen Racing

Lap	D	Time	Sector 1	Sector 2	Sector 3	T. Spd	Elapsed	Lap	D	Time	Sector 1	Sector 2	Sector 3	T. Spd	Elapsed
1		11:58:02.460	11:56:28.257	53.050	41.153	131.2	11:58:02.460	1		11:57:43.378	11:56:09.676	52.744	40.958	119.7	11:57:43.378
2		2:36.951 P	36.503	55.293	1:05.155	188.8	12:00:39.411	2		2:40.181 P	37.499	1:03.538	59.144	215.5	12:00:23.559
3		4:54.315	3:18.335	49.724	46.256	173.6	12:05:33.726	3		5:01.339	3:30.433	48.084	42.822	119.7	12:05:24.898
4		1:57.445	33.069	45.777	38.599	240.0	12:07:31.171	4		1:56.390	32.716	45.627	38.047	245.4	12:07:21.288
5		1:58.505	34.020	46.463	38.022	242.1	12:09:29.676	5		1:56.281	32.986	45.259	38.036	245.4	12:09:17.569
6		2:20.036 P	33.108	48.024	58.904	245.4	12:11:49.712	6		2:14.572 P	32.953	45.518	56.101	245.4	12:11:32.141
7		5:49.701	4:17.575	50.041	42.085	143.8	12:17:39.413	7		5:42.695	4:18.650	46.141	37.904	130.9	12:17:14.836
8		1:56.810	33.074	45.480	38.256	244.3	12:19:36.223	8		1:55.642	32.916	45.086	37.640	243.7	12:19:10.478
9		1:57.860	32.934	46.233	38.693	246.0	12:21:34.083	9		1:57.055	33.024	45.301	38.730	244.8	12:21:07.533
10		1:57.836	33.120	46.005	38.711	244.3	12:23:31.919	10		1:55.979	32.690	45.292	37.997	245.4	12:23:03.512
11		1:57.307	33.111	45.829	38.367	243.7	12:25:29.226	11		1:56.880	32.988	45.403	38.489	244.8	12:25:00.392
12		2:26.319 P	37.925	49.014	59.380	157.6	12:27:55.545	12		2:19.077 P	36.116	50.610	52.351	197.4	12:27:19.469

28

Jean-Laurent Navarro

Volkswagen Golf GTI TCR

35

Munkong Sathienthirakul

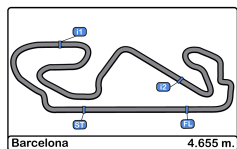
Cupra TCR

MN Développement

Monlau Competición

Lap	D	Time	Sector 1	Sector 2	Sector 3	T. Spd	Elapsed	Lap	D	Time	Sector 1	Sector 2	Sector 3	T. Spd	Elapsed
1		11:57:46.279	11:56:13.062	50.868	42.349	143.0	11:57:46.279	1		11:58:19.171	11:56:34.209	59.335	45.627	120.8	11:58:19.171
2		2:28.149 P	33.991	57.897	56.261	237.8	12:00:14.428	2		3:06.860 P	51.079	1:08.720	1:07.061	126.6	12:01:26.031
3		5:26.650	3:50.069	49.703	46.878	148.3	12:05:41.078	3		4:20.574	2:48.346	51.232	40.996	170.3	12:05:46.605
4		1:59.239	33.828	46.775	38.636	239.4	12:07:40.317	4		2:03.391	34.847	49.875	38.669	206.8	12:07:49.996
5		1:58.736	33.386	46.764	38.586	241.0	12:09:39.053	5		1:59.946	33.771	47.135	39.040	240.5	12:09:49.942
6		2:18.578 P	33.525	46.573	58.480	240.0	12:11:57.631	6		2:19.247 P	33.867	48.495	56.885	240.0	12:12:09.189
7		5:33.699	4:04.983	49.187	39.529	145.5	12:17:31.330	7		5:30.692	3:57.026	51.879	41.787	141.7	12:17:39.881
8		1:58.589	33.498	46.416	38.675	237.3	12:19:29.919	8		1:58.285	33.181	46.258	38.846	242.1	12:19:38.166
9		2:12.439	33.443	50.792	48.204	241.0	12:21:42.358	9		2:00.513	34.758	46.952	38.803	211.7	12:21:38.679
10		2:00.772	33.976	47.896	38.900	237.8	12:23:43.130	10		2:01.284	34.166	47.549	39.569	216.8	12:23:39.963
11		1:59.660	33.535	46.722	39.403	240.5	12:25:42.790	11		1:57.886	33.191	46.078	38.617	242.6	12:25:37.849
12		2:27.432 P	38.225	51.076	58.131	202.6	12:28:10.222	12		2:29.569 P	39.701	50.798	59.070	170.3	12:28:07.418





Circuit de Barcelona

TCR Europe

Free Practice - 1

Lap Analysis



**38** Danny Kroes Cupra TCR **88** Maxime Potty Volkswagen Golf GTI TCR  
PCR Sport Comtoy Racing

Lap D	Time	Sector 1	Sector 2	Sector 3	T. Spd	Elapsed	Lap D	Time	Sector 1	Sector 2	Sector 3	T. Spd	Elapsed
1	11:57:40.145	11:56:04.035	54.215	41.895	141.3	11:57:40.145	1	11:57:32.032	11:55:59.012	52.533	40.487	146.9	11:57:32.032
2	2:22.359 P	33.432	54.965	53.962	238.4	12:00:02.504	2	2:25.424 P	33.134	51.517	1:00.773	235.8	11:59:57.456
3	5:19.577	3:39.959	55.889	43.729	130.5	12:05:22.081	3	5:28.522	3:53.053	49.109	46.360	159.5	12:05:25.978
4	1:57.552	33.028	46.003	38.521	240.0	12:07:19.633	4	1:56.979	33.218	45.621	38.140	240.0	12:07:22.957
5	1:57.223	33.474	45.627	38.122	241.0	12:09:16.856	5	1:57.084	32.996	45.733	38.355	242.1	12:09:20.041
6	2:09.321 P	33.081	<b>45.380</b>	50.860	243.2	12:11:26.177	6	2:13.782 P	33.026	45.576	55.180	241.0	12:11:33.823
7	6:23.678	4:44.408	52.352	46.918	155.1	12:17:49.855	7	7:48.470	6:19.547	50.619	38.304	124.8	12:19:22.293
8	<b>1:56.632</b>	33.145	45.440	<b>38.047</b>	240.0	12:19:46.487	8	1:56.843	33.192	<b>45.537</b>	38.114	237.8	12:21:19.136
9	1:56.927	33.103	45.588	38.236	241.6	12:21:43.414	9	<b>1:56.624</b>	32.992	45.554	<b>38.078</b>	238.4	12:23:15.760
10	1:57.551	33.114	45.944	38.493	243.7	12:23:40.965	10	1:57.304	<b>32.935</b>	45.895	38.474	242.1	12:25:13.064
11	2:04.755 P	<b>32.965</b>	45.961	45.829	244.3	12:25:45.720	11	2:21.754 P	34.605	47.252	59.897	242.6	12:27:34.818

**42** Stefano Comini Honda Civic Type R FK7 TCR **94** Kris Richard Hyundai i30 N TCR  
Autodis Racing by THX Target Competition

Lap D	Time	Sector 1	Sector 2	Sector 3	T. Spd	Elapsed	Lap D	Time	Sector 1	Sector 2	Sector 3	T. Spd	Elapsed
1	11:57:36.234	11:56:08.247	47.969	40.018	117.7	11:57:36.234	1	11:57:20.653	11:55:50.705	50.289	39.659	139.7	11:57:20.653
2	2:23.047 P	33.750	47.650	1:01.647	233.7	11:59:59.281	2	2:20.549 P	33.700	48.132	58.717	235.8	11:59:41.202
3	8:07.013	6:41.222	46.086	39.705	169.2	12:08:06.294	3	5:33.682	4:00.807	52.034	40.841	132.3	12:05:14.884
4	<b>1:57.780</b>	<b>33.283</b>	<b>45.932</b>	<b>38.565</b>	233.7	12:10:04.074	4	1:56.164	<b>32.823</b>	45.198	38.143	241.0	12:07:11.048
5	2:16.820 P	33.457	46.428	56.935	235.2	12:12:20.894	5	1:56.268	32.955	45.328	37.985	240.5	12:09:07.316
6	4:47.118	3:21.750	46.785	38.583	163.3	12:17:08.012	6	2:09.782 P	32.884	45.268	51.630	241.0	12:11:17.098
7	1:58.206	33.345	46.204	38.657	236.8	12:19:06.218	7	5:44.856	4:21.395	45.634	37.827	157.8	12:17:01.954
8	1:58.415	33.453	46.304	38.658	235.2	12:21:04.633	8	<b>1:55.871</b>	33.054	<b>44.995</b>	37.822	236.3	12:18:57.825
9	2:03.664	33.425	47.105	43.134	234.7	12:23:08.297	9	1:55.927	32.875	45.279	<b>37.773</b>	237.3	12:20:53.752
10	2:02.710	37.558	46.525	38.627	237.8	12:25:11.007	10	1:56.379	32.861	45.549	37.969	238.4	12:22:50.131
11	2:19.947 P	33.596	47.030	59.321	235.8	12:27:30.954	11	1:56.109	32.824	45.399	37.886	239.4	12:24:46.240

**62** Dušan Borkovic Hyundai i30 N TCR **99** Josh Files Honda Civic Type R FK7 TCR  
Target Competition Hell Energy Racing with KCMG

Lap D	Time	Sector 1	Sector 2	Sector 3	T. Spd	Elapsed	Lap D	Time	Sector 1	Sector 2	Sector 3	T. Spd	Elapsed
1	11:57:18.912	11:55:46.274	53.436	39.202	136.5	11:57:18.912	1	11:57:13.368	11:55:47.577	46.764	39.027	144.3	11:57:13.368
2	2:18.479 P	32.955	48.113	57.411	236.3	11:59:37.391	2	5:56.236 P	33.033	4:30.809	52.394	237.3	12:03:09.604
3	5:36.361	4:04.088	51.620	40.653	128.2	12:05:13.752	3	7:01.637	5:27.577	51.009	43.051	132.5	12:10:11.241
4	1:55.636	32.553	45.224	37.859	239.4	12:07:09.388	4	2:20.125 P	33.572	49.880	56.673	241.6	12:12:31.366
5	1:55.682	32.608	45.227	37.847	241.0	12:09:05.070	5	5:16.214	3:49.573	45.430	41.211	169.2	12:17:47.580
6	2:06.596 P	32.663	45.175	48.758	240.5	12:11:11.666	6	<b>1:56.455</b>	33.001	<b>45.226</b>	38.228	241.0	12:19:44.035
7	5:53.946	4:27.108	48.500	38.338	150.6	12:17:05.612	7	1:56.584	33.027	45.335	<b>38.222</b>	242.6	12:21:40.619
8	2:08.621	38.147	50.833	39.641	238.9	12:19:14.233	8	2:05.971	33.165	52.471	40.335	242.6	12:23:46.590
9	<b>1:55.631</b>	<b>32.541</b>	45.107	37.983	242.1	12:21:09.864	9	1:56.503	<b>32.816</b>	45.330	38.357	242.1	12:25:43.093
10	1:56.372	33.095	45.517	<b>37.760</b>	246.0	12:23:06.236	10	2:29.227 P	38.434	52.076	58.717	169.5	12:28:12.320
11	1:56.171	32.813	45.438	37.920	243.2	12:25:02.407							
12	2:07.429 P	32.930	<b>45.068</b>	49.431	242.1	12:27:09.836							

**69** Jean-Karl Vernay Audi RS3 LMS TCR **111** Nikola Miljković Cupra TCR  
Leopard Lukoil Team LEIN Racing

Lap D	Time	Sector 1	Sector 2	Sector 3	T. Spd	Elapsed	Lap D	Time	Sector 1	Sector 2	Sector 3	T. Spd	Elapsed
1	11:57:28.415	11:55:54.392	48.470	45.553	157.6	11:57:28.415	1	11:57:53.799	11:56:19.096	52.084	42.619	129.6	11:57:53.799
2	2:27.173 P	33.219	53.540	1:00.414	240.5	11:59:55.588	2	2:36.529 P	35.017	59.709	1:01.803	210.9	12:00:30.328
3	6:09.438	4:38.907	49.236	41.295	147.5	12:06:05.026	3	5:16.610	3:49.832	46.983	39.795	165.6	12:05:46.938
4	1:55.670	<b>32.595</b>	45.164	37.911	242.1	12:08:00.696	4	2:01.879	34.208	47.812	39.859	238.9	12:07:48.817
5	<b>1:55.576</b>	32.729	<b>45.093</b>	37.754	244.3	12:09:56.272	5	2:06.806	39.276	48.869	38.661	168.2	12:09:55.623
6	2:22.956 P	35.520	50.979	56.457	246.5	12:12:19.228	6	2:30.172 P	<b>33.329</b>	54.621	1:02.222	240.5	12:12:25.795
7	7:33.436	6:08.667	46.459	38.310	154.2	12:19:52.664	7	10:12.025	8:43.055	50.018	38.952	107.7	12:22:37.820
8	1:55.865	32.756	45.383	<b>37.726</b>	243.7	12:21:48.529	8	1:58.897	33.442	46.855	<b>38.600</b>	239.4	12:24:36.717
9	1:55.789	32.816	45.148	37.825	243.2	12:23:44.318	9	<b>1:58.656</b>	33.486	46.523	38.647	238.9	12:26:35.373
10	2:07.452 P	32.780	48.278	46.394	247.7	12:25:51.770	10	2:17.916 P	33.409	<b>46.370</b>	58.137	239.4	12:28:53.289





Circuit de Barcelona  
TCR Europe  
Free Practice - 1  
Lap Analysis



**116** Ashley Sutton Volkswagen Golf GTI TCR **909** Mike Halder Honda Civic Type R FK7 TCR  
WestCoast Racing Hell Energy Racing with KCMG

Lap D	Time	Sector 1	Sector 2	Sector 3	T. Spd	Elapsed	Lap D	Time	Sector 1	Sector 2	Sector 3	T. Spd	Elapsed
1	11:58:13.902 P	11:56:32.995	52.982	47.925	122.5	11:58:13.902	1	11:57:25.990	11:55:53.360	50.144	42.486	145.5	11:57:25.990
2	7:20.891	5:51.134	46.813	42.944	128.1	12:05:34.793	2	2:20.294 P	34.504	54.209	51.581	225.4	11:59:46.284
3	1:57.825	33.007	46.350	38.468	240.0	12:07:32.618	3	5:25.394	3:58.514	48.674	38.206	142.8	12:05:11.678
4	1:55.792	32.716	45.177	37.899	242.6	12:09:28.410	4	1:56.542	33.021	45.697	37.824	240.0	12:07:08.220
5	2:16.780 P	33.052	46.973	56.755	244.3	12:11:45.190	5	1:55.976	32.817	45.461	37.698	240.5	12:09:04.196
6	5:44.055	4:17.142	48.127	38.786	155.1	12:17:29.245	6	2:03.623 P	<b>32.795</b>	<b>45.174</b>	45.654	240.5	12:11:07.819
7	<b>1:55.518</b>	<b>32.676</b>	45.081	<b>37.761</b>	240.5	12:19:24.763	7	8:12.174	6:46.020	47.597	38.557	125.0	12:19:19.993
8	1:55.661	32.832	<b>44.977</b>	37.852	242.1	12:21:20.424	8	<b>1:55.712</b>	32.890	45.251	<b>37.571</b>	241.6	12:21:15.705
9	2:06.122 P	32.908	45.340	47.874	243.7	12:23:26.546	9	1:57.195	33.009	45.494	38.692	242.1	12:23:12.900
10	2:52.158 P	1:10.670	50.213	51.275	165.3	12:26:18.704	10	1:56.386	32.884	45.389	38.113	242.6	12:25:09.286
11	2:23.502 P	33.028	51.946	58.528	242.1	12:27:32.788							

**126** Jessica Bäckman Volkswagen Golf GTI TCR **999** Daniel Nagy Hyundai i30 N TCR  
WestCoast Racing M1RA

Lap D	Time	Sector 1	Sector 2	Sector 3	T. Spd	Elapsed	Lap D	Time	Sector 1	Sector 2	Sector 3	T. Spd	Elapsed
1	11:58:12.079	11:56:33.440	55.436	43.203	125.5	11:58:12.079	1	11:57:36.230 P	11:55:57.251	50.877	48.102	156.0	11:57:36.230
2	2:34.249 P	40.959	57.652	55.638	210.5	12:00:46.328	2	7:41.974	6:14.046	47.047	40.881	150.8	12:05:18.204
3	4:53.127	3:20.043	47.583	45.501	153.8	12:05:39.455	3	1:57.933	33.275	46.314	38.344	237.8	12:07:16.137
4	1:58.824	33.919	45.995	38.910	239.4	12:07:38.279	4	1:56.665	32.962	45.617	38.086	237.8	12:09:12.802
5	1:57.783	33.714	<b>45.619</b>	38.450	241.0	12:09:36.062	5	2:10.065 P	<b>32.848</b>	<b>45.237</b>	51.980	237.8	12:11:22.867
6	2:19.506 P	33.098	46.959	59.449	240.0	12:11:55.568	6	5:47.872	4:22.659	46.227	38.986	160.7	12:17:10.739
7	5:49.397	4:16.860	49.444	43.093	144.3	12:17:44.965	7	<b>1:56.446</b>	32.957	45.345	38.144	238.9	12:19:07.185
8	1:57.558	33.379	45.727	38.452	240.5	12:19:42.523	8	1:59.748	32.932	46.190	40.626	237.8	12:21:06.933
9	<b>1:57.247</b>	<b>33.082</b>	45.752	<b>38.413</b>	242.1	12:21:39.770	9	1:57.328	33.716	45.564	<b>38.048</b>	240.0	12:23:04.261
10	1:58.647	33.509	46.408	38.730	241.6	12:23:38.417	10	1:56.494	32.907	45.377	38.210	240.5	12:25:00.755
11	1:57.576	33.107	45.753	38.716	241.6	12:25:35.993	11	2:03.137 P	33.057	45.685	44.395	240.0	12:27:03.892
12	2:28.518 P	40.506	50.367	57.645	167.4	12:28:04.511							

**223** Nathanaël Berthon Audi RS3 LMS TCR  
Comtoy Racing

Lap D	Time	Sector 1	Sector 2	Sector 3	T. Spd	Elapsed
1	11:58:17.147	11:56:30.983	58.272	47.892	110.3	11:58:17.147
2	2:59.879 P	47.733	1:07.456	1:04.690	156.9	12:01:17.026
3	4:15.358	2:35.682	53.493	46.183	151.0	12:05:32.384
4	<b>1:55.439</b>	32.726	<b>44.791</b>	37.922	241.0	12:07:27.823
5	1:55.481	<b>32.701</b>	45.014	<b>37.766</b>	243.7	12:09:23.304
6	2:15.656 P	32.701	45.509	57.446	243.2	12:11:38.960
7	5:59.015	4:22.899	53.748	42.368	150.4	12:17:37.975
8	1:55.891	32.721	45.023	38.147	243.2	12:19:33.866
9	2:04.355 P	32.719	46.167	45.469	245.4	12:21:38.221

**555** Norbert Michelisz Hyundai i30 N TCR  
M1RA

Lap D	Time	Sector 1	Sector 2	Sector 3	T. Spd	Elapsed
1	11:57:45.576 P	11:55:56.700	55.708	53.168	154.7	11:57:45.576
2	8:17.390	6:45.762	51.321	40.307	160.7	12:06:02.966
3	2:13.234 P	36.536	47.942	48.756	200.0	12:08:16.200
4	8:53.825	7:28.577	46.372	38.876	160.2	12:17:10.025
5	1:58.690	33.035	<b>44.985</b>	40.670	235.8	12:19:08.715
6	2:00.198	34.207	47.022	38.969	225.9	12:21:08.913
7	<b>1:56.043</b>	33.056	45.204	<b>37.783</b>	238.4	12:23:04.956
8	1:58.756	<b>32.814</b>	45.127	40.815	240.5	12:25:03.712
9	2:22.915 P	33.380	52.150	57.385	238.9	12:27:26.627





# Circuit de Barcelona

## TCR Europe

### Free Practice - 1

#### Best Sectors Results



Sector - 1			Sector - 2			Sector - 3			Ideal Lap vs Best Lap						
Clas	Nº	Driver	Time	Nº	Driver	Time	Nº	Driver	Time	Clas	Nº	Driver	Ideal Lap	Best Lap	Clas
1	62	Dušan Borkovic	32.541	25	Mikel Azcona	44.768	15	Peter Terting	37.519	1	25	Mikel Azcona	1:54.931	1:54.931	1
2	69	Jean-Karl Vernay	32.595	223	Nathanaël Berthon	44.791	25	Mikel Azcona	37.525	2	223	Nathanaël Berthon	1:55.258	1:55.439	2
3	25	Mikel Azcona	32.638	116	Ashley Sutton	44.977	19	Andreas Bäckman	37.529	3	62	Dušan Borkovic	1:55.369	1:55.631	6
4	8	Reece Barr	32.640	555	Norbert Michelisz	44.985	909	Mike Halder	37.571	4	15	Peter Terting	1:55.382	1:55.838	10
5	11	Ashley Sutton	32.676	94	Kris Richard	44.995	9	Attila Tassi	37.612	5	9	Attila Tassi	1:55.407	1:55.537	4
6	34	Stian Paulsen	32.690	9	Attila Tassi	45.031	34	Stian Paulsen	37.640	6	116	Ashley Sutton	1:55.414	1:55.518	3
7	22	Nathanaël Berthon	32.701	62	Dušan Borkovic	45.068	69	Jean-Karl Vernay	37.726	7	69	Jean-Karl Vernay	1:55.414	1:55.576	5
8	15	Peter Terting	32.732	34	Stian Paulsen	45.086	62	Dušan Borkovic	37.760	8	34	Stian Paulsen	1:55.416	1:55.642	7
9	22	Petr Fulín	32.747	69	Jean-Karl Vernay	45.093	116	Ashley Sutton	37.761	9	909	Mike Halder	1:55.540	1:55.712	8
10	9	Attila Tassi	32.764	8	Reece Barr	45.096	223	Nathanaël Berthon	37.766	10	555	Norbert Michelisz	1:55.582	1:56.043	14
11	23	Francisco Abreu	32.777	15	Peter Terting	45.131	94	Kris Richard	37.773	11	94	Kris Richard	1:55.591	1:55.871	12
12	90	Mike Halder	32.795	22	Petr Fulín	45.142	555	Norbert Michelisz	37.783	12	8	Reece Barr	1:55.674	1:55.969	13
13	55	Norbert Michelisz	32.814	909	Mike Halder	45.174	22	Petr Fulín	37.916	13	19	Andreas Bäckman	1:55.726	1:55.726	9
14	99	Josh Files	32.816	99	Josh Files	45.226	5	Klim Gavrilo	37.925	14	22	Petr Fulín	1:55.805	1:55.861	11
15	94	Kris Richard	32.823	999	Dániel Nagy	45.237	8	Reece Barr	37.938	15	999	Dániel Nagy	1:56.133	1:56.446	16
16	19	Andreas Bäckman	32.832	4	Julien Briché	45.292	4	Julien Briché	37.975	16	4	Julien Briché	1:56.198	1:56.314	15
17	99	Dániel Nagy	32.848	19	Andreas Bäckman	45.365	27	Enrique Hernando	38.022	17	99	Josh Files	1:56.264	1:56.455	17
18	4	Julien Briché	32.931	38	Danny Kroes	45.380	38	Danny Kroes	38.047	18	38	Danny Kroes	1:56.392	1:56.632	21
19	27	Enrique Hernando	32.934	27	Enrique Hernando	45.480	999	Dániel Nagy	38.048	19	27	Enrique Hernando	1:56.436	1:56.810	22
20	88	Maxime Potty	32.935	23	Francisco Abreu	45.520	88	Maxime Potty	38.078	20	23	Francisco Abreu	1:56.464	1:56.464	18
21	38	Danny Kroes	32.965	88	Maxime Potty	45.537	23	Francisco Abreu	38.167	21	5	Klim Gavrilo	1:56.514	1:56.514	19
22	5	Klim Gavrilo	32.983	5	Klim Gavrilo	45.606	10	Viktor Davidovski	38.174	22	88	Maxime Potty	1:56.550	1:56.624	20
23	10	Viktor Davidovski	33.003	126	Jessica Bäckman	45.619	99	Josh Files	38.222	23	126	Jessica Bäckman	1:57.114	1:57.247	23
24	17	Martin Ryba	33.014	17	Martin Ryba	45.761	32	Oliver Taylor	38.365	24	17	Martin Ryba	1:57.154	1:57.342	24
25	12	Jessica Bäckman	33.082	32	Oliver Taylor	45.891	11	Jens Reno Møller	38.378	25	32	Oliver Taylor	1:57.383	1:57.383	25
26	32	Oliver Taylor	33.127	42	Stefano Comini	45.932	17	Martin Ryba	38.379	26	10	Viktor Davidovski	1:57.624	1:57.884	27
27	21	Marie Baus-Coppen	33.153	11	Jens Reno Møller	46.076	126	Jessica Bäckman	38.413	27	42	Stefano Comini	1:57.780	1:57.780	26
28	35	Munkong Sathienthirakul	33.181	35	Munkong Sathienthirakul	46.078	42	Stefano Comini	38.565	28	35	Munkong Sathienthir	1:57.876	1:57.886	28
29	42	Stefano Comini	33.283	21	Marie Baus-Coppen	46.164	28	Jean-Laurent Navarr	38.586	29	11	Jens Reno Møller	1:57.929	1:58.033	29
30	11	Nikola Miljković	33.329	111	Nikola Miljković	46.370	111	Nikola Miljković	38.600	30	21	Marie Baus-Coppen	1:57.985	1:58.178	30
31	28	Jean-Laurent Navarr	33.386	28	Jean-Laurent Navarr	46.416	35	Munkong Sathienthirakul	38.617	31	111	Nikola Miljković	1:58.299	1:58.656	32
32	11	Jens Reno Møller	33.475	10	Viktor Davidovski	46.447	21	Marie Baus-Coppen	38.668	32	28	Jean-Laurent Navarr	1:58.388	1:58.589	31





# Circuit de Barcelona

## TCR Europe

### Free Practice - 1

#### Best 5 Lap Times



Cls	Nº	Driver	Nat	Team	Nat	Vehicle	Best 1		Best 2		Best 3		Best 4		Best 5	
							Time	Lap	Time	Lap	Time	Lap	Time	Lap	Time	Lap
1	25	Mikel Azcona	ESP	PCR Sport	ESP	Cupra TCR	1:54.931	8	1:55.507	11	1:55.512	10	1:55.633	5	1:55.826	12
2	223	Nathanaël Berthon	FRA	Comtoyou Racing	FRA	Audi RS3 LMS TCR	1:55.439	4	1:55.481	5	1:55.891	8	2:04.355	9	4:15.358	3
3	116	Ashley Sutton	GBR	WestCoast Racing	GBR	Volkswagen Golf GTI TCR	1:55.518	7	1:55.661	8	1:55.792	4	1:57.825	3	2:06.122	9
4	9	Attila Tassi	HUN	Hell Energy Racing with KCMG	HUN	Honda Civic Type R FK7 TCR	1:55.537	8	1:55.719	5	1:56.553	11	1:56.600	9	1:56.608	4
5	69	Jean-Karl Vernay	FRA	Leopard Lukoil Team	FRA	Audi RS3 LMS TCR	1:55.576	5	1:55.670	4	1:55.789	9	1:55.865	8	2:07.452	10
6	62	Dušan Borkovic	SRB	Target Competition	SRB	Hyundai i30 N TCR	1:55.631	9	1:55.636	4	1:55.682	5	1:56.171	11	1:56.372	10
7	34	Stian Paulsen	NOR	Stian Paulsen Racing	NOR	Cupra TCR	1:55.642	8	1:55.979	10	1:56.281	5	1:56.390	4	1:56.880	11
8	909	Mike Halder	GER	Hell Energy Racing with KCMG	GER	Honda Civic Type R FK7 TCR	1:55.712	8	1:55.976	5	1:56.386	10	1:56.542	4	1:57.195	9
9	19	Andreas Bäckman	SW	WestCoast Racing	SW	Volkswagen Golf GTI TCR	1:55.726	8	1:56.336	9	1:56.656	11	1:56.779	5	1:57.126	10
10	15	Peter Terting	GER	Target Competition	GER	Hyundai i30 N TCR	1:55.838	9	1:55.890	8	1:55.909	4	1:56.141	12	1:56.329	10
11	22	Petr Fulín	CZE	Fulin Race Academy	CZE	Cupra TCR	1:55.861	8	1:56.530	4	1:57.567	5	2:08.608	9	2:31.766	11
12	94	Kris Richard	SUI	Target Competition	SUI	Hyundai i30 N TCR	1:55.871	8	1:55.927	9	1:56.109	11	1:56.158	12	1:56.164	4
13	8	Reece Barr	IRE	Target Competition	IRE	Hyundai i30 N TCR	1:55.969	9	1:56.014	8	1:56.014	10	1:56.039	5	1:56.044	11
14	555	Norbert Michelisz	HUN	M1RA	HUN	Hyundai i30 N TCR	1:56.043	7	1:58.690	5	1:58.756	8	2:00.198	6	2:13.234	3
15	4	Julien Briché	FRA	JSB Compétition	FRA	Peugeot 308 TCR	1:56.314	9	1:56.388	8	1:56.463	11	2:00.450	10	2:08.104	5
16	999	Dániel Nagy	HUN	M1RA	HUN	Hyundai i30 N TCR	1:56.446	7	1:56.494	10	1:56.665	4	1:57.328	9	1:57.933	3
17	99	Josh Files	GBR	Hell Energy Racing with KCMG	GBR	Honda Civic Type R FK7 TCR	1:56.455	6	1:56.503	9	1:56.584	7	2:05.971	8	2:29.227	10
18	23	Francisco Abreu	POR	Sports & You	POR	Peugeot 308 TCR	1:56.464	8	1:57.259	5	1:57.437	10	1:57.937	9	1:59.072	4
19	5	Klim Gavrilov	RUS	LTA Rally	RUS	Volkswagen Golf GTI TCR	1:56.514	7	1:57.382	10	1:57.524	9	1:57.929	8	1:58.896	4
20	88	Maxime Potty	BEL	Comtoyou Racing	BEL	Volkswagen Golf GTI TCR	1:56.624	9	1:56.843	8	1:56.979	4	1:57.084	5	1:57.304	10
21	38	Danny Kroes	NED	PCR Sport	NED	Cupra TCR	1:56.632	8	1:56.927	9	1:57.223	5	1:57.551	10	1:57.552	4
22	27	Enrique Hernando	ESP	Sports & You	ESP	Peugeot 308 TCR	1:56.810	8	1:57.307	11	1:57.445	4	1:57.836	10	1:57.860	9
23	126	Jessica Bäckman	SW	WestCoast Racing	SW	Volkswagen Golf GTI TCR	1:57.247	9	1:57.558	8	1:57.576	11	1:57.783	5	1:58.647	10
24	17	Martin Ryba	SVK	Brutal Fish Racing Team	SVK	Volkswagen Golf GTI TCR	1:57.342	5	1:57.396	9	1:57.698	10	1:58.164	4	2:04.006	8
25	32	Oliver Taylor	GBR	Pyro Motorsport	GBR	Honda Civic Type R FK7 TCR	1:57.383	8	1:57.606	10	1:57.864	5	1:57.954	9	1:58.340	4
26	42	Stefano Comini	SUI	Autodis Racing by THX	SUI	Honda Civic Type R FK7 TCR	1:57.780	4	1:58.206	7	1:58.415	8	2:02.710	10	2:03.664	9
27	10	Viktor Davidovski	MKD	PSS Racing Team	MKD	Honda Civic Type R FK7 TCR	1:57.884	11	1:57.971	8	1:58.111	10	1:58.888	5	1:59.417	9
28	35	Munkong	THA	Monlau Competición	THA	Cupra TCR	1:57.886	11	1:58.285	8	1:59.946	5	2:00.513	9	2:01.284	10
29	11	Jens Reno Møller	DEN	Reno Racing	DEN	Honda Civic Type R FK7 TCR	1:58.033	9	1:58.170	8	1:58.784	6	2:00.488	7	2:01.758	2
30	21	Marie	FRA	JSB Compétition	FRA	Cupra TCR DSG	1:58.178	8	1:58.639	11	1:58.744	9	1:58.967	5	1:59.193	10
31	28	Jean-Laurent	FRA	MN Développement	FRA	Volkswagen Golf GTI TCR	1:58.589	8	1:58.736	5	1:59.239	4	1:59.660	11	2:00.772	10
32	111	Nikola Miljković	SRB	LEIN Racing	SRB	Cupra TCR	1:58.656	9	1:58.897	8	2:01.879	4	2:06.806	5	2:17.916	10







# Circuit de Barcelona

## TCR Europe

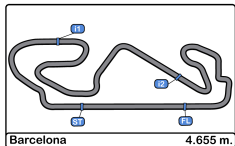
### Free Practice - 1

#### Best 5 Top Speeds



Cls	Nº	Driver	Nat	Team	Nat	Vehicle	Top 1		Top 2		Top 3		Top 4		Top 5		Avg
							Km/h	Lap	Km/h	Lap	Km/h	Lap	Km/h	Lap	Km/h	Lap	
1	69	Jean-Karl Vernay	FRA	Leopard Lukoil Team	FRA	Audi RS3 LMS TCR	247.7	10	246.5	6	244.3	5	243.7	8	243.2	9	245.1
2	25	Mikel Azcona	ESP	PCR Sport	ESP	Cupra TCR	247.1	5	245.4	6	245.4	9	244.8	10	243.7	12	245.3
3	23	Francisco Abreu	POR	Sports & You	POR	Peugeot 308 TCR	246.5	5	246.0	6	245.4	4	245.4	10	243.7	11	245.4
4	27	Enrique Hernando	ESP	Sports & You	ESP	Peugeot 308 TCR	246.0	9	245.4	6	244.3	8	244.3	10	243.7	11	244.7
5	62	Dušan Borkovic	SRB	Target Competition	SRB	Hyundai i30 N TCR	246.0	10	243.2	11	242.1	9	242.1	12	241.0	5	242.9
6	34	Stian Paulsen	NOR	Stian Paulsen Racing	NOR	Cupra TCR	245.4	4	245.4	5	245.4	6	245.4	10	244.8	9	245.3
7	223	Nathanaël Berthon	FRA	Comtoyou Racing	FRA	Audi RS3 LMS TCR	245.4	9	243.7	5	243.2	6	243.2	8	241.0	4	243.3
8	4	Julien Briché	FRA	JSB Compétition	FRA	Peugeot 308 TCR	244.8	4	243.7	11	243.2	6	242.1	5	242.1	10	243.2
9	38	Danny Kroes	NED	PCR Sport	NED	Cupra TCR	244.3	11	243.7	10	243.2	6	241.6	9	241.0	5	242.8
10	116	Ashley Sutton	GBR	WestCoast Racing	GBR	Volkswagen Golf GTI TCR	244.3	5	243.7	9	242.6	4	242.1	8	240.5	7	242.7
11	17	Martin Ryba	SVK	Brutal Fish Racing Team	SVK	Volkswagen Golf GTI TCR	243.7	5	242.1	6	240.5	4	238.4	11	237.8	9	240.5
12	10	Viktor Davidovski	MKD	PSS Racing Team	MKD	Honda Civic Type R FK7 TCR	243.2	9	240.0	8	239.4	10	239.4	12	238.9	5	240.2
13	21	Marie	FRA	JSB Compétition	FRA	Cupra TCR DSG	243.2	11	242.6	8	242.6	9	242.1	5	241.6	4	242.4
14	22	Petr Fulín	CZE	Fulin Race Academy	CZE	Cupra TCR	243.2	4	243.2	9	242.6	5	241.0	6	238.9	8	241.8
15	35	Munkong	THA	Monlau Competición	THA	Cupra TCR	242.6	11	242.1	8	240.5	5	240.0	6	216.8	10	236.4
16	88	Maxime Potty	BEL	Comtoyou Racing	BEL	Volkswagen Golf GTI TCR	242.6	11	242.1	5	242.1	10	241.0	6	240.0	4	241.6
17	99	Josh Files	GBR	Hell Energy Racing with KCMG	GBR	Honda Civic Type R FK7 TCR	242.6	7	242.6	8	242.1	9	241.6	4	241.0	6	242.0
18	909	Mike Halder	GER	Hell Energy Racing with KCMG	GER	Honda Civic Type R FK7 TCR	242.6	10	242.1	9	242.1	11	241.6	8	240.5	5	241.8
19	5	Klim Gavrilov	RUS	LTA Rally	RUS	Volkswagen Golf GTI TCR	242.1	7	242.1	8	241.6	5	241.0	9	241.0	10	241.6
20	8	Reece Barr	IRE	Target Competition	IRE	Hyundai i30 N TCR	242.1	6	241.6	5	241.0	4	240.5	8	240.5	10	241.1
21	19	Andreas Bäckman	SW	WestCoast Racing	SW	Volkswagen Golf GTI TCR	242.1	6	241.6	10	241.6	12	241.0	5	241.0	9	241.5
22	126	Jessica Bäckman	SW	WestCoast Racing	SW	Volkswagen Golf GTI TCR	242.1	9	241.6	10	241.6	11	241.0	5	240.5	8	241.3
23	15	Peter Terting	GER	Target Competition	GER	Hyundai i30 N TCR	241.0	4	241.0	5	240.5	6	238.9	13	238.4	2	240.0
24	28	Jean-Laurent	FRA	MN Développement	FRA	Volkswagen Golf GTI TCR	241.0	5	241.0	9	240.5	11	240.0	6	239.4	4	240.4
25	32	Oliver Taylor	GBR	Pyro Motorsport	GBR	Honda Civic Type R FK7 TCR	241.0	5	241.0	10	240.0	6	240.0	11	239.4	8	240.3
26	94	Kris Richard	SUI	Target Competition	SUI	Hyundai i30 N TCR	241.0	4	241.0	6	240.5	5	240.0	13	239.4	11	240.4
27	9	Attila Tassi	HUN	Hell Energy Racing with KCMG	HUN	Honda Civic Type R FK7 TCR	240.5	9	240.5	10	240.0	11	238.9	4	238.9	5	239.7
28	111	Nikola Miljković	SRB	LEIN Racing	SRB	Cupra TCR	240.5	6	239.4	8	239.4	10	238.9	4	238.9	9	239.4
29	555	Norbert Michelisz	HUN	M1RA	HUN	Hyundai i30 N TCR	240.5	8	238.9	9	238.4	7	235.8	5	225.9	6	235.9
30	999	Dániel Nagy	HUN	M1RA	HUN	Hyundai i30 N TCR	240.5	10	240.0	9	240.0	11	238.9	7	237.8	3	239.4
31	11	Jens Reno Møller	DEN	Reno Racing	DEN	Honda Civic Type R FK7 TCR	237.8	8	237.8	9	236.3	3	236.3	4	236.3	10	236.9
32	42	Stefano Comini	SUI	Autodis Racing by THX	SUI	Honda Civic Type R FK7 TCR	237.8	10	236.8	7	235.8	11	235.2	5	235.2	8	236.2



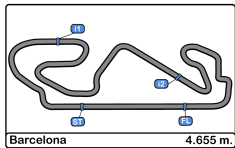


Circuit de Barcelona  
 TCR Europe  
 Free Practice - 1  
 Fastest Laps Sequence



Lap	Time of Day	Session Time	Nº	Driver	Nat	Team	Nat	Vehicle	Time	Km/h
2	12:03:09.604	8:09.604	99	Josh Files	GBR	Hell Energy Racing with KCMG	GBR	Honda Civic Type R FK7 TCR	5:56.236	47.0
3	12:05:08.294	10:08.294	9	Attila Tassi	HUN	Hell Energy Racing with KCMG	HUN	Honda Civic Type R FK7 TCR	5:42.110	48.9
3	12:05:11.678	10:11.678	90	Mike Halder	GER	Hell Energy Racing with KCMG	GER	Honda Civic Type R FK7 TCR	5:25.394	51.5
3	12:05:22.081	10:22.081	38	Danny Kroes	NED	PCR Sport	NED	Cupra TCR	5:19.577	52.4
3	12:05:24.036	10:24.036	25	Mikel Azcona	ESP	PCR Sport	ESP	Cupra TCR	5:03.254	55.2
3	12:05:24.898	10:24.898	34	Stian Paulsen	NOR	Stian Paulsen Racing	NOR	Cupra TCR	5:01.339	55.6
3	12:05:28.868	10:28.868	21	Marie Baus-Cop	FRA	JSB Compétition	FRA	Cupra TCR DSG	4:51.407	57.5
3	12:05:32.384	10:32.384	22	Nathanaël Bertho	FRA	Comtoyou Racing	FRA	Audi RS3 LMS TCR	4:15.358	65.6
4	12:07:04.902	12:04.902	9	Attila Tassi	HUN	Hell Energy Racing with KCMG	HUN	Honda Civic Type R FK7 TCR	1:56.608	143.7
4	12:07:08.220	12:08.220	90	Mike Halder	GER	Hell Energy Racing with KCMG	GER	Honda Civic Type R FK7 TCR	1:56.542	143.7
4	12:07:09.388	12:09.388	62	Dušan Borkovic	SRB	Target Competition	SRB	Hyundai i30 N TCR	1:55.636	144.9
4	12:07:27.823	12:27.823	22	Nathanaël Bertho	FRA	Comtoyou Racing	FRA	Audi RS3 LMS TCR	1:55.439	145.1
8	12:19:08.964	24:08.964	25	Mikel Azcona	ESP	PCR Sport	ESP	Cupra TCR	1:54.931	145.8





Circuit de Barcelona

TCR Europe

Free Practice - 1

Event Best Maximum Speed



Nº	Driver	Nat	Team	Nat	Vehicle	Km/h	Session
69	Jean-Karl Vernay	FRA	Leopard Lukoil Team	FRA	Audi RS3 LMS TCR	247.7	Free Practice - 1
25	Mikel Azcona	ESP	PCR Sport	ESP	Cupra TCR	247.1	Free Practice - 1
23	Francisco Abreu	POR	Sports & You	POR	Peugeot 308 TCR	246.5	Free Practice - 1
27	Enrique Hernand	ESP	Sports & You	ESP	Peugeot 308 TCR	246.0	Free Practice - 1
62	Dušan Borkovic	SRB	Target Competition	SRB	Hyundai i30 N TCR	246.0	Free Practice - 1
34	Stian Paulsen	NOR	Stian Paulsen Racing	NOR	Cupra TCR	245.4	Free Practice - 1
223	Nathanaël Bertho	FRA	Comtoyou Racing	FRA	Audi RS3 LMS TCR	245.4	Free Practice - 1
4	Julien Briché	FRA	JSB Compétition	FRA	Peugeot 308 TCR	244.8	Free Practice - 1
116	Ashley Sutton	GBR	WestCoast Racing	GBR	Volkswagen Golf GTI TCR	244.3	Free Practice - 1
38	Danny Kroes	NED	PCR Sport	NED	Cupra TCR	244.3	Free Practice - 1
17	Martin Ryba	SVK	Brutal Fish Racing Team	SVK	Volkswagen Golf GTI TCR	243.7	Free Practice - 1
22	Petr Fulín	CZE	Fulin Race Academy	CZE	Cupra TCR	243.2	Free Practice - 1
10	Viktor Davidovski	MKD	PSS Racing Team	MKD	Honda Civic Type R FK7 TCR	243.2	Free Practice - 1
21	Marie Baus-Cop	FRA	JSB Compétition	FRA	Cupra TCR DSG	243.2	Free Practice - 1
99	Josh Files	GBR	Hell Energy Racing with KCMG	GBR	Honda Civic Type R FK7 TCR	242.6	Free Practice - 1
909	Mike Halder	GER	Hell Energy Racing with KCMG	GER	Honda Civic Type R FK7 TCR	242.6	Free Practice - 1
35	Munkong Sathien	THA	Monlau Competición	THA	Cupra TCR	242.6	Free Practice - 1
88	Maxime Potty	BEL	Comtoyou Racing	BEL	Volkswagen Golf GTI TCR	242.6	Free Practice - 1
8	Reece Barr	IRE	Target Competition	IRE	Hyundai i30 N TCR	242.1	Free Practice - 1
19	Andreas Bäckma	SWE	WestCoast Racing	SWE	Volkswagen Golf GTI TCR	242.1	Free Practice - 1
5	Klim Gavrilov	RUS	LTA Rally	RUS	Volkswagen Golf GTI TCR	242.1	Free Practice - 1
126	Jessica Bäckman	SWE	WestCoast Racing	SWE	Volkswagen Golf GTI TCR	242.1	Free Practice - 1
15	Peter Terting	GER	Target Competition	GER	Hyundai i30 N TCR	241.0	Free Practice - 1
94	Kris Richard	SUI	Target Competition	SUI	Hyundai i30 N TCR	241.0	Free Practice - 1
32	Oliver Taylor	GBR	Pyro Motorsport	GBR	Honda Civic Type R FK7 TCR	241.0	Free Practice - 1
28	Jean-Laurent Nav	FRA	MN Développement	FRA	Volkswagen Golf GTI TCR	241.0	Free Practice - 1
111	Nikola Miljković	SRB	LEIN Racing	SRB	Cupra TCR	240.5	Free Practice - 1
9	Attila Tassi	HUN	Hell Energy Racing with KCMG	HUN	Honda Civic Type R FK7 TCR	240.5	Free Practice - 1
999	Dániel Nagy	HUN	M1RA	HUN	Hyundai i30 N TCR	240.5	Free Practice - 1
555	Norbert Michelisz	HUN	M1RA	HUN	Hyundai i30 N TCR	240.5	Free Practice - 1
11	Jens Reno Møller	DEN	Reno Racing	DEN	Honda Civic Type R FK7 TCR	237.8	Free Practice - 1
42	Stefano Comini	SUI	Autodis Racing by THX	SUI	Honda Civic Type R FK7 TCR	237.8	Free Practice - 1





# Circuit de Barcelona

## TCR Europe

### Free Practice - 1

#### Pit Stop Analysis



**4** Julien Briché Peugeot JSB Compétition  
Peugeot 308 TCR

Nr.	In Day Time	In Time	Out Time	Pit Time	T. Pit Time	Handicap	Penalty
1	12:00:15.113	12:00:15.113	12:03:18.144	3:03.031	3:03.031		
2	12:12:24.256	12:12:24.256	12:15:13.919	2:49.663	5:52.694		

**5** Klim Gavrilov Volkswagen LTA Rally  
Volkswagen Golf GTI TCR

Nr.	In Day Time	In Time	Out Time	Pit Time	T. Pit Time	Handicap	Penalty
1	12:01:19.445	12:01:19.445	12:03:39.336	2:19.891	2:19.891		
2	12:09:52.004	12:09:52.004	12:15:30.053	5:38.049	7:57.940		

**8** Reece Barr Hyundai Target Competition  
Hyundai i30 N TCR

Nr.	In Day Time	In Time	Out Time	Pit Time	T. Pit Time	Handicap	Penalty
1	11:59:40.471	11:59:40.471	12:03:00.013	3:19.542	3:19.542		
2	12:11:16.464	12:11:16.464	12:15:01.098	3:44.634	7:04.176		

**9** Attila Tassi Honda Hell Energy Racing with KCMG  
Honda Civic Type R FK7 TCR

Nr.	In Day Time	In Time	Out Time	Pit Time	T. Pit Time	Handicap	Penalty
1	11:59:23.753	11:59:23.753	12:03:05.831	3:42.078	3:42.078		
2	12:11:02.279	12:11:02.279	12:15:55.166	4:52.887	8:34.965		

**10** Viktor Davidovski Honda PSS Racing Team  
Honda Civic Type R FK7 TCR

Nr.	In Day Time	In Time	Out Time	Pit Time	T. Pit Time	Handicap	Penalty
1	12:01:18.054	12:01:18.054	12:03:36.022	2:17.968	2:17.968		
2	12:12:04.994	12:12:04.994	12:15:28.049	3:23.055	5:41.023		

**11** Jens Reno Møller Honda Reno Racing  
Honda Civic Type R FK7 TCR

Nr.	In Day Time	In Time	Out Time	Pit Time	T. Pit Time	Handicap	Penalty
1	12:12:09.614	12:12:09.614	12:16:00.458	3:50.844	3:50.844		

**15** Peter Terting Hyundai Target Competition  
Hyundai i30 N TCR

Nr.	In Day Time	In Time	Out Time	Pit Time	T. Pit Time	Handicap	Penalty
1	11:59:36.033	11:59:36.033	12:03:00.933	3:24.900	3:24.900		
2	12:11:12.813	12:11:12.813	12:14:55.792	3:42.979	7:07.879		

**17** Martin Ryba Volkswagen Brutal Fish Racing Team  
Volkswagen Golf GTI TCR

Nr.	In Day Time	In Time	Out Time	Pit Time	T. Pit Time	Handicap	Penalty
1	12:00:41.740	12:00:41.740	12:03:24.693	2:42.953	2:42.953		
2	12:11:46.681	12:11:46.681	12:15:16.489	3:29.808	6:12.761		

**19** Andreas Bäckman Volkswagen WestCoast Racing  
Volkswagen Golf GTI TCR

Nr.	In Day Time	In Time	Out Time	Pit Time	T. Pit Time	Handicap	Penalty
1	12:01:15.088	12:01:15.088	12:04:08.074	2:52.986	2:52.986		
2	12:12:25.837	12:12:25.837	12:16:31.809	4:05.972	6:58.958		

**21** Marie Baus-Coppens Cupra JSB Compétition  
Cupra TCR DSG

Nr.	In Day Time	In Time	Out Time	Pit Time	T. Pit Time	Handicap	Penalty
1	12:00:33.957	12:00:33.957	12:03:20.299	2:46.342	2:46.342		
2	12:11:42.806	12:11:42.806	12:15:15.266	3:32.460	6:18.802		

**22** Petr Fulín Cupra Fulín Race Academy  
Cupra TCR

Nr.	In Day Time	In Time	Out Time	Pit Time	T. Pit Time	Handicap	Penalty
1	12:00:32.020	12:00:32.020	12:03:21.740	2:49.720	2:49.720		
2	12:11:40.016	12:11:40.016	12:15:18.309	3:38.293	6:28.013		
3	12:21:37.283	12:21:37.283	12:23:27.951	1:50.668	8:18.681		

**23** Francisco Abreu Peugeot Sports & You  
Peugeot 308 TCR

Nr.	In Day Time	In Time	Out Time	Pit Time	T. Pit Time	Handicap	Penalty
1	12:00:22.955	12:00:22.955	12:03:27.179	3:04.224	3:04.224		
2	12:15:30.154	12:15:30.154	12:17:48.593	2:18.439	5:22.663		

**25** Mikel Azcona Cupra PCR Sport  
Cupra TCR

Nr.	In Day Time	In Time	Out Time	Pit Time	T. Pit Time	Handicap	Penalty
1	12:00:17.809	12:00:17.809	12:03:14.687	2:56.878	2:56.878		
2	12:11:21.559	12:11:21.559	12:15:12.191	3:50.632	6:47.510		

**28** Jean-Laurent Navarro Volkswagen MN Développement  
Volkswagen Golf GTI TCR

Nr.	In Day Time	In Time	Out Time	Pit Time	T. Pit Time	Handicap	Penalty
1	12:00:11.990	12:00:11.990	12:03:27.936	3:15.946	3:15.946		
2	12:11:53.276	12:11:53.276	12:15:23.630	3:30.354	6:46.300		

**32** Oliver Taylor Honda Pyro Motorsport  
Honda Civic Type R FK7 TCR

Nr.	In Day Time	In Time	Out Time	Pit Time	T. Pit Time	Handicap	Penalty
1	12:00:24.332	12:00:24.332	12:03:29.938	3:05.606	3:05.606		
2	12:11:48.112	12:11:48.112	12:15:38.461	3:50.349	6:55.955		

**34** Stian Paulsen Cupra Stian Paulsen Racing  
Cupra TCR

Nr.	In Day Time	In Time	Out Time	Pit Time	T. Pit Time	Handicap	Penalty
1	12:00:20.549	12:00:20.549	12:03:16.710	2:56.161	2:56.161		
2	12:11:29.252	12:11:29.252	12:15:05.743	3:36.491	6:32.652		

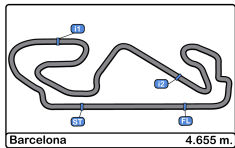
**35** Munkong Sathienthirakul Cupra Monlau Competición  
Cupra TCR

Nr.	In Day Time	In Time	Out Time	Pit Time	T. Pit Time	Handicap	Penalty
1	12:01:21.883	12:01:21.883	12:03:37.848	2:15.965	2:15.965		
2	12:12:06.759	12:12:06.759	12:15:26.496	3:19.737	5:35.702		

**38** Danny Kroes Cupra PCR Sport  
Cupra TCR

Nr.	In Day Time	In Time	Out Time	Pit Time	T. Pit Time	Handicap	Penalty
1	11:59:59.554	11:59:59.554	12:03:04.321	3:04.767	3:04.767		
2	12:11:22.789	12:11:22.789	12:15:33.365	4:10.576	7:15.343		





**Circuit de Barcelona**  
**TCR Europe**  
**Free Practice - 1**  
**Pit Stop Analysis**



**42** Stefano Comini Honda Autodis Racing by THX  
Honda Civic Type R FK7 TCR

Nr.	In Day Time	In Time	Out Time	Pit Time	T. Pit Time	Handicap	Penalty
1	11:59:54.415	11:59:54.415	12:06:07.233	6:12.818	6:12.818		
2	12:12:17.382	12:12:17.382	12:15:07.108	2:49.726	9:02.544		

**62** Dušan Borkovic Hyundai Target Competition  
Hyundai i30 N TCR

Nr.	In Day Time	In Time	Out Time	Pit Time	T. Pit Time	Handicap	Penalty
1	11:59:34.311	11:59:34.311	12:02:58.842	3:24.531	3:24.531		
2	12:11:08.994	12:11:08.994	12:14:57.863	3:48.869	7:13.400		

**69** Jean-Karl Vernay Audi Leopard Lukoil Team  
Audi RS3 LMS TCR

Nr.	In Day Time	In Time	Out Time	Pit Time	T. Pit Time	Handicap	Penalty
1	11:59:51.636	11:59:51.636	12:03:57.709	4:06.073	4:06.073		
2	12:12:15.948	12:12:15.948	12:17:52.778	5:36.830	9:42.903		

**88** Maxime Poty Volkswagen Comtoyou Racing  
Volkswagen Golf GTI TCR

Nr.	In Day Time	In Time	Out Time	Pit Time	T. Pit Time	Handicap	Penalty
1	11:59:52.947	11:59:52.947	12:03:12.906	3:19.959	3:19.959		
2	12:11:30.705	12:11:30.705	12:17:01.290	5:30.585	8:50.544		

**94** Kris Richard Hyundai Target Competition  
Hyundai i30 N TCR

Nr.	In Day Time	In Time	Out Time	Pit Time	T. Pit Time	Handicap	Penalty
1	11:59:38.512	11:59:38.512	12:03:02.114	3:23.602	3:23.602		
2	12:11:14.630	12:11:14.630	12:14:59.975	3:45.345	7:08.947		

**99** Josh Files Honda Hell Energy Racing with KCMG  
Honda Civic Type R FK7 TCR

Nr.	In Day Time	In Time	Out Time	Pit Time	T. Pit Time	Handicap	Penalty
1	12:03:06.892	12:03:06.892	12:08:00.147	4:53.255	4:53.255		
2	12:12:27.026	12:12:27.026	12:15:47.185	3:20.159	8:13.414		

**111** Nikola Miljković Cupra LEIN Racing  
Cupra TCR

Nr.	In Day Time	In Time	Out Time	Pit Time	T. Pit Time	Handicap	Penalty
1	12:00:27.395	12:00:27.395	12:03:43.969	3:16.574	3:16.574		
2	12:12:22.284	12:12:22.284	12:20:29.815	8:07.531	11:24.105		

**116** Ashley Sutton Volkswagen WestCoast Racing  
Volkswagen Golf GTI TCR

Nr.	In Day Time	In Time	Out Time	Pit Time	T. Pit Time	Handicap	Penalty
1	11:58:11.210	11:58:11.210	12:03:29.128	5:17.918	5:17.918		
2	12:11:41.092	12:11:41.092	12:15:25.032	3:43.940	9:01.858		
3	12:23:24.076	12:23:24.076	12:23:48.131	24.055	9:25.913		

**126** Jessica Bäckman Volkswagen WestCoast Racing  
Volkswagen Golf GTI TCR

Nr.	In Day Time	In Time	Out Time	Pit Time	T. Pit Time	Handicap	Penalty
1	12:00:43.923	12:00:43.923	12:03:31.435	2:47.512	2:47.512		
2	12:11:50.674	12:11:50.674	12:15:35.611	3:44.937	6:32.449		

**223** Nathanaël Berthon Audi Comtoyou Racing  
Audi RS3 LMS TCR

Nr.	In Day Time	In Time	Out Time	Pit Time	T. Pit Time	Handicap	Penalty
1	12:01:13.031	12:01:13.031	12:03:09.914	1:56.883	1:56.883		
2	12:11:35.243	12:11:35.243	12:15:22.180	3:46.937	5:43.820		

**555** Norbert Michelisz Hyundai M1RA  
Hyundai i30 N TCR

Nr.	In Day Time	In Time	Out Time	Pit Time	T. Pit Time	Handicap	Penalty
1	11:57:42.809	11:57:42.809	12:03:53.495	6:10.686	6:10.686		
2	12:08:13.703	12:08:13.703	12:15:08.559	6:54.856	13:05.542		

**909** Mike Halder Honda Hell Energy Racing with KCMG  
Honda Civic Type R FK7 TCR

Nr.	In Day Time	In Time	Out Time	Pit Time	T. Pit Time	Handicap	Penalty
1	11:59:43.512	11:59:43.512	12:03:07.589	3:24.077	3:24.077		
2	12:11:05.377	12:11:05.377	12:17:17.351	6:11.974	9:36.051		

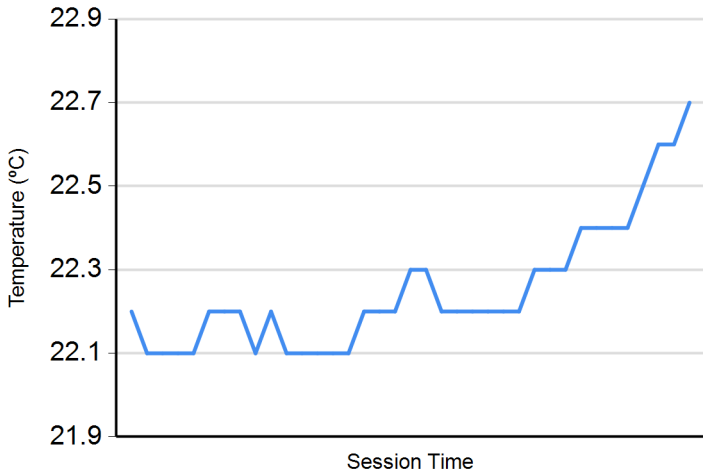
**999** Dániel Nagy Hyundai M1RA  
Hyundai i30 N TCR

Nr.	In Day Time	In Time	Out Time	Pit Time	T. Pit Time	Handicap	Penalty
1	11:57:33.755	11:57:33.755	12:03:11.176	5:37.421	5:37.421		
2	12:11:20.112	12:11:20.112	12:15:10.195	3:50.083	9:27.504		

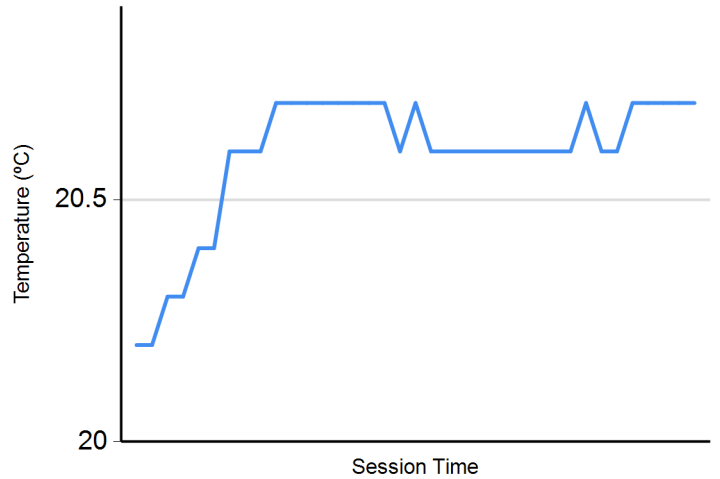




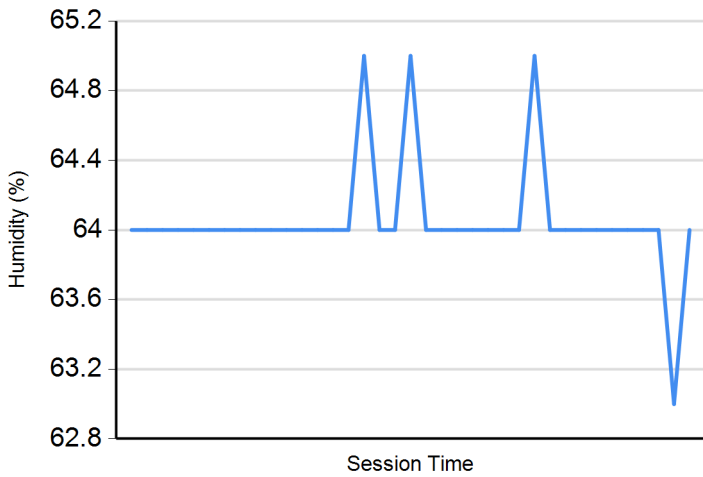
**Air Temperature**



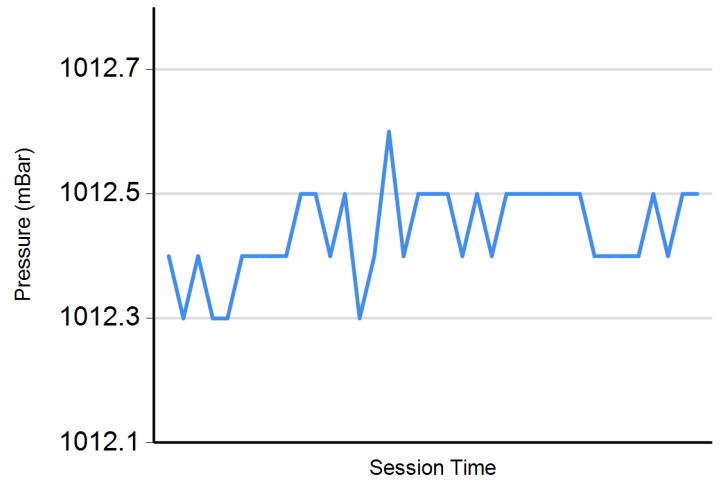
**Track Temperature**



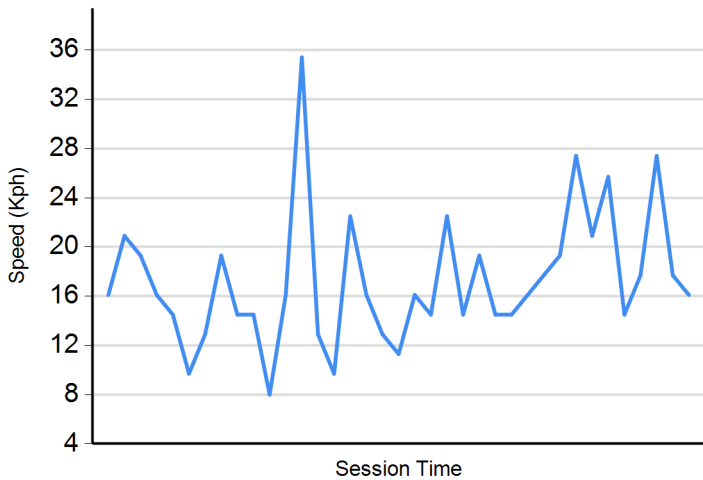
**Humidity**



**Pressure**



**Wind Speed**



**Wind direction**

North = 0°/360° Est = 90° South = 180° West = 270°

