



**Circuit de Barcelona**  
**Formula Renault Eurocup**  
**Race - 2**  
**Provisional Results**



Cls	Nº	Driver	Nat	Competitor	Nat	Rookie	Cls	Laps	Total Time	Gap	Interval	Km/h	Best	Time	Km/h
1	2	Logan Sargeant	USA	R-ACE GP	FRA	R	1	19	<b>33:10.271</b>			159.9	15	1:44.098	160.9
2	31	Christian Lundgaard	DEN	MP MOTORSPORT	NED	R	2	19	<b>33:13.584</b>	3.313	3.313	159.7	18	1:44.107	160.9
3	4	Victor Martins	FRA	R-ACE GP	FRA	R	3	19	<b>33:16.465</b>	6.194	2.881	159.4	19	1:44.177	160.8
4	1	Max Fewtrell	GBR	R-ACE GP	FRA			19	<b>33:18.621</b>	8.350	2.156	159.3	13	1:44.308	160.6
5	62	Thomas Maxwell	AUS	JD MOTORSPORT	ITA			19	<b>33:24.056</b>	13.785	5.435	158.8	19	1:44.691	160.0
6	61	Lorenzo Colombo	ITA	JD MOTORSPORT	ITA	R	4	19	<b>33:24.388</b>	14.117	0.332	158.8	8	1:44.618	160.1
7	21	Neil Verhagen	USA	TECH 1 RACING	FRA			19	<b>33:25.646</b>	15.375	1.258	158.7	16	1:44.691	160.0
8	16	Yifei Ye	CHN	JOSEF KAUFMANN RACING	GER			19	<b>33:27.489</b>	17.218	1.843	158.6	16	1:44.651	160.1
9	53	Eliseo Martinez	ESP	AVF BY ADRIAN VALLES	ESP	R	5	19	<b>33:28.122</b>	17.851	0.633	158.5	17	1:44.823	159.8
10	3	Charles Milesi	FRA	R-ACE GP	FRA	R	6	19	<b>33:32.125</b>	21.854	4.003	158.2	14	1:45.019	159.5
11	41	Oscar Piastrri	AUS	ARDEN	GBR	R	7	19	<b>33:32.763</b>	22.492	0.638	158.1	15	1:44.874	159.7
12	22	Alexander Smolyar	RUS	TECH 1 RACING	FRA	R	8	19	<b>33:33.394</b>	23.123	0.631	158.1	17	1:44.989	159.6
13	11	Clément Novalak	GBR	JOSEF KAUFMANN RACING	GER	R	9	19	<b>33:34.265</b>	23.994	0.871	158.0	17	1:44.842	159.8
14	32	Alex Peroni	AUS	MP MOTORSPORT	NED			19	<b>33:35.209</b>	24.938	0.944	157.9	14	1:44.792	159.9
15	43	Sami Taoufik	MAR	ARDEN	GBR	R	10	19	<b>33:39.892</b>	29.621	4.683	157.6	16	1:44.844	159.8
16	85	Raúl Guzman	MEX	FORTEC MOTORSPORTS	GBR			19	<b>33:40.927</b>	30.656	1.035	157.5	10	1:44.862	159.8
17	24	Frank Bird	GBR	TECH 1 RACING	FRA			19	<b>33:41.537</b>	31.266	0.610	157.5	17	1:44.668	160.1
18	33	Freek Schothorst	NED	MP MOTORSPORT	NED	R	11	19	<b>33:46.164</b>	35.893	4.627	157.1	19	1:44.948	159.6
19	42	Nikita Volegov	RUS	ARDEN	GBR	R	12	19	<b>33:47.826</b>	37.555	1.662	157.0	19	1:44.934	159.7
20	63	Najiy Razak	MAS	JD MOTORSPORT	ITA			19	<b>33:52.528</b>	42.257	4.702	156.6	16	1:45.385	159.0
21	84	Vladimir Tziortzis	RUS	FORTEC MOTORSPORTS	GBR	R	13	19	<b>33:53.240</b>	42.969	0.712	156.5	18	1:45.354	159.0
22	54	Christian Munoz	COL	AVF BY ADRIAN VALLES	ESP	R	14	19	<b>33:55.223</b>	44.952	1.983	156.4	5	1:45.622	158.6
<b>Not classified: (Requirements: 90% of number laps of leader = 18 Laps)</b>															
	23	Thomas Neubauer	FRA	TECH 1 RACING	FRA			17	<b>30:38.490</b>	2 Laps	2 Laps	154.9	9	1:45.015	159.5
	51	Axel Matus	MEX	AVF BY ADRIAN VALLES	ESP			7	<b>14:04.086</b>	12 Laps	10 Laps	138.9	4	1:46.338	157.5

**Fastest lap Logan Sargeant in 1:44.098 at 161.0 Km/h in lap 15**

Published at:.....

Track Temp: **29.7 °C** Air Temp: **25.9 °C** Humidity: **47 %** Track Status: **DRY**

<b>Stewards:</b>	<b>Race Director:</b>	<b>Timekeeper:</b> 
------------------	-----------------------	---





**Circuit de Barcelona**  
**Formula Renault Eurocup**  
**Race - 2**  
**Provisional Results by Class**



Clas	Nº	Driver	Nat	Competitor	Nat	Rookie	Cls	Laps	Total Time	Gap	Interval	Km/h	Best	Time	Km/h
1	1	Max Fewtrell	GBR	R-ACE GP				19	<b>33:18.621</b>			159.3	13	1:44.308	160.6
2	62	Thomas Maxwell	AUS	JD MOTORSPORT				19	<b>33:24.056</b>	13.785	5.435	158.8	19	1:44.691	160.0
3	21	Neil Verhagen	USA	TECH 1 RACING				19	<b>33:25.646</b>	15.375	1.590	158.7	16	1:44.691	160.0
4	16	Yifei Ye	CHN	JOSEF KAUFMANN RACING				19	<b>33:27.489</b>	17.218	1.843	158.6	16	1:44.651	160.1
5	32	Alex Peroni	AUS	MP MOTORSPORT				19	<b>33:35.209</b>	24.938	7.720	157.9	14	1:44.792	159.9
6	85	Raúl Guzman	MEX	FORTEC MOTORSPORTS				19	<b>33:40.927</b>	30.656	5.718	157.5	10	1:44.862	159.8
7	24	Frank Bird	GBR	TECH 1 RACING				19	<b>33:41.537</b>	31.266	0.610	157.5	17	1:44.668	160.1
8	63	Najiy Razak	MAS	JD MOTORSPORT				19	<b>33:52.528</b>	42.257	10.991	156.6	16	1:45.385	159.0
<b>Not classified: (Requirements: 90% of number laps of leader = 18 Laps)</b>															
	23	Thomas Neubauer	FRA	TECH 1 RACING				17	<b>30:38.490</b>	2 Laps	2 Laps	154.9	9	1:45.015	159.5
	51	Axel Matus	MEX	AVF BY ADRIAN VALLES				7	<b>14:04.086</b>	12 Laps	10 Laps	138.9	4	1:46.338	157.5

<b>Rookie</b>															
Clas	Nº	Driver	Nat	Competitor	Nat	Rookie	Cls	Laps	Total Time	Gap	Interval	Km/h	Best	Time	Km/h
1	2	Logan Sargeant	USA	R-ACE GP		R	1	19	<b>33:10.271</b>			159.9	15	1:44.098	160.9
2	31	Christian Lundgaard	DEN	MP MOTORSPORT		R	2	19	<b>33:13.584</b>	3.313	3.313	159.7	18	1:44.107	160.9
3	4	Victor Martins	FRA	R-ACE GP		R	3	19	<b>33:16.465</b>	6.194	2.881	159.4	19	1:44.177	160.8
4	61	Lorenzo Colombo	ITA	JD MOTORSPORT		R	4	19	<b>33:24.388</b>	14.117	7.923	158.8	8	1:44.618	160.1
5	53	Eliseo Martinez	ESP	AVF BY ADRIAN VALLES		R	5	19	<b>33:28.122</b>	17.851	3.734	158.5	17	1:44.823	159.8
6	3	Charles Milesi	FRA	R-ACE GP		R	6	19	<b>33:32.125</b>	21.854	4.003	158.2	14	1:45.019	159.5
7	41	Oscar Piastrì	AUS	ARDEN		R	7	19	<b>33:32.763</b>	22.492	0.638	158.1	15	1:44.874	159.7
8	22	Alexander Smolyar	RUS	TECH 1 RACING		R	8	19	<b>33:33.394</b>	23.123	0.631	158.1	17	1:44.989	159.6
9	11	Clément Novalak	GBR	JOSEF KAUFMANN RACING		R	9	19	<b>33:34.265</b>	23.994	0.871	158.0	17	1:44.842	159.8
10	43	Sami Taoufik	MAR	ARDEN		R	10	19	<b>33:39.892</b>	29.621	5.627	157.6	16	1:44.844	159.8
11	33	Freek Schothorst	NED	MP MOTORSPORT		R	11	19	<b>33:46.164</b>	35.893	6.272	157.1	19	1:44.948	159.6
12	42	Nikita Volegov	RUS	ARDEN		R	12	19	<b>33:47.826</b>	37.555	1.662	157.0	19	1:44.934	159.7
13	84	Vladimir Tziortzis	RUS	FORTEC MOTORSPORTS		R	13	19	<b>33:53.240</b>	42.969	5.414	156.5	18	1:45.354	159.0
14	54	Christian Munoz	COL	AVF BY ADRIAN VALLES		R	14	19	<b>33:55.223</b>	44.952	1.983	156.4	5	1:45.622	158.6

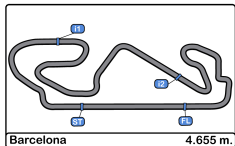
**Fastest lap Logan Sargeant in 1:44.098 at 161.0 Km/h in lap 15**

Published at:.....

Track Temp: **29.7 °C** Air Temp: **25.9 °C** Humidity: **47 %** Track Status: **DRY**

<b>Stewards:</b>	<b>Race Director:</b>	<b>Timekeeper:</b> 
------------------	-----------------------	------------------------





Circuit de Barcelona  
Formula Renault Eurocup  
Race - 2

FORMULA  
RENAULT

EUROCUP

Provisional Classification by Driver Fastest Lap

Cls	Nº	Driver	Nat	Competitor	Nat	Rookie	Cls	Laps	Best	Time	Gap	Interval	Km/h
1	2	Logan Sargeant	USA	R-ACE GP	FRA	R	1	19	15	1:44.098			160.9
2	31	Christian Lundgaard	DEN	MP MOTORSPORT	NED	R	2	19	18	1:44.107	0.009	0.009	160.9
3	4	Victor Martins	FRA	R-ACE GP	FRA	R	3	19	19	1:44.177	0.079	0.070	160.8
4	1	Max Fewtrell	GBR	R-ACE GP	FRA			19	13	1:44.308	0.210	0.131	160.6
5	61	Lorenzo Colombo	ITA	JD MOTORSPORT	ITA	R	4	19	8	1:44.618	0.520	0.310	160.1
6	16	Yifei Ye	CHN	JOSEF KAUFMANN RACING	GER			19	16	1:44.651	0.553	0.033	160.1
7	24	Frank Bird	GBR	TECH 1 RACING	FRA			19	17	1:44.668	0.570	0.017	160.1
8	62	Thomas Maxwell	AUS	JD MOTORSPORT	ITA			19	19	1:44.691	0.593	0.023	160.0
9	21	Neil Verhagen	USA	TECH 1 RACING	FRA			19	16	1:44.691	0.593	0.000	160.0
10	32	Alex Peroni	AUS	MP MOTORSPORT	NED			19	14	1:44.792	0.694	0.101	159.9
11	53	Eliseo Martinez	ESP	AVF BY ADRIAN VALLES	ESP	R	5	19	17	1:44.823	0.725	0.031	159.8
12	11	Clément Novalak	GBR	JOSEF KAUFMANN RACING	GER	R	6	19	17	1:44.842	0.744	0.019	159.8
13	43	Sami Taoufik	MAR	ARDEN	GBR	R	7	19	16	1:44.844	0.746	0.002	159.8
14	85	Raúl Guzman	MEX	FORTEC MOTORSPORTS	GBR			19	10	1:44.862	0.764	0.018	159.8
15	41	Oscar Piastrì	AUS	ARDEN	GBR	R	8	19	15	1:44.874	0.776	0.012	159.7
16	42	Nikita Volegov	RUS	ARDEN	GBR	R	9	19	19	1:44.934	0.836	0.060	159.7
17	33	Freek Schotthorst	NED	MP MOTORSPORT	NED	R	10	19	19	1:44.948	0.850	0.014	159.6
18	22	Alexander Smolyar	RUS	TECH 1 RACING	FRA	R	11	19	17	1:44.989	0.891	0.041	159.6
19	23	Thomas Neubauer	FRA	TECH 1 RACING	FRA			17	9	1:45.015	0.917	0.026	159.5
20	3	Charles Milesi	FRA	R-ACE GP	FRA	R	12	19	14	1:45.019	0.921	0.004	159.5
21	84	Vladimir Tziortzis	RUS	FORTEC MOTORSPORTS	GBR	R	13	19	18	1:45.354	1.256	0.335	159.0
22	63	Najiy Razak	MAS	JD MOTORSPORT	ITA			19	16	1:45.385	1.287	0.031	159.0
23	54	Christian Munoz	COL	AVF BY ADRIAN VALLES	ESP	R	14	19	5	1:45.622	1.524	0.237	158.6
24	51	Axel Matus	MEX	AVF BY ADRIAN VALLES	ESP			7	4	1:46.338	2.240	0.716	157.5





**Circuit de Barcelona**  
**Formula Renault Eurocup**  
**Race - 2**  
**Distance and Speed Average**



Cls	Nº	Driver	Nat	Competitor	Nat	Rookie	Cls	Laps	Distance	Total Time	Km/h
1	2	Logan Sargeant	USA	R-ACE GP	FRA	R	1	19	88.44	33:10.271	159.9
2	31	Christian Lundgaard	DEN	MP MOTORSPORT	NED	R	2	19	88.44	33:13.584	159.7
3	4	Victor Martins	FRA	R-ACE GP	FRA	R	3	19	88.44	33:16.465	159.4
4	1	Max Fewtrell	GBR	R-ACE GP	FRA			19	88.44	33:18.621	159.3
5	62	Thomas Maxwell	AUS	JD MOTORSPORT	ITA			19	88.44	33:24.056	158.8
6	61	Lorenzo Colombo	ITA	JD MOTORSPORT	ITA	R	4	19	88.44	33:24.388	158.8
7	21	Neil Verhagen	USA	TECH 1 RACING	FRA			19	88.44	33:25.646	158.7
8	16	Yifei Ye	CHN	JOSEF KAUFMANN RACING	GER			19	88.44	33:27.489	158.6
9	53	Eliseo Martinez	ESP	AVF BY ADRIAN VALLES	ESP	R	5	19	88.44	33:28.122	158.5
10	3	Charles Milesi	FRA	R-ACE GP	FRA	R	6	19	88.44	33:32.125	158.2
11	41	Oscar Piastrì	AUS	ARDEN	GBR	R	7	19	88.44	33:32.763	158.1
12	22	Alexander Smolyar	RUS	TECH 1 RACING	FRA	R	8	19	88.44	33:33.394	158.1
13	11	Clément Novalak	GBR	JOSEF KAUFMANN RACING	GER	R	9	19	88.44	33:34.265	158.0
14	32	Alex Peroni	AUS	MP MOTORSPORT	NED			19	88.44	33:35.209	157.9
15	43	Sami Taoufik	MAR	ARDEN	GBR	R	10	19	88.44	33:39.892	157.6
16	85	Raúl Guzmán	MEX	FORTEC MOTORSPORTS	GBR			19	88.44	33:40.927	157.5
17	24	Frank Bird	GBR	TECH 1 RACING	FRA			19	88.44	33:41.537	157.5
18	33	Freek Schothorst	NED	MP MOTORSPORT	NED	R	11	19	88.44	33:46.164	157.1
19	42	Nikita Volegov	RUS	ARDEN	GBR	R	12	19	88.44	33:47.826	157.0
20	63	Najiy Razak	MAS	JD MOTORSPORT	ITA			19	88.44	33:52.528	156.6
21	84	Vladimir Tziortzis	RUS	FORTEC MOTORSPORTS	GBR	R	13	19	88.44	33:53.240	156.5
22	54	Christian Muñoz	COL	AVF BY ADRIAN VALLES	ESP	R	14	19	88.44	33:55.223	156.4
<b>Not classified: (Requirements: 90% of number laps of leader = 18 Laps)</b>											
	23	Thomas Neubauer	FRA	TECH 1 RACING	FRA			17	79.13	30:38.490	154.9
	51	Axel Matus	MEX	AVF BY ADRIAN VALLES	ESP			7	32.58	14:04.086	138.9





Circuit de Barcelona  
 FormuLa Renault Eurocup  
 Race - 2  
 Lap Analysis



1 Max Fewtrell							3 Charles Milesi								
R-ACE GP							R								
Lap	D	Time	Sector 1	Sector 2	Sector 3	T. Spd	Elapsed	Lap	D	Time	Sector 1	Sector 2	Sector 3	T. Spd	Elapsed
1		1:50.630	34.859	41.306	34.465	202.6	1:50.630	1		1:54.024	36.308	42.185	35.531	208.4	1:54.024
2		1:45.646	30.471	40.766	34.409	231.2	3:36.276	2		1:46.850	31.201	41.217	34.432	232.7	3:40.874
3		1:45.562	30.360	40.651	34.551	232.7	5:21.838	3		1:46.007	30.657	41.051	34.299	232.7	5:26.881
4		1:46.201	31.043	40.755	34.403	230.2	7:08.039	4		1:45.587	30.510	40.761	34.316	232.7	7:12.468
5		1:45.208	30.309	40.549	34.350	233.7	8:53.247	5		1:45.779	30.446	40.941	34.392	233.2	8:58.247
6		1:44.767	30.265	40.328	34.174	232.2	10:38.014	6		1:45.398	30.438	40.631	34.329	231.2	10:43.645
7		1:44.809	30.174	40.386	34.249	233.2	12:22.823	7		1:45.261	30.459	40.545	34.257	231.2	12:28.906
8		1:45.027	30.214	40.431	34.382	232.2	14:07.850	8		1:45.189	30.397	40.547	34.245	234.2	14:14.095
9		1:44.525	30.142	40.279	34.104	233.2	15:52.375	9		1:45.145	30.299	40.578	34.268	235.8	15:59.240
10		1:44.685	30.166	40.308	34.211	232.7	17:37.060	10		1:45.535	30.307	40.626	34.602	233.7	17:44.775
11		1:44.845	30.170	40.462	34.213	232.2	19:21.905	11		1:45.271	30.475	40.598	34.198	232.2	19:30.046
12		1:44.345	30.010	40.171	34.164	232.2	21:06.250	12		1:45.048	30.313	40.560	34.175	233.2	21:15.094
13		1:44.308	30.079	40.178	34.051	232.7	22:50.558	13		1:45.086	30.296	40.535	34.255	232.7	23:00.180
14		1:44.385	30.070	40.147	34.168	231.7	24:34.943	14		1:45.019	30.285	40.583	34.151	233.2	24:45.199
15		1:44.709	30.078	40.356	34.275	231.7	26:19.652	15		1:45.226	30.283	40.715	34.228	232.2	26:30.425
16		1:44.691	30.114	40.203	34.374	232.2	28:04.343	16		1:45.177	30.333	40.554	34.290	232.2	28:15.602
17		1:44.595	30.215	40.198	34.182	231.2	29:48.938	17		1:45.093	30.269	40.591	34.233	231.2	30:00.695
18		1:44.696	30.134	40.143	34.419	232.7	31:33.634	18		1:46.358	30.558	41.218	34.582	231.7	31:47.053
19		1:44.987	30.208	40.247	34.532	232.2	33:18.621	19		1:45.072	30.407	40.479	34.186	231.7	33:32.125

2 Logan Sargeant							4 Victor Martins								
R							R-ACE GP								
Lap	D	Time	Sector 1	Sector 2	Sector 3	T. Spd	Elapsed	Lap	D	Time	Sector 1	Sector 2	Sector 3	T. Spd	Elapsed
1		1:49.346	34.022	40.753	34.571	200.3	1:49.346	1		1:49.840	34.452	41.067	34.321	202.2	1:49.840
2		1:45.308	30.325	40.666	34.317	231.7	3:34.654	2		1:45.457	30.594	40.566	34.297	232.2	3:35.297
3		1:45.355	30.546	40.538	34.271	232.7	5:20.009	3		1:45.254	30.450	40.541	34.263	233.2	5:20.551
4		1:44.664	30.289	40.338	34.037	232.2	7:04.673	4		1:45.021	30.326	40.355	34.340	233.7	7:05.572
5		1:44.562	30.196	40.260	34.106	234.2	8:49.235	5		1:44.686	30.172	40.366	34.148	234.7	8:50.258
6		1:44.701	30.136	40.330	34.235	234.2	10:33.936	6		1:44.699	30.134	40.390	34.175	233.7	10:34.957
7		1:44.448	30.133	40.199	34.116	233.2	12:18.384	7		1:44.502	30.144	40.303	34.055	234.2	12:19.459
8		1:44.451	30.081	40.170	34.200	233.7	14:02.835	8		1:45.843	30.066	41.526	34.251	233.2	14:05.302
9		1:44.105	30.001	40.074	34.030	234.2	15:46.940	9		1:44.537	30.142	40.329	34.066	233.2	15:49.839
10		1:44.319	30.100	40.135	34.084	232.7	17:31.259	10		1:44.297	30.114	40.159	34.024	231.7	17:34.136
11		1:44.477	29.993	40.189	34.295	233.7	19:15.736	11		1:44.355	30.074	40.217	34.064	232.2	19:18.491
12		1:44.191	29.970	40.170	34.051	234.2	20:59.927	12		1:44.336	30.057	40.204	34.075	233.2	21:02.827
13		1:44.337	30.059	40.184	34.094	233.7	22:44.264	13		1:44.556	30.091	40.268	34.197	232.7	22:47.383
14		1:44.311	29.974	40.257	34.080	233.2	24:28.575	14		1:44.224	30.038	40.093	34.093	232.2	24:31.607
15		1:44.098	29.941	40.095	34.062	233.7	26:12.673	15		1:45.749	30.611	40.887	34.251	232.7	26:17.356
16		1:44.441	29.972	40.212	34.257	233.2	27:57.114	16		1:44.563	30.056	40.312	34.195	233.2	28:01.919
17		1:44.313	29.941	40.225	34.147	233.7	29:41.427	17		1:44.499	30.131	40.152	34.216	234.2	29:46.418
18		1:44.270	29.917	40.102	34.251	234.2	31:25.697	18		1:45.870	30.059	41.601	34.210	234.2	31:32.288
19		1:44.574	29.963	40.092	34.519	234.2	33:10.271	19		1:44.177	30.021	39.996	34.160	232.7	33:16.465





Circuit de Barcelona  
 Formula Renault Eurocup  
 Race - 2  
 Lap Analysis



11

Clément Novalak

21

Neil Verhagen

R

JOSEF KAUFMANN RACING

TECH 1 RACING

Lap	D	Time	Sector 1	Sector 2	Sector 3	T. Spd	Elapsed	Lap	D	Time	Sector 1	Sector 2	Sector 3	T. Spd	Elapsed
1		1:54.967	37.045	42.756	35.166	210.5	1:54.967	1		1:53.316	35.872	41.780	35.664	208.0	1:53.316
2		1:47.077	30.766	41.273	35.038	233.7	3:42.044	2		1:46.013	30.680	40.858	34.475	233.2	3:39.329
3		1:46.095	30.394	40.903	34.798	233.7	5:28.139	3		1:45.733	30.501	40.691	34.541	231.2	5:25.062
4		1:46.869	30.271	41.917	34.681	233.7	7:15.008	4		1:45.361	30.411	40.516	34.434	233.2	7:10.423
5		1:45.663	30.334	40.902	34.427	233.7	9:00.671	5		1:45.474	30.252	40.703	34.519	235.2	8:55.897
6		1:45.331	30.286	40.601	34.444	234.2	10:46.002	6		1:45.445	30.384	40.450	34.611	234.2	10:41.342
7		1:45.195	30.343	40.539	34.313	234.2	12:31.197	7		1:45.339	30.448	40.582	34.309	231.7	12:26.681
8		1:45.014	30.252	40.450	34.312	232.7	14:16.211	8		1:44.994	30.231	40.456	34.307	233.2	14:11.675
9		1:45.095	30.172	40.431	34.492	233.7	16:01.306	9		1:44.787	30.151	40.311	34.325	232.7	15:56.462
10		1:46.405	30.187	41.726	34.492	233.7	17:47.711	10		1:44.887	30.191	40.317	34.379	232.2	17:41.349
11		1:45.170	30.215	40.458	34.497	232.2	19:32.881	11		1:44.951	30.266	40.469	34.216	231.7	19:26.300
12		1:45.136	30.176	40.606	34.354	233.2	21:18.017	12		1:44.886	30.197	40.395	34.294	233.2	21:11.186
13		1:45.083	30.183	40.445	34.455	233.2	23:03.100	13		1:44.760	30.108	40.361	34.291	233.7	22:55.946
14		1:44.871	30.144	40.383	34.344	233.2	24:47.971	14		1:44.825	30.241	40.302	34.282	234.7	24:40.771
15		1:46.239	30.906	40.893	34.440	233.2	26:34.210	15		1:44.917	30.174	40.476	34.267	234.7	26:25.688
16		1:45.114	30.273	40.478	34.363	232.2	28:19.324	16		1:44.691	30.074	40.325	34.292	234.7	28:10.379
17		1:44.842	30.311	40.348	34.183	231.2	30:04.166	17		1:44.859	30.102	40.425	34.332	233.7	29:55.238
18		1:44.917	30.204	40.272	34.441	232.2	31:49.083	18		1:45.170	30.121	40.341	34.708	234.7	31:40.408
19		1:45.182	30.150	40.563	34.469	235.2	33:34.265	19		1:45.238	30.617	40.331	34.290	228.8	33:25.646

16

Yifei Ye

22

Alexander Smolyar

R

JOSEF KAUFMANN RACING

TECH 1 RACING

Lap	D	Time	Sector 1	Sector 2	Sector 3	T. Spd	Elapsed	Lap	D	Time	Sector 1	Sector 2	Sector 3	T. Spd	Elapsed
1		1:54.174	36.552	41.943	35.679	212.5	1:54.174	1		1:54.528	36.725	42.234	35.569	214.7	1:54.528
2		1:46.088	30.721	40.874	34.493	232.7	3:40.262	2		1:47.002	30.921	41.392	34.689	232.7	3:41.530
3		1:45.832	30.433	40.756	34.643	236.8	5:26.094	3		1:45.926	30.502	40.918	34.506	233.2	5:27.456
4		1:45.347	30.314	40.667	34.366	238.4	7:11.441	4		1:45.796	30.398	40.836	34.562	234.2	7:13.252
5		1:45.333	30.258	40.766	34.309	238.4	8:56.774	5		1:45.533	30.341	40.782	34.410	233.7	8:58.785
6		1:45.430	30.332	40.777	34.321	240.5	10:42.204	6		1:45.448	30.279	40.754	34.415	234.2	10:44.233
7		1:45.361	30.376	40.655	34.330	241.0	12:27.565	7		1:45.373	30.423	40.624	34.326	234.2	12:29.606
8		1:44.810	30.221	40.470	34.119	235.8	14:12.375	8		1:45.264	30.291	40.609	34.364	233.7	14:14.870
9		1:44.732	30.143	40.400	34.189	237.3	15:57.107	9		1:45.406	30.321	40.610	34.475	234.2	16:00.276
10		1:44.803	30.164	40.485	34.154	236.8	17:41.910	10		1:45.196	30.285	40.470	34.441	232.2	17:45.472
11		1:45.137	30.166	40.566	34.405	237.3	19:27.047	11		1:45.256	30.336	40.628	34.292	233.2	19:30.728
12		1:44.670	30.058	40.403	34.209	236.8	21:11.717	12		1:45.229	30.295	40.634	34.300	233.2	21:15.957
13		1:45.022	30.094	40.382	34.546	237.8	22:56.739	13		1:45.015	30.247	40.409	34.359	233.2	23:00.972
14		1:44.955	30.017	40.420	34.518	236.8	24:41.694	14		1:45.014	30.298	40.403	34.313	233.2	24:45.986
15		1:44.733	30.116	40.295	34.322	235.8	26:26.427	15		1:45.045	30.288	40.464	34.293	233.2	26:31.031
16		1:44.651	30.034	40.335	34.282	235.8	28:11.078	16		1:45.557	30.255	40.914	34.388	234.7	28:16.588
17		1:44.723	30.020	40.384	34.319	236.3	29:55.801	17		1:44.989	30.182	40.462	34.345	232.7	30:01.577
18		1:44.888	30.063	40.439	34.386	237.8	31:40.689	18		1:46.773	30.315	40.792	35.666	232.7	31:48.350
19		1:46.800	31.626	40.830	34.344	232.2	33:27.489	19		1:45.044	30.140	40.603	34.301	235.8	33:33.394





Circuit de Barcelona  
 FormuLa Renault Eurocup  
 Race - 2  
 Lap Analysis



23

Thomas Neubauer

31

Christian Lundgaard

TECH 1 RACING

R

MP MOTORSPORT

Lap D	Time	Sector 1	Sector 2	Sector 3	T. Spd	Elapsed	Lap D	Time	Sector 1	Sector 2	Sector 3	T. Spd	Elapsed
1	1:55.854	37.156	42.758	35.940	216.4	1:55.854	1	1:51.223	34.984	41.624	34.615	203.0	1:51.223
2	1:47.201	31.213	41.077	34.911	229.2	3:43.055	2	1:45.586	30.466	40.756	34.364	232.7	3:36.809
3	1:46.100	30.665	40.889	34.546	232.2	5:29.155	3	1:45.281	30.354	40.538	34.389	234.7	5:22.090
4	1:46.439	30.505	40.917	35.017	233.2	7:15.594	4	1:44.843	30.330	40.315	34.198	236.3	7:06.933
5	1:47.035	30.464	40.963	35.608	234.7	9:02.629	5	1:44.383	30.207	40.237	33.939	233.2	8:51.316
6	1:45.433	30.477	40.523	34.433	232.2	10:48.062	6	1:44.468	30.097	40.056	34.315	234.7	10:35.784
7	1:45.496	30.449	40.413	34.634	232.2	12:33.558	7	1:44.429	30.068	40.226	34.135	235.2	12:20.213
8	1:45.187	30.454	40.399	34.334	231.7	14:18.745	8	1:45.536	30.035	41.136	34.365	234.2	14:05.749
9	1:45.015	30.352	40.304	34.359	231.7	16:03.760	9	1:44.703	30.097	40.471	34.135	236.8	15:50.452
10	1:45.130	30.340	40.431	34.359	231.7	17:48.890	10	1:44.457	30.083	40.276	34.098	235.2	17:34.909
11	1:45.093	30.405	40.359	34.329	232.7	19:33.983	11	1:44.460	30.018	40.318	34.124	234.7	19:19.369
12	1:45.971	30.380	40.713	34.878	233.7	21:19.954	12	1:44.131	29.936	40.109	34.086	234.7	21:03.500
13	1:46.999	31.006	41.202	34.791	232.2	23:06.953	13	1:44.377	29.991	40.249	34.137	234.2	22:47.877
14	1:46.937	31.366	40.880	34.691	231.2	24:53.890	14	1:44.287	29.998	40.163	34.126	235.2	24:32.164
15	1:50.597	31.543	42.228	36.826	229.2	26:44.487	15	1:44.243	29.889	40.078	34.276	234.7	26:16.407
16	1:47.840	31.376	41.384	35.080	231.2	28:32.327	16	1:44.378	30.077	40.054	34.247	231.2	28:00.785
17	2:06.163 P	32.009	48.644	45.510	231.7	30:38.490	17	1:44.275	30.061	40.131	34.083	231.2	29:45.060
							18	1:44.107	29.959	40.096	34.052	231.7	31:29.167
							19	1:44.417	29.973	40.209	34.235	232.7	33:13.584

24

Frank Bird

TECH 1 RACING

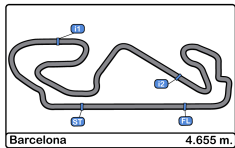
32

Alex Peroni

MP MOTORSPORT

Lap D	Time	Sector 1	Sector 2	Sector 3	T. Spd	Elapsed	Lap D	Time	Sector 1	Sector 2	Sector 3	T. Spd	Elapsed
1	1:56.831	36.841	43.761	36.229	213.0	1:56.831							
2	1:46.901	31.146	41.134	34.621	227.3	3:43.732							
3	1:46.194	30.627	41.098	34.469	233.7	5:29.926	1	1:56.246	37.307	43.237	35.702	213.4	1:56.246
4	1:46.604	30.405	40.892	35.307	237.3	7:16.530	2	1:47.144	31.111	41.027	35.006	236.8	3:43.390
5	1:47.342	30.889	41.087	35.366	231.2	9:03.872	3	1:46.260	30.674	40.859	34.727	235.8	5:29.650
6	1:47.714	30.884	42.385	34.445	236.8	10:51.586	4	1:46.659	30.448	40.906	35.305	234.7	7:16.309
7	1:45.379	30.326	40.765	34.288	235.2	12:36.965	5	1:46.802	30.295	40.678	35.829	234.2	9:03.111
8	1:46.200	30.326	40.765	35.109	236.3	14:23.165	6	1:46.052	30.979	40.565	34.508	230.2	10:49.163
9	1:45.296	30.594	40.455	34.247	231.2	16:08.461	7	1:45.143	30.357	40.470	34.316	233.2	12:34.306
10	1:45.698	30.333	40.960	34.405	231.7	17:54.159	8	1:45.102	30.372	40.445	34.285	233.2	14:19.408
11	1:44.856	30.319	40.335	34.202	230.7	19:39.015	9	1:45.342	30.269	40.714	34.359	234.7	16:04.750
12	1:44.825	30.089	40.362	34.374	231.7	21:23.840	10	1:44.906	30.182	40.418	34.306	232.2	17:49.656
13	1:44.981	30.168	40.479	34.334	233.7	23:08.821	11	1:44.890	30.231	40.432	34.227	234.2	19:34.546
14	1:46.312	30.357	41.300	34.655	231.2	24:55.133	12	1:45.640	30.239	40.542	34.859	235.2	21:20.186
15	1:46.107	30.581	41.173	34.353	237.8	26:41.240	13	1:45.230	30.427	40.412	34.391	238.4	23:05.416
16	1:45.094	30.188	40.527	34.379	234.7	28:26.334	14	1:44.792	30.231	40.353	34.208	232.7	24:50.208
17	1:44.668	30.146	40.339	34.183	233.2	30:11.002	15	1:44.937	30.191	40.452	34.294	231.7	26:35.145
18	1:45.460	30.407	40.740	34.313	232.7	31:56.462	16	1:44.967	30.211	40.436	34.320	233.2	28:20.112
19	1:45.075	30.168	40.495	34.412	232.7	33:41.537	17	1:45.045	30.226	40.335	34.484	233.7	30:05.157
							18	1:44.956	30.161	40.453	34.342	233.7	31:50.113
							19	1:45.096	30.143	40.461	34.492	233.7	33:35.209





Circuit de Barcelona  
 Formula Renault Eurocup  
 Race - 2  
 Lap Analysis



33

Freek Schothorst

R

MP MOTORSPORT

42

Nikita Volegov

R

ARDEN

Lap	D	Time	Sector 1	Sector 2	Sector 3	T. Spd	Elapsed	Lap	D	Time	Sector 1	Sector 2	Sector 3	T. Spd	Elapsed
1		1:58.751	38.019	43.683	37.049	216.8	1:58.751	1		1:59.838	38.355	44.211	37.272	216.0	1:59.838
2		1:47.262	31.530	41.063	34.669	226.4	3:46.013	2		1:47.335	31.222	41.435	34.678	234.7	3:47.173
3		1:46.637	30.703	40.898	35.036	230.7	5:32.650	3		1:46.239	30.646	41.049	34.544	236.3	5:33.412
4		1:46.425	31.265	40.680	34.480	229.2	7:19.075	4		1:46.188	30.737	40.908	34.543	234.7	7:19.600
5		1:45.754	30.423	40.638	34.693	233.7	9:04.829	5		1:45.816	30.411	40.890	34.515	238.4	9:05.416
6		1:46.392	30.531	41.220	34.641	234.2	10:51.221	6		1:48.308	30.376	41.913	36.019	238.9	10:53.724
7		1:45.406	30.426	40.493	34.487	233.7	12:36.627	7		1:46.753	31.035	41.222	34.496	233.7	12:40.477
8		1:45.323	30.432	40.460	34.431	233.7	14:21.950	8		1:45.667	30.397	40.806	34.464	235.2	14:26.144
9		1:45.290	30.463	40.457	34.370	233.7	16:07.240	9		1:45.788	30.344	40.854	34.590	238.9	16:11.932
10		1:45.597	30.309	40.675	34.613	234.2	17:52.837	10		1:46.764	31.162	41.119	34.483	235.2	17:58.696
11		1:45.027	30.270	40.504	34.253	234.2	19:37.864	11		1:45.371	30.331	40.712	34.328	234.2	19:44.067
12		1:45.173	30.307	40.459	34.407	234.7	21:23.037	12		1:45.278	30.289	40.616	34.373	234.2	21:29.345
13		1:48.035	30.237	42.862	34.936	235.2	23:11.072	13		1:45.410	30.296	40.758	34.356	234.2	23:14.755
14		1:45.214	30.282	40.522	34.410	231.7	24:56.286	14		1:45.426	30.286	40.622	34.518	234.2	25:00.181
15		1:48.065	30.606	40.906	36.553	232.7	26:44.351	15		1:45.556	30.360	40.658	34.538	234.2	26:45.737
16		1:46.650	30.925	41.107	34.618	229.7	28:31.001	16		1:46.674	30.407	41.375	34.892	234.7	28:32.411
17		1:45.206	30.389	40.466	34.351	231.2	30:16.207	17		1:45.495	30.522	40.536	34.437	233.2	30:17.906
18		1:45.009	30.373	40.316	34.320	231.7	32:01.216	18		1:44.986	30.130	40.550	34.306	235.8	32:02.892
19		1:44.948	30.289	40.393	34.266	231.7	33:46.164	19		1:44.934	30.153	40.387	34.394	234.7	33:47.826

41

Oscar Piastri

R

ARDEN

43

Sami Taoufik

R

ARDEN

Lap	D	Time	Sector 1	Sector 2	Sector 3	T. Spd	Elapsed	Lap	D	Time	Sector 1	Sector 2	Sector 3	T. Spd	Elapsed
1		1:56.005	37.114	43.268	35.623	209.7	1:56.005	1		1:56.949	37.667	42.937	36.345	219.5	1:56.949
2		1:46.366	30.428	41.071	34.867	233.2	3:42.371	2		1:47.255	31.441	41.094	34.720	229.7	3:44.204
3		1:46.092	30.428	40.817	34.847	236.3	5:28.463	3		1:46.313	30.778	41.027	34.508	235.2	5:30.517
4		1:45.639	30.319	40.910	34.410	236.8	7:14.102	4		1:46.179	30.436	40.903	34.840	235.8	7:16.696
5		1:45.786	30.218	41.193	34.375	236.3	8:59.888	5		1:46.518	30.606	40.767	35.145	237.3	9:03.214
6		1:44.966	30.184	40.529	34.253	234.7	10:44.854	6		1:46.744	31.016	40.981	34.747	234.2	10:49.958
7		1:45.139	30.262	40.583	34.294	235.2	12:29.993	7		1:45.269	30.388	40.561	34.320	236.8	12:35.227
8		1:45.339	30.284	40.532	34.523	236.3	14:15.332	8		1:45.091	30.308	40.519	34.264	234.7	14:20.318
9		1:45.297	30.226	40.612	34.459	236.3	16:00.629	9		1:45.235	30.381	40.463	34.391	234.7	16:05.553
10		1:45.268	30.262	40.733	34.273	236.3	17:45.897	10		1:46.590	31.086	41.119	34.385	234.7	17:52.143
11		1:45.135	30.257	40.680	34.198	236.3	19:31.032	11		1:45.124	30.297	40.484	34.343	233.7	19:37.267
12		1:45.267	30.235	40.712	34.320	237.8	21:16.299	12		1:45.098	30.218	40.606	34.274	236.8	21:22.365
13		1:45.169	30.126	40.777	34.266	237.8	23:01.468	13		1:45.256	30.226	40.541	34.489	236.3	23:07.621
14		1:45.113	30.132	40.615	34.366	235.2	24:46.581	14		1:46.513	30.955	40.946	34.612	239.4	24:54.134
15		1:44.874	30.065	40.518	34.291	235.2	26:31.455	15		1:45.649	30.843	40.539	34.267	236.3	26:39.783
16		1:45.978	30.077	40.950	34.951	237.3	28:17.433	16		1:44.844	30.299	40.393	34.152	232.7	28:24.627
17		1:44.899	30.361	40.241	34.297	233.2	30:02.332	17		1:44.946	30.367	40.386	34.193	233.2	30:09.573
18		1:45.454	30.073	40.717	34.664	234.7	31:47.786	18		1:44.997	30.320	40.430	34.247	233.7	31:54.570
19		1:44.977	30.183	40.567	34.227	235.8	33:32.763	19		1:45.322	30.395	40.459	34.468	233.2	33:39.892

51

Axel Matus

AVF BY ADRIAN VALLES

Lap	D	Time	Sector 1	Sector 2	Sector 3	T. Spd	Elapsed
1		1:59.753	38.278	43.846	37.629	216.4	1:59.753
2		1:55.308 P	32.929	42.852	39.527	219.0	3:55.061
3		2:57.597	1:41.789	41.284	34.524	177.0	6:52.658
4		1:46.338	30.703	41.234	34.401	227.3	8:38.996
5		1:46.339	30.617	41.187	34.535	227.3	10:25.335
6		1:47.073	30.726	41.521	34.826	226.8	12:12.408
7		1:51.678 P	30.871	41.561	39.246	226.4	14:04.086







Circuit de Barcelona  
 FormuLa Renault Eurocup  
 Race - 2  
 Lap Analysis

**FORMULA**  
**RENAULT**  
 EURO CUP

53

Eliseo Martinez

R

AVF BY ADRIAN VALLES

61

Lorenzo Colombo

R

JD MOTORSPORT

Lap	D	Time	Sector 1	Sector 2	Sector 3	T. Spd	Elapsed	Lap	D	Time	Sector 1	Sector 2	Sector 3	T. Spd	Elapsed
1		1:53.689	35.784	42.233	35.672	206.5	1:53.689	1		1:52.973	35.551	41.978	35.444	203.0	1:52.973
2		1:46.127	30.783	40.837	34.507	234.2	3:39.816	2		1:45.553	30.558	40.761	34.234	230.7	3:38.526
3		1:45.808	30.520	40.690	34.598	235.2	5:25.624	3		1:46.029	30.384	41.011	34.634	233.7	5:24.555
4		1:45.433	30.402	40.575	34.456	234.7	7:11.057	4		1:45.491	30.372	40.712	34.407	235.8	7:10.046
5		1:45.453	30.259	40.690	34.504	235.8	8:56.510	5		1:45.229	30.197	40.707	34.325	236.3	8:55.275
6		1:45.424	30.315	40.539	34.570	235.8	10:41.934	6		1:45.411	30.309	40.622	34.480	238.4	10:40.686
7		1:46.249	31.157	40.686	34.406	234.7	12:28.183	7		1:45.503	30.638	40.562	34.303	237.8	12:26.189
8		1:45.229	30.323	40.550	34.356	235.8	14:13.412	8		1:44.618	30.196	40.344	34.078	233.7	14:10.807
9		1:45.097	30.387	40.421	34.289	234.2	15:58.509	9		1:44.988	30.114	40.620	34.254	237.8	15:55.795
10		1:44.911	30.249	40.399	34.263	232.7	17:43.420	10		1:44.710	30.119	40.389	34.202	235.2	17:40.505
11		1:45.160	30.370	40.435	34.355	232.7	19:28.580	11		1:45.137	30.258	40.541	34.338	235.8	19:25.642
12		1:45.041	30.251	40.432	34.358	233.7	21:13.621	12		1:44.936	30.129	40.362	34.445	237.3	21:10.578
13		1:45.092	30.266	40.456	34.370	233.2	22:58.713	13		1:44.906	30.093	40.426	34.387	235.8	22:55.484
14		1:44.933	30.231	40.459	34.243	232.2	24:43.646	14		1:44.839	30.110	40.433	34.296	236.3	24:40.323
15		1:44.956	30.197	40.421	34.338	232.2	26:28.602	15		1:44.889	30.146	40.449	34.294	236.8	26:25.212
16		1:44.993	30.197	40.430	34.366	232.2	28:13.595	16		1:44.702	30.055	40.347	34.300	235.8	28:09.914
17		1:44.823	30.190	40.364	34.269	231.7	29:58.418	17		1:44.883	30.102	40.374	34.407	235.2	29:54.797
18		1:44.856	30.225	40.341	34.290	232.7	31:43.274	18		1:44.962	30.179	40.333	34.450	235.8	31:39.759
19		1:44.848	30.224	40.271	34.353	233.2	33:28.122	19		1:44.629	30.090	40.242	34.297	235.8	33:24.388

54

Christian Munoz

R

AVF BY ADRIAN VALLES

62

Thomas Maxwell

JD MOTORSPORT

Lap	D	Time	Sector 1	Sector 2	Sector 3	T. Spd	Elapsed	Lap	D	Time	Sector 1	Sector 2	Sector 3	T. Spd	Elapsed
1		1:58.997	38.222	43.781	36.994	219.5	1:58.997	1		1:51.781	35.261	41.790	34.730	206.8	1:51.781
2		1:47.543	31.602	41.202	34.739	234.2	3:46.540	2		1:45.906	30.577	40.810	34.519	234.7	3:37.687
3		1:46.325	30.620	40.920	34.785	234.2	5:32.865	3		1:46.536	30.489	41.457	34.590	234.2	5:24.223
4		1:48.720	32.953	41.328	34.439	236.3	7:21.585	4		1:45.366	30.378	40.699	34.289	231.7	7:09.589
5		1:45.622	30.373	40.742	34.507	235.8	9:07.207	5		1:45.425	30.361	40.667	34.397	235.2	8:55.014
6		1:46.667	30.368	40.895	35.404	236.3	10:53.874	6		1:45.464	30.293	40.654	34.517	234.7	10:40.478
7		1:45.667	30.537	40.798	34.332	235.2	12:39.541	7		1:44.975	30.438	40.346	34.191	231.7	12:25.453
8		1:46.041	30.368	41.053	34.620	234.2	14:25.582	8		1:45.034	30.237	40.359	34.438	232.7	14:10.487
9		1:46.209	30.463	40.625	35.121	234.7	16:11.791	9		1:44.818	30.181	40.474	34.163	233.7	15:55.305
10		1:48.640	32.301	41.458	34.881	230.7	18:00.431	10		1:44.866	30.224	40.362	34.280	234.2	17:40.171
11		1:45.991	30.455	40.795	34.741	235.2	19:46.422	11		1:45.155	30.180	40.623	34.352	233.2	19:25.326
12		1:45.695	30.415	40.754	34.526	235.2	21:32.117	12		1:44.747	30.139	40.358	34.250	233.7	21:10.073
13		1:45.666	30.373	40.830	34.463	234.7	23:17.783	13		1:45.015	30.104	40.627	34.284	233.7	22:55.088
14		1:46.888	30.322	41.115	35.451	234.7	25:04.671	14		1:44.854	30.145	40.397	34.312	232.7	24:39.942
15		1:47.375	31.477	41.358	34.540	236.3	26:52.046	15		1:44.800	30.141	40.408	34.251	232.7	26:24.742
16		1:46.018	30.379	40.859	34.780	233.2	28:38.064	16		1:44.767	30.055	40.396	34.316	233.7	28:09.509
17		1:45.717	30.480	40.737	34.500	232.7	30:23.781	17		1:44.902	30.087	40.440	34.375	233.7	29:54.411
18		1:45.651	30.456	40.717	34.478	231.7	32:09.432	18		1:44.954	30.146	40.414	34.394	233.2	31:39.365
19		1:45.791	30.501	40.799	34.491	231.7	33:55.223	19		1:44.691	30.044	40.332	34.315	233.2	33:24.056





Circuit de Barcelona  
 Formula Renault Eurocup  
 Race - 2  
 Lap Analysis



63

Najiy Razak

85

Raúl Guzman

JD MOTORSPORT

FORTEC MOTORSPORTS

Lap	D	Time	Sector 1	Sector 2	Sector 3	T. Spd	Elapsed	Lap	D	Time	Sector 1	Sector 2	Sector 3	T. Spd	Elapsed
1		1:59.692	38.008	44.030	37.654	217.3	1:59.692	1		1:57.959	37.682	43.330	36.947	215.1	1:57.959
2		1:48.166	31.662	41.495	35.009	231.7	3:47.858	2		1:46.873	31.191	41.138	34.544	230.7	3:44.832
3		1:46.311	30.528	41.143	34.640	234.2	5:34.169	3		1:46.216	30.714	40.987	34.515	231.2	5:31.048
4		1:46.376	30.725	41.007	34.644	235.2	7:20.545	4		1:45.869	30.491	40.788	34.590	233.2	7:16.917
5		1:45.953	30.411	40.930	34.612	236.3	9:06.498	5		1:46.555	30.956	40.887	34.712	237.3	9:03.472
6		1:46.255	30.173	41.051	35.031	235.2	10:52.753	6		1:46.771	30.950	41.430	34.391	236.3	10:50.243
7		1:46.143	30.273	40.512	35.358	233.7	12:38.896	7		1:45.609	30.536	40.574	34.499	236.8	12:35.852
8		1:46.038	30.835	40.775	34.428	230.7	14:24.934	8		1:45.371	30.302	40.675	34.394	232.2	14:21.223
9		1:47.009	30.358	40.993	35.658	233.7	16:11.943	9		1:45.167	30.291	40.392	34.484	232.7	16:06.390
10		1:47.453	31.549	41.365	34.539	232.7	17:59.396	10		1:44.862	30.154	40.394	34.314	231.7	17:51.252
11		1:45.735	30.274	40.866	34.595	234.2	19:45.131	11		1:45.200	30.413	40.377	34.410	231.2	19:36.452
12		1:45.430	30.159	40.689	34.582	233.2	21:30.561	12		1:45.160	30.276	40.439	34.445	230.2	21:21.612
13		1:45.500	30.365	40.697	34.438	233.2	23:16.061	13		1:45.705	30.332	40.595	34.778	231.2	23:07.317
14		1:48.178	30.062	42.698	35.418	233.7	25:04.239	14		1:47.496	31.752	41.032	34.712	233.7	24:54.813
15		1:45.913	30.651	40.591	34.671	230.7	26:50.152	15		1:45.895	30.800	40.816	34.279	232.7	26:40.708
16		1:45.385	30.255	40.740	34.390	232.7	28:35.537	16		1:45.001	30.238	40.367	34.396	230.7	28:25.709
17		1:45.398	30.183	40.723	34.492	233.2	30:20.935	17		1:44.878	30.248	40.258	34.372	230.7	30:10.587
18		1:46.130	30.126	40.846	35.158	232.7	32:07.065	18		1:45.175	30.311	40.389	34.475	229.2	31:55.762
19		1:45.463	30.455	40.517	34.491	230.7	33:52.528	19		1:45.165	30.284	40.504	34.377	232.7	33:40.927

84

Vladimir Tziortzis

R

FORTEC MOTORSPORTS

Lap	D	Time	Sector 1	Sector 2	Sector 3	T. Spd	Elapsed
1		1:58.903	37.909	43.471	37.523	205.3	1:58.903
2		1:51.377	34.396	41.725	35.256	232.2	3:50.280
3		1:47.627	32.217	40.957	34.453	219.5	5:37.907
4		1:45.547	30.582	40.641	34.324	231.2	7:23.454
5		1:45.612	30.400	40.736	34.476	234.2	9:09.066
6		1:45.487	30.329	40.754	34.404	233.2	10:54.553
7		1:46.470	30.492	41.174	34.804	234.7	12:41.023
8		1:45.772	30.303	40.748	34.721	233.7	14:26.795
9		1:45.665	30.629	40.648	34.388	234.2	16:12.460
10		1:47.429	31.149	41.654	34.626	233.7	17:59.889
11		1:45.791	30.296	41.065	34.430	233.2	19:45.680
12		1:45.482	30.227	40.731	34.524	233.7	21:31.162
13		1:45.828	30.326	40.746	34.756	233.7	23:16.990
14		1:47.398	30.250	41.768	35.380	232.7	25:04.388
15		1:46.473	30.986	40.987	34.500	232.2	26:50.861
16		1:45.646	30.381	40.749	34.516	233.2	28:36.507
17		1:45.661	30.380	40.749	34.532	233.2	30:22.168
18		1:45.354	30.339	40.554	34.461	231.7	32:07.522
19		1:45.718	30.434	40.739	34.545	233.7	33:53.240





**Circuit de Barcelona**  
**Formula Renault Eurocup**  
**Race - 2**  
**Analysis by Lap**



Num	Lap Time	Gap	Num	Lap Time	Gap	Num	Lap Time	Gap	Num	Lap Time	Gap	Num	Lap Time	Gap
<b>Lap 1</b>			23	1:47.201	08.401	<b>Lap 4</b>			23	1:47.035	13.394	<b>Lap 7</b>		
2	1:49.346		32	1:47.144	08.736	2	1:44.664		32	1:46.802	13.876	2	1:44.448	
4	1:49.840	00.494	24	1:46.901	09.078	4	1:45.021	00.899	43	1:46.518	13.979	4	1:44.502	01.075
1	1:50.630	01.284	43	1:47.255	09.550	31	1:44.843	02.260	85	1:46.555	14.237	31	1:44.429	01.829
31	1:51.223	01.877	85	1:46.873	10.178	1	1:46.201	03.366	24	1:47.342	14.637	1	1:44.809	04.439
62	1:51.781	02.435	33	1:47.262	11.359	62	1:45.366	04.916	33	1:45.754	15.594	62	1:44.975	07.069
61	1:52.973	03.627	54	1:47.543	11.886	61	1:45.491	05.373	42	1:45.816	16.181	61	1:45.503	07.805
21	1:53.316	03.970	42	1:47.335	12.519	21	1:45.361	05.750	63	1:45.953	17.263	21	1:45.339	08.297
53	1:53.689	04.343	63	1:48.166	13.204	53	1:45.433	06.384	54	1:45.622	17.972	16	1:45.361	09.181
3	1:54.024	04.678	84	1:51.377	15.626	16	1:45.347	06.768	84	1:45.612	19.831	53	1:46.249	09.799
16	1:54.174	04.828	51	1:55.308	20.407	3	1:45.587	07.795	51	1:46.339	1:36.100	3	1:45.261	10.522
22	1:54.528	05.182	<b>Num</b>	<b>Lap Time</b>	<b>Gap</b>	22	1:45.796	08.579	<b>Num</b>	<b>Lap Time</b>	<b>Gap</b>	22	1:45.373	11.222
11	1:54.967	05.621	<b>Lap 3</b>			41	1:45.639	09.429	<b>Lap 6</b>			41	1:45.139	11.609
23	1:55.854	06.508	2	1:45.355		11	1:46.869	10.335	2	1:44.701		11	1:45.195	12.813
41	1:56.005	06.659	4	1:45.254	00.542	23	1:46.439	10.921	4	1:44.699	01.021	23	1:45.496	15.174
32	1:56.246	06.900	1	1:45.562	01.829	32	1:46.659	11.636	31	1:44.468	01.848	32	1:45.143	15.922
24	1:56.831	07.485	31	1:45.281	02.081	24	1:46.604	11.857	1	1:44.767	04.078	43	1:45.269	16.843
43	1:56.949	07.603	62	1:46.536	04.214	43	1:46.179	12.023	62	1:45.464	06.542	85	1:45.609	17.468
85	1:57.959	08.613	61	1:46.029	04.546	85	1:45.869	12.244	61	1:45.411	06.750	33	1:45.406	18.243
33	1:58.751	09.405	21	1:45.733	05.053	33	1:46.425	14.402	21	1:45.445	07.406	24	1:45.379	18.581
84	1:58.903	09.557	53	1:45.808	05.615	42	1:46.188	14.927	53	1:45.424	07.998	63	1:46.143	20.512
54	1:58.997	09.651	16	1:45.832	06.085	63	1:46.376	15.872	16	1:45.430	08.268	54	1:45.667	21.157
63	1:59.692	10.346	3	1:46.007	06.872	54	1:48.720	16.912	3	1:45.398	09.709	42	1:46.753	22.093
51	1:59.753	10.407	22	1:45.926	07.447	84	1:45.547	18.781	22	1:45.448	10.297	84	1:46.470	22.639
42	1:59.838	10.492	11	1:46.095	08.130	51	1:46.338	1:34.323	41	1:44.966	10.918	<b>Num</b>	<b>Lap Time</b>	<b>Gap</b>
<b>Num</b>	<b>Lap Time</b>	<b>Gap</b>	41	1:46.092	08.454	<b>Num</b>	<b>Lap Time</b>	<b>Gap</b>	11	1:45.331	12.066	<b>Lap 8</b>		
<b>Lap 2</b>			23	1:46.100	09.146	<b>Lap 5</b>			23	1:45.433	14.126	2	1:44.451	
2	1:45.308		32	1:46.260	09.641	2	1:44.562		32	1:46.052	15.227	51	1:51.678	1 Lap
4	1:45.457	00.643	24	1:46.194	09.917	4	1:44.686	01.023	43	1:46.744	16.022	4	1:45.843	02.467
1	1:45.646	01.622	43	1:46.313	10.508	31	1:44.383	02.081	85	1:46.771	16.307	31	1:45.536	02.914
31	1:45.586	02.155	85	1:46.216	11.039	1	1:45.208	04.012	33	1:46.392	17.285	1	1:45.027	05.015
62	1:45.906	03.033	33	1:46.637	12.641	62	1:45.425	05.779	24	1:47.714	17.650	62	1:45.034	07.652
61	1:45.553	03.872	54	1:46.325	12.856	61	1:45.229	06.040	63	1:46.255	18.817	61	1:44.618	07.972
21	1:46.013	04.675	42	1:46.239	13.403	21	1:45.474	06.662	42	1:48.308	19.788	21	1:44.994	08.840
53	1:46.127	05.162	63	1:46.311	14.160	53	1:45.453	07.275	54	1:46.667	19.938	16	1:44.810	09.540
16	1:46.088	05.608	84	1:47.627	17.898	16	1:45.333	07.539	84	1:45.487	20.617	53	1:45.229	10.577
3	1:46.850	06.220	51	2:57.597	1:32.649	3	1:45.779	09.012	51	1:47.073	1:38.472	3	1:45.189	11.260
22	1:47.002	06.876				22	1:45.533	09.550				22	1:45.264	12.035
11	1:47.077	07.390				41	1:45.786	10.653				41	1:45.339	12.497
41	1:46.366	07.717				11	1:45.663	11.436				11	1:45.014	13.376





Circuit de Barcelona  
 Formula Renault Eurocup  
 Race - 2  
 Analysis by Lap



Num	Lap Time	Gap
23	1:45.187	15.910
32	1:45.102	16.573
43	1:45.091	17.483
85	1:45.371	18.388
33	1:45.323	19.115
24	1:46.200	20.330
63	1:46.038	22.099
54	1:46.041	22.747
42	1:45.667	23.309
84	1:45.772	23.960

Num	Lap Time	Gap
2	1:44.105	
4	1:44.537	02.899
31	1:44.703	03.512
1	1:44.525	05.435
62	1:44.818	08.365
61	1:44.988	08.855
21	1:44.787	09.522
16	1:44.732	10.167
53	1:45.097	11.569
3	1:45.145	12.300
22	1:45.406	13.336
41	1:45.297	13.689
11	1:45.095	14.366
23	1:45.015	16.820
32	1:45.342	17.810
43	1:45.235	18.613
85	1:45.167	19.450
33	1:45.290	20.300
24	1:45.296	21.521
54	1:46.209	24.851
42	1:45.788	24.992
63	1:47.009	25.003
84	1:45.665	25.520

Num	Lap Time	Gap
2	1:44.319	
4	1:44.297	02.877
31	1:44.457	03.650

Num	Lap Time	Gap
1	1:44.685	05.801
62	1:44.866	08.912
61	1:44.710	09.246
21	1:44.887	10.090
16	1:44.803	10.651
53	1:44.911	12.161
3	1:45.535	13.516
22	1:45.196	14.213
41	1:45.268	14.638
11	1:46.405	16.452
23	1:45.130	17.631
32	1:44.906	18.397
85	1:44.862	19.993
43	1:46.590	20.884
33	1:45.597	21.578
24	1:45.698	22.900
42	1:46.764	27.437
63	1:47.453	28.137
84	1:47.429	28.630
54	1:48.640	29.172

Num	Lap Time	Gap
2	1:44.477	
4	1:44.355	02.755
31	1:44.460	03.633
1	1:44.845	06.169
62	1:45.155	09.590
61	1:45.137	09.906
21	1:44.951	10.564
16	1:45.137	11.311
53	1:45.160	12.844
3	1:45.271	14.310
22	1:45.256	14.992
41	1:45.135	15.296
11	1:45.170	17.145
23	1:45.093	18.247
32	1:44.890	18.810
85	1:45.200	20.716
43	1:45.124	21.531
33	1:45.027	22.128

Num	Lap Time	Gap
24	1:44.856	23.279
42	1:45.371	28.331
63	1:45.735	29.395
84	1:45.791	29.944
54	1:45.991	30.686

Num	Lap Time	Gap
2	1:44.191	
4	1:44.336	02.900
31	1:44.131	03.573
1	1:44.345	06.323
62	1:44.747	10.146
61	1:44.936	10.651
21	1:44.886	11.259
16	1:44.670	11.790
53	1:45.041	13.694
3	1:45.048	15.167
22	1:45.229	16.030
41	1:45.267	16.372
11	1:45.136	18.090
23	1:45.971	20.027
32	1:45.640	20.259
85	1:45.160	21.685
43	1:45.098	22.438
33	1:45.173	23.110
24	1:44.825	23.913
42	1:45.278	29.418
63	1:45.430	30.634
84	1:45.482	31.235
54	1:45.695	32.190

Num	Lap Time	Gap
2	1:44.337	
4	1:44.556	03.119
31	1:44.377	03.613
1	1:44.308	06.294
62	1:45.015	10.824
61	1:44.906	11.220
21	1:44.760	11.682
16	1:45.022	12.475

Num	Lap Time	Gap
53	1:45.092	14.449
3	1:45.086	15.916
22	1:45.015	16.708
41	1:45.169	17.204
11	1:45.083	18.836
32	1:45.230	21.152
23	1:46.999	22.689
85	1:45.705	23.053
43	1:45.256	23.357
24	1:44.981	24.557
33	1:48.035	26.808
42	1:45.410	30.491
63	1:45.500	31.797
84	1:45.828	32.726
54	1:45.666	33.519

Num	Lap Time	Gap
2	1:44.311	
4	1:44.224	03.032
31	1:44.287	03.589
1	1:44.385	06.368
62	1:44.854	11.367
61	1:44.839	11.748
21	1:44.825	12.196
16	1:44.955	13.119
53	1:44.933	15.071
3	1:45.019	16.624
22	1:45.014	17.411
41	1:45.113	18.006
11	1:44.871	19.396
32	1:44.792	21.633
23	1:46.937	25.315
43	1:46.513	25.559
85	1:47.496	26.238
24	1:46.312	26.558
33	1:45.214	27.711
42	1:45.426	31.606
63	1:48.178	35.664
84	1:47.398	35.813
54	1:46.888	36.096

Num	Lap Time	Gap
2	1:44.098	
31	1:44.243	03.734
4	1:45.749	04.683
1	1:44.709	06.979
62	1:44.800	12.069
61	1:44.889	12.539
21	1:44.917	13.015
16	1:44.733	13.754
53	1:44.956	15.929
3	1:45.226	17.752
22	1:45.045	18.358
41	1:44.874	18.782
11	1:46.239	21.537
32	1:44.937	22.472
43	1:45.649	27.110
85	1:45.895	28.035
24	1:46.107	28.567
33	1:48.065	31.678
23	1:50.597	31.814
42	1:45.556	33.064
63	1:45.913	37.479
84	1:46.473	38.188
54	1:47.375	39.373

Num	Lap Time	Gap
2	1:44.441	
31	1:44.378	03.671
4	1:44.563	04.805
1	1:44.691	07.229
62	1:44.767	12.395
61	1:44.702	12.800
21	1:44.691	13.265
16	1:44.651	13.964
53	1:44.993	16.481
3	1:45.177	18.488
22	1:45.557	19.474
41	1:45.978	20.319
11	1:45.114	22.210
32	1:44.967	22.998

Num	Lap Time	Gap
2	1:44.105	
4	1:44.537	02.899
31	1:44.703	03.512
1	1:44.525	05.435
62	1:44.818	08.365
61	1:44.988	08.855
21	1:44.787	09.522
16	1:44.732	10.167
53	1:45.097	11.569
3	1:45.145	12.300
22	1:45.406	13.336
41	1:45.297	13.689
11	1:45.095	14.366
23	1:45.015	16.820
32	1:45.342	17.810
43	1:45.235	18.613
85	1:45.167	19.450
33	1:45.290	20.300
24	1:45.296	21.521
54	1:46.209	24.851
42	1:45.788	24.992
63	1:47.009	25.003
84	1:45.665	25.520

Num	Lap Time	Gap
2	1:44.105	
4	1:44.537	02.899
31	1:44.703	03.512
1	1:44.525	05.435
62	1:44.818	08.365
61	1:44.988	08.855
21	1:44.787	09.522
16	1:44.732	10.167
53	1:45.097	11.569
3	1:45.145	12.300
22	1:45.406	13.336
41	1:45.297	13.689
11	1:45.095	14.366
23	1:45.015	16.820
32	1:45.342	17.810
43	1:45.235	18.613
85	1:45.167	19.450
33	1:45.290	20.300
24	1:45.296	21.521
54	1:46.209	24.851
42	1:45.788	24.992
63	1:47.009	25.003
84	1:45.665	25.520

Num	Lap Time	Gap
2	1:44.105	
4	1:44.537	02.899
31	1:44.703	03.512
1	1:44.525	05.435
62	1:44.818	08.365
61	1:44.988	08.855
21	1:44.787	09.522
16	1:44.732	10.167
53	1:45.097	11.569
3	1:45.145	12.300
22	1:45.406	13.336
41	1:45.297	13.689
11	1:45.095	14.366
23	1:45.015	16.820
32	1:45.342	17.810
43	1:45.235	18.613
85	1:45.167	19.450
33	1:45.290	20.300
24	1:45.296	21.521
54	1:46.209	24.851
42	1:45.788	24.992
63	1:47.009	25.003
84	1:45.665	25.520

Num	Lap Time	Gap
2	1:44.105	
4	1:44.537	02.899
31	1:44.703	03.512
1	1:44.525	05.435
62	1:44.818	08.365
61	1:44.988	08.855
21	1:44.787	09.522
16	1:44.732	10.167
53	1:45.097	11.569
3	1:45.145	12.300
22	1:45.406	13.336
41	1:45.297	13.689
11	1:45.095	14.366
23	1:45.015	16.820
32	1:45.342	17.810
43	1:45.235	18.613
85	1:45.167	19.450
33	1:45.290	20.300
24	1:45.296	21.521
54	1:46.209	24.851
42	1:45.788	24.992
63	1:47.009	25.003
84	1:45.665	25.520

Num	Lap Time	Gap
2	1:44.105	
4	1:44.537	02.899
31	1:44.703	03.512
1	1:44.525	05.435
62	1:44.818	08.365
61	1:44.988	08.855
21	1:44.787	09.522
16	1:44.732	10.167
53	1:45.097	11.569
3	1:45.145	12.300
22	1:45.406	13.336
41	1:45.297	13.689
11	1:45.095	14.366
23	1:45.015	16.820
32	1:45.342	17.810
43	1:45.235	18.613
85	1:45.167	19.450
33	1:45.290	20.300
24	1:45.296	21.521
54	1:46.209	24.851
42	1:45.788	24.992
63	1:47.009	25.003
84	1:45.665	25.520

Num	Lap Time	Gap
2	1:44.105	
4	1:44.537	02.899
31</		



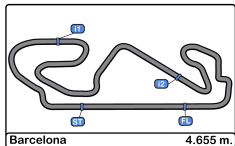


**Circuit de Barcelona**  
**Formula Renault Eurocup**  
**Race - 2**  
**Best Sectors Results**



Sector - 1				Sector - 2				Sector - 3				Ideal Lap vs Best Lap				
Clas	Nº	Driver	Time	Nº	Driver	Time	Nº	Driver	Time	Clas	Nº	Driver	Ideal Lap	Best Lap	Clas	
1	31	Christian Lundgaard	29.889	4	Victor Martins	39.996	31	Christian Lundgaard	33.939	1	31	Christian Lundgaard	1:43.882	1:44.107	2	
2	2	Logan Sargeant	29.917	31	Christian Lundgaard	40.054	4	Victor Martins	34.024	2	2	Logan Sargeant	1:44.021	1:44.098	1	
3	1	Max Fewtrell	30.010	2	Logan Sargeant	40.074	2	Logan Sargeant	34.030	3	4	Victor Martins	1:44.041	1:44.177	3	
4	16	Yifei Ye	30.017	1	Max Fewtrell	40.143	1	Max Fewtrell	34.051	4	1	Max Fewtrell	1:44.204	1:44.308	4	
5	4	Victor Martins	30.021	41	Oscar Piastri	40.241	61	Lorenzo Colombo	34.078	5	61	Lorenzo Colombo	1:44.375	1:44.618	5	
6	62	Thomas Maxwell	30.044	61	Lorenzo Colombo	40.242	16	Yifei Ye	34.119	6	16	Yifei Ye	1:44.431	1:44.651	6	
7	61	Lorenzo Colombo	30.055	85	Raúl Guzman	40.258	3	Charles Milesi	34.151	7	41	Oscar Piastri	1:44.504	1:44.874	15	
8	63	Najiy Razak	30.062	53	Eliseo Martinez	40.271	43	Sami Taoufik	34.152	8	62	Thomas Maxwell	1:44.539	1:44.691	8	
9	41	Oscar Piastri	30.065	11	Clément Novalak	40.272	62	Thomas Maxwell	34.163	9	21	Neil Verhagen	1:44.592	1:44.691	9	
10	21	Neil Verhagen	30.074	16	Yifei Ye	40.295	11	Clément Novalak	34.183	10	11	Clément Novalak	1:44.599	1:44.842	12	
11	24	Frank Bird	30.089	21	Neil Verhagen	40.302	24	Frank Bird	34.183	11	24	Frank Bird	1:44.607	1:44.668	7	
12	42	Nikita Volegov	30.130	23	Thomas Neubauer	40.304	41	Oscar Piastri	34.198	12	32	Alex Peroni	1:44.686	1:44.792	10	
13	22	Alexander Smolyar	30.140	33	Freek Schothorst	40.316	32	Alex Peroni	34.208	13	85	Raúl Guzman	1:44.691	1:44.862	14	
14	32	Alex Peroni	30.143	62	Thomas Maxwell	40.332	21	Neil Verhagen	34.216	14	53	Eliseo Martinez	1:44.704	1:44.823	11	
15	11	Clément Novalak	30.144	24	Frank Bird	40.335	53	Eliseo Martinez	34.243	15	43	Sami Taoufik	1:44.756	1:44.844	13	
16	85	Raúl Guzman	30.154	32	Alex Peroni	40.335	33	Freek Schothorst	34.253	16	33	Freek Schothorst	1:44.806	1:44.948	17	
17	53	Eliseo Martinez	30.190	43	Sami Taoufik	40.386	85	Raúl Guzman	34.279	17	42	Nikita Volegov	1:44.823	1:44.934	16	
18	43	Sami Taoufik	30.218	42	Nikita Volegov	40.387	22	Alexander Smolyar	34.292	18	22	Alexander Smolyar	1:44.835	1:44.989	18	
19	84	Vladimir Tziortzis	30.227	22	Alexander Smolyar	40.403	42	Nikita Volegov	34.306	19	3	Charles Milesi	1:44.899	1:45.019	20	
20	33	Freek Schothorst	30.237	3	Charles Milesi	40.479	84	Vladimir Tziortzis	34.324	20	63	Najiy Razak	1:44.964	1:45.385	22	
21	3	Charles Milesi	30.269	63	Najiy Razak	40.512	23	Thomas Neubauer	34.329	21	23	Thomas Neubauer	1:44.973	1:45.015	19	
22	54	Christian Munoz	30.322	84	Vladimir Tziortzis	40.554	54	Christian Munoz	34.332	22	84	Vladimir Tziortzis	1:45.105	1:45.354	21	
23	23	Thomas Neubauer	30.340	54	Christian Munoz	40.625	63	Najiy Razak	34.390	23	54	Christian Munoz	1:45.279	1:45.622	23	
24	51	Axel Matus	30.617	51	Axel Matus	41.187	51	Axel Matus	34.401	24	51	Axel Matus	1:46.205	1:46.338	24	





Circuit de Barcelona  
 Formula Renault Eurocup  
 Race - 2  
 Leader Sequence

**FORMULA  
 RENAULT**  
 EURO CUP

Nº	Driver	Nat	Competitor	Nat	Rookie	Start Lap	End Lap	Laps	Total Laps
2	Logan Sargeant	USA	R-ACE GP	FRA	R	1	19	19	19





**Circuit de Barcelona**  
**Formula Renault Eurocup**  
**Race - 2**  
**Best 5 Lap Times**



Cls	Nº	Driver	Nat	Competitor	Nat	Rookie	Cls	Best 1		Best 2		Best 3		Best 4		Best 5	
								Time	Lap	Time	Lap	Time	Lap	Time	Lap	Time	Lap
1	2	Logan Sargeant	USA	R-ACE GP	FRA	R	1	1:44.098	15	1:44.105	9	1:44.191	12	1:44.270	18	1:44.311	14
2	31	Christian Lundgaard	DEN	MP MOTORSPORT	NED	R	2	1:44.107	18	1:44.131	12	1:44.243	15	1:44.275	17	1:44.287	14
3	4	Victor Martins	FRA	R-ACE GP	FRA	R	3	1:44.177	19	1:44.224	14	1:44.297	10	1:44.336	12	1:44.355	11
4	1	Max Fewtrell	GBR	R-ACE GP	FRA			1:44.308	13	1:44.345	12	1:44.385	14	1:44.525	9	1:44.595	17
5	61	Lorenzo Colombo	ITA	JD MOTORSPORT	ITA	R	4	1:44.618	8	1:44.629	19	1:44.702	16	1:44.710	10	1:44.839	14
6	16	Yifei Ye	CHN	JOSEF KAUFMANN RACING	GER			1:44.651	16	1:44.670	12	1:44.723	17	1:44.732	9	1:44.733	15
7	24	Frank Bird	GBR	TECH 1 RACING	FRA			1:44.668	17	1:44.825	12	1:44.856	11	1:44.981	13	1:45.075	19
8	21	Neil Verhagen	USA	TECH 1 RACING	FRA			1:44.691	16	1:44.760	13	1:44.787	9	1:44.825	14	1:44.859	17
9	62	Thomas Maxwell	AUS	JD MOTORSPORT	ITA			1:44.691	19	1:44.747	12	1:44.767	16	1:44.800	15	1:44.818	9
10	32	Alex Peroni	AUS	MP MOTORSPORT	NED			1:44.792	14	1:44.890	11	1:44.906	10	1:44.937	15	1:44.956	18
11	53	Eliseo Martinez	ESP	AVF BY ADRIAN VALLES	ESP	R	5	1:44.823	17	1:44.848	19	1:44.856	18	1:44.911	10	1:44.933	14
12	11	Clément Novalak	GBR	JOSEF KAUFMANN RACING	GER	R	6	1:44.842	17	1:44.871	14	1:44.917	18	1:45.014	8	1:45.083	13
13	43	Sami Taoufik	MAR	ARDEN	GBR	R	7	1:44.844	16	1:44.946	17	1:44.997	18	1:45.091	8	1:45.098	12
14	85	Raúl Guzman	MEX	FORTEC MOTORSPORTS	GBR			1:44.862	10	1:44.878	17	1:45.001	16	1:45.160	12	1:45.165	19
15	41	Oscar Piastrri	AUS	ARDEN	GBR	R	8	1:44.874	15	1:44.899	17	1:44.966	6	1:44.977	19	1:45.113	14
16	42	Nikita Volegov	RUS	ARDEN	GBR	R	9	1:44.934	19	1:44.986	18	1:45.278	12	1:45.371	11	1:45.410	13
17	33	Freek Schothorst	NED	MP MOTORSPORT	NED	R	10	1:44.948	19	1:45.009	18	1:45.027	11	1:45.173	12	1:45.206	17
18	22	Alexander Smolyar	RUS	TECH 1 RACING	FRA	R	11	1:44.989	17	1:45.014	14	1:45.015	13	1:45.044	19	1:45.045	15
19	23	Thomas Neubauer	FRA	TECH 1 RACING	FRA			1:45.015	9	1:45.093	11	1:45.130	10	1:45.187	8	1:45.433	6
20	3	Charles Milesi	FRA	R-ACE GP	FRA	R	12	1:45.019	14	1:45.048	12	1:45.072	19	1:45.086	13	1:45.093	17
21	84	Vladimir Tziortzis	RUS	FORTEC MOTORSPORTS	GBR	R	13	1:45.354	18	1:45.482	12	1:45.487	6	1:45.547	4	1:45.612	5
22	63	Najiy Razak	MAS	JD MOTORSPORT	ITA			1:45.385	16	1:45.398	17	1:45.430	12	1:45.463	19	1:45.500	13
23	54	Christian Munoz	COL	AVF BY ADRIAN VALLES	ESP	R	14	1:45.622	5	1:45.651	18	1:45.666	13	1:45.667	7	1:45.695	12
24	51	Axel Matus	MEX	AVF BY ADRIAN VALLES	ESP			1:46.338	4	1:46.339	5	1:47.073	6	1:51.678	7	1:55.308	2





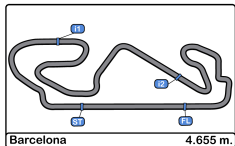


**Circuit de Barcelona**  
**Formula Renault Eurocup**  
**Race - 2**  
**Best 5 Top Speeds**



Cls	Nº	Driver	Nat	Competitor	Nat	Rookie	Cls	Top 1		Top 2		Top 3		Top 4		Top 5		Avg
								Km/h	Lap	Km/h	Lap	Km/h	Lap	Km/h	Lap	Km/h	Lap	
1	16	Yifei Ye	CHN	JOSEF KAUFMANN RACING	GER			241.0	7	240.5	6	238.4	4	238.4	5	237.8	13	239.2
2	43	Sami Taoufik	MAR	ARDEN	GBR	R	1	239.4	14	237.3	5	236.8	7	236.8	12	236.3	13	237.3
3	42	Nikita Volegov	RUS	ARDEN	GBR	R	2	238.9	6	238.9	9	238.4	5	236.3	3	235.8	18	237.6
4	32	Alex Peroni	AUS	MP MOTORSPORT	NED			238.4	13	236.8	2	235.8	3	235.2	12	234.7	4	236.2
5	61	Lorenzo Colombo	ITA	JD MOTORSPORT	ITA	R	3	238.4	6	237.8	7	237.8	9	237.3	12	236.8	15	237.6
6	24	Frank Bird	GBR	TECH 1 RACING	FRA			237.8	15	237.3	4	236.8	6	236.3	8	235.2	7	236.7
7	41	Oscar Piastrri	AUS	ARDEN	GBR	R	4	237.8	12	237.8	13	237.3	16	236.8	4	236.3	3	237.2
8	85	Raúl Guzman	MEX	FORTEC MOTORSPORTS	GBR			237.3	5	236.8	7	236.3	6	233.7	14	233.2	4	235.5
9	31	Christian Lundgaard	DEN	MP MOTORSPORT	NED	R	5	236.8	9	236.3	4	235.2	7	235.2	10	235.2	14	235.8
10	54	Christian Munoz	COL	AVF BY ADRIAN VALLES	ESP	R	6	236.3	4	236.3	6	236.3	15	235.8	5	235.2	7	236.0
11	63	Najiy Razak	MAS	JD MOTORSPORT	ITA			236.3	5	235.2	4	235.2	6	234.2	3	234.2	11	235.0
12	3	Charles Milesi	FRA	R-ACE GP	FRA	R	7	235.8	9	234.2	8	233.7	10	233.2	5	233.2	12	234.0
13	22	Alexander Smolyar	RUS	TECH 1 RACING	FRA	R	8	235.8	19	234.7	16	234.2	4	234.2	6	234.2	7	234.6
14	53	Eliseo Martinez	ESP	AVF BY ADRIAN VALLES	ESP	R	9	235.8	5	235.8	6	235.8	8	235.2	3	234.7	4	235.5
15	11	Clément Novalak	GBR	JOSEF KAUFMANN RACING	GER	R	10	235.2	19	234.2	6	234.2	7	233.7	2	233.7	3	234.2
16	21	Neil Verhagen	USA	TECH 1 RACING	FRA			235.2	5	234.7	14	234.7	15	234.7	16	234.7	18	234.8
17	33	Freek Schothorst	NED	MP MOTORSPORT	NED	R	11	235.2	13	234.7	12	234.2	6	234.2	10	234.2	11	234.5
18	62	Thomas Maxwell	AUS	JD MOTORSPORT	ITA			235.2	5	234.7	2	234.7	6	234.2	3	234.2	10	234.6
19	4	Victor Martins	FRA	R-ACE GP	FRA	R	12	234.7	5	234.2	7	234.2	17	234.2	18	233.7	4	234.2
20	23	Thomas Neubauer	FRA	TECH 1 RACING	FRA			234.7	5	233.7	12	233.2	4	232.7	11	232.2	3	233.3
21	84	Vladimir Tziortzis	RUS	FORTEC MOTORSPORTS	GBR	R	13	234.7	7	234.2	5	234.2	9	233.7	8	233.7	10	234.1
22	2	Logan Sargeant	USA	R-ACE GP	FRA	R	14	234.2	5	234.2	6	234.2	9	234.2	12	234.2	18	234.2
23	1	Max Fewtrell	GBR	R-ACE GP	FRA			233.7	5	233.2	7	233.2	9	232.7	3	232.7	10	233.1
24	51	Axel Matus	MEX	AVF BY ADRIAN VALLES	ESP			227.3	4	227.3	5	226.8	6	226.4	7	219.0	2	225.4





Circuit de Barcelona  
 Formula Renault Eurocup  
 Race - 2  
 Fastest Laps Sequence

**FORMULA**  
**RENAULT**  
 EURO CUP

Lap	Time of Day	Session Time	Nº	Driver	Nat	Competitor	Nat	Rookie	Time	Km/h
2	16:52:52.880	3:34.880	2	Logan Sargeant	USA	R-ACE GP	FRA	R	<b>1:45.308</b>	159.1
3	16:54:38.777	5:20.777	4	Victor Martins	FRA	R-ACE GP	FRA	R	<b>1:45.254</b>	159.2
4	16:56:22.899	7:04.899	2	Logan Sargeant	USA	R-ACE GP	FRA	R	<b>1:44.664</b>	160.1
5	16:58:07.462	8:49.462	2	Logan Sargeant	USA	R-ACE GP	FRA	R	<b>1:44.562</b>	160.2
5	16:58:09.543	8:51.543	31	Christian Lundgaard	DEN	MP MOTORSPORT	NED	R	<b>1:44.383</b>	160.5
9	17:05:05.166	15:47.166	2	Logan Sargeant	USA	R-ACE GP	FRA	R	<b>1:44.105</b>	160.9
15	17:15:30.900	26:12.900	2	Logan Sargeant	USA	R-ACE GP	FRA	R	<b>1:44.098</b>	160.9





Circuit de Barcelona  
Formula Renault Eurocup  
Race - 2  
Event Best Maximum Speed

FORMULA  
**RENAULT**  
EUROCUP

Nº	Driver	Nat	Competitor	Nat	Rookie	Km/h	Session
41	Oscar Piastrì	AUS	ARDEN	GBR	R	248.8	Race - 1
16	Yifei Ye	CHN	JOSEF KAUFMANN RACING	GER		247.1	Race - 1
63	Najiy Razak	MAS	JD MOTORSPORT	ITA		244.3	Collective test 2
33	Freek Schothorst	NED	MP MOTORSPORT	NED	R	243.7	Race - 1
11	Clément Novalak	GBR	JOSEF KAUFMANN RACING	GER	R	243.7	Race - 1
1	Max Fewtrell	GBR	R-ACE GP	FRA		243.7	Race - 1
23	Thomas Neubauer	FRA	TECH 1 RACING	FRA		243.2	Race - 1
85	Raúl Guzman	MEX	FORTEC MOTORSPORTS	GBR		243.2	Race - 1
62	Thomas Maxwell	AUS	JD MOTORSPORT	ITA		242.6	Collective test 2
24	Frank Bird	GBR	TECH 1 RACING	FRA		242.6	Race - 1
3	Charles Milesi	FRA	R-ACE GP	FRA	R	242.6	Race - 1
61	Lorenzo Colombo	ITA	JD MOTORSPORT	ITA	R	242.1	Race - 1
32	Alex Peroni	AUS	MP MOTORSPORT	NED		242.1	Race - 1
42	Nikita Volegov	RUS	ARDEN	GBR	R	241.6	Collective test 1
84	Vladimir Tziortzis	RUS	FORTEC MOTORSPORTS	GBR	R	241.6	Race - 1
22	Alexander Smolyar	RUS	TECH 1 RACING	FRA	R	241.0	Collective test 1
43	Sami Taoufik	MAR	ARDEN	GBR	R	241.0	Collective test 2
21	Neil Verhagen	USA	TECH 1 RACING	FRA		241.0	Race - 1
2	Logan Sargeant	USA	R-ACE GP	FRA	R	241.0	Race - 1
4	Victor Martins	FRA	R-ACE GP	FRA	R	240.5	Collective test 2
31	Christian Lundgaard	DEN	MP MOTORSPORT	NED	R	240.5	Collective test 2
54	Christian Munoz	COL	AVF BY ADRIAN VALLES	ESP	R	238.9	Race - 1
51	Axel Matus	MEX	AVF BY ADRIAN VALLES	ESP		238.4	Collective test 1
53	Eliseo Martinez	ESP	AVF BY ADRIAN VALLES	ESP	R	238.4	Race - 1





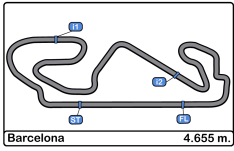
**Circuit de Barcelona**  
**Formuła Renault Eurocup**  
**Race - 2**  
**Lap Chart**



**LAP**

Nr	Pos	Grid	1	2	3	4	5	6	7	8	9	10	11	12	13	14	15	16	17	18	19
4	1	4	2	2	2	2	2	2	2	2	2	2	2	2	2	2	2	2	2	2	2
2	2	2	4	4	4	4	4	4	4	4	4	4	4	4	4	4	31	31	31	31	31
1	3	1	1	1	1	31	31	31	31	31	31	31	31	31	31	31	4	4	4	4	4
61	4	61	31	31	31	1	1	1	1	1	1	1	1	1	1	1	1	1	1	1	1
31	5	31	62	62	62	62	62	62	62	62	62	62	62	62	62	62	62	62	62	62	62
62	6	62	61	61	61	61	61	61	61	61	61	61	61	61	61	61	61	61	61	61	61
53	7	53	21	21	21	21	21	21	21	21	21	21	21	21	21	21	21	21	21	21	21
21	8	21	53	53	53	53	53	53	16	16	16	16	16	16	16	16	16	16	16	16	16
3	9	3	3	16	16	16	16	16	53	53	53	53	53	53	53	53	53	53	53	53	53
16	10	16	16	3	3	3	3	3	3	3	3	3	3	3	3	3	3	3	3	3	3
22	11	22	22	22	22	22	22	22	22	22	22	22	22	22	22	22	22	22	22	41	41
41	12	41	11	11	11	41	41	41	41	41	41	41	41	41	41	41	41	41	41	22	22
11	13	11	23	41	41	11	11	11	11	11	11	11	11	11	11	11	11	11	11	11	11
24	14	24	41	23	23	23	23	23	23	23	23	23	23	23	32	32	32	32	32	32	32
32	15	32	32	32	32	32	32	32	32	32	32	32	32	32	23	23	43	43	43	43	43
84	16	84	24	24	24	24	43	43	43	43	43	85	85	85	85	43	85	85	85	85	85
85	17	85	43	43	43	43	85	85	85	85	85	43	43	43	43	85	24	24	24	24	24
23	18	23	85	85	85	85	24	33	33	33	33	33	33	33	24	24	33	33	33	33	33
33	19	33	33	33	33	33	24	24	24	24	24	24	24	24	33	33	23	23	42	42	42
63	20	63	84	54	54	42	42	63	63	63	54	42	42	42	42	42	42	42	63	63	63
51	21	51	54	42	42	63	63	42	54	54	42	63	63	63	63	63	63	63	84	84	84
43	22	43	63	63	63	54	54	54	42	42	63	84	84	84	84	84	84	84	84	54	54
54	23	54	51	84	84	84	84	84	84	84	84	54	54	54	54	54	54	54	23		
42	24	42	42	51	51	51	51	51	51												

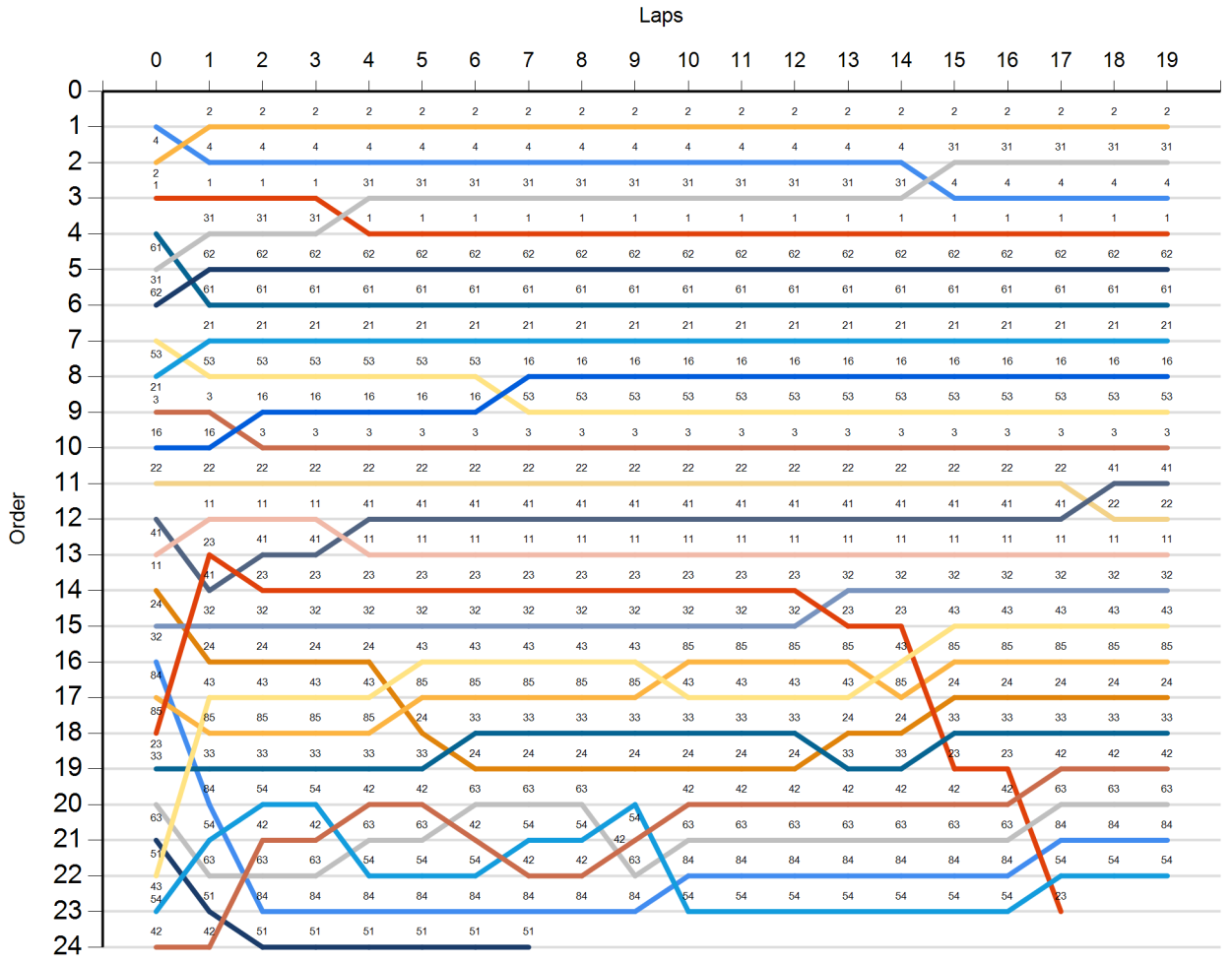


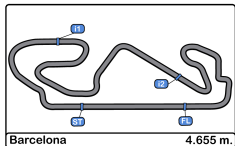


Circuit de Barcelona  
 Formula Renault Eurocup  
 Race - 2  
 Graphic Lap Chart



- 4
- 2
- 1
- 61
- 31
- 62
- 53
- 21
- 3
- 16
- 22
- 41
- 11
- 24
- 32
- 84
- 85
- 23
- 33
- 63
- 51
- 43
- 54
- 42





Circuit de Barcelona  
 Formula Renault Eurocup  
 Race - 2  
 Pit Stop Analysis

**FORMULA  
 RENAULT**  
 EURO CUP

Nº	In Day Time	Driver	Nat	Competitor	Nat	In Time	Stop Nº	Pit Time	Handicap	Penalty
51	16:53:10.824	Axel Matus	MEX	AVF BY ADRIAN VALLES	ESP	3:52.597	1	1:14.542		



