



Circuit de Barcelona
Formula Renault Eurocup
Qualifying - 2 Group A
Provisional Results



Cls	Nº	Driver	Nat	Competitor	Nat	Rookie	Cls	Laps	Best	Time	Gap	Interval	Km/h
1	4	Victor Martins	FRA	R-ACE GP	FRA	R	1	8	7	1:41.864			164.5
2	1	Max Fewtrell	GBR	R-ACE GP	FRA			6	6	1:41.968	0.104	0.104	164.3
3	31	Christian Lundgaard	DEN	MP MOTORSPORT	NED	R	2	6	6	1:42.028	0.164	0.060	164.2
4	53	Eliseo Martinez	ESP	AVF BY ADRIAN VALLES	ESP	R	3	6	6	1:42.292	0.428	0.264	163.8
5	3	Charles Milesi	FRA	R-ACE GP	FRA	R	4	5	5	1:42.300	0.436	0.008	163.8
6	22	Alexander Smolyar	RUS	TECH 1 RACING	FRA	R	5	6	4	1:42.385	0.521	0.085	163.6
7	11	Clément Novalak	GBR	JOSEF KAUFMANN RACING	GER	R	6	7	5	1:42.435	0.571	0.050	163.5
8	32	Alex Peroni	AUS	MP MOTORSPORT	NED			6	4	1:42.698	0.834	0.263	163.1
9	33	Freek Schothorst	NED	MP MOTORSPORT	NED	R	7	7	5	1:42.832	0.968	0.134	162.9
10	23	Thomas Neubauer	FRA	TECH 1 RACING	FRA			6	5	1:42.881	1.017	0.049	162.8
11	51	Axel Matus	MEX	AVF BY ADRIAN VALLES	ESP			6	6	1:43.059	1.195	0.178	162.6
12	54	Christian Munoz	COL	AVF BY ADRIAN VALLES	ESP	R	8	5	5	1:43.731	1.867	0.672	161.5

Published at:.....

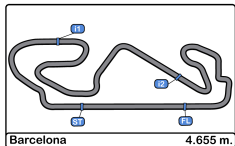
Track Temp: **16.4 °C** Air Temp: **17.9 °C** Humidity: **81 %** Track Status: **DRY**

Stewards:

Race Director:

Timekeeper:





Circuit de Barcelona
 Formula Renault Eurocup
 Qualifying - 2 Group A
 Provisional Results by Class

**FORMULA
 RENAULT**
 EURO CUP

Cls	Nº	Driver	Nat	Competitor	Nat	Rookie	Laps	Best	Time	Gap	Interval	Km/h
1	1	Max Fewtrell	GBR	R-ACE GP	FRA		6	6	1:41.968			164.3
2	32	Alex Peroni	AUS	MP MOTORSPORT	NED		6	4	1:42.698	0.730	0.730	163.1
3	23	Thomas Neubauer	FRA	TECH 1 RACING	FRA		6	5	1:42.881	0.913	0.183	162.8
4	51	Axel Matus	MEX	AVF BY ADRIAN VALLES	ESP		6	6	1:43.059	1.091	0.178	162.6
Rookie												
1	4	Victor Martins	FRA	R-ACE GP	FRA	R	8	7	1:41.864			164.5
2	31	Christian Lundgaard	DEN	MP MOTORSPORT	NED	R	6	6	1:42.028	0.164	0.164	164.2
3	53	Eliseo Martinez	ESP	AVF BY ADRIAN VALLES	ESP	R	6	6	1:42.292	0.428	0.264	163.8
4	3	Charles Milesi	FRA	R-ACE GP	FRA	R	5	5	1:42.300	0.436	0.008	163.8
5	22	Alexander Smolyar	RUS	TECH 1 RACING	FRA	R	6	4	1:42.385	0.521	0.085	163.6
6	11	Clément Novalak	GBR	JOSEF KAUFMANN RACING	GER	R	7	5	1:42.435	0.571	0.050	163.5
7	33	Freek Schothorst	NED	MP MOTORSPORT	NED	R	7	5	1:42.832	0.968	0.397	162.9
8	54	Christian Munoz	COL	AVF BY ADRIAN VALLES	ESP	R	5	5	1:43.731	1.867	0.899	161.5

Published at:.....

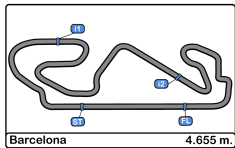
Track Temp: 16.4 °C Air Temp: 17.9 °C Humidity: 81 % Track DRY

Stewards:

Race Director:

Timekeeper:





Circuit de Barcelona
 Formula Renault Eurocup
 Qualifying - 2 Group A
 Lap Analysis

**FORMULA
 RENAULT**
 EURO CUP

1 Max Fewtrell **23** Thomas Neubauer
 R-ACE GP TECH 1 RACING

Lap D	Time	Sector 1	Sector 2	Sector 3	T. Spd	Elapsed	Lap D	Time	Sector 1	Sector 2	Sector 3	T. Spd	Elapsed
1	11:26:34.568	11:25:15.702	43.526	35.340	174.1	11:26:34.568	1	11:26:53.779	11:25:31.671	46.968	35.140	167.9	11:26:53.779
2	1:45.421	30.940	40.804	33.677	227.8	11:28:19.989	2	1:55.932	35.674	42.639	37.619	202.6	11:28:49.711
3	1:42.377	29.758	39.388	33.231	233.7	11:30:02.366	3	1:44.915	29.965	40.070	34.880	234.2	11:30:34.626
4	1:42.002	29.567	39.256	33.179	234.7	11:31:44.368	4	1:42.994	29.833	39.553	33.608	235.2	11:32:17.620
5	1:52.516	31.114	45.153	36.249	234.2	11:33:36.884	5	1:42.881	29.652	39.431	33.798	235.8	11:34:00.501
6	1:41.968	29.572	39.295	33.101	235.2	11:35:18.852	6	1:43.523	29.761	39.590	34.172	235.8	11:35:44.024
7		30.186	45.458		234.7		7		36.663	48.730		225.9	

3 Charles Milesi **31** Christian Lundgaard
 R R-ACE GP R MP MOTORSPORT

Lap D	Time	Sector 1	Sector 2	Sector 3	T. Spd	Elapsed	Lap D	Time	Sector 1	Sector 2	Sector 3	T. Spd	Elapsed
1	11:26:45.128	11:25:25.011	44.375	35.742	160.0	11:26:45.128	1	11:26:39.111	11:25:20.957	42.812	35.342	175.3	11:26:39.111
2	1:46.809	31.667	41.024	34.118	214.2	11:28:31.937	2	1:45.717	30.656	40.918	34.143	235.2	11:28:24.828
3	1:43.092	29.887	39.742	33.463	234.2	11:30:15.029	3	1:43.419	29.561	39.235	34.623	236.3	11:30:08.247
4	1:52.008	32.152	45.667	34.189	234.2	11:32:07.037	4	1:42.284	29.611	39.195	33.478	235.8	11:31:50.531
5	1:42.300	29.593	39.424	33.283	235.2	11:33:49.337	5	1:51.487	29.457	46.652	35.378	236.3	11:33:42.018
6		31.488	42.113		237.3		6	1:42.028	29.447	39.268	33.313	236.8	11:35:24.046
7							7		32.953	44.896		237.3	

4 Victor Martins **32** Alex Peroni
 R R-ACE GP R MP MOTORSPORT

Lap D	Time	Sector 1	Sector 2	Sector 3	T. Spd	Elapsed	Lap D	Time	Sector 1	Sector 2	Sector 3	T. Spd	Elapsed
1	11:22:08.827	11:20:45.879	46.508	36.440	150.2	11:22:08.827	1	11:26:47.078	11:25:26.687	43.560	36.831	171.9	11:26:47.078
2	1:47.535	31.298	42.072	34.165	225.9	11:23:56.362	2	1:48.345	32.160	41.789	34.396	225.9	11:28:35.423
3	1:43.248	29.800	39.511	33.937	233.2	11:25:39.610	3	1:42.726	29.841	39.466	33.419	234.7	11:30:18.149
4	1:46.969 P	30.051	39.407	37.511	233.2	11:27:26.579	4	1:42.698	29.629	39.538	33.531	235.8	11:32:00.847
5	3:03.287	1:42.136	44.933	36.218	174.7	11:30:29.866	5	1:46.711	29.682	42.243	34.786	235.2	11:33:47.558
6	1:45.414	30.867	40.928	33.619	225.9	11:32:15.280	6	1:42.899	29.735	39.678	33.486	235.8	11:35:30.457
7	1:41.864	29.387	39.257	33.220	236.8	11:33:57.144	7		30.284	44.024		236.8	
8	1:41.991	29.486	39.216	33.289	236.3	11:35:39.135							
9		37.012	46.983		193.8								

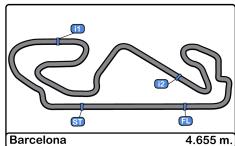
11 Clément Novalak **33** Freek Schothorst
 R R-ACE GP R MP MOTORSPORT

Lap D	Time	Sector 1	Sector 2	Sector 3	T. Spd	Elapsed	Lap D	Time	Sector 1	Sector 2	Sector 3	T. Spd	Elapsed
1	11:22:05.610 P	11:20:44.816	41.702	39.092	151.2	11:22:05.610	1	11:26:01.728	11:24:43.522	42.347	35.859	168.7	11:26:01.728
2	5:51.590	4:35.250	40.886	35.454	167.4	11:27:57.200	2	1:46.974	30.927	40.418	35.629	225.4	11:27:48.702
3	1:42.892	29.893	39.524	33.475	234.7	11:29:40.092	3	1:43.045	29.953	39.675	33.417	233.7	11:29:31.747
4	1:42.555	29.686	39.449	33.420	235.2	11:31:22.647	4	1:43.557	29.717	39.474	34.366	234.2	11:31:15.304
5	1:42.435	29.610	39.441	33.384	235.2	11:33:05.082	5	1:42.832	29.860	39.522	33.450	235.8	11:32:58.136
6	1:42.539	29.518	39.482	33.539	236.8	11:34:47.621	6	1:43.522	29.711	39.644	34.167	235.2	11:34:41.658
7	1:42.759	29.564	39.574	33.621	236.3	11:36:30.380	7	1:43.255	29.787	39.825	33.643	235.2	11:36:24.913
8		33.902	43.793		210.5		8		29.756	44.803		234.7	

22 Alexander Smolyar **51** Axel Matus
 R R-ACE GP R AVF BY ADRIAN VALLES

Lap D	Time	Sector 1	Sector 2	Sector 3	T. Spd	Elapsed	Lap D	Time	Sector 1	Sector 2	Sector 3	T. Spd	Elapsed
1	11:26:52.870	11:25:30.844	45.858	36.168	145.3	11:26:52.870	1	11:27:07.042	11:25:40.976	48.021	38.045	135.8	11:27:07.042
2	1:50.668	32.428	42.972	35.268	219.9	11:28:43.538	2	1:52.389	32.754	42.308	37.327	221.3	11:28:59.431
3	1:42.830	29.948	39.507	33.375	233.7	11:30:26.368	3	1:43.140	29.919	39.628	33.593	232.2	11:30:42.571
4	1:42.385	29.721	39.270	33.394	234.7	11:32:08.753	4	1:43.252	29.852	39.806	33.594	235.2	11:32:25.823
5	1:50.198	32.274	44.111	33.813	226.4	11:33:58.951	5	1:43.938	30.408	39.966	33.564	228.3	11:34:09.761
6	1:42.649	29.574	39.559	33.516	236.8	11:35:41.600	6	1:43.059	29.777	39.793	33.489	236.3	11:35:52.820
7		37.728	47.964		198.5		7		32.932	47.321		216.8	





Circuit de Barcelona
Formula Renault Eurocup
Qualifying - 2 Group A
Lap Analysis

FORMULA
RENAULT
EUROCUP

53

Eliseo Martinez

R

AVF BY ADRIAN VALLES

Lap	D	Time	Sector 1	Sector 2	Sector 3	T. Spd	Elapsed
1		11:27:01.979	11:25:38.302	45.648	38.029	139.5	11:27:01.979
2		1:52.705	32.644	42.388	37.673	218.6	11:28:54.684
3		1:43.023	29.883	39.630	33.510	234.2	11:30:37.707
4		1:42.496	29.587	39.501	33.408	236.3	11:32:20.203
5		1:48.468	29.710	43.841	34.917	236.3	11:34:08.671
6		1:42.292	29.596	39.450	33.246	235.2	11:35:50.963
7			33.472	47.176		197.4	

54

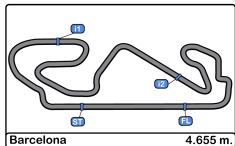
Christian Munoz

R

AVF BY ADRIAN VALLES

Lap	D	Time	Sector 1	Sector 2	Sector 3	T. Spd	Elapsed
1		11:27:02.893	11:25:39.231	45.527	38.135	144.0	11:27:02.893
2		1:52.994	32.559	42.416	38.019	220.8	11:28:55.887
3		1:43.781	29.954	40.061	33.766	235.2	11:30:39.668
4		1:48.484	29.703	44.725	34.056	235.8	11:32:28.152
5		1:43.731	29.980	40.113	33.638	235.8	11:34:11.883
6			29.656	41.038		238.4	



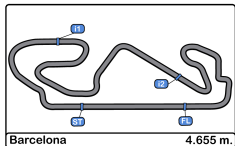


Circuit de Barcelona
Formula Renault Eurocup
Qualifying - 2 Group A
Best Sectors Results



Sector - 1			Sector - 2			Sector - 3			Ideal Lap vs Best Lap						
Clas	Nº	Driver	Time	Nº	Driver	Time	Nº	Driver	Time	Clas	Nº	Driver	Ideal Lap	Best Lap	Clas
1	4	Victor Martins	29.387	31	Christian Lundgaard	39.195	1	Max Fewtrell	33.101	1	4	Victor Martins	1:41.823	1:41.864	1
2	31	Christian Lundgaard	29.447	4	Victor Martins	39.216	4	Victor Martins	33.220	2	1	Max Fewtrell	1:41.924	1:41.968	2
3	11	Clément Novalak	29.518	1	Max Fewtrell	39.256	53	Eliseo Martinez	33.246	3	31	Christian Lundgaard	1:41.955	1:42.028	3
4	1	Max Fewtrell	29.567	22	Alexander Smolyar	39.270	3	Charles Milesi	33.283	4	22	Alexander Smolyar	1:42.219	1:42.385	6
5	22	Alexander Smolyar	29.574	3	Charles Milesi	39.424	31	Christian Lundgaard	33.313	5	53	Eliseo Martinez	1:42.283	1:42.292	4
6	53	Eliseo Martinez	29.587	23	Thomas Neubauer	39.431	22	Alexander Smolyar	33.375	6	3	Charles Milesi	1:42.300	1:42.300	5
7	3	Charles Milesi	29.593	11	Clément Novalak	39.441	11	Clément Novalak	33.384	7	11	Clément Novalak	1:42.343	1:42.435	7
8	32	Alex Peroni	29.629	53	Eliseo Martinez	39.450	33	Freek Schothorst	33.417	8	32	Alex Peroni	1:42.514	1:42.698	8
9	23	Thomas Neubauer	29.652	32	Alex Peroni	39.466	32	Alex Peroni	33.419	9	33	Freek Schothorst	1:42.602	1:42.832	9
10	54	Christian Munoz	29.656	33	Freek Schothorst	39.474	51	Axel Matus	33.489	10	23	Thomas Neubauer	1:42.691	1:42.881	10
11	33	Freek Schothorst	29.711	51	Axel Matus	39.628	23	Thomas Neubauer	33.608	11	51	Axel Matus	1:42.894	1:43.059	11
12	51	Axel Matus	29.777	54	Christian Munoz	40.061	54	Christian Munoz	33.638	12	54	Christian Munoz	1:43.355	1:43.731	12





Circuit de Barcelona
 Formula Renault Eurocup
 Qualifying - 2 Group A
 Best 5 Lap Times



Cls	Nº	Driver	Nat	Competitor	Nat	Rookie	Cls	Best 1		Best 2		Best 3		Best 4		Best 5	
								Time	Lap	Time	Lap	Time	Lap	Time	Lap	Time	Lap
1	4	Victor Martins	FRA	R-ACE GP	FRA	R	1	1:41.864	7	1:41.991	8	1:43.248	3	1:45.414	6	1:46.969	4
2	1	Max Fewtrell	GBR	R-ACE GP	FRA			1:41.968	6	1:42.002	4	1:42.377	3	1:45.421	2	1:52.516	5
3	31	Christian Lundgaard	DEN	MP MOTORSPORT	NED	R	2	1:42.028	6	1:42.284	4	1:43.419	3	1:45.717	2	1:51.487	5
4	53	Eliseo Martínez	ESP	AVF BY ADRIAN VALLES	ESP	R	3	1:42.292	6	1:42.496	4	1:43.023	3	1:48.468	5	1:52.705	2
5	3	Charles Milesi	FRA	R-ACE GP	FRA	R	4	1:42.300	5	1:43.092	3	1:46.809	2	1:52.008	4		
6	22	Alexander Smolyar	RUS	TECH 1 RACING	FRA	R	5	1:42.385	4	1:42.649	6	1:42.830	3	1:50.198	5	1:50.668	2
7	11	Clément Novalak	GBR	JOSEF KAUFMANN RACING	GER	R	6	1:42.435	5	1:42.539	6	1:42.555	4	1:42.759	7	1:42.892	3
8	32	Alex Peroni	AUS	MP MOTORSPORT	NED			1:42.698	4	1:42.726	3	1:42.899	6	1:46.711	5	1:48.345	2
9	33	Freek Schothorst	NED	MP MOTORSPORT	NED	R	7	1:42.832	5	1:43.045	3	1:43.255	7	1:43.522	6	1:43.557	4
10	23	Thomas Neubauer	FRA	TECH 1 RACING	FRA			1:42.881	5	1:42.994	4	1:43.523	6	1:44.915	3	1:55.932	2
11	51	Axel Matus	MEX	AVF BY ADRIAN VALLES	ESP			1:43.059	6	1:43.140	3	1:43.252	4	1:43.938	5	1:52.389	2
12	54	Christian Munoz	COL	AVF BY ADRIAN VALLES	ESP	R	8	1:43.731	5	1:43.781	3	1:48.484	4	1:52.994	2		





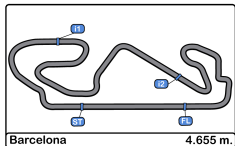
Circuit de Barcelona
 Formula Renault Eurocup
 Qualifying - 2 Group A
 Best 5 Top Speeds



Top 1 Top 2 Top 3 Top 4 Top 5

Cls	Nº	Driver	Nat	Competitor	Nat	Rookie	Cls	Km/h	Lap	Km/h	Lap	Km/h	Lap	Km/h	Lap	Km/h	Lap	Avg
1	54	Christian Munoz	COL	AVF BY ADRIAN VALLES	ESP	R	1	238.4	6	235.8	4	235.8	5	235.2	3	220.8	2	233.2
2	3	Charles Milesi	FRA	R-ACE GP	FRA	R	2	237.3	6	235.2	5	234.2	3	234.2	4	214.2	2	231.0
3	31	Christian Lundgaard	DEN	MP MOTORSPORT	NED	R	3	237.3	7	236.8	6	236.3	3	236.3	5	235.8	4	236.5
4	4	Victor Martins	FRA	R-ACE GP	FRA	R	4	236.8	7	236.3	8	233.2	3	233.2	4	225.9	2	233.1
5	11	Clément Novalak	GBR	JOSEF KAUFMANN RACING	GER	R	5	236.8	6	236.3	7	235.2	4	235.2	5	234.7	3	235.7
6	22	Alexander Smolyar	RUS	TECH 1 RACING	FRA	R	6	236.8	6	234.7	4	233.7	3	226.4	5	219.9	2	230.3
7	32	Alex Peroni	AUS	MP MOTORSPORT	NED			236.8	7	235.8	4	235.8	6	235.2	5	234.7	3	235.7
8	51	Axel Matus	MEX	AVF BY ADRIAN VALLES	ESP			236.3	6	235.2	4	232.2	3	228.3	5	221.3	2	230.7
9	53	Eliseo Martinez	ESP	AVF BY ADRIAN VALLES	ESP	R	7	236.3	4	236.3	5	235.2	6	234.2	3	218.6	2	232.1
10	23	Thomas Neubauer	FRA	TECH 1 RACING	FRA			235.8	5	235.8	6	235.2	4	234.2	3	225.9	7	233.4
11	33	Freek Schothorst	NED	MP MOTORSPORT	NED	R	8	235.8	5	235.2	6	235.2	7	234.7	8	234.2	4	235.0
12	1	Max Fewtrell	GBR	R-ACE GP	FRA			235.2	6	234.7	4	234.7	7	234.2	5	233.7	3	234.5





Circuit de Barcelona
 Formula Renault Eurocup
 Qualifying - 2 Group A
 Fastest Laps Sequence

FORMULA
RENAULT
 EURO CUP

Lap	Time of Day	Session Time	Nº	Driver	Nat	Competitor	Nat	Rookie	Time	Km/h
2	11:23:56.362	3:56.362	4	Victor Martins	FRA	R-ACE GP	FRA	R	1:47.535	155.8
3	11:25:39.610	5:39.610	4	Victor Martins	FRA	R-ACE GP	FRA	R	1:43.248	162.3
3	11:29:31.747	9:31.747	33	Freek Schothorst	NED	MP MOTORSPORT	NED	R	1:43.045	162.6
3	11:29:40.092	9:40.092	11	Clément Novalak	GBR	JOSEF KAUFMANN RACING	GER	R	1:42.892	162.8
3	11:30:02.366	10:02.366	1	Max Fewtrell	GBR	R-ACE GP	FRA		1:42.377	163.6
4	11:31:44.368	11:44.368	1	Max Fewtrell	GBR	R-ACE GP	FRA		1:42.002	164.2
7	11:33:57.144	13:57.144	4	Victor Martins	FRA	R-ACE GP	FRA	R	1:41.864	164.5



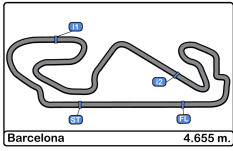


Circuit de Barcelona
Formula Renault Eurocup
Qualifying - 2 Group A
Event Best Maximum Speed

**FORMULA
RENAULT**
EUROCUP

Nº	Driver	Nat	Competitor	Nat	Rookie	Km/h	Session
41	Oscar Piastrì	AUS	ARDEN	GBR	R	248.8	Race - 1
16	Yifei Ye	CHN	JOSEF KAUFMANN RACING	GER		247.1	Race - 1
63	Najiy Razak	MAS	JD MOTORSPORT	ITA		244.3	Collective test 2
33	Freek Schothorst	NED	MP MOTORSPORT	NED	R	243.7	Race - 1
11	Clément Novalak	GBR	JOSEF KAUFMANN RACING	GER	R	243.7	Race - 1
1	Max Fewtrell	GBR	R-ACE GP	FRA		243.7	Race - 1
23	Thomas Neubauer	FRA	TECH 1 RACING	FRA		243.2	Race - 1
85	Raúl Guzman	MEX	FORTEC MOTORSPORTS	GBR		243.2	Race - 1
62	Thomas Maxwell	AUS	JD MOTORSPORT	ITA		242.6	Collective test 2
24	Frank Bird	GBR	TECH 1 RACING	FRA		242.6	Race - 1
3	Charles Milesi	FRA	R-ACE GP	FRA	R	242.6	Race - 1
61	Lorenzo Colombo	ITA	JD MOTORSPORT	ITA	R	242.1	Race - 1
32	Alex Peroni	AUS	MP MOTORSPORT	NED		242.1	Race - 1
42	Nikita Volegov	RUS	ARDEN	GBR	R	241.6	Collective test 1
84	Vladimir Tziortzis	RUS	FORTEC MOTORSPORTS	GBR	R	241.6	Race - 1
22	Alexander Smolyar	RUS	TECH 1 RACING	FRA	R	241.0	Collective test 1
43	Sami Taoufik	MAR	ARDEN	GBR	R	241.0	Collective test 2
21	Neil Verhagen	USA	TECH 1 RACING	FRA		241.0	Race - 1
2	Logan Sargeant	USA	R-ACE GP	FRA	R	241.0	Race - 1
4	Victor Martins	FRA	R-ACE GP	FRA	R	240.5	Collective test 2
31	Christian Lundgaard	DEN	MP MOTORSPORT	NED	R	240.5	Collective test 2
54	Christian Munoz	COL	AVF BY ADRIAN VALLES	ESP	R	238.9	Race - 1
51	Axel Matus	MEX	AVF BY ADRIAN VALLES	ESP		238.4	Collective test 1
53	Eliseo Martinez	ESP	AVF BY ADRIAN VALLES	ESP	R	238.4	Race - 1





Circuit de Barcelona
Formula Renault Eurocup
Qualifying - 2 Group A
Pit Stop Analysis

**FORMULA
RENAULT**
EUROCUP

4

Victor Martins

R

R-ACE GP

Nr.	In Day Time	In Time	Out Time	Pit Time	T. Pit Time	Handicap	Penalty
1	11:27:24.141	11:27:24.141	11:28:36.776	1:12.635	1:12.635		

11

Clément Novalak

R

JOSEF KAUFMANN RACING

Nr.	In Day Time	In Time	Out Time	Pit Time	T. Pit Time	Handicap	Penalty
1	11:22:03.133	11:22:03.133	11:26:07.986	4:04.853	4:04.853		



