



Circuit de Barcelona
 Formula Renault Eurocup
 Qualifying - 2 Group B
 Provisional Results

**FORMULA
 RENAULT**
 EURO CUP

Cls	Nº	Driver	Nat	Competitor	Nat	Rookie	Cls	Laps	Best	Time	Gap	Interval	Km/h
1	2	Logan Sargeant	USA	R-ACE GP	FRA	R	1	7	6	1:42.094			164.1
2	61	Lorenzo Colombo	ITA	JD MOTORSPORT	ITA	R	2	8	5	1:42.372	0.278	0.278	163.6
3	62	Thomas Maxwell	AUS	JD MOTORSPORT	ITA			8	6	1:42.525	0.431	0.153	163.4
4	21	Neil Verhagen	USA	TECH 1 RACING	FRA			7	6	1:42.546	0.452	0.021	163.4
5	16	Yifei Ye	CHN	JOSEF KAUFMANN RACING	GER			8	7	1:42.646	0.552	0.100	163.2
6	41	Oscar Piastri	AUS	ARDEN	GBR	R	3	8	5	1:42.673	0.579	0.027	163.2
7	24	Frank Bird	GBR	TECH 1 RACING	FRA			6	5	1:42.858	0.764	0.185	162.9
8	84	Vladimir Tziortzis	RUS	FORTEC MOTORSPORTS	GBR	R	4	7	4	1:42.868	0.774	0.010	162.9
9	85	Raúl Guzman	MEX	FORTEC MOTORSPORTS	GBR			7	6	1:43.158	1.064	0.290	162.4
10	63	Najiy Razak	MAS	JD MOTORSPORT	ITA			8	7	1:43.327	1.233	0.169	162.1
11	43	Sami Taoufik	MAR	ARDEN	GBR	R	5	8	6	1:43.346	1.252	0.019	162.1
12	42	Nikita Volegov	RUS	ARDEN	GBR	R	6	8	7	1:43.384	1.290	0.038	162.0

Published at:.....

Track Temp: 16.0 °C Air Temp: 17.2 °C Humidity: 82 % Track Status: DRY

Stewards:

Race Director:

Timekeeper:





Circuit de Barcelona
 Formula Renault Eurocup
 Qualifying - 2 Group B
 Provisional Results by Class

**FORMULA
 RENAULT**

EUROCUP

Cls	Nº	Driver	Nat	Competitor	Nat	Rookie	Laps	Best	Time	Gap	Interval	Km/h
1	62	Thomas Maxwell	AUS	JD MOTORSPORT	ITA		8	6	1:42.525			163.4
2	21	Neil Verhagen	USA	TECH 1 RACING	FRA		7	6	1:42.546	0.021	0.021	163.4
3	16	Yifei Ye	CHN	JOSEF KAUFMANN RACING	GER		8	7	1:42.646	0.121	0.100	163.2
4	24	Frank Bird	GBR	TECH 1 RACING	FRA		6	5	1:42.858	0.333	0.212	162.9
5	85	Raúl Guzman	MEX	FORTEC MOTORSPORTS	GBR		7	6	1:43.158	0.633	0.300	162.4
6	63	Najiy Razak	MAS	JD MOTORSPORT	ITA		8	7	1:43.327	0.802	0.169	162.1
Rookie												
1	2	Logan Sargeant	USA	R-ACE GP	FRA	R	7	6	1:42.094			164.1
2	61	Lorenzo Colombo	ITA	JD MOTORSPORT	ITA	R	8	5	1:42.372	0.278	0.278	163.6
3	41	Oscar Piastri	AUS	ARDEN	GBR	R	8	5	1:42.673	0.579	0.301	163.2
4	84	Vladimir Tziortzis	RUS	FORTEC MOTORSPORTS	GBR	R	7	4	1:42.868	0.774	0.195	162.9
5	43	Sami Taoufik	MAR	ARDEN	GBR	R	8	6	1:43.346	1.252	0.478	162.1
6	42	Nikita Volegov	RUS	ARDEN	GBR	R	8	7	1:43.384	1.290	0.038	162.0

Published at:.....

Track Temp: 16.0 °C Air Temp: 17.2 °C Humidity: 82 % Track DRY

Stewards:

Race Director:

Timekeeper:





Circuit de Barcelona
Formula Renault Eurocup
Qualifying - 2 Group B
Lap Analysis

FORMULA
RENAULT
EURO CUP

2 Logan Sargeant							42 Nikita Volegov							
R							R-ACE GP							
Lap	D	Time	Sector 1	Sector 2	Sector 3	T. Spd	Lap	D	Time	Sector 1	Sector 2	Sector 3	T. Spd	Elapsed
1		11:06:52.501	11:05:32.581	44.106	35.814	162.4	1		11:05:28.931	11:04:11.143	42.662	35.126	167.1	11:05:28.931
2		1:47.487	31.556	41.301	34.630	229.7	2		2:01.569	30.751	40.861	49.957	222.2	11:07:30.500
3		1:42.791	29.847	39.549	33.395	235.2	3		1:48.687	30.065	42.962	35.660	234.2	11:09:19.187
4		1:42.285	29.630	39.364	33.291	236.3	4		1:43.579	29.901	39.957	33.721	235.2	11:11:02.766
5		1:53.385	32.558	45.959	34.868	236.8	5		1:43.449	29.940	39.803	33.706	235.2	11:12:46.215
6		1:42.094	29.588	39.290	33.216	236.8	6		1:58.275	34.171	48.458	35.646	236.8	11:14:44.490
7		2:06.063 P	34.862	46.771	44.430	227.8	7		1:43.384	29.777	39.782	33.825	234.7	11:16:27.874
							8		2:06.209 P	35.565	47.043	43.601	186.2	11:18:34.083

16 Yifei Ye							43 Sami Taoufik							
R							R							
Lap	D	Time	Sector 1	Sector 2	Sector 3	T. Spd	Lap	D	Time	Sector 1	Sector 2	Sector 3	T. Spd	Elapsed
1		11:02:13.324 P	11:00:45.689	45.622	42.013	129.1	1		11:05:10.984	11:03:52.770	43.085	35.129	173.3	11:05:10.984
2		4:34.455	3:18.732	41.682	34.041	177.9	2		1:46.417	30.991	41.088	34.338	225.0	11:06:57.401
3		1:43.658	29.926	40.028	33.704	235.2	3		1:44.435	30.219	40.341	33.875	234.7	11:08:41.836
4		1:43.224	29.752	39.751	33.721	235.8	4		1:43.621	30.124	39.960	33.537	235.2	11:10:25.457
5		1:42.784	29.681	39.550	33.553	236.8	5		1:44.226	29.840	40.540	33.846	236.3	11:12:09.683
6		1:42.811	29.668	39.717	33.426	236.3	6		1:43.346	29.832	39.979	33.535	235.2	11:13:53.029
7		1:42.646	29.565	39.576	33.505	237.8	7		1:43.415	29.861	39.944	33.610	235.2	11:15:36.444
8		2:01.302 P	31.336	45.108	44.858	237.3	8		1:58.651 P	33.318	42.618	42.715	234.2	11:17:35.095

21 Neil Verhagen							61 Lorenzo Colombo							
R							R							
Lap	D	Time	Sector 1	Sector 2	Sector 3	T. Spd	Lap	D	Time	Sector 1	Sector 2	Sector 3	T. Spd	Elapsed
1		11:06:55.871	11:05:35.827	44.096	35.948	171.9	1		11:05:43.323	11:04:14.353	50.979	37.991	147.5	11:05:43.323
2		1:55.717	30.786	44.278	40.653	225.0	2		1:52.426	31.411	41.517	39.498	228.8	11:07:35.749
3		1:42.899	29.930	39.542	33.427	231.7	3		1:46.643	29.902	40.076	36.665	233.7	11:09:22.392
4		1:42.783	29.838	39.660	33.285	232.7	4		1:42.891	29.729	39.462	33.700	235.8	11:11:05.283
5		1:42.562	29.700	39.403	33.459	232.2	5		1:42.372	29.577	39.387	33.408	236.8	11:12:47.655
6		1:42.546	29.679	39.397	33.470	234.2	6		1:44.530	29.654	40.166	34.710	237.3	11:14:32.185
7		2:05.526 P	34.439	47.123	43.964	234.2	7		1:42.379	29.584	39.365	33.430	235.8	11:16:14.564
							8		2:06.142 P	32.456	42.737	50.949	233.7	11:18:20.706

24 Frank Bird							62 Thomas Maxwell							
R							R							
Lap	D	Time	Sector 1	Sector 2	Sector 3	T. Spd	Lap	D	Time	Sector 1	Sector 2	Sector 3	T. Spd	Elapsed
1		11:06:57.097	11:05:36.670	44.600	35.827	172.2	1		11:05:13.590	11:03:48.950	46.683	37.957	150.2	11:05:13.590
2		1:58.516	31.905	42.940	43.671	213.4	2		1:49.434	32.165	42.497	34.772	216.8	11:07:03.024
3		1:43.403	29.980	39.726	33.697	230.2	3		1:57.733	29.791	39.873	48.069	236.8	11:09:00.757
4		1:42.877	29.769	39.610	33.498	231.7	4		1:43.010	29.685	39.696	33.629	236.3	11:10:43.767
5		1:42.858	29.736	39.529	33.593	231.7	5		1:42.760	29.641	39.538	33.581	236.8	11:12:26.527
6		1:57.758 P	33.296	44.337	40.125	231.7	6		1:42.525	29.656	39.409	33.460	236.3	11:14:09.052
							7		1:43.116	29.602	39.736	33.778	237.8	11:15:52.168
							8		2:00.252 P	32.769	44.386	43.097	208.0	11:17:52.420

41 Oscar Piastri							63 Najiy Razak							
R							R							
Lap	D	Time	Sector 1	Sector 2	Sector 3	T. Spd	Lap	D	Time	Sector 1	Sector 2	Sector 3	T. Spd	Elapsed
1		11:05:47.423	11:04:29.269	42.760	35.394	168.7	1		11:05:44.429	11:04:17.989	48.443	37.997	169.5	11:05:44.429
2		1:57.678	30.781	46.822	40.075	225.0	2		1:53.294	31.091	42.105	40.098	220.8	11:07:37.723
3		1:43.452	29.922	39.870	33.660	234.7	3		1:45.894	29.929	40.380	35.585	236.3	11:09:23.617
4		1:42.906	29.712	39.714	33.480	234.7	4		1:44.089	30.015	40.203	33.871	236.8	11:11:07.706
5		1:42.673	29.616	39.555	33.502	237.3	5		1:43.536	29.826	39.970	33.740	237.8	11:12:51.242
6		1:48.219	31.897	41.669	34.653	235.8	6		1:43.357	29.629	39.977	33.751	237.8	11:14:34.599
7		1:42.709	29.650	39.561	33.498	235.8	7		1:43.327	29.627	39.702	33.998	237.8	11:16:17.926
8		2:06.223 P	36.394	46.129	43.700	179.1	8		2:04.558 P	31.308	43.690	49.560	237.3	11:18:22.484





84

Vladimir Tziortzis

R

FORTEC MOTORSPORTS

Lap	D	Time	Sector 1	Sector 2	Sector 3	T. Spd	Elapsed
1		11:07:20.456	11:05:42.831	52.698	44.927	136.3	11:07:20.456
2		1:54.808	31.705	44.806	38.297	218.6	11:09:15.264
3		1:43.292	30.067	39.721	33.504	232.7	11:10:58.556
4		<u>1:42.868</u>	29.859	<u>39.575</u>	<u>33.434</u>	234.2	11:12:41.424
5		1:43.717	<u>29.757</u>	40.206	33.754	234.2	11:14:25.141
6		1:43.393	29.805	39.793	33.795	234.7	11:16:08.534
7		2:09.301 P	34.248	45.095	49.958	225.0	11:18:17.835

85

Raúl Guzman

FORTEC MOTORSPORTS

Lap	D	Time	Sector 1	Sector 2	Sector 3	T. Spd	Elapsed
1		11:07:13.649	11:05:49.206	45.526	38.917	168.4	11:07:13.649
2		1:56.053	33.547	43.715	38.791	227.3	11:09:09.702
3		1:43.761	30.122	39.724	33.915	231.2	11:10:53.463
4		1:43.175	29.874	<u>39.639</u>	33.662	231.7	11:12:36.638
5		1:43.273	29.969	39.705	<u>33.599</u>	232.7	11:14:19.911
6		<u>1:43.158</u>	<u>29.848</u>	39.694	33.616	233.2	11:16:03.069
7		2:10.763 P	35.026	47.512	48.225	223.6	11:18:13.832



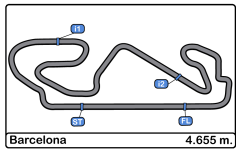


Circuit de Barcelona
Formula Renault Eurocup
Qualifying - 2 Group B
Best Sectors Results



Sector - 1			Sector - 2			Sector - 3			Ideal Lap vs Best Lap						
Clas	Nº	Driver	Time	Nº	Driver	Time	Nº	Driver	Time	Clas	Nº	Driver	Ideal Lap	Best Lap	Clas
1	16	Yifei Ye	29.565	2	Logan Sargeant	39.290	2	Logan Sargeant	33.216	1	2	Logan Sargeant	1:42.094	1:42.094	1
2	61	Lorenzo Colombo	29.577	61	Lorenzo Colombo	39.365	21	Neil Verhagen	33.285	2	61	Lorenzo Colombo	1:42.350	1:42.372	2
3	2	Logan Sargeant	29.588	21	Neil Verhagen	39.397	61	Lorenzo Colombo	33.408	3	21	Neil Verhagen	1:42.361	1:42.546	4
4	62	Thomas Maxwell	29.602	62	Thomas Maxwell	39.409	16	Yifei Ye	33.426	4	62	Thomas Maxwell	1:42.471	1:42.525	3
5	41	Oscar Piastri	29.616	24	Frank Bird	39.529	84	Vladimir Tziortzis	33.434	5	16	Yifei Ye	1:42.541	1:42.646	5
6	63	Najiy Razak	29.627	16	Yifei Ye	39.550	62	Thomas Maxwell	33.460	6	41	Oscar Piastri	1:42.651	1:42.673	6
7	21	Neil Verhagen	29.679	41	Oscar Piastri	39.555	41	Oscar Piastri	33.480	7	24	Frank Bird	1:42.763	1:42.858	7
8	24	Frank Bird	29.736	84	Vladimir Tziortzis	39.575	24	Frank Bird	33.498	8	84	Vladimir Tziortzis	1:42.766	1:42.868	8
9	84	Vladimir Tziortzis	29.757	85	Raúl Guzman	39.639	43	Sami Taoufik	33.535	9	63	Najiy Razak	1:43.069	1:43.327	10
10	42	Nikita Volegov	29.777	63	Najiy Razak	39.702	85	Raúl Guzman	33.599	10	85	Raúl Guzman	1:43.086	1:43.158	9
11	43	Sami Taoufik	29.832	42	Nikita Volegov	39.782	42	Nikita Volegov	33.706	11	42	Nikita Volegov	1:43.265	1:43.384	12
12	85	Raúl Guzman	29.848	43	Sami Taoufik	39.944	63	Najiy Razak	33.740	12	43	Sami Taoufik	1:43.311	1:43.346	11





Circuit de Barcelona
 Formula Renault Eurocup
 Qualifying - 2 Group B
 Best 5 Lap Times



Cls	Nº	Driver	Nat	Competitor	Nat	Rookie	Cls	Best 1		Best 2		Best 3		Best 4		Best 5	
								Time	Lap	Time	Lap	Time	Lap	Time	Lap	Time	Lap
1	2	Logan Sargeant	USA	R-ACE GP	FRA	R	1	1:42.094	6	1:42.285	4	1:42.791	3	1:47.487	2	1:53.385	5
2	61	Lorenzo Colombo	ITA	JD MOTORSPORT	ITA	R	2	1:42.372	5	1:42.379	7	1:42.891	4	1:44.530	6	1:46.643	3
3	62	Thomas Maxwell	AUS	JD MOTORSPORT	ITA			1:42.525	6	1:42.760	5	1:43.010	4	1:43.116	7	1:49.434	2
4	21	Neil Verhagen	USA	TECH 1 RACING	FRA			1:42.546	6	1:42.562	5	1:42.783	4	1:42.899	3	1:55.717	2
5	16	Yifei Ye	CHN	JOSEF KAUFMANN RACING	GER			1:42.646	7	1:42.784	5	1:42.811	6	1:43.224	4	1:43.658	3
6	41	Oscar Piastrì	AUS	ARDEN	GBR	R	3	1:42.673	5	1:42.709	7	1:42.906	4	1:43.452	3	1:48.219	6
7	24	Frank Bird	GBR	TECH 1 RACING	FRA			1:42.858	5	1:42.877	4	1:43.403	3	1:57.758	6	1:58.516	2
8	84	Vladimir Tziortzis	RUS	FORTEC MOTORSPORTS	GBR	R	4	1:42.868	4	1:43.292	3	1:43.393	6	1:43.717	5	1:54.808	2
9	85	Raúl Guzman	MEX	FORTEC MOTORSPORTS	GBR			1:43.158	6	1:43.175	4	1:43.273	5	1:43.761	3	1:56.053	2
10	63	Najiy Razak	MAS	JD MOTORSPORT	ITA			1:43.327	7	1:43.357	6	1:43.536	5	1:44.089	4	1:45.894	3
11	43	Sami Taoufik	MAR	ARDEN	GBR	R	5	1:43.346	6	1:43.415	7	1:43.621	4	1:44.226	5	1:44.435	3
12	42	Nikita Volegov	RUS	ARDEN	GBR	R	6	1:43.384	7	1:43.449	5	1:43.579	4	1:48.687	3	1:58.275	6





Circuit de Barcelona
 Formula Renault Eurocup
 Qualifying - 2 Group B
 Best 5 Top Speeds



Cls	Nº	Driver	Nat	Competitor	Nat	Rookie	Cls	Top 1		Top 2		Top 3		Top 4		Top 5		Avg
								Km/h	Lap	Km/h	Lap	Km/h	Lap	Km/h	Lap	Km/h	Lap	
1	16	Yifei Ye	CHN	JOSEF KAUFMANN RACING	GER			237.8	7	237.3	8	236.8	5	236.3	6	235.8	4	236.8
2	62	Thomas Maxwell	AUS	JD MOTORSPORT	ITA			237.8	7	236.8	3	236.8	5	236.3	4	236.3	6	236.8
3	63	Najiy Razak	MAS	JD MOTORSPORT	ITA			237.8	5	237.8	6	237.8	7	237.3	8	236.8	4	237.5
4	41	Oscar Piastrì	AUS	ARDEN	GBR	R	1	237.3	5	235.8	6	235.8	7	234.7	3	234.7	4	235.7
5	61	Lorenzo Colombo	ITA	JD MOTORSPORT	ITA	R	2	237.3	6	236.8	5	235.8	4	235.8	7	233.7	3	235.9
6	2	Logan Sargeant	USA	R-ACE GP	FRA	R	3	236.8	5	236.8	6	236.3	4	235.2	3	229.7	2	235.0
7	42	Nikita Volegov	RUS	ARDEN	GBR	R	4	236.8	6	235.2	4	235.2	5	234.7	7	234.2	3	235.2
8	43	Sami Taoufik	MAR	ARDEN	GBR	R	5	236.3	5	235.2	4	235.2	6	235.2	7	234.7	3	235.3
9	84	Vladimir Tziortzis	RUS	FORTEC MOTORSPORTS	GBR	R	6	234.7	6	234.2	4	234.2	5	232.7	3	225.0	7	232.2
10	21	Neil Verhagen	USA	TECH 1 RACING	FRA			234.2	6	234.2	7	232.7	4	232.2	5	231.7	3	233.0
11	85	Raúl Guzman	MEX	FORTEC MOTORSPORTS	GBR			233.2	6	232.7	5	231.7	4	231.2	3	227.3	2	231.2
12	24	Frank Bird	GBR	TECH 1 RACING	FRA			231.7	4	231.7	5	231.7	6	230.2	3	213.4	2	227.7





Circuit de Barcelona
 Formula Renault Eurocup
 Qualifying - 2 Group B
 Fastest Laps Sequence

**FORMULA
 RENAULT**
 EURO CUP

Lap	Time of Day	Session Time	Nº	Driver	Nat	Competitor	Nat	Rookie	Time	Km/h
2	11:06:47.779	6:47.779	16	Yifei Ye	CHN	JOSEF KAUFMANN RACING	GER		4:34.455	61.0
2	11:06:57.401	6:57.401	43	Sami Taoufik	MAR	ARDEN	GBR	R	1:46.417	157.4
3	11:08:31.437	8:31.437	16	Yifei Ye	CHN	JOSEF KAUFMANN RACING	GER		1:43.658	161.6
3	11:09:28.553	9:28.553	41	Oscar Piastri	AUS	ARDEN	GBR	R	1:43.452	161.9
4	11:10:14.661	10:14.661	16	Yifei Ye	CHN	JOSEF KAUFMANN RACING	GER		1:43.224	162.3
3	11:10:22.779	10:22.779	2	Logan Sargeant	USA	R-ACE GP	FRA	R	1:42.791	163.0
5	11:11:57.445	11:57.445	16	Yifei Ye	CHN	JOSEF KAUFMANN RACING	GER		1:42.784	163.0
4	11:12:05.064	12:05.064	2	Logan Sargeant	USA	R-ACE GP	FRA	R	1:42.285	163.8
6	11:15:40.543	15:40.543	2	Logan Sargeant	USA	R-ACE GP	FRA	R	1:42.094	164.1



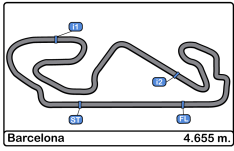


Circuit de Barcelona
Formula Renault Eurocup
Qualifying - 2 Group B
Event Best Maximum Speed

**FORMULA
RENAULT**
EUROCUP

Nº	Driver	Nat	Competitor	Nat	Rookie	Km/h	Session
41	Oscar Piastrì	AUS	ARDEN	GBR	R	248.8	Race - 1
16	Yifei Ye	CHN	JOSEF KAUFMANN RACING	GER		247.1	Race - 1
63	Najiy Razak	MAS	JD MOTORSPORT	ITA		244.3	Collective test 2
33	Freek Schothorst	NED	MP MOTORSPORT	NED	R	243.7	Race - 1
11	Clément Novalak	GBR	JOSEF KAUFMANN RACING	GER	R	243.7	Race - 1
1	Max Fewtrell	GBR	R-ACE GP	FRA		243.7	Race - 1
23	Thomas Neubauer	FRA	TECH 1 RACING	FRA		243.2	Race - 1
85	Raúl Guzman	MEX	FORTEC MOTORSPORTS	GBR		243.2	Race - 1
62	Thomas Maxwell	AUS	JD MOTORSPORT	ITA		242.6	Collective test 2
24	Frank Bird	GBR	TECH 1 RACING	FRA		242.6	Race - 1
3	Charles Milesi	FRA	R-ACE GP	FRA	R	242.6	Race - 1
61	Lorenzo Colombo	ITA	JD MOTORSPORT	ITA	R	242.1	Race - 1
32	Alex Peroni	AUS	MP MOTORSPORT	NED		242.1	Race - 1
42	Nikita Volegov	RUS	ARDEN	GBR	R	241.6	Collective test 1
84	Vladimir Tziortzis	RUS	FORTEC MOTORSPORTS	GBR	R	241.6	Race - 1
22	Alexander Smolyar	RUS	TECH 1 RACING	FRA	R	241.0	Collective test 1
43	Sami Taoufik	MAR	ARDEN	GBR	R	241.0	Collective test 2
21	Neil Verhagen	USA	TECH 1 RACING	FRA		241.0	Race - 1
2	Logan Sargeant	USA	R-ACE GP	FRA	R	241.0	Race - 1
4	Victor Martins	FRA	R-ACE GP	FRA	R	240.5	Collective test 2
31	Christian Lundgaard	DEN	MP MOTORSPORT	NED	R	240.5	Collective test 2
54	Christian Munoz	COL	AVF BY ADRIAN VALLES	ESP	R	238.9	Race - 1
51	Axel Matus	MEX	AVF BY ADRIAN VALLES	ESP		238.4	Collective test 1
53	Eliseo Martinez	ESP	AVF BY ADRIAN VALLES	ESP	R	238.4	Race - 1





Circuit de Barcelona
Formula Renault Eurocup
Qualifying - 2 Group B
Pit Stop Analysis



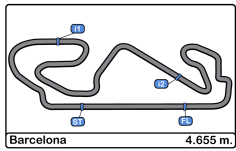
16

Yifei Ye

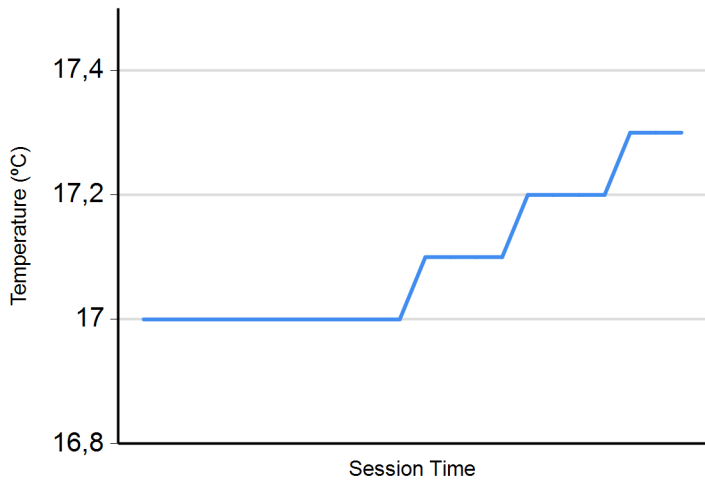
JOSEF KAUFMANN RACING

Nr.	In Day Time	In Time	Out Time	Pit Time	T. Pit Time	Handicap	Penalty
1	11:02:10.840	11:02:10.840	11:04:59.522	2:48.682	2:48.682		

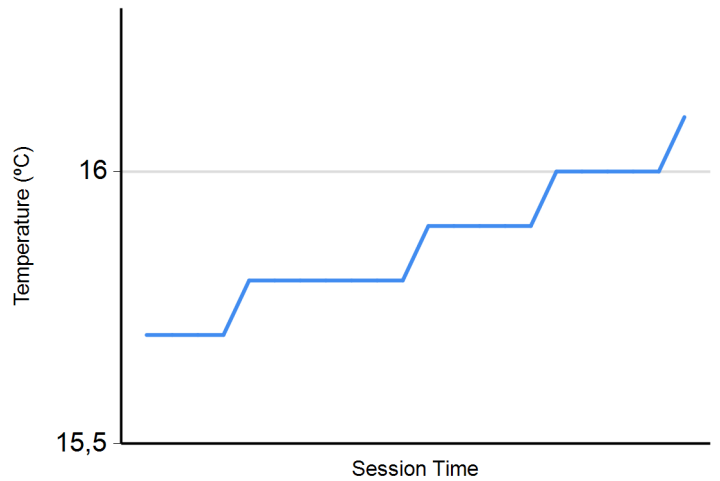




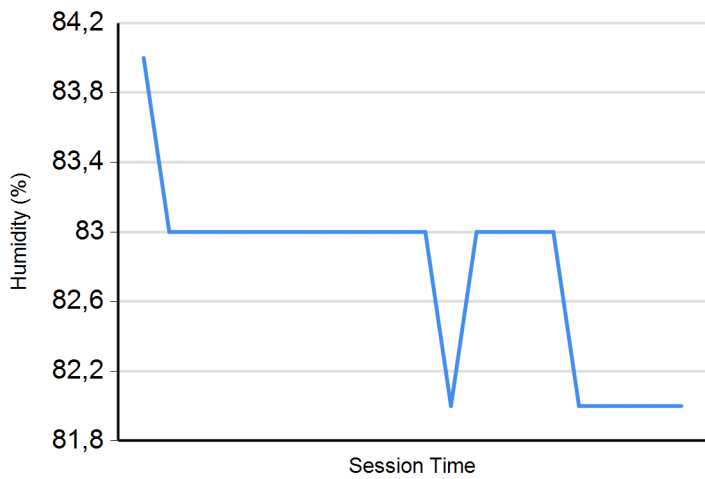
Air Temperature



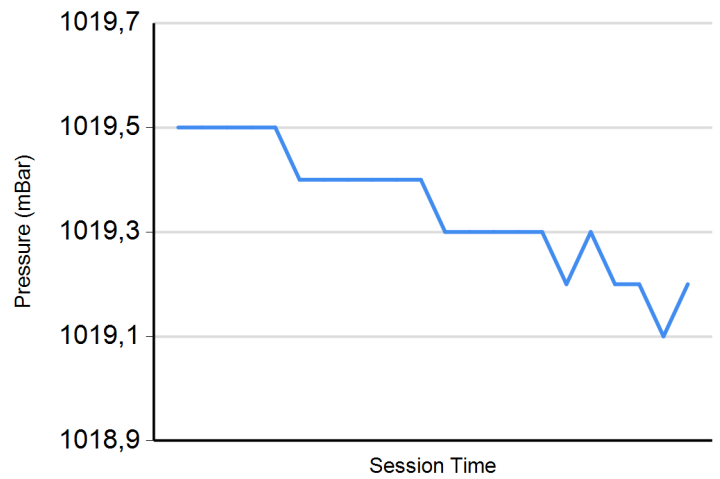
Track Temperature



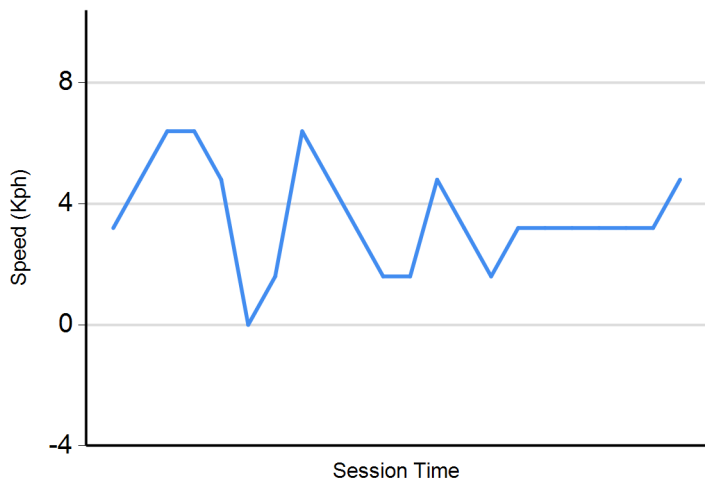
Humidity



Pressure



Wind Speed



Wind direction

North = 0°/360° Est = 90° South = 180° West = 270°

