



Circuit de Barcelona
 Formula Renault Eurocup
 Qualifying - 1 Group B
 Provisional Results


**FORMULA
 RENAULT**
 EURO CUP

Cls	Nº	Driver	Nat	Competitor	Nat	Rookie	Cls	Laps	Best	Time	Gap	Interval	Km/h
1	2	Logan Sargeant	USA	R-ACE GP	FRA	R	1	8	8	1:55.736			144.7
2	61	Lorenzo Colombo	ITA	JD MOTORSPORT	ITA	R	2	8	8	1:56.111	0.375	0.375	144.3
3	62	Thomas Maxwell	AUS	JD MOTORSPORT	ITA			8	8	1:56.433	0.697	0.322	143.9
4	41	Oscar Piastri	AUS	ARDEN	GBR	R	3	7	7	1:56.550	0.814	0.117	143.7
5	24	Frank Bird	GBR	TECH 1 RACING	FRA			8	7	1:56.571	0.835	0.021	143.7
6	21	Neil Verhagen	USA	TECH 1 RACING	FRA			8	8	1:56.855	1.119	0.284	143.4
7	16	Yifei Ye	CHN	JOSEF KAUFMANN RACING	GER			8	8	1:56.931	1.195	0.076	143.3
8	85	Raúl Guzman	MEX	FORTEC MOTORSPORTS	GBR			8	7	1:56.987	1.251	0.056	143.2
9	42	Nikita Volegov	RUS	ARDEN	GBR	R	4	8	8	1:57.462	1.726	0.475	142.6
10	63	Najiy Razak	MAS	JD MOTORSPORT	ITA			8	7	1:57.838	2.102	0.376	142.2
11	84	Vladimir Tziortzis	RUS	FORTEC MOTORSPORTS	GBR	R	5	8	8	1:58.067	2.331	0.229	141.9
12	43	Sami Taoufik	MAR	ARDEN	GBR	R	6	4	3	2:00.008	4.272	1.941	139.6

CAR 43 BEST LAP TIME REMOVED 1:59.474 - CAUSED RED FLAG

Published at:.....

Track Temp: 15.4 °C Air Temp: 17.8 °C Humidity: 82 % Track Status: WET

Stewards:	Race Director:	Timekeeper: 
-----------	----------------	---





Circuit de Barcelona
 Formula Renault Eurocup
 Qualifying - 1 Group B
 Provisional Results by Class

**FORMULA
 RENAULT**
 EURO CUP

Cls	Nº	Driver	Nat	Competitor	Nat	Rookie	Laps	Best	Time	Gap	Interval	Km/h
1	62	Thomas Maxwell	AUS	JD MOTORSPORT	ITA		8	8	1:56.433			143.9
2	24	Frank Bird	GBR	TECH 1 RACING	FRA		8	7	1:56.571	0.138	0.138	143.7
3	21	Neil Verhagen	USA	TECH 1 RACING	FRA		8	8	1:56.855	0.422	0.284	143.4
4	16	Yifei Ye	CHN	JOSEF KAUFMANN RACING	GER		8	8	1:56.931	0.498	0.076	143.3
5	85	Raúl Guzman	MEX	FORTEC MOTORSPORTS	GBR		8	7	1:56.987	0.554	0.056	143.2
6	63	Najiy Razak	MAS	JD MOTORSPORT	ITA		8	7	1:57.838	1.405	0.851	142.2
Rookie												
1	2	Logan Sargeant	USA	R-ACE GP	FRA	R	8	8	1:55.736			144.7
2	61	Lorenzo Colombo	ITA	JD MOTORSPORT	ITA	R	8	8	1:56.111	0.375	0.375	144.3
3	41	Oscar Piastrì	AUS	ARDEN	GBR	R	7	7	1:56.550	0.814	0.439	143.7
4	42	Nikita Volegov	RUS	ARDEN	GBR	R	8	8	1:57.462	1.726	0.912	142.6
5	84	Vladimir Tziortzis	RUS	FORTEC MOTORSPORTS	GBR	R	8	8	1:58.067	2.331	0.605	141.9
6	43	Sami Taoufik	MAR	ARDEN	GBR	R	4	3	2:00.008	4.272	1.941	139.6

Published at:.....

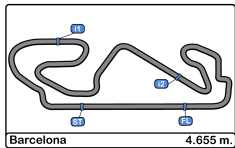
Track Temp: 15.4 °C Air Temp: 17.8 °C Humidity: 82 % Track WET

Stewards:

Race Director:

Timekeeper:





Circuit de Barcelona
Formula Renault Eurocup
Qualifying - 1 Group B
Lap Analysis



2 Logan Sargeant
R R-ACE GP

Lap D	Time	Sector 1	Sector 2	Sector 3	T. Spd	Elapsed
1	9:22:13.883	9:20:46.567	47.708	39.608	151.4	9:22:13.883
2	1:58.484	34.148	45.476	38.860	225.9	9:24:12.367
3	1:56.975	33.351	44.957	38.667	229.7	9:26:09.342
4	1:56.510	33.117	44.778	38.615	230.2	9:28:05.852
5	2:11.717 P	33.018	49.828	48.871	231.7	9:30:17.569
6	4:51.096	3:25.449	45.919	39.728	154.0	9:35:08.665
7	1:56.198	33.001	44.713	38.484	229.2	9:37:04.863
8	1:55.736	32.839	44.515	38.382	231.2	9:39:00.599
9		35.262	49.940		232.7	

16 Yifei Ye
JOSEF KAUFMANN RACING

Lap D	Time	Sector 1	Sector 2	Sector 3	T. Spd	Elapsed
1	9:22:16.068	9:20:48.095	48.009	39.964	167.1	9:22:16.068
2	2:00.107	34.295	46.426	39.386	208.0	9:24:16.175
3	1:58.076	33.524	45.599	38.953	228.8	9:26:14.251
4	1:57.757	33.440	45.493	38.824	229.7	9:28:12.008
5	2:11.585 P	33.399	49.593	48.593	229.7	9:30:23.593
6	4:49.619	3:20.618	46.910	42.091	171.9	9:35:13.212
7	1:58.378	33.161	45.835	39.382	231.2	9:37:11.590
8	1:56.931	32.960	45.258	38.713	232.7	9:39:08.521
9		34.889	49.620		192.5	

21 Neil Verhagen
TECH 1 RACING

Lap D	Time	Sector 1	Sector 2	Sector 3	T. Spd	Elapsed
1	9:22:41.029	9:21:00.601	49.955	50.473	154.9	9:22:41.029
2	1:59.439	34.223	45.933	39.283	225.0	9:24:40.468
3	1:57.949	33.519	45.283	39.147	228.8	9:26:38.417
4	1:58.022	33.092	45.425	39.505	229.7	9:28:36.439
5	2:17.212 P	35.210	51.714	50.288	194.5	9:30:53.651
6	4:51.248	3:26.667	45.427	39.154	176.7	9:35:44.899
7	1:57.150	32.998	45.196	38.956	232.7	9:37:42.049
8	1:56.855	32.990	45.024	38.841	232.2	9:39:38.904
9		34.181	48.299		232.2	

24 Frank Bird
TECH 1 RACING

Lap D	Time	Sector 1	Sector 2	Sector 3	T. Spd	Elapsed
1	9:22:43.564	9:21:03.160	48.347	52.057	140.2	9:22:43.564
2	1:59.948	34.160	45.872	39.916	226.4	9:24:43.512
3	1:57.750	33.224	45.845	38.681	229.2	9:26:41.262
4	1:58.011	33.195	45.417	39.399	230.7	9:28:39.273
5	2:15.891 P	38.142	48.624	49.125	159.5	9:30:55.164
6	4:46.193	3:21.698	45.060	39.435	176.7	9:35:41.357
7	1:56.571	33.039	44.889	38.643	229.7	9:37:37.928
8	1:57.478	33.003	44.970	39.505	231.2	9:39:35.406
9		34.779	48.350		223.1	

41 Oscar Piastri
R ARDEN

Lap D	Time	Sector 1	Sector 2	Sector 3	T. Spd	Elapsed
1	9:23:29.768	9:22:00.701	48.695	40.372	167.1	9:23:29.768
2	2:03.436	33.910	45.879	43.647	228.8	9:25:33.204
3	1:57.849	33.403	45.511	38.935	230.7	9:27:31.053
4	2:08.601 P	33.002	45.814	49.785	230.7	9:29:39.654
5	6:19.877	4:50.417	46.689	42.771	152.5	9:35:59.531
6	1:57.035	33.650	44.923	38.462	232.7	9:37:56.566
7	1:56.550	32.937	44.844	38.769	233.2	9:39:53.116
8		38.226	49.647		166.6	

42 Nikita Volegov
R ARDEN

Lap D	Time	Sector 1	Sector 2	Sector 3	T. Spd	Elapsed
1	9:22:25.293	9:20:52.114	48.321	44.858	156.0	9:22:25.293
2	2:00.316	34.260	46.123	39.933	228.3	9:24:25.609
3	1:59.033	33.672	46.140	39.221	229.7	9:26:24.642
4	1:58.090	33.426	45.556	39.108	232.2	9:28:22.732
5	2:25.215 P	38.815	55.037	51.363	232.7	9:30:47.947
6	4:59.937	3:34.357	46.446	39.134	50.6	9:35:47.884
7	1:57.748	33.218	45.440	39.090	233.2	9:37:45.632
8	1:57.462	33.139	45.408	38.915	231.7	9:39:43.094
9		34.374	48.899		219.5	

43 Sami Taoufik
R ARDEN

Lap D	Time	Sector 1	Sector 2	Sector 3	T. Spd	Elapsed
1	9:22:27.125	9:20:54.801	48.216	44.108	158.5	9:22:27.125
2	1:59.474	33.951	46.066	39.457	229.7	9:24:26.599
3	2:00.008	33.443	45.796	40.769	232.2	9:26:26.607
4	4:54.302 P	32.994	45.152	3:36.156	232.7	9:31:20.909

61 Lorenzo Colombo
R JD MOTORSPORT

Lap D	Time	Sector 1	Sector 2	Sector 3	T. Spd	Elapsed
1	9:22:44.523	9:21:14.887	48.858	40.778	135.3	9:22:44.523
2	2:03.950	34.236	46.079	43.635	227.3	9:24:48.473
3	1:57.894	33.421	45.365	39.108	230.2	9:26:46.367
4	2:02.436	33.033	45.148	44.255	231.7	9:28:48.803
5	2:17.315 P	43.002	45.900	48.413	137.7	9:31:06.118
6	4:19.285	2:55.897	44.806	38.582	51.2	9:35:25.403
7	1:56.746	33.263	44.684	38.799	232.2	9:37:22.149
8	1:56.111	32.819	44.739	38.553	232.2	9:39:18.260
9		36.950	46.378		233.7	

62 Thomas Maxwell
R JD MOTORSPORT

Lap D	Time	Sector 1	Sector 2	Sector 3	T. Spd	Elapsed
1	9:22:19.191	9:20:48.699	48.280	42.212	157.2	9:22:19.191
2	1:59.190	33.977	45.693	39.520	228.3	9:24:18.381
3	1:58.356	33.395	45.493	39.468	229.7	9:26:16.737
4	1:57.047	33.111	45.154	38.782	231.7	9:28:13.784
5	2:17.056 P	33.416	53.866	49.774	231.7	9:30:30.840
6	4:39.501	3:13.536	45.706	40.259	170.0	9:35:10.341
7	1:56.570	32.988	44.896	38.686	231.7	9:37:06.911
8	1:56.433	32.883	44.797	38.753	233.7	9:39:03.344
9		32.915	47.409		233.2	





Circuit de Barcelona
 Formula Renault Eurocup
 Qualifying - 1 Group B
 Lap Analysis



63

Najjy Razak

JD MOTORSPORT

Lap	D	Time	Sector 1	Sector 2	Sector 3	T. Spd	Elapsed
1		9:22:46.544	9:21:15.628	49.424	41.492	143.8	9:22:46.544
2		2:03.220	34.473	47.565	41.182	227.3	9:24:49.764
3		2:01.366	33.950	46.303	41.113	232.7	9:26:51.130
4		2:00.540	33.422	45.752	41.366	232.2	9:28:51.670
5		2:15.878 P	41.207	46.429	48.242	130.5	9:31:07.548
6		4:07.013	2:38.329	46.277	42.407	173.9	9:35:14.561
7		1:57.838	33.144	45.623	39.071	233.7	9:37:12.399
8		1:58.217	33.077	45.754	39.386	234.7	9:39:10.616
9			34.997	49.277		233.7	

84

Vladimir Tziortzis

R

FORTEC MOTORSPORTS

Lap	D	Time	Sector 1	Sector 2	Sector 3	T. Spd	Elapsed
1		9:22:56.372	9:21:06.479	57.041	52.852	140.8	9:22:56.372
2		2:01.094	34.103	46.251	40.740	226.4	9:24:57.466
3		1:58.781	33.604	45.637	39.540	229.2	9:26:56.247
4		2:00.252	33.522	45.497	41.233	229.7	9:28:56.499
5		2:30.409 P	48.183	52.498	49.728	119.8	9:31:26.908
6		4:05.557	2:38.976	46.405	40.176	52.2	9:35:32.465
7		1:58.080	33.277	45.648	39.155	231.2	9:37:30.545
8		1:58.067	33.337	45.463	39.267	231.2	9:39:28.612
9			33.943	46.517		232.7	

85

Raúl Guzman

FORTEC MOTORSPORTS

Lap	D	Time	Sector 1	Sector 2	Sector 3	T. Spd	Elapsed
1		9:22:33.262	9:20:59.348	48.848	45.066	166.6	9:22:33.262
2		1:59.603	34.011	46.239	39.353	227.8	9:24:32.865
3		1:57.464	33.259	45.488	38.717	229.7	9:26:30.329
4		1:57.098	33.197	45.239	38.662	231.7	9:28:27.427
5		2:22.755 P	37.940	54.098	50.717	232.7	9:30:50.182
6		4:38.454	3:13.402	45.881	39.171	51.0	9:35:28.636
7		1:56.987	32.999	45.108	38.880	231.7	9:37:25.623
8		1:57.156	33.530	44.991	38.635	233.2	9:39:22.779
9			34.561	48.485		232.7	





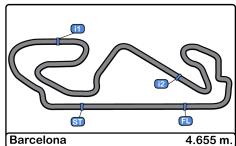
Circuit de Barcelona
Formula Renault Eurocup
Qualifying - 1 Group B
Best Sectors Results



EUROCUP

Sector - 1				Sector - 2				Sector - 3				Ideal Lap vs Best Lap			
Clas	Nº	Driver	Time	Nº	Driver	Time	Nº	Driver	Time	Clas	Nº	Driver	Ideal Lap	Best Lap	Clas
1	61	Lorenzo Colombo	32.819	2	Logan Sargeant	44.515	2	Logan Sargeant	38.382	1	2	Logan Sargeant	1:55.736	1:55.736	1
2	2	Logan Sargeant	32.839	61	Lorenzo Colombo	44.684	41	Oscar Piastri	38.462	2	61	Lorenzo Colombo	1:56.056	1:56.111	2
3	62	Thomas Maxwell	32.883	62	Thomas Maxwell	44.797	61	Lorenzo Colombo	38.553	3	41	Oscar Piastri	1:56.243	1:56.550	4
4	41	Oscar Piastri	32.937	41	Oscar Piastri	44.844	85	Raúl Guzman	38.635	4	62	Thomas Maxwell	1:56.366	1:56.433	3
5	16	Yifei Ye	32.960	24	Frank Bird	44.889	24	Frank Bird	38.643	5	24	Frank Bird	1:56.535	1:56.571	5
6	21	Neil Verhagen	32.990	85	Raúl Guzman	44.991	62	Thomas Maxwell	38.686	6	85	Raúl Guzman	1:56.625	1:56.987	8
7	43	Sami Taoufik	32.994	21	Neil Verhagen	45.024	16	Yifei Ye	38.713	7	21	Neil Verhagen	1:56.855	1:56.855	6
8	85	Raúl Guzman	32.999	43	Sami Taoufik	45.152	21	Neil Verhagen	38.841	8	16	Yifei Ye	1:56.931	1:56.931	7
9	24	Frank Bird	33.003	16	Yifei Ye	45.258	42	Nikita Volegov	38.915	9	42	Nikita Volegov	1:57.462	1:57.462	9
10	63	Najiy Razak	33.077	42	Nikita Volegov	45.408	63	Najiy Razak	39.071	10	43	Sami Taoufik	1:57.603	2:00.008	12
11	42	Nikita Volegov	33.139	84	Vladimir Tziortzis	45.463	84	Vladimir Tziortzis	39.155	11	63	Najiy Razak	1:57.771	1:57.838	10
12	84	Vladimir Tziortzis	33.277	63	Najiy Razak	45.623	43	Sami Taoufik	39.457	12	84	Vladimir Tziortzis	1:57.895	1:58.067	11





Circuit de Barcelona
 Formula Renault Eurocup
 Qualifying - 1 Group B
 Best 5 Lap Times



Cls	Nº	Driver	Nat	Competitor	Nat	Rookie	Cls	Best 1		Best 2		Best 3		Best 4		Best 5	
								Time	Lap	Time	Lap	Time	Lap	Time	Lap	Time	Lap
1	2	Logan Sargeant	USA	R-ACE GP	FRA	R	1	1:55.736	8	1:56.198	7	1:56.510	4	1:56.975	3	1:58.484	2
2	61	Lorenzo Colombo	ITA	JD MOTORSPORT	ITA	R	2	1:56.111	8	1:56.746	7	1:57.894	3	2:03.950	2	4:19.285	6
3	62	Thomas Maxwell	AUS	JD MOTORSPORT	ITA			1:56.433	8	1:56.570	7	1:57.047	4	1:58.356	3	1:59.190	2
4	41	Oscar Piastrì	AUS	ARDEN	GBR	R	3	1:56.550	7	1:57.035	6	1:57.849	3	2:03.436	2	6:19.877	5
5	24	Frank Bird	GBR	TECH 1 RACING	FRA			1:56.571	7	1:57.478	8	1:57.750	3	1:59.948	2	4:46.193	6
6	21	Neil Verhagen	USA	TECH 1 RACING	FRA			1:56.855	8	1:57.150	7	1:57.949	3	1:59.439	2	4:51.248	6
7	16	Yifei Ye	CHN	JOSEF KAUFMANN RACING	GER			1:56.931	8	1:57.757	4	1:58.076	3	1:58.378	7	2:00.107	2
8	85	Raúl Guzman	MEX	FORTEC MOTORSPORTS	GBR			1:56.987	7	1:57.156	8	1:57.464	3	1:59.603	2	4:38.454	6
9	42	Nikita Volegov	RUS	ARDEN	GBR	R	4	1:57.462	8	1:57.748	7	1:58.090	4	1:59.033	3	2:00.316	2
10	63	Najiy Razak	MAS	JD MOTORSPORT	ITA			1:57.838	7	1:58.217	8	2:01.366	3	2:03.220	2	4:07.013	6
11	84	Vladimir Tziortzis	RUS	FORTEC MOTORSPORTS	GBR	R	5	1:58.067	8	1:58.080	7	1:58.781	3	2:01.094	2	4:05.557	6
12	43	Sami Taoufik	MAR	ARDEN	GBR	R	6	2:00.008	3								





Circuit de Barcelona
 Formula Renault Eurocup
 Qualifying - 1 Group B
 Best 5 Top Speeds



Cls	Nº	Driver	Nat	Competitor	Nat	Rookie	Cls	Top 1		Top 2		Top 3		Top 4		Top 5		Avg
								Km/h	Lap	Km/h	Lap	Km/h	Lap	Km/h	Lap	Km/h	Lap	
1	63	Najiy Razak	MAS	JD MOTORSPORT	ITA			234.7	8	233.7	7	233.7	9	232.7	3	232.2	4	233.4
2	61	Lorenzo Colombo	ITA	JD MOTORSPORT	ITA	R	1	233.7	9	232.2	7	232.2	8	231.7	4	230.2	3	232.0
3	62	Thomas Maxwell	AUS	JD MOTORSPORT	ITA			233.7	8	233.2	9	231.7	4	231.7	5	231.7	7	232.4
4	41	Oscar Piastrì	AUS	ARDEN	GBR	R	2	233.2	7	232.7	6	230.7	3	230.7	4	228.8	2	231.2
5	42	Nikita Volegov	RUS	ARDEN	GBR	R	3	233.2	7	232.7	5	232.2	4	231.7	8	229.7	3	231.9
6	85	Raúl Guzman	MEX	FORTEC MOTORSPORTS	GBR			233.2	8	232.7	5	232.7	9	231.7	4	231.7	7	232.4
7	2	Logan Sargeant	USA	R-ACE GP	FRA	R	4	232.7	9	231.7	5	231.2	8	230.2	4	229.7	3	231.1
8	16	Yifei Ye	CHN	JOSEF KAUFMANN RACING	GER			232.7	8	231.2	7	229.7	4	229.7	5	228.8	3	230.4
9	21	Neil Verhagen	USA	TECH 1 RACING	FRA			232.7	7	232.2	8	232.2	9	229.7	4	228.8	3	231.1
10	43	Sami Taoufik	MAR	ARDEN	GBR	R	5	232.7	4	232.2	3	229.7	2	158.5	1			213.3
11	84	Vladimir Tziortzis	RUS	FORTEC MOTORSPORTS	GBR	R	6	232.7	9	231.2	7	231.2	8	229.7	4	229.2	3	230.8
12	24	Frank Bird	GBR	TECH 1 RACING	FRA			231.2	8	230.7	4	229.7	7	229.2	3	226.4	2	229.5





Circuit de Barcelona
Formula Renault Eurocup
Qualifying - 1 Group B
Fastest Laps Sequence



Lap	Time of Day	Session Time	Nº	Driver	Nat	Competitor	Nat	Rookie	Time	Km/h
2	9:24:12.367	4:12.367	2	Logan Sargeant	USA	R-ACE GP	FRA	R	1:58.484	141.4
3	9:26:09.342	6:09.342	2	Logan Sargeant	USA	R-ACE GP	FRA	R	1:56.975	143.2
4	9:28:05.852	8:05.852	2	Logan Sargeant	USA	R-ACE GP	FRA	R	1:56.510	143.8
7	9:37:04.863	17:04.863	2	Logan Sargeant	USA	R-ACE GP	FRA	R	1:56.198	144.2
8	9:39:00.599	19:00.599	2	Logan Sargeant	USA	R-ACE GP	FRA	R	1:55.736	144.7





Circuit de Barcelona
Formula Renault Eurocup
Qualifying - 1 Group B
Event Best Maximum Speed

**FORMULA
RENAULT**
EUROCUP

Nº	Driver	Nat	Competitor	Nat	Rookie	Km/h	Session
63	Najiy Razak	MAS	JD MOTORSPORT	ITA		244.3	Collective test 2
16	Yifei Ye	CHN	JOSEF KAUFMANN RACING	GER		243.2	Collective test 2
62	Thomas Maxwell	AUS	JD MOTORSPORT	ITA		242.6	Collective test 2
1	Max Fewtrell	GBR	R-ACE GP	FRA		242.1	Collective test 2
42	Nikita Volegov	RUS	ARDEN	GBR	R	241.6	Collective test 1
41	Oscar Piastrri	AUS	ARDEN	GBR	R	241.6	Collective test 1
32	Alex Peroni	AUS	MP MOTORSPORT	NED		241.6	Collective test 2
61	Lorenzo Colombo	ITA	JD MOTORSPORT	ITA	R	241.6	Collective test 2
11	Clément Novalak	GBR	JOSEF KAUFMANN RACING	GER	R	241.6	Collective test 2
22	Alexander Smolyar	RUS	TECH 1 RACING	FRA	R	241.0	Collective test 1
43	Sami Taoufik	MAR	ARDEN	GBR	R	241.0	Collective test 2
4	Victor Martins	FRA	R-ACE GP	FRA	R	240.5	Collective test 2
31	Christian Lundgaard	DEN	MP MOTORSPORT	NED	R	240.5	Collective test 2
21	Neil Verhagen	USA	TECH 1 RACING	FRA		240.0	Collective test 1
23	Thomas Neubauer	FRA	TECH 1 RACING	FRA		239.4	Collective test 2
24	Frank Bird	GBR	TECH 1 RACING	FRA		239.4	Collective test 2
2	Logan Sargeant	USA	R-ACE GP	FRA	R	238.9	Collective test 1
85	Raúl Guzman	MEX	FORTEC MOTORSPORTS	GBR		238.9	Collective test 2
33	Freek Schothorst	NED	MP MOTORSPORT	NED	R	238.4	Collective test 1
3	Charles Milesi	FRA	R-ACE GP	FRA	R	238.4	Collective test 1
51	Axel Matus	MEX	AVF BY ADRIAN VALLES	ESP		238.4	Collective test 1
84	Vladimir Tziortzis	RUS	FORTEC MOTORSPORTS	GBR	R	238.4	Collective test 2
53	Eliseo Martinez	ESP	AVF BY ADRIAN VALLES	ESP	R	237.8	Collective test 1
54	Christian Munoz	COL	AVF BY ADRIAN VALLES	ESP	R	237.8	Collective test 1





Circuit de Barcelona
Formula Renault Eurocup
Qualifying - 1 Group B
Pit Stop Analysis



2 Logan Sargeant R R-ACE GP

Nr.	In Day Time	In Time	Out Time	Pit Time	T. Pit Time	Handicap	Penalty
1	9:30:15.072	9:30:15.072	9:33:06.316	2:51.244	2:51.244		

16 Yifei Ye JOSEF KAUFMANN RACING

Nr.	In Day Time	In Time	Out Time	Pit Time	T. Pit Time	Handicap	Penalty
1	9:30:20.889	9:30:20.889	9:33:09.608	2:48.719	2:48.719		

21 Neil Verhagen TECH 1 RACING

Nr.	In Day Time	In Time	Out Time	Pit Time	T. Pit Time	Handicap	Penalty
1	9:30:51.191	9:30:51.191	9:33:47.050	2:55.859	2:55.859		

24 Frank Bird TECH 1 RACING

Nr.	In Day Time	In Time	Out Time	Pit Time	T. Pit Time	Handicap	Penalty
1	9:30:52.353	9:30:52.353	9:33:44.368	2:52.015	2:52.015		

41 Oscar Piastrì R ARDEN

Nr.	In Day Time	In Time	Out Time	Pit Time	T. Pit Time	Handicap	Penalty
1	9:29:37.226	9:29:37.226	9:33:52.756	4:15.530	4:15.530		

42 Nikita Volegov R ARDEN

Nr.	In Day Time	In Time	Out Time	Pit Time	T. Pit Time	Handicap	Penalty
1	9:30:45.308	9:30:45.308	9:33:14.173	2:28.865	2:28.865		

61 Lorenzo Colombo R JD MOTORSPORT

Nr.	In Day Time	In Time	Out Time	Pit Time	T. Pit Time	Handicap	Penalty
1	9:31:03.216	9:31:03.216	9:33:16.684	2:13.468	2:13.468		

62 Thomas Maxwell JD MOTORSPORT

Nr.	In Day Time	In Time	Out Time	Pit Time	T. Pit Time	Handicap	Penalty
1	9:30:28.417	9:30:28.417	9:33:11.306	2:42.889	2:42.889		

63 Najiy Razak JD MOTORSPORT

Nr.	In Day Time	In Time	Out Time	Pit Time	T. Pit Time	Handicap	Penalty
1	9:31:04.628	9:31:04.628	9:33:12.500	2:07.872	2:07.872		

84 Vladimir Tziortzis R FORTEC MOTORSPORTS

Nr.	In Day Time	In Time	Out Time	Pit Time	T. Pit Time	Handicap	Penalty
1	9:31:24.481	9:31:24.481	9:33:19.979	1:55.498	1:55.498		

85 Raúl Guzman FORTEC MOTORSPORTS

Nr.	In Day Time	In Time	Out Time	Pit Time	T. Pit Time	Handicap	Penalty
1	9:30:47.729	9:30:47.729	9:33:18.733	2:31.004	2:31.004		



