

Circuit de Barcelona
 Formula Renault Eurocup
 Qualifying - 1 Group A
 Provisional Results

**FORMULA
 RENAULT**
 EURO CUP

| Cls | Nº | Driver | Nat | Competitor | Nat | Rookie | Cls | Laps | Best | Time | Gap | Interval | Km/h |
|-----|----|---------------------|-----|-----------------------|-----|--------|-----|------|------|----------|-------|----------|-------|
| 1 | 31 | Christian Lundgaard | DEN | MP MOTORSPORT | NED | R | 1 | 9 | 7 | 1:55.288 | | | 145.3 |
| 2 | 1 | Max Fewtrell | GBR | R-ACE GP | FRA | | | 9 | 7 | 1:55.933 | 0.645 | 0.645 | 144.5 |
| 3 | 4 | Victor Martins | FRA | R-ACE GP | FRA | R | 2 | 9 | 8 | 1:56.383 | 1.095 | 0.450 | 143.9 |
| 4 | 22 | Alexander Smolyar | RUS | TECH 1 RACING | FRA | R | 3 | 9 | 8 | 1:56.479 | 1.191 | 0.096 | 143.8 |
| 5 | 3 | Charles Milesi | FRA | R-ACE GP | FRA | R | 4 | 9 | 7 | 1:56.702 | 1.414 | 0.223 | 143.5 |
| 6 | 32 | Alex Peroni | AUS | MP MOTORSPORT | NED | | | 9 | 5 | 1:56.760 | 1.472 | 0.058 | 143.5 |
| 7 | 54 | Christian Munoz | COL | AVF BY ADRIAN VALLES | ESP | R | 5 | 9 | 6 | 1:57.104 | 1.816 | 0.344 | 143.1 |
| 8 | 53 | Eliseo Martinez | ESP | AVF BY ADRIAN VALLES | ESP | R | 6 | 9 | 8 | 1:57.238 | 1.950 | 0.134 | 142.9 |
| 9 | 11 | Clément Novalak | GBR | JOSEF KAUFMANN RACING | GER | R | 7 | 8 | 4 | 1:57.242 | 1.954 | 0.004 | 142.9 |
| 10 | 51 | Axel Matus | MEX | AVF BY ADRIAN VALLES | ESP | | | 8 | 7 | 1:57.515 | 2.227 | 0.273 | 142.6 |
| 11 | 23 | Thomas Neubauer | FRA | TECH 1 RACING | FRA | | | 9 | 8 | 1:57.645 | 2.357 | 0.130 | 142.4 |
| 12 | 33 | Freek Schothorst | NED | MP MOTORSPORT | NED | R | 8 | 8 | 5 | 1:57.863 | 2.575 | 0.218 | 142.1 |

Published at:.....

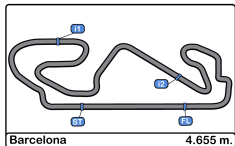
Track Temp: 15.2 °C Air Temp: 17.4 °C Humidity: 83 % Track Status: WET

Stewards:

Race Director:

Timekeeper:





Circuit de Barcelona
 Formula Renault Eurocup
 Qualifying - 1 Group A
 Provisional Results by Class

**FORMULA
 RENAULT**

EUROCUP

| Cls | Nº | Driver | Nat | Competitor | Nat | Rookie | Laps | Best | Time | Gap | Interval | Km/h |
|---------------|----|---------------------|-----|-----------------------|-----|--------|------|------|----------|-------|----------|-------|
| 1 | 1 | Max Fewtrell | GBR | R-ACE GP | FRA | | 9 | 7 | 1:55.933 | | | 144.5 |
| 2 | 32 | Alex Peroni | AUS | MP MOTORSPORT | NED | | 9 | 5 | 1:56.760 | 0.827 | 0.827 | 143.5 |
| 3 | 51 | Axel Matus | MEX | AVF BY ADRIAN VALLES | ESP | | 8 | 7 | 1:57.515 | 1.582 | 0.755 | 142.6 |
| 4 | 23 | Thomas Neubauer | FRA | TECH 1 RACING | FRA | | 9 | 8 | 1:57.645 | 1.712 | 0.130 | 142.4 |
| Rookie | | | | | | | | | | | | |
| 1 | 31 | Christian Lundgaard | DEN | MP MOTORSPORT | NED | R | 9 | 7 | 1:55.288 | | | 145.3 |
| 2 | 4 | Victor Martins | FRA | R-ACE GP | FRA | R | 9 | 8 | 1:56.383 | 1.095 | 1.095 | 143.9 |
| 3 | 22 | Alexander Smolyar | RUS | TECH 1 RACING | FRA | R | 9 | 8 | 1:56.479 | 1.191 | 0.096 | 143.8 |
| 4 | 3 | Charles Milesi | FRA | R-ACE GP | FRA | R | 9 | 7 | 1:56.702 | 1.414 | 0.223 | 143.5 |
| 5 | 54 | Christian Munoz | COL | AVF BY ADRIAN VALLES | ESP | R | 9 | 6 | 1:57.104 | 1.816 | 0.402 | 143.1 |
| 6 | 53 | Eliseo Martinez | ESP | AVF BY ADRIAN VALLES | ESP | R | 9 | 8 | 1:57.238 | 1.950 | 0.134 | 142.9 |
| 7 | 11 | Clément Novalak | GBR | JOSEF KAUFMANN RACING | GER | R | 8 | 4 | 1:57.242 | 1.954 | 0.004 | 142.9 |
| 8 | 33 | Freek Schothorst | NED | MP MOTORSPORT | NED | R | 8 | 5 | 1:57.863 | 2.575 | 0.621 | 142.1 |

Published at:.....

Track Temp: 15.2 °C Air Temp: 17.4 °C

Humidity: 83 %

Track

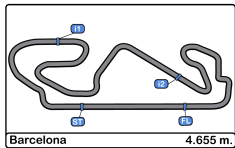
WET

Stewards:

Race Director:

Timekeeper:





Circuit de Barcelona
Formula Renault Eurocup
Qualifying - 1 Group A
Lap Analysis



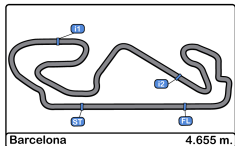
| 1 Max Fewtrell | | | | | | | 22 Alexander Smolyar | | | | | | |
|----------------|-------------|-------------|----------|----------|--------|-------------|----------------------|-------------|-------------|----------|----------|--------|-------------|
| R-ACE GP | | | | | | | R TECH 1 RACING | | | | | | |
| Lap D | Time | Sector 1 | Sector 2 | Sector 3 | T. Spd | Elapsed | Lap D | Time | Sector 1 | Sector 2 | Sector 3 | T. Spd | Elapsed |
| 1 | 9:02:08.489 | 9:00:40.861 | 47.924 | 39.704 | 167.7 | 9:02:08.489 | 1 | 9:02:34.196 | 9:00:50.504 | 49.595 | 54.097 | 142.2 | 9:02:34.196 |
| 2 | 1:57.999 | 33.660 | 45.714 | 38.625 | 229.2 | 9:04:06.488 | 2 | 2:00.100 | 34.453 | 46.166 | 39.481 | 228.3 | 9:04:34.296 |
| 3 | 1:57.151 | 33.426 | 45.476 | 38.249 | 231.2 | 9:06:03.639 | 3 | 1:58.296 | 33.746 | 45.698 | 38.852 | 230.7 | 9:06:32.592 |
| 4 | 1:56.431 | 33.094 | 44.862 | 38.475 | 231.2 | 9:08:00.070 | 4 | 1:57.169 | 33.230 | 45.164 | 38.775 | 231.7 | 9:08:29.761 |
| 5 | 1:56.320 | 33.079 | 44.916 | 38.325 | 231.2 | 9:09:56.390 | 5 | 1:57.114 | 33.149 | 45.205 | 38.760 | 231.7 | 9:10:26.875 |
| 6 | 2:19.053 | 34.755 | 1:00.925 | 43.373 | 231.2 | 9:12:15.443 | 6 | 2:05.046 | 37.356 | 47.693 | 39.997 | 182.1 | 9:12:31.921 |
| 7 | 1:55.933 | 32.897 | 44.761 | 38.275 | 231.7 | 9:14:11.376 | 7 | 1:56.498 | 33.066 | 44.859 | 38.573 | 230.7 | 9:14:28.419 |
| 8 | 1:56.102 | 32.862 | 44.837 | 38.403 | 229.7 | 9:16:07.478 | 8 | 1:56.479 | 33.059 | 44.774 | 38.646 | 231.7 | 9:16:24.898 |
| 9 | 2:08.862 P | 34.689 | 47.855 | 46.318 | 230.7 | 9:18:16.340 | 9 | 2:24.750 P | 40.255 | 54.442 | 50.053 | 205.3 | 9:18:49.648 |

| 3 Charles Milesi | | | | | | | 23 Thomas Neubauer | | | | | | |
|------------------|-------------|-------------|----------|----------|--------|-------------|--------------------|-------------|-------------|----------|----------|--------|-------------|
| R R-ACE GP | | | | | | | R TECH 1 RACING | | | | | | |
| Lap D | Time | Sector 1 | Sector 2 | Sector 3 | T. Spd | Elapsed | Lap D | Time | Sector 1 | Sector 2 | Sector 3 | T. Spd | Elapsed |
| 1 | 9:02:20.131 | 9:00:45.311 | 49.441 | 45.379 | 153.4 | 9:02:20.131 | 1 | 9:02:38.711 | 9:00:51.336 | 52.804 | 54.571 | 156.9 | 9:02:38.711 |
| 2 | 1:59.950 | 34.327 | 46.466 | 39.157 | 227.3 | 9:04:20.081 | 2 | 1:59.795 | 34.130 | 46.224 | 39.441 | 224.5 | 9:04:38.506 |
| 3 | 1:59.108 | 34.414 | 45.822 | 38.872 | 229.2 | 9:06:19.189 | 3 | 1:58.513 | 33.512 | 45.772 | 39.229 | 230.7 | 9:06:37.019 |
| 4 | 2:02.973 | 33.370 | 45.282 | 44.321 | 229.7 | 9:08:22.162 | 4 | 1:58.174 | 33.352 | 45.611 | 39.211 | 231.2 | 9:08:35.193 |
| 5 | 1:56.978 | 33.063 | 45.215 | 38.700 | 231.2 | 9:10:19.140 | 5 | 1:58.069 | 33.200 | 45.599 | 39.270 | 231.2 | 9:10:33.262 |
| 6 | 1:57.039 | 33.296 | 45.009 | 38.734 | 229.7 | 9:12:16.179 | 6 | 2:02.690 | 33.566 | 48.179 | 40.945 | 230.7 | 9:12:35.952 |
| 7 | 1:56.702 | 33.271 | 44.893 | 38.538 | 229.2 | 9:14:12.881 | 7 | 1:59.018 | 33.593 | 45.387 | 40.038 | 231.2 | 9:14:34.970 |
| 8 | 1:57.333 | 33.243 | 45.451 | 38.639 | 229.7 | 9:16:10.214 | 8 | 1:57.645 | 33.221 | 45.451 | 38.973 | 230.7 | 9:16:32.615 |
| 9 | 2:07.501 P | 33.911 | 47.149 | 46.441 | 227.3 | 9:18:17.715 | 9 | 2:18.806 P | 36.612 | 53.749 | 48.445 | 229.7 | 9:18:51.421 |

| 4 Victor Martins | | | | | | | 31 Christian Lundgaard | | | | | | |
|------------------|-------------|-------------|----------|----------|--------|-------------|------------------------|-------------|-------------|----------|----------|--------|-------------|
| R R-ACE GP | | | | | | | R MP MOTORSPORT | | | | | | |
| Lap D | Time | Sector 1 | Sector 2 | Sector 3 | T. Spd | Elapsed | Lap D | Time | Sector 1 | Sector 2 | Sector 3 | T. Spd | Elapsed |
| 1 | 9:02:11.538 | 9:00:42.319 | 48.246 | 40.973 | 166.9 | 9:02:11.538 | 1 | 9:02:15.104 | 9:00:44.350 | 47.799 | 42.955 | 157.6 | 9:02:15.104 |
| 2 | 1:58.512 | 33.926 | 45.683 | 38.903 | 231.2 | 9:04:10.050 | 2 | 1:58.740 | 33.866 | 45.997 | 38.877 | 227.8 | 9:04:13.844 |
| 3 | 1:57.038 | 33.219 | 45.111 | 38.708 | 231.7 | 9:06:07.088 | 3 | 1:56.796 | 33.339 | 44.998 | 38.459 | 231.2 | 9:06:10.640 |
| 4 | 1:57.256 | 32.984 | 45.145 | 39.127 | 232.2 | 9:08:04.344 | 4 | 1:56.287 | 33.304 | 44.725 | 38.258 | 232.2 | 9:08:06.927 |
| 5 | 1:57.218 | 32.867 | 45.105 | 39.246 | 232.2 | 9:10:01.562 | 5 | 1:55.552 | 32.795 | 44.549 | 38.208 | 232.2 | 9:10:02.479 |
| 6 | 2:20.228 | 39.483 | 53.814 | 46.931 | 232.2 | 9:12:21.790 | 6 | 2:17.703 | 37.493 | 53.430 | 46.780 | 195.2 | 9:12:20.182 |
| 7 | 1:56.415 | 32.919 | 45.105 | 38.391 | 232.2 | 9:14:18.205 | 7 | 1:55.288 | 32.813 | 44.414 | 38.061 | 231.7 | 9:14:15.470 |
| 8 | 1:56.383 | 32.862 | 44.746 | 38.775 | 232.7 | 9:16:14.588 | 8 | 1:55.772 | 32.748 | 44.413 | 38.611 | 230.7 | 9:16:11.242 |
| 9 | 2:18.656 P | 36.743 | 50.206 | 51.707 | 219.0 | 9:18:33.244 | 9 | 2:19.958 P | 37.959 | 51.255 | 50.744 | 171.9 | 9:18:31.200 |

| 11 Clément Novalak | | | | | | | 32 Alex Peroni | | | | | | |
|-------------------------|-------------|-------------|----------|----------|--------|-------------|-----------------|-------------|-------------|----------|----------|--------|-------------|
| R JOSEF KAUFMANN RACING | | | | | | | R MP MOTORSPORT | | | | | | |
| Lap D | Time | Sector 1 | Sector 2 | Sector 3 | T. Spd | Elapsed | Lap D | Time | Sector 1 | Sector 2 | Sector 3 | T. Spd | Elapsed |
| 1 | 9:03:17.351 | 9:01:51.490 | 46.508 | 39.353 | 168.7 | 9:03:17.351 | 1 | 9:02:23.216 | 9:00:47.108 | 48.947 | 47.161 | 143.2 | 9:02:23.216 |
| 2 | 1:59.220 | 33.732 | 45.728 | 39.760 | 228.8 | 9:05:16.571 | 2 | 1:59.623 | 34.297 | 46.253 | 39.073 | 229.2 | 9:04:22.839 |
| 3 | 1:58.010 | 33.388 | 45.763 | 38.859 | 229.7 | 9:07:14.581 | 3 | 1:57.784 | 33.557 | 45.397 | 38.830 | 230.7 | 9:06:20.623 |
| 4 | 1:57.242 | 33.209 | 45.397 | 38.636 | 230.2 | 9:09:11.823 | 4 | 1:57.324 | 33.475 | 45.166 | 38.683 | 230.2 | 9:08:17.947 |
| 5 | 1:57.597 | 33.155 | 45.416 | 39.026 | 229.2 | 9:11:09.420 | 5 | 1:56.760 | 33.210 | 44.890 | 38.660 | 229.7 | 9:10:14.707 |
| 6 | 2:03.723 | 33.241 | 48.956 | 41.526 | 229.7 | 9:13:13.143 | 6 | 2:09.304 | 39.854 | 47.576 | 41.874 | 181.5 | 9:12:24.011 |
| 7 | 2:03.041 | 33.117 | 45.480 | 44.444 | 229.2 | 9:15:16.184 | 7 | 1:57.182 | 33.262 | 44.876 | 39.044 | 231.7 | 9:14:21.193 |
| 8 | 2:26.274 P | 43.006 | 52.393 | 50.875 | 150.4 | 9:17:42.458 | 8 | 1:56.821 | 33.164 | 45.014 | 38.643 | 231.2 | 9:16:18.014 |
| | | | | | | | 9 | 2:17.876 P | 35.030 | 51.820 | 51.026 | 218.1 | 9:18:35.890 |





Circuit de Barcelona
Formula Renault Eurocup
Qualifying - 1 Group A
Lap Analysis



33

Freek Schothorst

R

MP MOTORSPORT

| Lap | D | Time | Sector 1 | Sector 2 | Sector 3 | T. Spd | Elapsed |
|-----|---|-----------------|---------------|---------------|---------------|--------|-------------|
| 1 | | 9:02:28.190 | 9:00:48.799 | 48.647 | 50.744 | 154.5 | 9:02:28.190 |
| 2 | | 2:01.512 | 35.198 | 46.571 | 39.743 | 225.4 | 9:04:29.702 |
| 3 | | 1:59.318 | 34.053 | 45.938 | 39.327 | 227.8 | 9:06:29.020 |
| 4 | | 1:58.657 | 33.723 | 46.049 | 38.885 | 227.8 | 9:08:27.677 |
| 5 | | 1:57.863 | 33.508 | 45.441 | 38.914 | 228.8 | 9:10:25.540 |
| 6 | | 2:00.399 | 33.591 | 45.223 | 41.585 | 227.8 | 9:12:25.939 |
| 7 | | 1:57.877 | 33.297 | 45.404 | 39.176 | 230.7 | 9:14:23.816 |
| 8 | | 2:21.028 P | 41.885 | 51.213 | 47.930 | 229.2 | 9:16:44.844 |

51

Axel Matus

AVF BY ADRIAN VALLES

| Lap | D | Time | Sector 1 | Sector 2 | Sector 3 | T. Spd | Elapsed |
|-----|---|-----------------|---------------|---------------|---------------|--------|-------------|
| 1 | | 9:02:43.800 | 9:01:04.621 | 49.845 | 49.334 | 126.9 | 9:02:43.800 |
| 2 | | 2:06.451 | 34.582 | 46.640 | 45.229 | 226.8 | 9:04:50.251 |
| 3 | | 1:59.187 | 33.952 | 45.802 | 39.433 | 229.2 | 9:06:49.438 |
| 4 | | 1:58.496 | 33.627 | 45.805 | 39.064 | 229.2 | 9:08:47.934 |
| 5 | | 1:57.810 | 33.241 | 45.627 | 38.942 | 230.7 | 9:10:45.744 |
| 6 | | 1:58.806 | 33.276 | 45.776 | 39.754 | 232.7 | 9:12:44.550 |
| 7 | | 1:57.515 | 33.108 | 45.403 | 39.004 | 231.7 | 9:14:42.065 |
| 8 | | 2:13.766 P | 33.401 | 50.293 | 50.072 | 228.8 | 9:16:55.831 |

53

Eliseo Martinez

R

AVF BY ADRIAN VALLES

| Lap | D | Time | Sector 1 | Sector 2 | Sector 3 | T. Spd | Elapsed |
|-----|---|-----------------|---------------|---------------|---------------|--------|-------------|
| 1 | | 9:02:46.772 | 9:01:10.339 | 49.552 | 46.881 | 144.0 | 9:02:46.772 |
| 2 | | 2:12.142 | 40.337 | 50.953 | 40.852 | 192.5 | 9:04:58.914 |
| 3 | | 1:59.790 | 34.063 | 46.388 | 39.339 | 230.7 | 9:06:58.704 |
| 4 | | 1:58.420 | 33.574 | 45.668 | 39.178 | 230.7 | 9:08:57.124 |
| 5 | | 1:57.967 | 33.234 | 45.492 | 39.241 | 231.2 | 9:10:55.091 |
| 6 | | 2:00.020 | 34.392 | 45.928 | 39.700 | 231.2 | 9:12:55.111 |
| 7 | | 1:57.495 | 33.330 | 45.427 | 38.738 | 232.2 | 9:14:52.606 |
| 8 | | 1:57.238 | 33.074 | 45.382 | 38.782 | 232.7 | 9:16:49.844 |
| 9 | | 2:15.590 P | 37.705 | 46.637 | 51.248 | 172.2 | 9:19:05.434 |

54

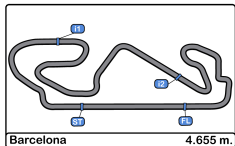
Christian Munoz

R

AVF BY ADRIAN VALLES

| Lap | D | Time | Sector 1 | Sector 2 | Sector 3 | T. Spd | Elapsed |
|-----|---|-----------------|---------------|---------------|---------------|--------|-------------|
| 1 | | 9:02:44.772 | 9:01:11.892 | 49.051 | 43.829 | 154.9 | 9:02:44.772 |
| 2 | | 2:02.546 | 35.035 | 47.213 | 40.298 | 214.7 | 9:04:47.318 |
| 3 | | 1:58.742 | 33.808 | 45.827 | 39.107 | 230.7 | 9:06:46.060 |
| 4 | | 1:57.884 | 33.349 | 45.562 | 38.973 | 230.2 | 9:08:43.944 |
| 5 | | 1:57.337 | 33.092 | 45.527 | 38.718 | 231.2 | 9:10:41.281 |
| 6 | | 1:57.104 | 32.999 | 45.452 | 38.653 | 231.7 | 9:12:38.385 |
| 7 | | 2:08.007 | 33.014 | 53.642 | 41.351 | 232.2 | 9:14:46.392 |
| 8 | | 1:57.311 | 33.399 | 45.194 | 38.718 | 231.7 | 9:16:43.703 |
| 9 | | 2:17.231 P | 36.001 | 49.544 | 51.686 | 231.7 | 9:19:00.934 |





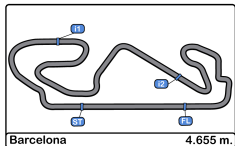
Circuit de Barcelona
Formula Renault Eurocup
Qualifying - 1 Group A
Best Sectors Results



EURO CUP

| Sector - 1 | | | | Sector - 2 | | | | Sector - 3 | | | | Ideal Lap vs Best Lap | | | | |
|------------|----|---------------------|--------|------------|---------------------|--------|----|---------------------|--------|------|----|-----------------------|-----------|----------|------|--|
| Clas | Nº | Driver | Time | Nº | Driver | Time | Nº | Driver | Time | Clas | Nº | Driver | Ideal Lap | Best Lap | Clas | |
| 1 | 31 | Christian Lundgaard | 32.748 | 31 | Christian Lundgaard | 44.413 | 31 | Christian Lundgaard | 38.061 | 1 | 31 | Christian Lundgaard | 1:55.222 | 1:55.288 | 1 | |
| 2 | 1 | Max Fewtrell | 32.862 | 4 | Victor Martins | 44.746 | 1 | Max Fewtrell | 38.249 | 2 | 1 | Max Fewtrell | 1:55.872 | 1:55.933 | 2 | |
| 3 | 4 | Victor Martins | 32.862 | 1 | Max Fewtrell | 44.761 | 4 | Victor Martins | 38.391 | 3 | 4 | Victor Martins | 1:55.999 | 1:56.383 | 3 | |
| 4 | 54 | Christian Munoz | 32.999 | 22 | Alexander Smolyar | 44.774 | 3 | Charles Milesi | 38.538 | 4 | 22 | Alexander Smolyar | 1:56.406 | 1:56.479 | 4 | |
| 5 | 22 | Alexander Smolyar | 33.059 | 32 | Alex Peroni | 44.876 | 22 | Alexander Smolyar | 38.573 | 5 | 3 | Charles Milesi | 1:56.494 | 1:56.702 | 5 | |
| 6 | 3 | Charles Milesi | 33.063 | 3 | Charles Milesi | 44.893 | 11 | Clément Novalak | 38.636 | 6 | 32 | Alex Peroni | 1:56.683 | 1:56.760 | 6 | |
| 7 | 53 | Eliseo Martinez | 33.074 | 54 | Christian Munoz | 45.194 | 32 | Alex Peroni | 38.643 | 7 | 54 | Christian Munoz | 1:56.846 | 1:57.104 | 7 | |
| 8 | 51 | Axel Matus | 33.108 | 33 | Freek Schothorst | 45.223 | 54 | Christian Munoz | 38.653 | 8 | 11 | Clément Novalak | 1:57.150 | 1:57.242 | 9 | |
| 9 | 11 | Clément Novalak | 33.117 | 53 | Eliseo Martinez | 45.382 | 53 | Eliseo Martinez | 38.738 | 9 | 53 | Eliseo Martinez | 1:57.194 | 1:57.238 | 8 | |
| 10 | 32 | Alex Peroni | 33.164 | 23 | Thomas Neubauer | 45.387 | 33 | Freek Schothorst | 38.885 | 10 | 33 | Freek Schothorst | 1:57.405 | 1:57.863 | 12 | |
| 11 | 23 | Thomas Neubauer | 33.200 | 11 | Clément Novalak | 45.397 | 51 | Axel Matus | 38.942 | 11 | 51 | Axel Matus | 1:57.453 | 1:57.515 | 10 | |
| 12 | 33 | Freek Schothorst | 33.297 | 51 | Axel Matus | 45.403 | 23 | Thomas Neubauer | 38.973 | 12 | 23 | Thomas Neubauer | 1:57.560 | 1:57.645 | 11 | |




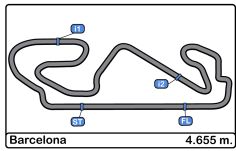


Circuit de Barcelona
 Formula Renault Eurocup
 Qualifying - 1 Group A
 Best 5 Lap Times



| Cls | Nº | Driver | Nat | Competitor | Nat | Rookie | Cls | Best 1 | | Best 2 | | Best 3 | | Best 4 | | Best 5 | |
|-----|----|---------------------|-----|-----------------------|-----|--------|-----|----------|-----|----------|-----|----------|-----|----------|-----|----------|-----|
| | | | | | | | | Time | Lap | Time | Lap | Time | Lap | Time | Lap | Time | Lap |
| 1 | 31 | Christian Lundgaard | DEN | MP MOTORSPORT | NED | R | 1 | 1:55.288 | 7 | 1:55.552 | 5 | 1:55.772 | 8 | 1:56.287 | 4 | 1:56.796 | 3 |
| 2 | 1 | Max Fewtrell | GBR | R-ACE GP | FRA | | | 1:55.933 | 7 | 1:56.102 | 8 | 1:56.320 | 5 | 1:56.431 | 4 | 1:57.151 | 3 |
| 3 | 4 | Victor Martins | FRA | R-ACE GP | FRA | R | 2 | 1:56.383 | 8 | 1:56.415 | 7 | 1:57.038 | 3 | 1:57.218 | 5 | 1:57.256 | 4 |
| 4 | 22 | Alexander Smolyar | RUS | TECH 1 RACING | FRA | R | 3 | 1:56.479 | 8 | 1:56.498 | 7 | 1:57.114 | 5 | 1:57.169 | 4 | 1:58.296 | 3 |
| 5 | 3 | Charles Milesi | FRA | R-ACE GP | FRA | R | 4 | 1:56.702 | 7 | 1:56.978 | 5 | 1:57.039 | 6 | 1:57.333 | 8 | 1:59.108 | 3 |
| 6 | 32 | Alex Peroni | AUS | MP MOTORSPORT | NED | | | 1:56.760 | 5 | 1:56.821 | 8 | 1:57.182 | 7 | 1:57.324 | 4 | 1:57.784 | 3 |
| 7 | 54 | Christian Munoz | COL | AVF BY ADRIAN VALLES | ESP | R | 5 | 1:57.104 | 6 | 1:57.311 | 8 | 1:57.337 | 5 | 1:57.884 | 4 | 1:58.742 | 3 |
| 8 | 53 | Eliseo Martinez | ESP | AVF BY ADRIAN VALLES | ESP | R | 6 | 1:57.238 | 8 | 1:57.495 | 7 | 1:57.967 | 5 | 1:58.420 | 4 | 1:59.790 | 3 |
| 9 | 11 | Clément Novalak | GBR | JOSEF KAUFMANN RACING | GER | R | 7 | 1:57.242 | 4 | 1:57.597 | 5 | 1:58.010 | 3 | 1:59.220 | 2 | 2:03.041 | 7 |
| 10 | 51 | Axel Matus | MEX | AVF BY ADRIAN VALLES | ESP | | | 1:57.515 | 7 | 1:57.810 | 5 | 1:58.496 | 4 | 1:58.806 | 6 | 1:59.187 | 3 |
| 11 | 23 | Thomas Neubauer | FRA | TECH 1 RACING | FRA | | | 1:57.645 | 8 | 1:58.069 | 5 | 1:58.174 | 4 | 1:58.513 | 3 | 1:59.018 | 7 |
| 12 | 33 | Freek Schothorst | NED | MP MOTORSPORT | NED | R | 8 | 1:57.863 | 5 | 1:57.877 | 7 | 1:58.657 | 4 | 1:59.318 | 3 | 2:00.399 | 6 |



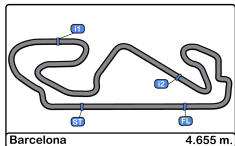


Circuit de Barcelona
 Formula Renault Eurocup
 Qualifying - 1 Group A
 Best 5 Top Speeds



| Cls | Nº | Driver | Nat | Competitor | Nat | Rookie | Cls | Top 1 | | Top 2 | | Top 3 | | Top 4 | | Top 5 | | Avg |
|-----|----|---------------------|-----|-----------------------|-----|--------|-----|-------|-----|-------|-----|-------|-----|-------|-----|-------|-----|-------|
| | | | | | | | | Km/h | Lap | Km/h | Lap | Km/h | Lap | Km/h | Lap | Km/h | Lap | |
| 1 | 4 | Victor Martins | FRA | R-ACE GP | FRA | R | 1 | 232.7 | 8 | 232.2 | 4 | 232.2 | 5 | 232.2 | 6 | 232.2 | 7 | 232.3 |
| 2 | 51 | Axel Matus | MEX | AVF BY ADRIAN VALLES | ESP | | | 232.7 | 6 | 231.7 | 7 | 230.7 | 5 | 229.2 | 3 | 229.2 | 4 | 230.7 |
| 3 | 53 | Eliseo Martinez | ESP | AVF BY ADRIAN VALLES | ESP | R | 2 | 232.7 | 8 | 232.2 | 7 | 231.2 | 5 | 231.2 | 6 | 230.7 | 3 | 231.6 |
| 4 | 31 | Christian Lundgaard | DEN | MP MOTORSPORT | NED | R | 3 | 232.2 | 4 | 232.2 | 5 | 231.7 | 7 | 231.2 | 3 | 230.7 | 8 | 231.6 |
| 5 | 54 | Christian Munoz | COL | AVF BY ADRIAN VALLES | ESP | R | 4 | 232.2 | 7 | 231.7 | 6 | 231.7 | 8 | 231.7 | 9 | 231.2 | 5 | 231.7 |
| 6 | 1 | Max Fewtrell | GBR | R-ACE GP | FRA | | | 231.7 | 7 | 231.2 | 3 | 231.2 | 4 | 231.2 | 5 | 231.2 | 6 | 231.3 |
| 7 | 22 | Alexander Smolyar | RUS | TECH 1 RACING | FRA | R | 5 | 231.7 | 4 | 231.7 | 5 | 231.7 | 8 | 230.7 | 3 | 230.7 | 7 | 231.3 |
| 8 | 32 | Alex Peroni | AUS | MP MOTORSPORT | NED | | | 231.7 | 7 | 231.2 | 8 | 230.7 | 3 | 230.2 | 4 | 229.7 | 5 | 230.7 |
| 9 | 3 | Charles Milesi | FRA | R-ACE GP | FRA | R | 6 | 231.2 | 5 | 229.7 | 4 | 229.7 | 6 | 229.7 | 8 | 229.2 | 3 | 229.9 |
| 10 | 23 | Thomas Neubauer | FRA | TECH 1 RACING | FRA | | | 231.2 | 4 | 231.2 | 5 | 231.2 | 7 | 230.7 | 3 | 230.7 | 6 | 231.0 |
| 11 | 33 | Freek Schothorst | NED | MP MOTORSPORT | NED | R | 7 | 230.7 | 7 | 229.2 | 8 | 228.8 | 5 | 227.8 | 3 | 227.8 | 4 | 228.9 |
| 12 | 11 | Clément Novalak | GBR | JOSEF KAUFMANN RACING | GER | R | 8 | 230.2 | 4 | 229.7 | 3 | 229.7 | 6 | 229.2 | 5 | 229.2 | 7 | 229.6 |





Circuit de Barcelona
 Formula Renault Eurocup
 Qualifying - 1 Group A
 Fastest Laps Sequence



| Lap | Time of Day | Session Time | Nº | Driver | Nat | Competitor | Nat | Rookie | Time | Km/h |
|-----|-------------|--------------|----|---------------------|-----|---------------|-----|--------|----------|-------|
| 2 | 9:04:06.488 | 4:06.488 | 1 | Max Fewtrell | GBR | R-ACE GP | FRA | | 1:57.999 | 142.0 |
| 3 | 9:06:03.639 | 6:03.639 | 1 | Max Fewtrell | GBR | R-ACE GP | FRA | | 1:57.151 | 143.0 |
| 3 | 9:06:07.088 | 6:07.088 | 4 | Victor Martins | FRA | R-ACE GP | FRA | R | 1:57.038 | 143.1 |
| 3 | 9:06:10.640 | 6:10.640 | 31 | Christian Lundgaard | DEN | MP MOTORSPORT | NED | R | 1:56.796 | 143.4 |
| 4 | 9:08:00.070 | 8:00.070 | 1 | Max Fewtrell | GBR | R-ACE GP | FRA | | 1:56.431 | 143.9 |
| 4 | 9:08:06.927 | 8:06.927 | 31 | Christian Lundgaard | DEN | MP MOTORSPORT | NED | R | 1:56.287 | 144.1 |
| 5 | 9:10:02.479 | 10:02.479 | 31 | Christian Lundgaard | DEN | MP MOTORSPORT | NED | R | 1:55.552 | 145.0 |
| 7 | 9:14:15.470 | 14:15.470 | 31 | Christian Lundgaard | DEN | MP MOTORSPORT | NED | R | 1:55.288 | 145.3 |



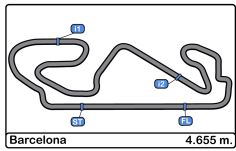


Circuit de Barcelona
Formula Renault Eurocup
Qualifying - 1 Group A
Event Best Maximum Speed

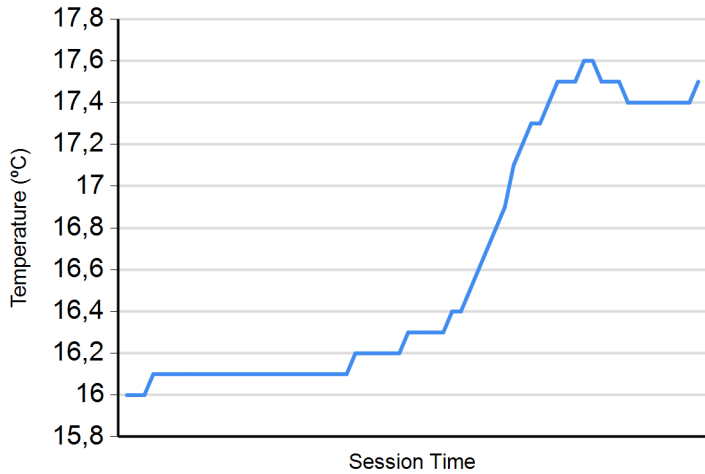
**FORMULA
RENAULT**
EUROCUP

| Nº | Driver | Nat | Competitor | Nat | Rookie | Km/h | Session |
|----|---------------------|-----|-----------------------|-----|--------|-------|-------------------|
| 63 | Najiy Razak | MAS | JD MOTORSPORT | ITA | | 244.3 | Collective test 2 |
| 16 | Yifei Ye | CHN | JOSEF KAUFMANN RACING | GER | | 243.2 | Collective test 2 |
| 62 | Thomas Maxwell | AUS | JD MOTORSPORT | ITA | | 242.6 | Collective test 2 |
| 1 | Max Fewtrell | GBR | R-ACE GP | FRA | | 242.1 | Collective test 2 |
| 42 | Nikita Volegov | RUS | ARDEN | GBR | R | 241.6 | Collective test 1 |
| 41 | Oscar Piastrri | AUS | ARDEN | GBR | R | 241.6 | Collective test 1 |
| 32 | Alex Peroni | AUS | MP MOTORSPORT | NED | | 241.6 | Collective test 2 |
| 61 | Lorenzo Colombo | ITA | JD MOTORSPORT | ITA | R | 241.6 | Collective test 2 |
| 11 | Clément Novalak | GBR | JOSEF KAUFMANN RACING | GER | R | 241.6 | Collective test 2 |
| 22 | Alexander Smolyar | RUS | TECH 1 RACING | FRA | R | 241.0 | Collective test 1 |
| 43 | Sami Taoufik | MAR | ARDEN | GBR | R | 241.0 | Collective test 2 |
| 4 | Victor Martins | FRA | R-ACE GP | FRA | R | 240.5 | Collective test 2 |
| 31 | Christian Lundgaard | DEN | MP MOTORSPORT | NED | R | 240.5 | Collective test 2 |
| 21 | Neil Verhagen | USA | TECH 1 RACING | FRA | | 240.0 | Collective test 1 |
| 23 | Thomas Neubauer | FRA | TECH 1 RACING | FRA | | 239.4 | Collective test 2 |
| 24 | Frank Bird | GBR | TECH 1 RACING | FRA | | 239.4 | Collective test 2 |
| 2 | Logan Sargeant | USA | R-ACE GP | FRA | R | 238.9 | Collective test 1 |
| 85 | Raúl Guzman | MEX | FORTEC MOTORSPORTS | GBR | | 238.9 | Collective test 2 |
| 33 | Freek Schothorst | NED | MP MOTORSPORT | NED | R | 238.4 | Collective test 1 |
| 3 | Charles Milesi | FRA | R-ACE GP | FRA | R | 238.4 | Collective test 1 |
| 51 | Axel Matus | MEX | AVF BY ADRIAN VALLES | ESP | | 238.4 | Collective test 1 |
| 84 | Vladimir Tziortzis | RUS | FORTEC MOTORSPORTS | GBR | R | 238.4 | Collective test 2 |
| 53 | Eliseo Martinez | ESP | AVF BY ADRIAN VALLES | ESP | R | 237.8 | Collective test 1 |
| 54 | Christian Munoz | COL | AVF BY ADRIAN VALLES | ESP | R | 237.8 | Collective test 1 |

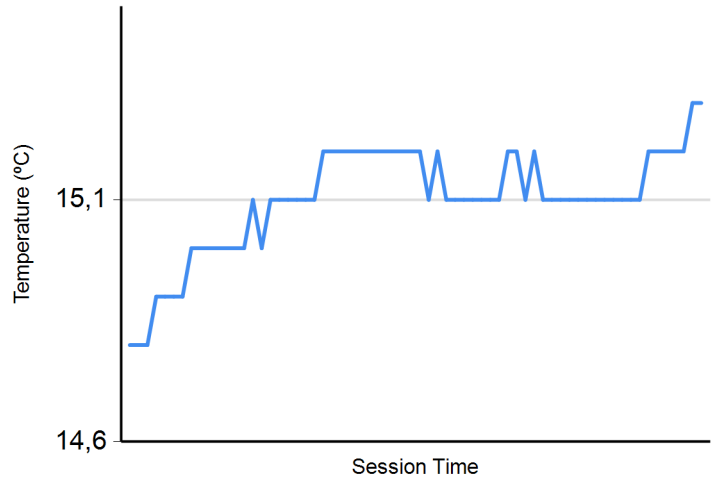




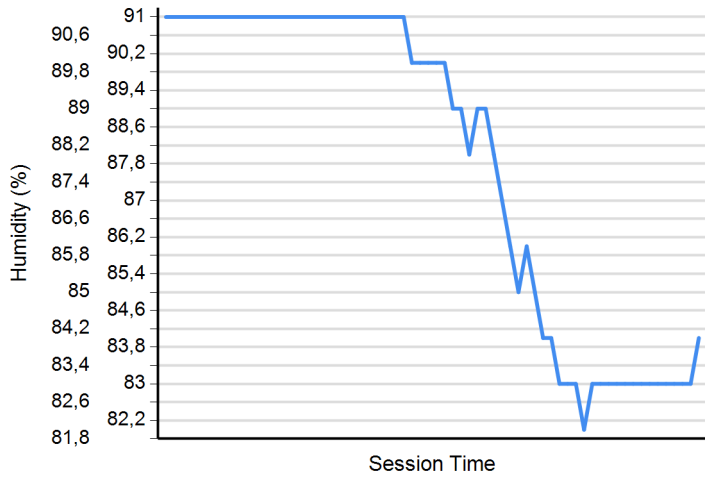
Air Temperature



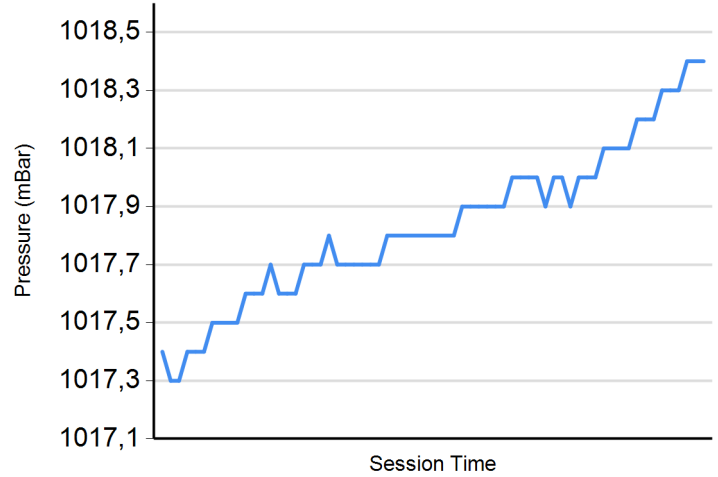
Track Temperature



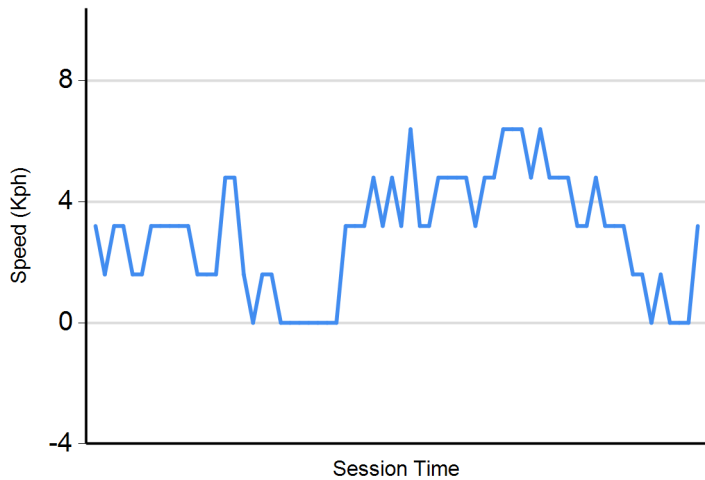
Humidity



Pressure



Wind Speed



Wind direction

North = 0°/360° Est = 90° South = 180° West = 270°

