



Grupo A

Circuito del Jarama

6 de Abril de 2008

RESULTADOS Entrenamientos

| Ord. | Nº | Concursante | Piloto | Vehiculo | N.V. | V.R. | Tiempo | Dif 1º | Dif. Ant | Km/h |
|------|----|-----------------|---------------------|----------|------|------|----------|--------|----------|---------|
| 1 | 29 | | Pedro Zapata | | 7 | 4 | 1'58.252 | | | 117.208 |
| 2 | 10 | Club Jarama RAC | Manuel Banus | Porsche | 9 | 2 | 1'58.633 | 0"381 | 0"381 | 116.831 |
| 3 | 22 | | Jordi Gaig | BMW | 7 | 3 | 1'58.982 | 0"730 | 0"349 | 116.489 |
| 4 | 3 | | Mauricio Bajo | Megane | 5 | 4 | 1'59.085 | 0"833 | 0"103 | 116.388 |
| 5 | 23 | Club Jarama RAC | Angel Banus | Porsche | 8 | 6 | 1'59.148 | 0"896 | 0"063 | 116.325 |
| 6 | 9 | | Rodrigo Hernando | Porsche | 10 | 5 | 1'59.466 | 1"214 | 0"318 | 116.017 |
| 7 | 19 | Club Jarama RAC | Giorgio Vergara | Porsche | 7 | 5 | 1'59.476 | 1"224 | 0"010 | 116.006 |
| 8 | 5 | | Armando Hermosilla | BMW | 6 | 4 | 1'59.892 | 1"640 | 0"416 | 115.605 |
| 9 | 7 | | Francisco Tobaruela | Megane | 10 | 2 | 1'59.911 | 1"659 | 0"019 | 115.585 |
| 10 | 15 | | Mario Oriol | Porsche | 10 | 3 | 1'59.968 | 1"716 | 0"057 | 115.530 |
| 11 | 11 | | José Luis Garrido | BMW | 9 | 3 | 2'00.099 | 1"847 | 0"131 | 115.404 |
| 12 | 4 | Club Jarama RAC | Alvaro Banus | Porsche | 9 | 3 | 2'00.169 | 1"917 | 0"070 | 115.338 |
| 13 | 6 | | Jaime Carbó | Porsche | 10 | 2 | 2'00.216 | 1"964 | 0"047 | 115.292 |
| 14 | 13 | | Enrique Martínez | BMW | 9 | 8 | 2'00.231 | 1"979 | 0"015 | 115.279 |
| 15 | 25 | | Michael Lepoutre | BMW | 3 | 3 | 2'00.300 | 2"048 | 0"069 | 115.212 |
| 16 | 14 | | Victorio Rossi | Porsche | 10 | 3 | 2'00.688 | 2"436 | 0"388 | 114.841 |
| 17 | 1 | | Gustavo Gomar | BMW | 6 | 2 | 2'00.944 | 2"692 | 0"256 | 114.599 |
| 18 | 18 | | Antonio Puga | | 11 | 4 | 2'01.712 | 3"460 | 0"768 | 113.876 |
| 19 | 28 | | Antonio Riba | | 9 | 5 | 2'01.998 | 3"746 | 0"286 | 113.609 |
| 20 | 20 | | Pedro Goyoaga | BMW | 10 | 9 | 2'04.962 | 6"710 | 2"964 | 110.914 |
| 21 | 2 | | Mariano Cuadrado | Porsche | 8 | 3 | 2'08.135 | 9"883 | 3"173 | 108.168 |
| 22 | 24 | | Emilio Lapaz | BMW | 3 | 3 | 2'11.670 | 13"418 | 3"535 | 105.264 |

Circuito del Jarama 05 de Abril de A las 14:55 Horas.



EL DIRECTOR DE CARRERA

EL JEFE DE CRONOMETRAJE

Santísima Trinidad 30 28010 MADRID

Tel y Fax 91.448.32.06

www.cronococa.com

e-mail: crono_coca@terra.es

Grupo A

Circuito del Jarama
6 de Abril de 2008

TIEMPOS POR VUELTA Entrenamientos

| Numero | 1 | | | 2 | | | 3 | | | 4 | | | 5 | | | 6 | | |
|---------|-----------------|-----------------|---------|-----------------|-----------------|---------|----------|-----------------|---------|-----------------|-----------------|---------|----------|-----------------|---------|-----------------|-----------------|---------|
| | Vuelta | Parciales | V. MAX | Vuelta | Parciales | V. MAX | Vuelta | Parciales | V. MAX | Vuelta | Parciales | V. MAX | Vuelta | Parciales | V. MAX | Vuelta | Parciales | V. MAX |
| 1ª - 1 | 0'46.700 | <u>0'46.700</u> | 166.41 | 0'49.332 | 0'49.332 | 166.41 | 0'46.989 | 0'46.989 | 167.963 | 1'20.684 | 1'20.684 | 105.161 | 0'48.028 | 0'48.028 | 163.142 | 0'46.356 | <u>0'46.356</u> | 169.812 |
| 1ª - 2 | 1'27.118 | <u>0'40.418</u> | | 1'32.451 | 0'43.118 | | 1'26.728 | 0'39.738 | | 2'00.682 | 0'39.997 | | 1'28.403 | 0'40.375 | | 1'26.935 | 0'40.579 | |
| 1ª - 3 | <u>2'00.944</u> | 0'33.826 | | 2'09.040 | 0'36.590 | | 2'00.647 | 0'33.919 | | 2'34.551 | 0'33.870 | | 2'02.178 | 0'33.774 | | <u>2'00.216</u> | <u>0'33.281</u> | |
| 2ª - 1 | 0'46.883 | 0'46.883 | 165.391 | 0'49.307 | 0'49.307 | 163.885 | 0'46.272 | 0'46.272 | 168.487 | 0'46.542 | 0'46.542 | 164.134 | 0'46.555 | 0'46.555 | 172.524 | 0'47.822 | 0'47.822 | 175.041 |
| 2ª - 2 | 1'27.741 | 0'40.857 | | 1'32.014 | 0'42.707 | | 1'26.009 | 0'39.737 | | 1'26.537 | <u>0'39.995</u> | | 1'26.553 | 0'39.999 | | 1'27.769 | <u>0'39.948</u> | |
| 2ª - 3 | 2'01.462 | 0'33.721 | | <u>2'08.135</u> | 0'36.121 | | 1'59.431 | <u>0'33.422</u> | | <u>2'00.169</u> | <u>0'33.632</u> | | 2'00.221 | 0'33.668 | | 2'02.756 | 0'34.986 | |
| 3ª - 1 | 0'46.889 | 0'46.889 | 164.886 | 0'49.214 | <u>0'49.214</u> | 163.637 | 0'46.027 | <u>0'46.027</u> | 169.279 | 0'46.781 | 0'46.781 | 164.384 | 0'46.738 | 0'46.738 | 168.751 | 0'46.602 | 0'46.602 | 168.751 |
| 3ª - 2 | 1'27.860 | 0'40.971 | | 1'32.709 | 0'43.495 | | 1'25.620 | <u>0'39.593</u> | | 1'28.681 | 0'41.900 | | 1'26.523 | <u>0'39.785</u> | | 1'26.906 | 0'40.304 | |
| 3ª - 3 | 2'01.595 | 0'33.735 | | 2'09.868 | 0'37.159 | | 1'59.085 | 0'33.465 | | 2'02.851 | 0'34.171 | | 1'59.892 | <u>0'33.369</u> | | 2'01.127 | 0'34.221 | |
| 4ª - 1 | 0'46.852 | 0'46.852 | 165.391 | 0'49.504 | 0'49.504 | 164.384 | 0'46.137 | 0'46.137 | 170.617 | 0'46.779 | 0'46.779 | 165.391 | 0'47.892 | 0'47.892 | 171.975 | 0'46.272 | 0'46.272 | 117.904 |
| 4ª - 2 | 1'27.637 | 0'40.784 | | 1'32.192 | <u>0'42.689</u> | | 1'26.347 | 0'40.210 | | 1'26.880 | 0'40.101 | | 1'35.503 | 0'47.611 | | 2'00.186 | 1'03.914 | |
| 4ª - 3 | 2'01.299 | <u>0'33.663</u> | | 2'08.289 | <u>0'36.096</u> | | 2'00.214 | 0'33.867 | | 2'00.593 | 0'33.713 | | 2'09.525 | 0'34.022 | | 2'36.870 | 0'36.684 | |
| 5ª - 1 | 0'47.326 | 0'47.326 | 165.645 | 1'09.058 | 1'09.058 | 165.391 | 0'52.303 | 0'52.303 | 135.339 | 0'46.821 | 0'46.821 | 167.183 | 0'46.361 | <u>0'46.361</u> | 168.225 | 0'46.695 | 0'46.695 | 171.702 |
| 5ª - 2 | 1'36.425 | 0'49.099 | | 1'55.104 | 0'46.046 | | 1'43.642 | 0'51.339 | | 1'29.811 | 0'42.990 | | 1'27.728 | 0'41.367 | | 1'27.475 | 0'40.781 | |
| 5ª - 3 | 2'18.152 | 0'41.727 | PIT | 2'48.939 | 0'53.835 | PIT | | | | 2'05.760 | 0'35.950 | | 2'46.499 | 1'18.771 | PIT | 2'03.002 | 0'35.527 | |
| 6ª - 1 | | | | 4'40.624 | 4'40.624 | 68.398 | | | | 0'46.300 | <u>0'46.300</u> | 174.194 | | | | 0'52.247 | 0'52.247 | 140.443 |
| 6ª - 2 | | | | 5'23.495 | 0'42.871 | | | | | 1'26.614 | 0'40.313 | | | | | 1'45.027 | 0'52.781 | |
| 6ª - 3 | | | | 5'59.915 | 0'36.420 | | | | | 2'00.480 | 0'33.866 | | | | | 2'20.476 | 0'35.449 | |
| 7ª - 1 | | | | 0'54.004 | 0'54.004 | 123.429 | | | | 0'49.758 | 0'49.758 | 152.328 | | | | 0'47.281 | 0'47.281 | 166.667 |
| 7ª - 2 | | | | 1'37.361 | 0'43.356 | | | | | 1'40.103 | 0'50.346 | | | | | 1'27.837 | 0'40.556 | |
| 7ª - 3 | | | | 2'15.188 | 0'37.828 | | | | | 2'14.284 | 0'34.181 | | | | | 2'01.841 | 0'34.004 | |
| 8ª - 1 | | | | 1'04.379 | 1'04.379 | 98.182 | | | | 0'55.353 | 0'55.353 | 145.749 | | | | 0'49.909 | 0'49.909 | 166.667 |
| 8ª - 2 | | | | | | | | | | 1'47.537 | 0'52.183 | | | | | 1'44.923 | 0'55.015 | |
| 8ª - 3 | | | | | | | | | | 2'38.092 | 0'50.555 | PIT | | | | 2'20.954 | 0'36.030 | |
| 9ª - 1 | | | | | | | | | | | | | | | | 0'47.475 | 0'47.475 | 166.154 |
| 9ª - 2 | | | | | | | | | | | | | | | | 1'36.909 | 0'49.434 | |
| 9ª - 3 | | | | | | | | | | | | | | | | 2'11.692 | 0'34.783 | |
| 10ª - 1 | | | | | | | | | | | | | | | | 1'03.258 | 1'03.258 | 92.784 |
| 10ª - 2 | | | | | | | | | | | | | | | | 1'58.332 | 0'55.074 | |
| 10ª - 3 | | | | | | | | | | | | | | | | | | |

| Vuelta Ideal | |
|--------------|----------|
| 0'46.700 | 0'46.700 |
| 1'27.118 | 0'40.417 |
| 2'00.780 | 0'33.662 |

| Vuelta Ideal | |
|--------------|----------|
| 0'49.214 | 0'49.214 |
| 1'31.903 | 0'42.688 |
| 2'08.000 | 0'36.096 |

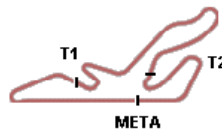
| Vuelta Ideal | |
|--------------|----------|
| 0'46.027 | 0'46.027 |
| 1'25.620 | 0'39.593 |
| 1'59.042 | 0'33.421 |

| Vuelta Ideal | |
|--------------|----------|
| 0'46.300 | 0'46.300 |
| 1'26.296 | 0'39.995 |
| 1'59.928 | 0'33.631 |

| Vuelta Ideal | |
|--------------|----------|
| 0'46.361 | 0'46.361 |
| 1'26.146 | 0'39.784 |
| 1'59.514 | 0'33.368 |

| Vuelta Ideal | |
|--------------|----------|
| 0'46.356 | 0'46.356 |
| 1'26.304 | 0'39.947 |
| 1'59.585 | 0'33.281 |

| Vuelta Mas Rapida Ideal | |
|-------------------------|----------|
| 0'45.231 | 0'45.231 |
| 1'24.269 | 0'39.038 |
| 1'57.122 | 0'32.853 |



Grupo A

Circuito del Jarama
6 de Abril de 2008

TIEMPOS POR VUELTA Entrenamientos

| Numero | 7 | | | 9 | | | 10 | | | 11 | | | 13 | | | 14 | | |
|---------|-----------------|-----------------|---------|-----------------|-----------------|---------|-----------------|-----------------|---------|-----------------|-----------------|---------|-----------------|-----------------|---------|-----------------|-----------------|---------|
| | Vuelta | Parciales | V. MAX | Vuelta | Parciales | V. MAX | Vuelta | Parciales | V. MAX | Vuelta | Parciales | V. MAX | Vuelta | Parciales | V. MAX | Vuelta | Parciales | V. MAX |
| 1ª - 1 | 0'46.046 | 0'46.046 | 170.348 | 0'47.011 | 0'47.011 | 166.41 | 0'45.587 | <u>0'45.587</u> | 174.758 | 0'46.602 | 0'46.602 | 170.887 | 0'47.245 | 0'47.245 | 137.932 | 0'48.305 | 0'48.305 | 167.442 |
| 1ª - 2 | 1'26.284 | 0'40.237 | | 1'27.190 | 0'40.179 | | 1'25.210 | <u>0'39.623</u> | | 1'26.731 | 0'40.128 | | 1'28.002 | 0'40.757 | | 1'29.044 | 0'40.739 | |
| 1ª - 3 | <u>1'59.911</u> | <u>0'33.628</u> | | 2'00.546 | <u>0'33.356</u> | | <u>1'58.633</u> | 0'33.422 | | 2'00.534 | <u>0'33.803</u> | | 2'06.654 | 0'38.653 | PIT | 2'03.063 | 0'34.019 | |
| 2ª - 1 | 0'46.867 | 0'46.867 | 170.079 | 0'46.127 | 0'46.127 | 167.442 | 0'46.752 | 0'46.752 | 169.279 | 0'46.233 | <u>0'46.233</u> | 174.194 | 1'51.771 | 1'51.771 | 74.329 | 0'46.864 | 0'46.864 | 176.471 |
| 2ª - 2 | 1'27.126 | 0'40.259 | | 1'26.072 | 0'39.945 | | 1'26.680 | 0'39.928 | | 1'26.055 | <u>0'39.821</u> | | 2'32.139 | 0'40.369 | | 1'26.902 | <u>0'40.039</u> | |
| 2ª - 3 | 2'00.851 | 0'33.725 | | 1'59.756 | 0'33.683 | | 2'00.186 | 0'33.506 | | <u>2'00.099</u> | 0'34.045 | | 3'05.832 | <u>0'33.692</u> | | <u>2'00.688</u> | <u>0'33.786</u> | |
| 3ª - 1 | 0'46.718 | 0'46.718 | 170.079 | 0'46.254 | 0'46.254 | 167.442 | 0'45.728 | 0'45.728 | 169.545 | 0'46.572 | 0'46.572 | 173.355 | 0'46.786 | 0'46.786 | 160 | 0'46.963 | 0'46.963 | 176.471 |
| 3ª - 2 | 1'26.771 | <u>0'40.053</u> | | 1'26.542 | 0'40.288 | | 1'25.436 | 0'39.707 | | 1'36.485 | 0'49.912 | | 1'27.142 | 0'40.356 | | 1'27.490 | 0'40.527 | |
| 3ª - 3 | 2'00.430 | 0'33.660 | | 2'00.004 | 0'33.461 | | 1'58.688 | 0'33.253 | | 2'18.622 | 0'42.137 | | 2'05.048 | 0'37.906 | PIT | 2'02.024 | 0'34.534 | |
| 4ª - 1 | 0'46.038 | <u>0'46.038</u> | 172.249 | 0'46.114 | 0'46.114 | 168.487 | 0'45.718 | 0'45.718 | 172.249 | 0'59.878 | 0'59.878 | 108.217 | 2'27.793 | 2'27.793 | 91.837 | 0'47.667 | 0'47.667 | 170.617 |
| 4ª - 2 | 1'26.377 | 0'40.339 | | 1'26.025 | <u>0'39.911</u> | | 1'25.601 | 0'39.882 | | 1'53.127 | 0'53.248 | | 3'08.174 | 0'40.381 | | 1'29.324 | 0'41.657 | |
| 4ª - 3 | 2'04.178 | 0'37.801 | | <u>1'59.466</u> | 0'33.440 | | 1'58.932 | 0'33.331 | | 2'30.555 | 0'37.428 | | 3'42.091 | 0'33.916 | | 2'08.667 | 0'39.343 | PIT |
| 5ª - 1 | 1'02.914 | 1'02.914 | 93.914 | 0'45.653 | <u>0'45.653</u> | 170.079 | 0'46.057 | 0'46.057 | 169.812 | 0'47.431 | 0'47.431 | 165.645 | 0'47.445 | 0'47.445 | 165.138 | 1'48.873 | 1'48.873 | 96.001 |
| 5ª - 2 | 1'49.540 | 0'46.626 | | 1'25.917 | 0'40.264 | | 1'25.989 | 0'39.932 | | 1'28.257 | 0'40.826 | | 1'27.731 | <u>0'40.287</u> | | 2'31.409 | 0'42.537 | |
| 5ª - 3 | 2'25.808 | 0'36.268 | | 1'59.860 | 0'33.942 | | 1'59.180 | <u>0'33.191</u> | | 2'02.476 | 0'34.219 | | 2'01.805 | 0'34.073 | | 3'05.955 | 0'34.545 | |
| 6ª - 1 | 0'53.725 | 0'53.725 | 135.85 | 0'46.514 | 0'46.514 | 167.702 | 0'45.888 | 0'45.888 | 172.524 | 0'47.315 | 0'47.315 | 168.487 | 0'46.746 | 0'46.746 | 166.925 | 0'46.932 | 0'46.932 | 170.887 |
| 6ª - 2 | 1'37.724 | 0'43.999 | | 1'26.752 | 0'40.238 | | 1'26.207 | 0'40.319 | | 1'27.996 | 0'40.681 | | 1'27.043 | 0'40.297 | | 1'27.121 | 0'40.190 | |
| 6ª - 3 | 2'16.402 | 0'38.678 | | 2'00.195 | 0'33.443 | | 2'14.914 | 0'48.707 | | 2'02.818 | 0'34.822 | | 2'00.900 | 0'33.857 | | 2'01.021 | 0'33.899 | |
| 7ª - 1 | 0'57.067 | 0'57.067 | 147.946 | 1'03.150 | 1'03.150 | 107.785 | 0'54.712 | 0'54.712 | 118.812 | 0'47.642 | 0'47.642 | 165.138 | 0'45.957 | <u>0'45.957</u> | 167.702 | 0'46.575 | <u>0'46.575</u> | 176.471 |
| 7ª - 2 | 1'41.792 | 0'44.725 | | 2'00.315 | 0'57.164 | | 1'44.508 | 0'49.796 | | 1'28.186 | 0'40.544 | | 1'26.307 | 0'40.351 | | 1'27.742 | 0'41.167 | |
| 7ª - 3 | 2'17.779 | 0'35.986 | | 2'38.179 | 0'37.864 | | 2'18.862 | 0'34.355 | | 2'02.827 | 0'34.641 | | <u>2'00.231</u> | 0'33.923 | | 2'01.541 | 0'33.799 | |
| 8ª - 1 | 0'53.860 | 0'53.860 | 175.041 | 0'47.489 | 0'47.489 | 167.442 | 0'47.226 | 0'47.226 | 168.225 | 0'59.199 | 0'59.199 | 112.735 | 0'46.411 | 0'46.411 | 167.702 | 1'28.660 | 1'28.660 | 174.194 |
| 8ª - 2 | 1'41.814 | 0'47.954 | | 1'28.148 | 0'40.659 | | 1'36.900 | 0'49.674 | | 1'59.574 | 1'00.374 | | 1'27.019 | 0'40.608 | | 2'10.355 | 0'41.695 | |
| 8ª - 3 | 2'16.004 | 0'34.189 | | 2'01.760 | 0'33.612 | | 2'21.072 | 0'44.172 | PIT | 2'39.441 | 0'39.868 | | 2'00.985 | 0'33.966 | | 2'44.865 | 0'34.510 | |
| 9ª - 1 | 0'47.271 | 0'47.271 | 169.015 | 0'46.466 | 0'46.466 | 171.702 | | | | 0'58.972 | 0'58.972 | 98.811 | 0'55.970 | 0'55.970 | 127.209 | 0'47.769 | 0'47.769 | 167.183 |
| 9ª - 2 | 1'27.739 | 0'40.468 | | 1'26.436 | 0'39.970 | | | | | 1'56.411 | 0'57.438 | | 1'51.378 | 0'55.408 | | 1'28.550 | 0'40.781 | |
| 9ª - 3 | 2'01.534 | 0'33.794 | | 2'00.034 | 0'33.599 | | | | | | | | | | | 2'20.640 | 0'52.090 | |
| 10ª - 1 | 1'01.261 | 1'01.261 | 112.15 | 0'56.286 | 0'56.286 | 115.509 | | | | | | | | | | 0'51.825 | 0'51.825 | 128.725 |
| 10ª - 2 | 1'59.731 | 0'58.469 | | 1'49.014 | 0'52.729 | | | | | | | | | | | 1'40.673 | 0'48.848 | |
| 10ª - 3 | | | | | | | | | | | | | | | | | | |

| Vuelta Ideal | |
|--------------|----------|
| 0'46.038 | 0'46.038 |
| 1'26.091 | 0'40.053 |
| 1'59.718 | 0'33.627 |

| Vuelta Ideal | |
|--------------|----------|
| 0'45.653 | 0'45.653 |
| 1'25.564 | 0'39.911 |
| 1'58.920 | 0'33.356 |

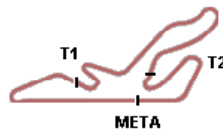
| Vuelta Ideal | |
|--------------|----------|
| 0'45.587 | 0'45.587 |
| 1'25.210 | 0'39.623 |
| 1'58.401 | 0'33.190 |

| Vuelta Ideal | |
|--------------|----------|
| 0'46.233 | 0'46.233 |
| 1'26.055 | 0'39.821 |
| 1'59.858 | 0'33.803 |

| Vuelta Ideal | |
|--------------|----------|
| 0'45.957 | 0'45.957 |
| 1'26.243 | 0'40.286 |
| 1'59.936 | 0'33.692 |

| Vuelta Ideal | |
|--------------|----------|
| 0'46.575 | 0'46.575 |
| 1'26.614 | 0'40.038 |
| 2'00.400 | 0'33.786 |

| Vuelta Mas Rapida Ideal | |
|-------------------------|----------|
| 0'45.231 | 0'45.231 |
| 1'24.269 | 0'39.038 |
| 1'57.122 | 0'32.853 |



Grupo A

Circuito del Jarama
6 de Abril de 2008

TIEMPOS POR VUELTA Entrenamientos

| Numero | 15 | | | 18 | | | 19 | | | 20 | | | 22 | | | 23 | | |
|---------|-----------------|-----------------|---------|-----------------|-----------------|---------|-----------------|-----------------|---------|-----------------|-----------------|---------|-----------------|-----------------|---------|-----------------|-----------------|---------|
| | Vuelta | Parciales | V. MAX | Vuelta | Parciales | V. MAX | Vuelta | Parciales | V. MAX | Vuelta | Parciales | V. MAX | Vuelta | Parciales | V. MAX | Vuelta | Parciales | V. MAX |
| 1ª - 1 | 0'47.243 | 0'47.243 | 162.651 | 0'46.722 | <u>0'46.722</u> | 169.279 | 0'47.540 | 0'47.540 | 167.702 | 0'52.358 | 0'52.358 | 156.296 | 0'49.824 | 0'49.824 | 142.858 | 0'46.462 | 0'46.462 | 169.279 |
| 1ª - 2 | 1'27.332 | 0'40.088 | | 1'27.856 | 0'41.133 | | 1'27.975 | 0'40.435 | | 1'39.367 | 0'47.010 | | 1'29.474 | 0'39.651 | | 1'26.634 | 0'40.173 | |
| 1ª - 3 | 2'00.845 | 0'33.513 | | 2'03.212 | 0'35.356 | | 2'01.758 | 0'33.783 | | 2'17.403 | 0'38.036 | | 2'04.748 | 0'35.273 | | 2'00.258 | 0'33.624 | |
| 2ª - 1 | 0'46.517 | 0'46.517 | 167.963 | 0'47.034 | 0'47.034 | 167.183 | 0'47.134 | 0'47.134 | 159.764 | 0'52.351 | 0'52.351 | 157.206 | 0'46.099 | 0'46.099 | 172.524 | 0'46.710 | 0'46.710 | 166.41 |
| 2ª - 2 | 1'26.485 | <u>0'39.968</u> | | 1'27.942 | 0'40.908 | | 1'27.087 | 0'39.953 | | 1'38.127 | 0'45.776 | | 1'25.250 | <u>0'39.150</u> | | 1'26.553 | 0'39.843 | |
| 2ª - 3 | <u>1'59.968</u> | <u>0'33.483</u> | | 2'02.300 | 0'34.358 | | 2'00.360 | 0'33.273 | | 2'14.895 | 0'36.768 | | <u>1'58.982</u> | <u>0'33.732</u> | | 1'59.930 | 0'33.376 | |
| 3ª - 1 | 0'46.400 | <u>0'46.400</u> | 173.914 | 0'47.388 | 0'47.388 | 166.925 | 0'46.459 | 0'46.459 | 168.487 | 0'50.656 | 0'50.656 | 151.899 | 0'53.932 | 0'53.932 | 175.041 | 0'46.478 | 0'46.478 | 166.667 |
| 3ª - 2 | 1'26.853 | 0'40.453 | | 1'28.121 | <u>0'40.733</u> | | 1'26.375 | 0'39.915 | | 1'36.042 | 0'45.386 | | 1'36.744 | 0'42.812 | | 1'26.345 | 0'39.866 | |
| 3ª - 3 | 2'00.654 | 0'33.802 | | <u>2'01.712</u> | <u>0'33.590</u> | | 1'59.541 | <u>0'33.166</u> | | 2'13.095 | 0'37.052 | | 2'11.486 | 0'34.742 | | 1'59.758 | 0'33.413 | |
| 4ª - 1 | 0'46.813 | 0'46.813 | 171.157 | 0'46.754 | 0'46.754 | 169.812 | 0'46.126 | <u>0'46.126</u> | 176.183 | 0'51.648 | 0'51.648 | 152.543 | 0'49.789 | 0'49.789 | 171.702 | 0'46.659 | 0'46.659 | 169.812 |
| 4ª - 2 | 1'27.192 | 0'40.379 | | 1'28.004 | 0'41.250 | | 1'26.031 | 0'39.905 | | 1'35.601 | 0'43.954 | | 1'29.434 | 0'39.645 | | 1'26.443 | <u>0'39.785</u> | |
| 4ª - 3 | 2'00.947 | 0'33.755 | | 2'02.047 | 0'34.043 | | <u>1'59.476</u> | 0'33.445 | | 2'11.615 | 0'36.014 | | 2'03.358 | 0'33.924 | | 1'59.529 | <u>0'33.086</u> | |
| 5ª - 1 | 0'46.950 | 0'46.950 | 170.887 | 0'47.757 | 0'47.757 | 167.442 | 0'46.403 | 0'46.403 | 171.975 | 0'50.284 | 0'50.284 | 161.677 | 0'45.665 | 0'45.665 | 173.355 | 0'46.021 | 0'46.021 | 176.471 |
| 5ª - 2 | 1'27.921 | 0'40.971 | | 1'28.936 | 0'41.179 | | 1'26.245 | <u>0'39.842</u> | | 1'37.331 | 0'47.047 | | 1'25.973 | 0'40.308 | | 1'26.031 | 0'40.011 | |
| 5ª - 3 | 2'02.249 | 0'34.328 | | 2'02.966 | 0'34.030 | | 1'59.716 | 0'33.471 | | 2'16.520 | 0'39.189 | | 1'59.779 | 0'33.806 | | <u>1'59.148</u> | 0'33.117 | |
| 6ª - 1 | 0'47.277 | 0'47.277 | 167.963 | 0'47.175 | 0'47.175 | 169.812 | 0'46.537 | 0'46.537 | 169.545 | 0'48.735 | 0'48.735 | 164.635 | 0'45.618 | <u>0'45.618</u> | 175.041 | 0'45.957 | <u>0'45.957</u> | 177.05 |
| 6ª - 2 | 1'28.093 | 0'40.815 | | 1'28.159 | 0'40.984 | | 1'26.447 | 0'39.910 | | 1'31.786 | 0'43.051 | | 1'28.982 | 0'43.363 | | 1'26.067 | 0'40.110 | |
| 6ª - 3 | 2'02.233 | 0'34.140 | | 2'03.822 | 0'35.663 | | 2'07.936 | 0'41.490 | PIT | 2'06.989 | 0'35.204 | | 2'17.512 | 0'48.530 | PIT | 2'00.146 | 0'34.079 | |
| 7ª - 1 | 0'48.635 | 0'48.635 | 169.015 | 0'47.572 | 0'47.572 | 167.442 | | | | 0'47.270 | <u>0'47.270</u> | 170.348 | | | | 0'55.946 | 0'55.946 | 113.805 |
| 7ª - 2 | 1'36.267 | 0'47.631 | | 1'28.554 | 0'40.982 | | | | | 1'30.673 | 0'43.404 | | | | | 1'47.004 | 0'51.059 | |
| 7ª - 3 | 2'13.457 | 0'37.191 | | 2'03.507 | 0'34.953 | | | | | 2'06.148 | 0'35.474 | | | | | 2'34.783 | 0'47.778 | PIT |
| 8ª - 1 | 0'50.828 | 0'50.828 | 166.41 | 0'48.305 | 0'48.305 | 165.645 | | | | 0'48.004 | 0'48.004 | 166.41 | | | | | | |
| 8ª - 2 | 1'35.065 | 0'44.236 | | 1'29.358 | 0'41.052 | | | | | 1'29.989 | <u>0'41.984</u> | | | | | | | |
| 8ª - 3 | 2'09.219 | 0'34.154 | | 2'03.959 | 0'34.602 | | | | | <u>2'04.962</u> | <u>0'34.973</u> | | | | | | | |
| 9ª - 1 | 0'48.126 | 0'48.126 | 165.899 | 0'48.163 | 0'48.163 | 166.154 | | | | 0'50.811 | 0'50.811 | 142.858 | | | | | | |
| 9ª - 2 | 1'31.679 | 0'43.553 | | 1'29.182 | 0'41.019 | | | | | 1'36.106 | 0'45.294 | | | | | | | |
| 9ª - 3 | 2'06.250 | 0'34.571 | | 2'03.921 | 0'34.739 | | | | | 2'11.404 | 0'35.299 | | | | | | | |
| 10ª - 1 | 1'01.690 | 1'01.690 | 99.816 | 0'47.260 | 0'47.260 | 165.391 | | | | 0'54.895 | 0'54.895 | 135.85 | | | | | | |
| 10ª - 2 | 2'01.699 | 1'00.009 | | 1'29.347 | 0'42.086 | | | | | | | | | | | | | |
| 10ª - 3 | | | | 2'03.495 | 0'34.149 | | | | | | | | | | | | | |

| Vuelta Ideal | |
|--------------|----------|
| 0'46.400 | 0'46.400 |
| 1'26.368 | 0'39.968 |
| 1'59.851 | 0'33.483 |

| Vuelta Ideal | |
|--------------|----------|
| 0'46.722 | 0'46.722 |
| 1'27.455 | 0'40.733 |
| 2'01.046 | 0'33.590 |

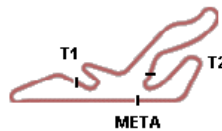
| Vuelta Ideal | |
|--------------|----------|
| 0'46.126 | 0'46.126 |
| 1'25.968 | 0'39.842 |
| 1'59.135 | 0'33.166 |

| Vuelta Ideal | |
|--------------|----------|
| 0'47.270 | 0'47.270 |
| 1'29.254 | 0'41.984 |
| 2'04.227 | 0'34.972 |

| Vuelta Ideal | |
|--------------|----------|
| 0'45.618 | 0'45.618 |
| 1'24.769 | 0'39.150 |
| 1'58.501 | 0'33.732 |

| Vuelta Ideal | |
|--------------|----------|
| 0'45.957 | 0'45.957 |
| 1'25.741 | 0'39.784 |
| 1'58.828 | 0'33.086 |

| Vuelta Mas Rapida Ideal | |
|-------------------------|----------|
| 0'45.231 | 0'45.231 |
| 1'24.269 | 0'39.038 |
| 1'57.122 | 0'32.853 |



Grupo A

Circuito del Jarama
6 de Abril de 2008

TIEMPOS POR VUELTA Entrenamientos

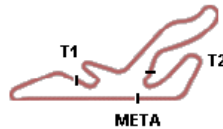
| Numero | 24 | | | 25 | | | 28 | | | 29 | | |
|---------|-----------------|-----------------|---------|-----------------|-----------------|---------|-----------------|-----------------|---------|-----------------|-----------------|---------|
| | Vuelta | Parciales | V. MAX | Vuelta | Parciales | V. MAX | Vuelta | Parciales | V. MAX | Vuelta | Parciales | V. MAX |
| 1ª - 1 | 0'57.681 | 0'57.681 | 99.9989 | 0'46.737 | 0'46.737 | 167.442 | 1'00.784 | 1'00.784 | 170.887 | 0'45.632 | 0'45.632 | 175.61 |
| 1ª - 2 | 1'42.890 | 0'45.209 | | 1'27.517 | 0'40.780 | | 1'42.476 | 0'41.693 | | 1'24.670 | <u>0'39.038</u> | |
| 1ª - 3 | 2'19.115 | <u>0'36.225</u> | | 2'00.974 | <u>0'33.457</u> | | 2'21.563 | 0'39.087 | | 2'07.286 | 0'42.616 | |
| 2ª - 1 | 0'51.091 | <u>0'51.091</u> | 99.9989 | 0'46.345 | <u>0'46.345</u> | 180.603 | 0'47.661 | 0'47.661 | 174.475 | 0'46.449 | 0'46.449 | 171.429 |
| 2ª - 2 | 1'34.429 | <u>0'43.338</u> | | 1'26.525 | <u>0'40.181</u> | | 1'30.113 | 0'42.452 | | 1'25.972 | 0'39.524 | |
| 2ª - 3 | <u>2'11.670</u> | 0'37.241 | | <u>2'00.300</u> | 0'33.774 | | 2'05.046 | 0'34.933 | | 1'58.976 | 0'33.003 | |
| 3ª - 1 | 0'56.507 | 0'56.507 | 123.57 | | | 168.751 | 0'47.266 | 0'47.266 | 174.475 | 0'45.951 | 0'45.951 | 173.914 |
| 3ª - 2 | 1'45.611 | 0'49.104 | | | | | 1'29.110 | 0'41.845 | | 1'25.398 | 0'39.448 | |
| 3ª - 3 | | | | | | | 2'03.436 | <u>0'34.326</u> | | <u>1'58.252</u> | <u>0'32.853</u> | |
| 4ª - 1 | | | | | | | 0'46.843 | 0'46.843 | 170.348 | 0'45.231 | <u>0'45.231</u> | 172.801 |
| 4ª - 2 | | | | | | | 1'27.552 | <u>0'40.709</u> | | 1'24.923 | 0'39.693 | |
| 4ª - 3 | | | | | | | <u>2'01.998</u> | 0'34.446 | | 1'58.269 | 0'33.345 | |
| 5ª - 1 | | | | | | | 0'46.609 | <u>0'46.609</u> | 173.077 | 0'45.275 | 0'45.275 | 171.429 |
| 5ª - 2 | | | | | | | 1'28.054 | 0'41.445 | | 1'25.117 | 0'39.842 | |
| 5ª - 3 | | | | | | | 2'06.493 | 0'38.439 | | 1'58.962 | 0'33.845 | |
| 6ª - 1 | | | | | | | 0'47.489 | 0'47.489 | 164.635 | 0'55.309 | 0'55.309 | 135.85 |
| 6ª - 2 | | | | | | | 1'28.548 | 0'41.059 | | 1'49.908 | 0'54.598 | |
| 6ª - 3 | | | | | | | 2'05.275 | 0'36.728 | | 2'36.184 | 0'46.277 | PIT |
| 7ª - 1 | | | | | | | 0'47.904 | 0'47.904 | 167.183 | | | |
| 7ª - 2 | | | | | | | 1'29.607 | 0'41.703 | | | | |
| 7ª - 3 | | | | | | | 2'09.427 | 0'39.820 | | | | |
| 8ª - 1 | | | | | | | 0'48.445 | 0'48.445 | 160.715 | | | |
| 8ª - 2 | | | | | | | 1'29.566 | 0'41.122 | | | | |
| 8ª - 3 | | | | | | | 2'04.248 | 0'34.682 | | | | |
| 9ª - 1 | | | | | | | 0'54.061 | 0'54.061 | 126.022 | | | |
| 9ª - 2 | | | | | | | 1'42.510 | 0'48.449 | | | | |
| 9ª - 3 | | | | | | | | | | | | |
| 10ª - 1 | | | | | | | | | | | | |
| 10ª - 2 | | | | | | | | | | | | |
| 10ª - 3 | | | | | | | | | | | | |

| Vuelta Ideal | |
|--------------|----------|
| 0'51.091 | 0'51.091 |
| 1'34.429 | 0'43.338 |
| 2'10.654 | 0'36.224 |

| Vuelta Ideal | |
|--------------|----------|
| 0'46.345 | 0'46.345 |
| 1'26.525 | 0'40.180 |
| 1'59.983 | 0'33.457 |

| Vuelta Ideal | |
|--------------|----------|
| 0'46.609 | 0'46.609 |
| 1'27.318 | 0'40.709 |
| 2'01.644 | 0'34.326 |

| Vuelta Ideal | |
|--------------|----------|
| 0'45.231 | 0'45.231 |
| 1'24.269 | 0'39.038 |
| 1'57.122 | 0'32.853 |



Grupo A

VELOCIDAD MAXIMA Entrenamientos

Circuito del Jarama
6 de Abril de 2008

| Ord. | Nº | Concursante | Piloto | Vehiculo | Km/h |
|------|----|-----------------|---------------------|----------|---------|
| 1 | 25 | | Michael Lepoutre | BMW | 180.603 |
| 2 | 23 | Club Jarama RAC | Angel Banus | Porsche | 177.050 |
| 3 | 14 | | Victorio Rossi | Porsche | 176.471 |
| 4 | 19 | Club Jarama RAC | Giorgio Vergara | Porsche | 176.183 |
| 5 | 29 | | Pedro Zapata | | 175.610 |
| 6 | 6 | | Jaime Carbó | Porsche | 175.041 |
| 7 | 7 | | Francisco Tobaruela | Megane | 175.041 |
| 8 | 22 | | Jordi Gaig | BMW | 175.041 |
| 9 | 10 | Club Jarama RAC | Manuel Banus | Porsche | 174.758 |
| 10 | 28 | | Antonio Riba | | 174.475 |
| 11 | 11 | | José Luis Garrido | BMW | 174.194 |
| 12 | 4 | Club Jarama RAC | Alvaro Banus | Porsche | 174.194 |
| 13 | 15 | | Mario Oriol | Porsche | 173.914 |
| 14 | 5 | | Armando Herosilla | BMW | 172.524 |
| 15 | 9 | | Rodrigo Hernando | Porsche | 171.702 |
| 16 | 3 | | Mauricio Bajo | Megane | 170.617 |
| 17 | 20 | | Pedro Goyoaga | BMW | 170.348 |
| 18 | 18 | | Antonio Puga | | 169.812 |
| 19 | 13 | | Enrique Martínez | BMW | 167.702 |
| 20 | 2 | | Mariano Cuadrado | Porsche | 166.410 |
| 21 | 1 | | Gustavo Gomar | BMW | 166.410 |
| 22 | 24 | | Emilio Lapaz | BMW | 123.570 |

Grupo A

PARRILLA DE SALIDA 1ª Carrera

Circuito del Jarama

6 de Abril de 2008

| Num. | Piloto | Tiempo | Fila | Num. | Piloto | Tiempo |
|-----------|---------------------|----------|----------------|-----------|--------------------|----------|
| | | | 11 | 24 | Emilio Lapaz | 2'11.670 |
| 2 | Mariano Cuadrado | 2'08.135 | 10 | 20 | Pedro Goyoaga | 2'04.962 |
| 28 | Antonio Riba | 2'01.998 | 9 | 18 | Antonio Puga | 2'01.712 |
| 1 | Gustavo Gomar | 2'00.944 | 8 | 14 | Victorio Rossi | 2'00.688 |
| 25 | Michael Lepoutre | 2'00.300 | 7 | 13 | Enrique Martínez | 2'00.231 |
| 6 | Jaime Carbó | 2'00.216 | 6 | 4 | Alvaro Banus | 2'00.169 |
| 11 | José Luis Garrido | 2'00.099 | 5 | 15 | Mario Oriol | 1'59.968 |
| 7 | Francisco Tobaruela | 1'59.911 | 4 | 5 | Armando Hermosilla | 1'59.892 |
| 19 | Giorgio Vergara | 1'59.476 | 3 | 9 | Rodrigo Hernando | 1'59.466 |
| 23 | Angel Banus | 1'59.148 | 2 | 3 | Mauricio Bajo | 1'59.085 |
| 22 | Jordi Gaig | 1'58.982 | 1 | 10 | Manuel Banus | 1'58.633 |
| 29 | Pedro Zapata | 1'58.252 | | | | |

LOS COMISARIOS DEPORTIVOS

JEFE de CRONOMETRAJE



Grupo B

Circuito del Jarama
6 de Abril de 2008

RESULTADOS Entrenamientos

| Ord. | Nº | Concursante | Piloto | Vehiculo | N.V. | V.R. | Tiempo | Dif 1º | Dif. Ant | Km/h |
|------|----|-----------------|-----------------------------|----------|------|------|----------|--------|----------|---------|
| 1 | 10 | Club Jarama RAC | Manuel Banus | Porsche | 11 | 2 | 1'58.183 | | | 117.276 |
| 2 | 19 | Club Jarama RAC | Jorge Banus | Porsche | 9 | 8 | 1'58.226 | 0"043 | 0"043 | 117.234 |
| 3 | 16 | | Pepón Sala | BMW | 12 | 10 | 1'58.469 | 0"286 | 0"243 | 116.992 |
| 4 | 4 | Club Jarama RAC | Alvaro Banus | Porsche | 11 | 2 | 1'58.540 | 0"357 | 0"071 | 116.923 |
| 5 | 3 | | Daniel Bajo | Megane | 11 | 2 | 1'58.559 | 0"376 | 0"019 | 116.903 |
| 6 | 14 | | Daniel Carretero | Porsche | 10 | 7 | 1'58.564 | 0"381 | 0"005 | 116.899 |
| 7 | 2 | | Daniel Cuadrado | Porsche | 10 | 7 | 1'59.171 | 0"988 | 0"607 | 116.304 |
| 8 | 6 | | César González Bueno | Porsche | 12 | 8 | 1'59.267 | 1"084 | 0"096 | 116.210 |
| 9 | 9 | | Rodrigo Hernando | Porsche | 12 | 2 | 1'59.345 | 1"162 | 0"078 | 116.134 |
| 10 | 13 | | Enrique Martínez | BMW | 7 | 2 | 1'59.418 | 1"235 | 0"073 | 116.062 |
| 11 | 22 | | Jordi Gaig | BMW | 12 | 2 | 1'59.503 | 1"320 | 0"085 | 115.981 |
| 12 | 25 | | Amaury Lepoutre | BMW | 11 | 7 | 1'59.665 | 1"482 | 0"162 | 115.824 |
| 13 | 23 | Club Jarama RAC | Luis Moreno de Cala | Porsche | 13 | 12 | 1'59.684 | 1"501 | 0"019 | 115.805 |
| 14 | 7 | | José Luis Bermúdez de Castr | Megane | 12 | 8 | 1'59.949 | 1"766 | 0"265 | 115.550 |
| 15 | 15 | | Mario Oriol | Porsche | 7 | 3 | 2'00.235 | 2"052 | 0"286 | 115.274 |
| 16 | 20 | | Pedro Goyoaga | BMW | 13 | 6 | 2'00.474 | 2"291 | 0"239 | 115.045 |
| 17 | 11 | | José Luis Garrido | BMW | 11 | 11 | 2'00.589 | 2"406 | 0"115 | 114.936 |
| 18 | 1 | | Gustavo Gomar | BMW | 5 | 3 | 2'00.947 | 2"764 | 0"358 | 114.596 |
| 19 | 18 | | | | 13 | 2 | 2'01.408 | 3"225 | 0"461 | 114.161 |
| 20 | 28 | | Julían Maria Rubio | | 10 | 5 | 2'03.453 | 5"270 | 2"045 | 112.269 |
| 21 | 24 | | José Luis Martinez | BMW | 12 | 8 | 2'05.088 | 6"905 | 1"635 | 110.802 |

Circuito del Jarama 05 de Abril de 2008

A las 16:56 Horas.



Santísima Trinidad 30 28010 MADRID
Tel y Fax 91.448.32.06
www.cronococa.com
e-mail: crono_coca@terra.es

EL DIRECTOR DE CARRERA

EL JEFE DE CRONOMETRAJE

Grupo B

Circuito del Jarama
6 de Abril de 2008

TIEMPOS POR VUELTA Entrenamientos

| Numero | 1 | | | 2 | | | 3 | | | 4 | | | 6 | | | 7 | | |
|---------|-----------------|-----------------|---------|-----------------|-----------------|---------|-----------------|-----------------|---------|-----------------|-----------------|---------|-----------------|-----------------|---------|-----------------|-----------------|---------|
| | Vuelta | Parciales | V. MAX | Vuelta | Parciales | V. MAX | Vuelta | Parciales | V. MAX | Vuelta | Parciales | V. MAX | Vuelta | Parciales | V. MAX | Vuelta | Parciales | V. MAX |
| 1ª - 1 | 0'47.004 | 0'47.004 | 169.545 | 0'47.524 | 0'47.524 | 170.617 | 0'45.911 | 0'45.911 | 180.001 | 0'45.667 | <u>0'45.667</u> | 178.513 | 0'46.617 | 0'46.617 | 180.301 | 0'47.698 | 0'47.698 | 170.617 |
| 1ª - 2 | 1'27.491 | <u>0'40.487</u> | | 1'30.838 | 0'43.314 | | 1'25.534 | <u>0'39.624</u> | | 1'25.298 | <u>0'39.632</u> | | 1'27.168 | 0'40.551 | | 1'28.614 | 0'40.916 | |
| 1ª - 3 | 2'01.186 | 0'33.695 | | 2'04.394 | 0'33.556 | | <u>1'58.559</u> | <u>0'33.025</u> | | <u>1'58.540</u> | <u>0'33.241</u> | | 2'00.741 | 0'33.573 | | 2'02.481 | 0'33.867 | |
| 2ª - 1 | 0'46.587 | <u>0'46.587</u> | 169.812 | 0'46.709 | 0'46.709 | 171.975 | 0'46.222 | 0'46.222 | 180.001 | 0'45.748 | 0'45.748 | 176.76 | 0'46.445 | 0'46.445 | 177.05 | 0'47.921 | 0'47.921 | 172.524 |
| 2ª - 2 | 1'27.172 | 0'40.585 | | 1'26.996 | 0'40.287 | | 1'30.319 | 0'44.096 | | 1'25.494 | 0'39.747 | | 1'26.680 | 0'40.234 | | 1'29.035 | 0'41.114 | |
| 2ª - 3 | <u>2'00.947</u> | 0'33.774 | | 2'00.075 | 0'33.079 | | 2'04.732 | 0'34.413 | | 1'58.740 | 0'33.246 | | 2'00.288 | 0'33.608 | | 2'03.675 | 0'34.640 | |
| 3ª - 1 | 0'46.852 | 0'46.852 | 169.545 | 0'46.137 | 0'46.137 | 175.041 | 0'45.744 | 0'45.744 | 176.76 | 0'52.724 | 0'52.724 | 167.702 | 0'46.773 | 0'46.773 | 179.105 | 0'46.885 | 0'46.885 | 175.041 |
| 3ª - 2 | 1'28.649 | 0'41.797 | | 1'26.197 | 0'40.060 | | 1'25.432 | 0'39.688 | | 1'42.942 | 0'50.218 | | 1'26.763 | 0'39.990 | | 1'27.301 | 0'40.416 | |
| 3ª - 3 | 2'02.328 | <u>0'33.679</u> | | 1'59.226 | <u>0'33.028</u> | | 1'58.839 | 0'33.406 | | 2'16.751 | 0'33.809 | | 2'00.644 | 0'33.880 | | 2'01.748 | 0'34.447 | |
| 4ª - 1 | 0'47.061 | 0'47.061 | 174.475 | 0'46.517 | 0'46.517 | 175.325 | 0'53.139 | 0'53.139 | 177.05 | 0'46.006 | 0'46.006 | 172.801 | 0'59.758 | 0'59.758 | 171.975 | 0'48.418 | 0'48.418 | 161.677 |
| 4ª - 2 | 1'31.228 | 0'44.168 | | 1'27.147 | 0'40.631 | | 1'37.231 | 0'44.091 | | 1'26.154 | 0'40.148 | | 2'06.102 | 1'06.345 | | 1'36.957 | 0'48.539 | |
| 4ª - 3 | 2'16.618 | 0'45.390 | PIT | 2'01.008 | 0'33.861 | | 2'11.228 | 0'33.998 | | 1'59.904 | 0'33.750 | | 2'42.608 | 0'36.505 | | 2'12.947 | 0'35.990 | |
| 5ª - 1 | | | | 0'46.197 | 0'46.197 | 169.812 | 0'45.690 | 0'45.690 | 175.041 | 0'46.777 | 0'46.777 | 171.975 | 0'53.366 | 0'53.366 | 172.801 | 0'46.324 | 0'46.324 | 172.249 |
| 5ª - 2 | | | | 1'26.852 | 0'40.655 | | 1'27.142 | 0'41.452 | | 1'27.152 | 0'40.375 | | 1'47.350 | 0'53.984 | | 1'26.668 | 0'40.344 | |
| 5ª - 3 | | | | 2'00.137 | 0'33.285 | | 2'00.712 | 0'33.569 | | 2'00.941 | 0'33.789 | | 2'24.224 | 0'36.874 | | 2'00.428 | 0'33.760 | |
| 6ª - 1 | | | | 0'46.063 | <u>0'46.063</u> | 172.249 | 0'45.585 | <u>0'45.585</u> | 175.896 | 0'58.793 | 0'58.793 | 129.033 | 0'51.538 | 0'51.538 | 181.209 | 0'47.743 | 0'47.743 | 154.066 |
| 6ª - 2 | | | | 1'26.057 | <u>0'39.995</u> | | 1'25.305 | 0'39.720 | | 1'58.707 | 0'59.915 | | 1'42.059 | 0'50.520 | | 1'28.342 | 0'40.599 | |
| 6ª - 3 | | | | <u>1'59.171</u> | 0'33.113 | | 1'58.688 | 0'33.383 | | 2'33.387 | 0'34.680 | | 2'15.675 | 0'33.617 | | 2'02.098 | 0'33.756 | |
| 7ª - 1 | | | | 0'46.176 | 0'46.176 | 177.05 | 0'45.616 | 0'45.616 | 177.05 | 0'48.132 | 0'48.132 | 168.225 | 0'46.035 | <u>0'46.035</u> | 176.471 | 0'46.226 | 0'46.226 | 176.183 |
| 7ª - 2 | | | | 1'26.591 | 0'40.415 | | 1'33.870 | 0'48.254 | | 1'41.264 | 0'53.133 | | 1'25.855 | <u>0'39.820</u> | | 1'26.360 | 0'40.133 | |
| 7ª - 3 | | | | 2'00.081 | 0'33.490 | | 2'08.133 | 0'34.264 | | 2'16.139 | 0'34.874 | | <u>1'59.267</u> | <u>0'33.412</u> | | <u>1'59.949</u> | <u>0'33.589</u> | |
| 8ª - 1 | | | | 0'46.151 | 0'46.151 | 168.487 | 0'45.993 | 0'45.993 | 173.634 | 0'46.328 | 0'46.328 | 172.249 | 0'46.495 | 0'46.495 | 173.634 | 0'48.127 | 0'48.127 | 171.157 |
| 8ª - 2 | | | | 1'26.505 | 0'40.354 | | 1'26.010 | 0'40.016 | | 1'26.531 | 0'40.202 | | 1'26.855 | 0'40.360 | | 1'32.610 | 0'44.483 | |
| 8ª - 3 | | | | 1'59.946 | 0'33.441 | | 1'59.550 | 0'33.541 | | 1'59.832 | 0'33.301 | | 2'00.523 | 0'33.669 | | 2'08.789 | 0'36.179 | |
| 9ª - 1 | | | | 0'57.595 | 0'57.595 | 133.334 | 0'45.816 | 0'45.816 | 175.041 | 0'46.286 | 0'46.286 | 168.751 | 0'50.569 | 0'50.569 | 171.429 | 0'52.018 | 0'52.018 | 140.625 |
| 9ª - 2 | | | | 1'55.347 | 0'57.752 | | 1'25.459 | 0'39.643 | | 1'26.593 | 0'40.307 | | 1'47.268 | 0'56.699 | | 1'39.117 | 0'47.099 | |
| 9ª - 3 | | | | 2'44.002 | 0'48.655 | PIT | 1'58.732 | 0'33.273 | | 2'00.498 | 0'33.905 | | 2'22.854 | 0'35.586 | | 2'13.008 | 0'33.891 | |
| 10ª - 1 | | | | | | | 0'50.815 | 0'50.815 | 145.357 | 0'57.514 | 0'57.514 | 137.405 | 0'47.576 | 0'47.576 | 170.617 | 0'49.873 | 0'49.873 | 170.617 |
| 10ª - 2 | | | | | | | 1'39.476 | 0'48.660 | | 1'57.294 | 0'59.780 | | 1'28.014 | 0'40.438 | | 1'35.750 | 0'45.877 | |
| 10ª - 3 | | | | | | | 2'26.034 | 0'46.558 | PIT | 2'48.449 | 0'51.155 | | 2'23.195 | 0'55.181 | | 2'09.932 | 0'34.182 | |
| 11ª - 1 | | | | | | | | | | | | | 0'56.536 | 0'56.536 | 106.3 | 0'46.146 | <u>0'46.146</u> | 171.702 |
| 11ª - 2 | | | | | | | | | | | | | 1'43.127 | 0'46.592 | | 1'26.082 | <u>0'39.936</u> | |
| 11ª - 3 | | | | | | | | | | | | | 2'17.671 | 0'34.543 | | 2'00.353 | 0'34.270 | |
| 12ª - 1 | | | | | | | | | | | | | 0'54.957 | 0'54.957 | 121.622 | 0'56.905 | 0'56.905 | 121.759 |
| 12ª - 2 | | | | | | | | | | | | | 1'58.903 | 1'03.946 | | 1'50.511 | 0'53.606 | |
| 12ª - 3 | | | | | | | | | | | | | | | | | | |

| Vuelta Ideal | |
|--------------|----------|
| 0'46.587 | 0'46.587 |
| 1'27.074 | 0'40.487 |
| 2'00.754 | 0'33.679 |

| Vuelta Ideal | |
|--------------|----------|
| 0'46.063 | 0'46.063 |
| 1'26.057 | 0'39.994 |
| 1'59.086 | 0'33.028 |

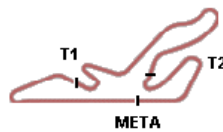
| Vuelta Ideal | |
|--------------|----------|
| 0'45.585 | 0'45.585 |
| 1'25.209 | 0'39.623 |
| 1'58.234 | 0'33.025 |

| Vuelta Ideal | |
|--------------|----------|
| 0'45.667 | 0'45.667 |
| 1'25.298 | 0'39.631 |
| 1'58.540 | 0'33.241 |

| Vuelta Ideal | |
|--------------|----------|
| 0'46.035 | 0'46.035 |
| 1'25.855 | 0'39.820 |
| 1'59.267 | 0'33.411 |

| Vuelta Ideal | |
|--------------|----------|
| 0'46.146 | 0'46.146 |
| 1'26.082 | 0'39.936 |
| 1'59.671 | 0'33.589 |

| Vuelta Mas Rapida Ideal | |
|-------------------------|----------|
| 0'45.428 | 0'45.428 |
| 1'24.894 | 0'39.466 |
| 1'57.791 | 0'32.897 |



Grupo B

Circuito del Jarama
6 de Abril de 2008

TIEMPOS POR VUELTA Entrenamientos

| Numero | 9 | | | 10 | | | 11 | | | 13 | | | 14 | | | 15 | | |
|---------|-----------------|-----------------|---------|-----------------|-----------------|---------|-----------------|-----------------|---------|-----------------|-----------------|---------|-----------------|-----------------|---------|-----------------|-----------------|---------|
| | Vuelta | Parciales | V. MAX | Vuelta | Parciales | V. MAX | Vuelta | Parciales | V. MAX | Vuelta | Parciales | V. MAX | Vuelta | Parciales | V. MAX | Vuelta | Parciales | V. MAX |
| 1ª - 1 | 0'45.764 | <u>0'45.764</u> | 175.61 | 0'45.625 | <u>0'45.625</u> | 174.758 | 0'56.824 | 0'56.824 | 174.194 | 0'46.309 | 0'46.309 | 180.603 | 0'46.541 | 0'46.541 | 175.041 | 0'46.292 | <u>0'46.292</u> | 176.471 |
| 1ª - 2 | 1'25.849 | 0'40.086 | | 1'25.213 | 0'39.588 | | 1'38.629 | 0'41.804 | | 1'25.938 | <u>0'39.629</u> | | 1'26.170 | 0'39.629 | | 1'27.440 | 0'41.148 | |
| 1ª - 3 | <u>1'59.345</u> | 0'33.495 | | <u>1'58.183</u> | <u>0'32.970</u> | | 2'14.460 | 0'35.832 | | <u>1'59.418</u> | 0'33.480 | | 1'59.526 | 0'33.356 | | 2'00.915 | <u>0'33.474</u> | |
| 2ª - 1 | 0'47.032 | 0'47.032 | 173.077 | 0'45.665 | 0'45.665 | 177.05 | 0'46.834 | 0'46.834 | 171.975 | 0'46.281 | 0'46.281 | 175.896 | 0'46.499 | 0'46.499 | 173.355 | 0'46.337 | 0'46.337 | 176.183 |
| 2ª - 2 | 1'26.822 | <u>0'39.789</u> | | 1'30.339 | 0'44.675 | | 1'26.897 | <u>0'40.062</u> | | 1'26.829 | 0'40.548 | | 1'26.360 | 0'39.861 | | 1'26.635 | <u>0'40.299</u> | |
| 2ª - 3 | 2'00.036 | 0'33.214 | | 2'05.138 | 0'34.799 | | 2'00.976 | 0'34.080 | | 2'00.327 | 0'33.498 | | 1'59.832 | 0'33.472 | | <u>2'00.235</u> | 0'33.600 | |
| 3ª - 1 | 0'47.186 | 0'47.186 | 173.914 | 0'46.130 | 0'46.130 | 172.249 | 0'46.875 | 0'46.875 | 172.524 | 0'45.913 | <u>0'45.913</u> | 175.041 | 0'46.498 | 0'46.498 | 173.355 | 0'46.618 | 0'46.618 | 174.475 |
| 3ª - 2 | 1'27.456 | 0'40.271 | | 1'26.087 | 0'39.957 | | 1'27.420 | 0'40.545 | | 1'26.394 | 0'40.481 | | 1'26.639 | 0'40.142 | | 1'28.044 | 0'41.426 | |
| 3ª - 3 | 2'00.610 | <u>0'33.154</u> | | 1'59.409 | 0'33.322 | | 2'01.524 | 0'34.104 | | 1'59.540 | <u>0'33.146</u> | | 2'07.070 | 0'40.431 | PIT | 2'02.016 | 0'33.972 | |
| 4ª - 1 | 0'45.870 | 0'45.870 | 172.801 | 0'52.773 | 0'52.773 | 123.57 | 1'00.326 | 1'00.326 | 103.947 | 0'46.087 | 0'46.087 | 177.925 | 2'51.550 | 2'51.550 | 68.703 | 0'48.925 | 0'48.925 | 166.925 |
| 4ª - 2 | 1'26.175 | 0'40.305 | | 1'43.471 | 0'50.698 | | 1'58.153 | 0'57.827 | | 1'27.512 | 0'41.426 | | 3'42.539 | 0'50.989 | | 1'36.741 | 0'47.815 | |
| 4ª - 3 | 1'59.446 | 0'33.271 | | 2'18.986 | 0'35.515 | | 2'44.300 | 0'46.147 | | 2'01.896 | 0'34.383 | | 4'19.828 | 0'37.289 | | 2'15.307 | 0'38.567 | |
| 5ª - 1 | 0'46.470 | 0'46.470 | 171.429 | 0'45.803 | 0'45.803 | 173.634 | 0'48.334 | 0'48.334 | 166.925 | 0'46.542 | 0'46.542 | 168.751 | 0'45.428 | <u>0'45.428</u> | 174.475 | 0'47.476 | 0'47.476 | 170.617 |
| 5ª - 2 | 1'26.712 | 0'40.243 | | 1'25.269 | <u>0'39.466</u> | | 1'29.313 | 0'40.979 | | 1'28.680 | 0'42.138 | | 1'25.338 | 0'39.910 | | 1'28.537 | 0'41.061 | |
| 5ª - 3 | 1'59.977 | 0'33.265 | | 1'58.559 | 0'33.291 | | 2'03.597 | 0'34.284 | | 2'02.820 | 0'34.140 | | 1'58.940 | 0'33.603 | | 2'02.404 | 0'33.867 | |
| 6ª - 1 | 0'45.915 | 0'45.915 | 171.975 | 0'45.813 | 0'45.813 | 178.808 | 0'47.466 | 0'47.466 | 170.079 | 0'57.337 | 0'57.337 | 165.645 | 0'45.691 | 0'45.691 | 175.896 | 0'50.309 | 0'50.309 | 171.702 |
| 6ª - 2 | 1'26.288 | 0'40.373 | | 1'25.608 | 0'39.795 | | 1'27.654 | 0'40.188 | | 2'02.811 | 1'05.475 | | 1'25.318 | <u>0'39.627</u> | | 1'56.415 | 1'06.105 | |
| 6ª - 3 | 2'00.105 | 0'33.817 | | 1'58.989 | 0'33.382 | | 2'01.618 | 0'33.965 | | 2'55.817 | 0'53.006 | PIT | <u>1'58.564</u> | 0'33.246 | | 2'57.760 | 1'01.345 | PIT |
| 7ª - 1 | 0'46.059 | 0'46.059 | 168.225 | 0'47.588 | 0'47.588 | 170.887 | 0'46.732 | 0'46.732 | 170.079 | | | | 0'46.515 | 0'46.515 | 172.801 | | | |
| 7ª - 2 | 1'26.434 | 0'40.375 | | 1'27.360 | 0'39.772 | | 1'27.084 | 0'40.352 | | | | | 1'26.415 | 0'39.900 | | | | |
| 7ª - 3 | 1'59.911 | 0'33.478 | | 2'00.595 | 0'33.235 | | 2'01.144 | 0'34.060 | | | | | 1'59.636 | <u>0'33.221</u> | | | | |
| 8ª - 1 | 0'46.204 | 0'46.204 | 168.225 | 0'45.632 | 0'45.632 | 175.61 | 0'55.897 | 0'55.897 | 152.113 | | | | 0'58.429 | 0'58.429 | 135.509 | | | |
| 8ª - 2 | 1'26.349 | 0'40.145 | | 1'25.476 | 0'39.845 | | 1'59.580 | 1'03.683 | | | | | 2'01.374 | 1'02.945 | | | | |
| 8ª - 3 | 2'00.012 | 0'33.663 | | 2'01.457 | 0'35.980 | | 2'49.728 | 0'50.148 | | | | | 2'38.648 | 0'37.274 | | | | |
| 9ª - 1 | 1'11.894 | 1'11.894 | 110.77 | 0'55.928 | 0'55.928 | 114.894 | 1'04.612 | 1'04.612 | 98.902 | | | | 0'45.974 | 0'45.974 | 170.348 | | | |
| 9ª - 2 | 2'09.137 | 0'57.243 | | 1'49.218 | 0'53.291 | | 1'52.987 | 0'48.375 | | | | | 1'25.720 | 0'39.745 | | | | |
| 9ª - 3 | 2'55.493 | 0'46.356 | | 2'25.197 | 0'35.979 | | 2'27.648 | 0'34.661 | | | | | 1'59.008 | 0'33.289 | | | | |
| 10ª - 1 | 0'47.015 | 0'47.015 | 166.154 | 0'51.893 | 0'51.893 | 122.449 | 0'46.481 | <u>0'46.481</u> | 171.429 | | | | 1'02.490 | 1'02.490 | 98.272 | | | |
| 10ª - 2 | 1'27.101 | 0'40.086 | | 1'43.322 | 0'51.429 | | 1'26.645 | 0'40.164 | | | | | 2'06.406 | 1'03.916 | | | | |
| 10ª - 3 | 2'00.523 | 0'33.422 | | 2'28.716 | 0'45.394 | PIT | <u>2'00.589</u> | <u>0'33.944</u> | | | | | | | | | | |
| 11ª - 1 | 0'45.983 | 0'45.983 | 169.545 | | | | 0'58.196 | 0'58.196 | 130.121 | | | | | | | | | |
| 11ª - 2 | 1'26.258 | 0'40.275 | | | | | 1'57.404 | 0'59.209 | | | | | | | | | | |
| 11ª - 3 | 1'59.567 | 0'33.310 | | | | | | | | | | | | | | | | |
| 12ª - 1 | 1'00.931 | 1'00.931 | 107.356 | | | | | | | | | | | | | | | |
| 12ª - 2 | 2'08.097 | 1'07.166 | | | | | | | | | | | | | | | | |
| 12ª - 3 | | | | | | | | | | | | | | | | | | |

| Vuelta Ideal | |
|--------------|----------|
| 0'45.764 | 0'45.764 |
| 1'25.553 | 0'39.789 |
| 1'58.707 | 0'33.154 |

| Vuelta Ideal | |
|--------------|----------|
| 0'45.625 | 0'45.625 |
| 1'25.091 | 0'39.466 |
| 1'58.061 | 0'32.970 |

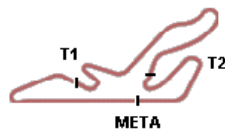
| Vuelta Ideal | |
|--------------|----------|
| 0'46.481 | 0'46.481 |
| 1'26.543 | 0'40.062 |
| 2'00.487 | 0'33.943 |

| Vuelta Ideal | |
|--------------|----------|
| 0'45.913 | 0'45.913 |
| 1'25.542 | 0'39.629 |
| 1'58.688 | 0'33.146 |

| Vuelta Ideal | |
|--------------|----------|
| 0'45.428 | 0'45.428 |
| 1'25.055 | 0'39.627 |
| 1'58.275 | 0'33.220 |

| Vuelta Ideal | |
|--------------|----------|
| 0'46.292 | 0'46.292 |
| 1'26.591 | 0'40.298 |
| 2'00.065 | 0'33.474 |

| Vuelta Mas Rapida Ideal | |
|-------------------------|----------|
| 0'45.428 | 0'45.428 |
| 1'24.894 | 0'39.466 |
| 1'57.791 | 0'32.897 |



Grupo B

Circuito del Jarama
6 de Abril de 2008

TIEMPOS POR VUELTA Entrenamientos

| Numero | 16 | | | 18 | | | 19 | | | 20 | | | 22 | | | 23 | | |
|---------|-----------------|-----------------|---------|-----------------|-----------------|---------|-----------------|-----------------|---------|-----------------|-----------------|---------|-----------------|-----------------|---------|-----------------|-----------------|---------|
| | Vuelta | Parciales | V. MAX | Vuelta | Parciales | V. MAX | Vuelta | Parciales | V. MAX | Vuelta | Parciales | V. MAX | Vuelta | Parciales | V. MAX | Vuelta | Parciales | V. MAX |
| 1ª - 1 | 0'46.037 | 0'46.037 | 169.015 | 0'46.898 | <u>0'46.898</u> | 171.157 | 0'46.261 | 0'46.261 | 171.975 | 0'47.197 | 0'47.197 | 170.348 | 0'46.156 | 0'46.156 | 173.355 | 0'46.552 | 0'46.552 | 169.015 |
| 1ª - 2 | 1'26.181 | 0'40.144 | | 1'27.473 | <u>0'40.575</u> | | 1'26.041 | 0'39.780 | | 1'27.708 | 0'40.511 | | 1'25.798 | <u>0'39.643</u> | | 1'26.512 | 0'39.960 | |
| 1ª - 3 | 1'59.161 | 0'32.980 | | <u>2'01.408</u> | 0'33.935 | | 1'59.318 | 0'33.277 | | 2'01.691 | 0'33.983 | | <u>1'59.503</u> | 0'33.704 | | 1'59.856 | <u>0'33.344</u> | |
| 2ª - 1 | 0'45.617 | 0'45.617 | 171.975 | 0'48.038 | 0'48.038 | 171.702 | 0'46.353 | 0'46.353 | 173.077 | 0'46.795 | 0'46.795 | 173.077 | 0'55.441 | 0'55.441 | 175.61 | 0'46.802 | 0'46.802 | 169.545 |
| 2ª - 2 | 1'25.694 | 0'40.077 | | 1'28.849 | 0'40.810 | | 1'26.143 | 0'39.789 | | 1'27.190 | 0'40.395 | | 1'35.132 | 0'39.691 | | 1'26.658 | 0'39.856 | |
| 2ª - 3 | 1'58.868 | 0'33.174 | | 2'02.639 | <u>0'33.791</u> | | 1'59.126 | 0'32.983 | | 2'01.424 | 0'34.234 | | 2'09.043 | 0'33.911 | | 2'00.123 | 0'33.465 | |
| 3ª - 1 | 0'46.067 | 0'46.067 | 173.355 | 0'47.114 | 0'47.114 | 173.634 | 0'50.650 | 0'50.650 | 137.23 | 0'46.961 | 0'46.961 | 172.249 | 0'46.440 | 0'46.440 | 173.634 | 0'52.641 | 0'52.641 | 148.556 |
| 3ª - 2 | 1'26.584 | 0'40.518 | | 1'28.340 | 0'41.225 | | 1'40.252 | 0'49.601 | | 1'27.260 | 0'40.299 | | 1'26.228 | 0'39.789 | | 1'35.256 | 0'42.615 | |
| 3ª - 3 | 1'59.998 | 0'33.413 | | 2'02.487 | 0'34.147 | | 2'15.188 | 0'34.937 | | 2'01.129 | 0'33.869 | | 1'59.850 | 0'33.621 | | 2'09.059 | 0'33.803 | |
| 4ª - 1 | 0'47.237 | 0'47.237 | 164.635 | 0'47.601 | 0'47.601 | 171.429 | 0'46.032 | 0'46.032 | 171.429 | 0'46.794 | 0'46.794 | 172.801 | 0'45.974 | <u>0'45.974</u> | 174.194 | 0'46.542 | 0'46.542 | 173.077 |
| 4ª - 2 | 1'28.385 | 0'41.147 | | 1'28.820 | 0'41.220 | | 1'26.152 | 0'40.120 | | 1'27.553 | 0'40.758 | | 1'26.189 | 0'40.215 | | 1'36.875 | 0'50.333 | |
| 4ª - 3 | 2'10.089 | 0'41.704 | PIT | 2'03.099 | 0'34.278 | | 1'59.440 | 0'33.288 | | 2'01.467 | 0'33.914 | | 1'59.635 | <u>0'33.446</u> | | 2'13.206 | 0'36.331 | |
| 5ª - 1 | 4'08.654 | 4'08.654 | 75.737 | 0'47.596 | 0'47.596 | 169.812 | 0'45.930 | 0'45.930 | 170.617 | 0'46.227 | <u>0'46.227</u> | 173.077 | 0'47.494 | 0'47.494 | 174.475 | 0'46.613 | 0'46.613 | 172.801 |
| 5ª - 2 | 4'59.099 | 0'50.444 | | 1'28.399 | 0'40.803 | | 1'26.466 | 0'40.535 | | 1'27.434 | 0'40.576 | | 1'27.434 | 0'39.939 | | 1'26.820 | 0'40.207 | |
| 5ª - 3 | 5'33.080 | 0'33.981 | | 2'02.847 | 0'34.448 | | 1'59.794 | 0'33.328 | | <u>2'00.474</u> | 0'33.671 | | 2'01.597 | 0'34.163 | | 2'01.081 | 0'34.261 | |
| 6ª - 1 | 0'45.765 | 0'45.765 | 171.429 | 0'46.938 | 0'46.938 | 173.077 | 0'53.797 | 0'53.797 | 121.622 | 0'46.409 | 0'46.409 | 174.475 | 0'48.133 | 0'48.133 | 174.194 | 0'46.637 | 0'46.637 | 172.801 |
| 6ª - 2 | 1'25.582 | <u>0'39.816</u> | | 1'28.176 | 0'41.238 | | 1'49.208 | 0'55.411 | | 1'26.892 | 0'40.484 | | 1'31.038 | 0'42.904 | | 1'26.654 | 0'40.017 | |
| 6ª - 3 | 1'58.608 | 0'33.027 | | 2'02.072 | 0'33.895 | | 2'22.901 | 0'33.693 | | 2'00.508 | 0'33.615 | | 2'04.742 | 0'33.705 | | 2'00.887 | 0'34.234 | |
| 7ª - 1 | 0'45.594 | 0'45.594 | 172.249 | 0'47.169 | 0'47.169 | 169.545 | 0'45.801 | <u>0'45.801</u> | 173.355 | 0'47.136 | 0'47.136 | 171.429 | 0'46.428 | 0'46.428 | 171.429 | 0'46.690 | 0'46.690 | 169.279 |
| 7ª - 2 | 1'25.637 | 0'40.043 | | 1'28.222 | 0'41.053 | | 1'25.293 | <u>0'39.492</u> | | 1'27.615 | 0'40.479 | | 1'26.609 | 0'40.181 | | 1'26.813 | 0'40.123 | |
| 7ª - 3 | 1'58.534 | <u>0'32.897</u> | | 2'02.260 | 0'34.037 | | <u>1'58.226</u> | <u>0'32.933</u> | | 2'01.386 | 0'33.771 | | 2'00.601 | 0'33.992 | | 2'00.245 | 0'33.432 | |
| 8ª - 1 | 0'45.539 | <u>0'45.539</u> | 172.524 | 0'470000 | 0'470000 | 170.079 | 0'49.862 | 0'49.862 | 178.808 | 0'46.571 | 0'46.571 | 172.249 | 0'49.983 | 0'49.983 | 157.435 | 0'46.815 | 0'46.815 | 167.702 |
| 8ª - 2 | 1'25.611 | 0'40.072 | | 1'28.330 | 0'41.331 | | 1'38.510 | 0'48.648 | | 1'27.018 | 0'40.447 | | 1'30.409 | 0'40.426 | | 1'26.358 | <u>0'39.543</u> | |
| 8ª - 3 | 1'58.581 | 0'32.970 | | 2'02.894 | 0'34.564 | | 2'19.008 | 0'40.497 | PIT | 2'00.680 | 0'33.662 | | 2'04.347 | 0'33.939 | | 2'00.059 | 0'33.701 | |
| 9ª - 1 | 0'45.630 | 0'45.630 | 170.617 | 0'47.768 | 0'47.768 | 169.279 | | | | 0'46.529 | 0'46.529 | 172.249 | 0'46.510 | 0'46.510 | 172.801 | 0'47.498 | 0'47.498 | 167.963 |
| 9ª - 2 | 1'25.494 | 0'39.864 | | 1'29.330 | 0'41.562 | | | | | 1'26.881 | 0'40.353 | | 1'26.351 | 0'39.840 | | 1'36.555 | 0'49.057 | |
| 9ª - 3 | <u>1'58.469</u> | 0'32.975 | | 2'03.360 | 0'34.030 | | | | | 2'00.559 | 0'33.678 | | 2'00.465 | 0'34.114 | | 2'11.174 | 0'34.619 | |
| 10ª - 1 | 0'45.561 | 0'45.561 | 171.429 | 0'46.934 | 0'46.934 | 170.348 | | | | 0'46.767 | 0'46.767 | 171.975 | 0'46.212 | 0'46.212 | 172.524 | 0'46.758 | 0'46.758 | 167.702 |
| 10ª - 2 | 1'25.549 | 0'39.988 | | 1'28.572 | 0'41.637 | | | | | 1'27.539 | 0'40.772 | | 1'25.886 | 0'39.675 | | 1'30.152 | 0'43.394 | |
| 10ª - 3 | 1'58.859 | 0'33.310 | | 2'02.862 | 0'34.290 | | | | | 2'00.995 | <u>0'33.456</u> | | 1'59.570 | 0'33.683 | | 2'03.762 | 0'33.610 | |
| 11ª - 1 | 0'57.546 | 0'57.546 | 137.58 | 0'47.676 | 0'47.676 | 167.963 | | | | 0'46.735 | 0'46.735 | 177.632 | 0'53.059 | 0'53.059 | 162.407 | 0'45.989 | <u>0'45.989</u> | 169.545 |
| 11ª - 2 | 1'53.148 | 0'55.602 | | 1'29.101 | 0'41.425 | | | | | 1'27.364 | 0'40.629 | | 1'43.182 | 0'50.122 | | 1'25.712 | 0'39.722 | |
| 11ª - 3 | 2'51.938 | 0'58.790 | PIT | 2'03.396 | 0'34.294 | | | | | 2'01.537 | 0'34.173 | | 2'37.966 | 0'54.785 | PIT | <u>1'59.684</u> | 0'33.972 | |
| 12ª - 1 | | | | 0'48.097 | 0'48.097 | 166.41 | | | | 0'46.966 | 0'46.966 | 169.545 | | | | 0'51.593 | 0'51.593 | 138.108 |
| 12ª - 2 | | | | 1'29.572 | 0'41.475 | | | | | 1'27.130 | <u>0'40.164</u> | | | | | 1'38.169 | 0'46.575 | |
| 12ª - 3 | | | | 2'03.453 | 0'33.882 | | | | | 2'00.591 | 0'33.460 | | | | | 2'26.309 | 0'48.140 | PIT |

| Vuelta Ideal | |
|--------------|----------|
| 0'45.539 | 0'45.539 |
| 1'25.355 | 0'39.816 |
| 1'58.252 | 0'32.896 |

| Vuelta Ideal | |
|--------------|----------|
| 0'46.898 | 0'46.898 |
| 1'27.473 | 0'40.575 |
| 2'01.264 | 0'33.790 |

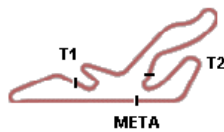
| Vuelta Ideal | |
|--------------|----------|
| 0'45.801 | 0'45.801 |
| 1'25.293 | 0'39.491 |
| 1'58.226 | 0'32.932 |

| Vuelta Ideal | |
|--------------|----------|
| 0'46.227 | 0'46.227 |
| 1'26.391 | 0'40.163 |
| 1'59.847 | 0'33.455 |

| Vuelta Ideal | |
|--------------|----------|
| 0'45.974 | 0'45.974 |
| 1'25.617 | 0'39.642 |
| 1'59.063 | 0'33.446 |

| Vuelta Ideal | |
|--------------|----------|
| 0'45.989 | 0'45.989 |
| 1'25.532 | 0'39.542 |
| 1'58.876 | 0'33.343 |

| Vuelta Mas Rapida Ideal | |
|-------------------------|----------|
| 0'45.428 | 0'45.428 |
| 1'24.894 | 0'39.466 |
| 1'57.791 | 0'32.897 |



Grupo B

Circuito del Jarama
6 de Abril de 2008

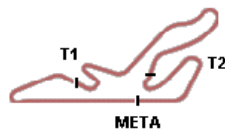
TIEMPOS POR VUELTA Entrenamientos

| Numero | 24 | | | 25 | | | 28 | | |
|---------|-----------------|-----------------|---------|-----------------|-----------------|---------|-----------------|-----------------|---------|
| | Vuelta | Parciales | V. MAX | Vuelta | Parciales | V. MAX | Vuelta | Parciales | V. MAX |
| 1ª - 1 | 0'51.718 | 0'51.718 | 155.62 | 0'47.103 | 0'47.103 | 169.812 | 0'48.714 | 0'48.714 | 170.348 |
| 1ª - 2 | 1'35.913 | 0'44.195 | | 1'27.312 | 0'40.208 | | 1'31.955 | 0'43.241 | |
| 1ª - 3 | 2'11.051 | 0'35.139 | | 2'01.231 | 0'33.919 | | 2'06.729 | 0'34.774 | |
| 2ª - 1 | 0'48.830 | 0'48.830 | 168.751 | 0'46.262 | 0'46.262 | 171.429 | 0'47.601 | 0'47.601 | 172.801 |
| 2ª - 2 | 1'30.988 | 0'42.157 | | 1'26.626 | 0'40.364 | | 1'29.614 | 0'42.013 | |
| 2ª - 3 | 2'06.163 | 0'35.175 | | 2'00.061 | 0'33.435 | | 2'05.288 | 0'35.674 | |
| 3ª - 1 | 0'48.680 | 0'48.680 | 168.487 | 0'46.417 | 0'46.417 | 171.157 | 0'47.593 | 0'47.593 | 172.801 |
| 3ª - 2 | 1'30.858 | 0'42.178 | | 1'29.931 | 0'43.514 | | 1'29.559 | 0'41.965 | |
| 3ª - 3 | 2'05.637 | 0'34.780 | | 2'17.633 | 0'47.702 | PIT | 2'04.315 | 0'34.757 | |
| 4ª - 1 | 0'49.837 | 0'49.837 | 168.487 | 2'14.125 | 2'14.125 | 75.262 | 0'47.620 | 0'47.620 | 171.975 |
| 4ª - 2 | 1'32.212 | 0'42.375 | | 2'58.029 | 0'43.905 | | 1'29.235 | 0'41.614 | |
| 4ª - 3 | 2'06.912 | 0'34.700 | | 3'35.106 | 0'37.076 | | <u>2'03.453</u> | <u>0'34.219</u> | |
| 5ª - 1 | 0'48.595 | 0'48.595 | 167.702 | 0'47.728 | 0'47.728 | 173.355 | 2'32.956 | 2'32.956 | 172.801 |
| 5ª - 2 | 1'30.544 | 0'41.949 | | 1'29.093 | 0'41.365 | | 3'15.871 | 0'42.915 | |
| 5ª - 3 | 2'05.282 | 0'34.738 | | 2'04.237 | 0'35.143 | | 3'50.737 | 0'34.866 | |
| 6ª - 1 | 0'49.567 | 0'49.567 | 168.751 | 0'46.422 | 0'46.422 | 170.887 | 0'47.565 | 0'47.565 | 172.524 |
| 6ª - 2 | 1'32.841 | 0'43.273 | | 1'26.375 | <u>0'39.952</u> | | 1'29.773 | 0'42.207 | |
| 6ª - 3 | 2'07.334 | 0'34.493 | | <u>1'59.665</u> | <u>0'33.290</u> | | 2'04.137 | 0'34.365 | |
| 7ª - 1 | 0'48.271 | <u>0'48.271</u> | 172.524 | 1'22.452 | 1'22.452 | 174.194 | 0'47.366 | <u>0'47.366</u> | 175.041 |
| 7ª - 2 | 1'30.637 | 0'42.365 | | 2'05.025 | 0'42.573 | | 1'29.239 | 0'41.873 | |
| 7ª - 3 | <u>2'05.088</u> | <u>0'34.451</u> | | 2'40.094 | 0'35.069 | | 2'03.921 | 0'34.682 | |
| 8ª - 1 | 0'49.636 | 0'49.636 | 166.667 | 0'46.198 | <u>0'46.198</u> | 173.634 | 0'47.819 | 0'47.819 | 174.194 |
| 8ª - 2 | 1'31.630 | 0'41.994 | | 1'26.324 | 0'40.126 | | 1'29.270 | <u>0'41.451</u> | |
| 8ª - 3 | 2'06.149 | 0'34.519 | | 2'01.407 | 0'35.083 | | 2'03.760 | 0'34.490 | |
| 9ª - 1 | 0'48.721 | 0'48.721 | 165.645 | 0'47.239 | 0'47.239 | 177.34 | 1'09.121 | 1'09.121 | 173.914 |
| 9ª - 2 | 1'30.874 | 0'42.153 | | 1'28.617 | 0'41.378 | | 1'51.726 | 0'42.604 | |
| 9ª - 3 | 2'05.853 | 0'34.980 | | 2'06.640 | 0'38.023 | | 2'27.171 | 0'35.445 | |
| 10ª - 1 | 0'49.447 | 0'49.447 | 99.9992 | 0'49.186 | 0'49.186 | 170.079 | 0'53.352 | 0'53.352 | 120.536 |
| 10ª - 2 | 1'31.234 | <u>0'41.787</u> | | 1'31.561 | 0'42.376 | | 2'00.981 | 1'07.628 | |
| 10ª - 3 | 2'06.170 | 0'34.936 | | 2'07.298 | 0'35.737 | | | | |
| 11ª - 1 | 0'50.036 | 0'50.036 | 99.9992 | 1'02.186 | 1'02.186 | 136.709 | | | |
| 11ª - 2 | 1'32.544 | 0'42.508 | | 2'10.586 | 1'08.400 | | | | |
| 11ª - 3 | 2'07.629 | 0'35.084 | | | | | | | |
| 12ª - 1 | 1'05.395 | 1'05.395 | 99.9992 | | | | | | |
| 12ª - 2 | 2'14.080 | 1'08.685 | | | | | | | |
| 12ª - 3 | | | | | | | | | |

| Vuelta Ideal | |
|--------------|----------|
| 0'48.271 | 0'48.271 |
| 1'30.059 | 0'41.787 |
| 2'04.510 | 0'34.451 |

| Vuelta Ideal | |
|--------------|----------|
| 0'46.198 | 0'46.198 |
| 1'26.150 | 0'39.952 |
| 1'59.440 | 0'33.290 |

| Vuelta Ideal | |
|--------------|----------|
| 0'47.366 | 0'47.366 |
| 1'28.817 | 0'41.451 |
| 2'03.036 | 0'34.218 |





Grupo B

Circuito del Jarama
6 de Abril de 2008

VELOCIDAD MAXIMA Entrenamientos

| Ord. | Nº | Concursante | Piloto | Vehiculo | Km/h |
|------|----|------------------|------------------------------|----------|---------|
| 1 | 6 | | César González Bueno | Porsche | 181.209 |
| 2 | 13 | | Enrique Martínez | BMW | 180.603 |
| 3 | 3 | | Daniel Bajo | Megane | 180.001 |
| 4 | 19 | Club Jarama RACE | Jorge Banus | Porsche | 178.808 |
| 5 | 10 | Club Jarama RACE | Manuel Banus | Porsche | 178.808 |
| 6 | 4 | Club Jarama RACE | Alvaro Banus | Porsche | 178.513 |
| 7 | 20 | | Pedro Goyoaga | BMW | 177.632 |
| 8 | 25 | | Amaury Lepoutre | BMW | 177.340 |
| 9 | 2 | | Daniel Cuadrado | Porsche | 177.050 |
| 10 | 15 | | Mario Oriol | Porsche | 176.471 |
| 11 | 7 | | José Luis Bermúdez de Castro | Megane | 176.183 |
| 12 | 14 | | Daniél Carretero | Porsche | 175.896 |
| 13 | 22 | | Jordi Gaig | BMW | 175.610 |
| 14 | 9 | | Rodrigo Hernando | Porsche | 175.610 |
| 15 | 28 | | Julían Maria Rubio | | 175.041 |
| 16 | 1 | | Gustavo Gomar | BMW | 174.475 |
| 17 | 11 | | José Luis Garrido | BMW | 174.194 |
| 18 | 18 | | | | 173.634 |
| 19 | 16 | | Pepón Sala | BMW | 173.355 |
| 20 | 23 | Club Jarama RACE | Luis Moreno de Cala | Porsche | 173.077 |
| 21 | 24 | | José Luis Martinez | BMW | 172.524 |



Santisima Trinidad 30 28010 MADRID
Tel y Fax 91.448.32.06
www.cronococa.com
e-mail: crono_coca@terra.es

Grupo B

PARRILLA DE SALIDA 1ª Carrera

Circuito del Jarama

6 de Abril de 2008

| Num. | Piloto | Tiempo | Fila | Num. | Piloto | Tiempo |
|------|------------------------------|----------|----------------|------|----------------------|----------|
| | | | | 5 | José Antonio Álvarez | |
| 23 | Luis Moreno de Cala | | | | | |
| | | | 10 | 15 | Mario Oriol | |
| 24 | Emilio Lapaz | 2'05.088 | | | | |
| | | | 9 | 28 | Julían Maria Rubio | 2'03.453 |
| 18 | Antonio Puga | 2'01.408 | | | | |
| | | | 8 | 1 | Gustavo Gomar | 2'00.947 |
| 11 | José Luis Garrido | 2'00.589 | | | | |
| | | | 7 | 20 | Pedro Goyoaga | 2'00.474 |
| 7 | José Luis Bermúdez de Castro | 1'59.949 | | | | |
| | | | 6 | 25 | Amaury Lepoutre | 1'59.665 |
| 22 | Jordi Gaig | 1'59.503 | | | | |
| | | | 5 | 13 | Enrique Martínez | 1'59.418 |
| 9 | Rodrigo Hernando | 1'59.345 | | | | |
| | | | 4 | 6 | César González Bueno | 1'59.267 |
| 2 | Daniel Cuadrado | 1'59.171 | | | | |
| | | | 3 | 14 | Daniel Carretero | 1'58.564 |
| 3 | Daniel Bajo | 1'58.559 | | | | |
| | | | 2 | 4 | Alvaro Banus | 1'58.540 |
| 16 | Pepón Sala | 1'58.469 | | | | |
| | | | 1 | 19 | Jorge Banus | 1'58.226 |
| 10 | Manuel Banus | 1'58.183 | | | | |

