

**Circuito de Barcelona**  
**Euroformula Open**  
**Race - 1**  
**Provisional Results**



Cls	Nº	Entrant	Nat	Driver	Nat	Cat	Cls	Chassis	Team	Laps	Total Time	Gap	Interval	Km/h	Best	Time	Km/h
1	4	RP Motorsport	ITA	Felipe Drugovich	BRA			Dallara F312	RP Motorsport	19	<b>35:07.283</b>			151.0	18	1:39.275	168.8
2	18	Campos Racing	ESP	Marcos Siebert	ARG			Dallara F312	Campos Racing	19	<b>35:12.241</b>	4.958	4.958	150.7	15	1:39.699	168.0
3	10	RACE	ESP	Bent Viscaal	NLD	R	1	Dallara F312	Teo Martin Motorsport	19	<b>35:12.963</b>	5.680	0.722	150.6	18	1:39.767	167.9
4	1	RP Motorsport	ITA	David Schumacher	DEU	R	2	Dallara F312	RP Motorsport	19	<b>35:21.997</b>	14.714	9.034	150.0	18	1:39.793	167.9
5	34	Carlin Motorsport	GBR	Matheus Iorio	BRA			Dallara F312	Carlin Motorsport	19	<b>35:28.338</b>	21.055	6.341	149.6	14	1:40.842	166.1
6	28	Carlin Motorsport	GBR	Cameron Das	USA			Dallara F312	Carlin Motorsport	19	<b>35:28.712</b>	21.429	0.374	149.5	14	1:40.883	166.1
7	77	RP Motorsport	ITA	Guilherme Samaia	BRA			Dallara F312	RP Motorsport	19	<b>35:29.582</b>	22.299	0.870	149.5	16	1:40.921	166.0
8	8	Drivex School	ESP	Lukas Dunner	AUT	R	3	Dallara F312	Drivex School	19	<b>35:29.986</b>	22.703	0.404	149.4	16	1:40.899	166.0
9	11	Campos Racing	ESP	Brad Benavides	USA	R	4	Dallara F312	Campos Racing	19	<b>35:30.763</b>	23.480	0.777	149.4	16	1:40.599	166.5
10	22	Drivex School	ESP	Patrick Schott	CHE	R	5	Dallara F312	Drivex School	19	<b>35:34.339</b>	27.056	3.576	149.1	13	1:41.001	165.9
11	3	RP Motorsport	ITA	Kaylen Frederick	USA	R	6	Dallara F312	RP Motorsport	19	<b>35:34.787</b>	27.504	0.448	149.1	14	1:41.020	165.8
12	6	RP Motorsport	ITA	Alessandro Bracalente	ITA			Dallara F312	RP Motorsport	19	<b>35:42.220</b>	34.937	7.433	148.6	19	1:41.587	164.9
<b>Not classified: (Requirements: 75% of number laps of leader = 15 Laps)</b>																	
	51	RACE	ESP	Aldo Festante	ITA	R	7	Dallara F312	Teo Martin Motorsport	7	<b>14:43.271</b>	12 Laps	12 Laps	132.8	6	1:42.262	163.8
	5	Carlin Motorsport	GBR	Dev Gore	USA	R	8	Dallara F312	Carlin Motorsport	6	<b>12:29.084</b>	13 Laps	1 Lap	134.2	6	1:42.469	163.5
	58	Drivex School	ESP	Javier Gonzalez	MEX	R	9	Dallara F312	Drivex School	1	<b>1:47.538</b>	18 Laps	5 Laps	155.8	1	1:47.538	155.8

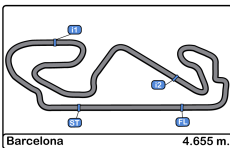
**Fastest lap Felipe Drugovich in 1:39.275 at 168.8 Km/h in lap 18**

Published at:.....

Track Temp: 31.4 °C    Air Temp: 25.0 °C    Humidity: 49 %    Track Status: DRY

<b>Stewards:</b>	<b>Race Director:</b>	<b>Timekeeper:</b>





**Circuito de Barcelona**  
**Euroformula Open**  
**Race - 1**  
**Provisional Results by Class**



Cls	Nº	Entrant	Nat	Driver	Nat	Cat	Cls	Chassis	Team	Laps	Total Time	Gap	Interval	Km/h	Best	Time	Km/h
1	4	RP Motorsport	ITA	Felipe Drugovich	BRA			Dallara F312	RP Motorsport	19	<b>35:07.283</b>			151.0	18	1:39.275	168.8
2	18	Campos Racing	ESP	Marcos Siebert	ARG			Dallara F312	Campos Racing	19	<b>35:12.241</b>	4.958	4.958	150.7	15	1:39.699	168.0
3	34	Carlin Motorsport	GBR	Matheus Iorio	BRA			Dallara F312	Carlin Motorsport	19	<b>35:28.338</b>	21.055	16.097	149.6	14	1:40.842	166.1
4	28	Carlin Motorsport	GBR	Cameron Das	USA			Dallara F312	Carlin Motorsport	19	<b>35:28.712</b>	21.429	0.374	149.5	14	1:40.883	166.1
5	77	RP Motorsport	ITA	Guilherme Samaia	BRA			Dallara F312	RP Motorsport	19	<b>35:29.582</b>	22.299	0.870	149.5	16	1:40.921	166.0
6	6	RP Motorsport	ITA	Alessandro Bracalente	ITA			Dallara F312	RP Motorsport	19	<b>35:42.220</b>	34.937	12.638	148.6	19	1:41.587	164.9

**Rookie**

1	10	RACE	ESP	Bent Viscaal	NLD	R	1	Dallara F312	Teo Martin Motorsport	19	<b>35:12.963</b>			150.6	18	1:39.767	167.9
2	1	RP Motorsport	ITA	David Schumacher	DEU	R	2	Dallara F312	RP Motorsport	19	<b>35:21.997</b>	14.714	9.034	150.0	18	1:39.793	167.9
3	8	Drivex School	ESP	Lukas Dunner	AUT	R	3	Dallara F312	Drivex School	19	<b>35:29.986</b>	22.703	7.989	149.4	16	1:40.899	166.0
4	11	Campos Racing	ESP	Brad Benavides	USA	R	4	Dallara F312	Campos Racing	19	<b>35:30.763</b>	23.480	0.777	149.4	16	1:40.599	166.5
5	22	Drivex School	ESP	Patrick Schott	CHE	R	5	Dallara F312	Drivex School	19	<b>35:34.339</b>	27.056	3.576	149.1	13	1:41.001	165.9
6	3	RP Motorsport	ITA	Kaylen Frederick	USA	R	6	Dallara F312	RP Motorsport	19	<b>35:34.787</b>	27.504	0.448	149.1	14	1:41.020	165.8

**Not classified: (Requirements: 75% of number laps of leader = 15 Laps)**

51	RACE	ESP	Aldo Festante	ITA	R	7	Dallara F312	Teo Martin Motorsport	7	<b>14:43.271</b>	12 Laps	12 Laps	132.8	6	1:42.262	163.8
5	Carlin Motorsport	GBR	Dev Gore	USA	R	8	Dallara F312	Carlin Motorsport	6	<b>12:29.084</b>	13 Laps	1 Lap	134.2	6	1:42.469	163.5
58	Drivex School	ESP	Javier Gonzalez	MEX	R	9	Dallara F312	Drivex School	1	<b>1:47.538</b>	18 Laps	5 Laps	155.8	1	1:47.538	155.8

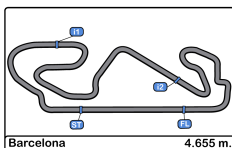
**Fastest lap Felipe Drugovich in 1:39.275 at 168.8 Km/h in lap 18**

Published at:.....

Track Temp: 31.4 °C    Air Temp: 25.0 °C    Humidity: 49 %    Track Status: DRY

<b>Stewards:</b>	<b>Race Director:</b>	<b>Timekeeper:</b>





Circuit de Barcelona

Euroformula Open

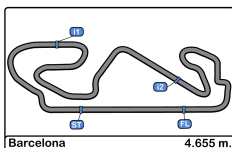
Race - 1

Provisional Classification by Driver Fastest Lap



Clas	Nº	Entrant	Nat	Driver	Nat	Cat	Clas	Chassis	Team	Laps	Best	Time	Gap	Interval	Km/h
1	4	RP Motorsport	ITA	Felipe Drugovich	BRA			Dallara F312	RP Motorsport	19	18	1:39.275			168.8
2	18	Campos Racing	ESP	Marcos Siebert	ARG			Dallara F312	Campos Racing	19	15	1:39.699	0.424	0.424	168.0
3	10	RACE	ESP	Bent Viscaal	NLD	R	1	Dallara F312	Teo Martin Motorsport	19	18	1:39.767	0.492	0.068	167.9
4	1	RP Motorsport	ITA	David Schumacher	DEU	R	2	Dallara F312	RP Motorsport	19	18	1:39.793	0.518	0.026	167.9
5	11	Campos Racing	ESP	Brad Benavides	USA	R	3	Dallara F312	Campos Racing	19	16	1:40.599	1.324	0.806	166.5
6	34	Carlin Motorsport	GBR	Matheus Iorio	BRA			Dallara F312	Carlin Motorsport	19	14	1:40.842	1.567	0.243	166.1
7	28	Carlin Motorsport	GBR	Cameron Das	USA			Dallara F312	Carlin Motorsport	19	14	1:40.883	1.608	0.041	166.1
8	8	Drivex School	ESP	Lukas Dunner	AUT	R	4	Dallara F312	Drivex School	19	16	1:40.899	1.624	0.016	166.0
9	77	RP Motorsport	ITA	Guilherme Samaia	BRA			Dallara F312	RP Motorsport	19	16	1:40.921	1.646	0.022	166.0
10	22	Drivex School	ESP	Patrick Schott	CHE	R	5	Dallara F312	Drivex School	19	13	1:41.001	1.726	0.080	165.9
11	3	RP Motorsport	ITA	Kaylen Frederick	USA	R	6	Dallara F312	RP Motorsport	19	14	1:41.020	1.745	0.019	165.8
12	6	RP Motorsport	ITA	Alessandro Bracalente	ITA			Dallara F312	RP Motorsport	19	19	1:41.587	2.312	0.567	164.9
13	51	RACE	ESP	Aldo Festante	ITA	R	7	Dallara F312	Teo Martin Motorsport	7	6	1:42.262	2.987	0.675	163.8
14	5	Carlin Motorsport	GBR	Dev Gore	USA	R	8	Dallara F312	Carlin Motorsport	6	6	1:42.469	3.194	0.207	163.5
15	58	Drivex School	ESP	Javier Gonzalez	MEX	R	9	Dallara F312	Drivex School	1	1	1:47.538	8.263	5.069	155.8



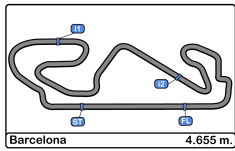


**Circuito de Barcelona**  
**Euroformula Open**  
**Race - 1**  
**Distance and Speed Average**



Clas	Nº	Entrant	Nat	Driver	Nat	Cat	Clas	Chassis	Team	Laps	Distance	Total Time	Km/h
1	4	RP Motorsport	ITA	Felipe Drugovich	BRA			Dallara F312	RP Motorsport	19	88.44	35:07.283	151.0
2	18	Campos Racing	ESP	Marcos Siebert	ARG			Dallara F312	Campos Racing	19	88.44	35:12.241	150.7
3	10	RACE	ESP	Bent Viscaal	NLD	R	1	Dallara F312	Teo Martin Motorsport	19	88.44	35:12.963	150.6
4	1	RP Motorsport	ITA	David Schumacher	DEU	R	2	Dallara F312	RP Motorsport	19	88.44	35:21.997	150.0
5	34	Carlin Motorsport	GBR	Matheus Iorio	BRA			Dallara F312	Carlin Motorsport	19	88.44	35:28.338	149.6
6	28	Carlin Motorsport	GBR	Cameron Das	USA			Dallara F312	Carlin Motorsport	19	88.44	35:28.712	149.5
7	77	RP Motorsport	ITA	Guilherme Samaia	BRA			Dallara F312	RP Motorsport	19	88.44	35:29.582	149.5
8	8	Drivex School	ESP	Lukas Dunner	AUT	R	3	Dallara F312	Drivex School	19	88.44	35:29.986	149.4
9	11	Campos Racing	ESP	Brad Benavides	USA	R	4	Dallara F312	Campos Racing	19	88.44	35:30.763	149.4
10	22	Drivex School	ESP	Patrick Schott	CHE	R	5	Dallara F312	Drivex School	19	88.44	35:34.339	149.1
11	3	RP Motorsport	ITA	Kaylen Frederick	USA	R	6	Dallara F312	RP Motorsport	19	88.44	35:34.787	149.1
12	6	RP Motorsport	ITA	Alessandro Bracalente	ITA			Dallara F312	RP Motorsport	19	88.44	35:42.220	148.6
<b>Not classified: (Requirements: 75% of number laps of leader = 15 Laps)</b>													
	51	RACE	ESP	Aldo Festante	ITA	R	7	Dallara F312	Teo Martin Motorsport	7	32.58	14:43.271	132.8
	5	Carlin Motorsport	GBR	Dev Gore	USA	R	8	Dallara F312	Carlin Motorsport	6	27.93	12:29.084	134.2
	58	Drivex School	ESP	Javier Gonzalez	MEX	R	9	Dallara F312	Drivex School	1	04.65	1:47.538	155.8





**Circuit de Barcelona**  
**Euroformula Open**  
**Race - 1**  
**Lap Analysis**



**1** David Schumacher R Dallara F312 **4** Felipe Drugovich Dallara F312  
 RP Motorsport RP Motorsport

Lap	D	Time	Sector 1	Sector 2	Sector 3	T. Spd	Elapsed	Lap	D	Time	Sector 1	Sector 2	Sector 3	T. Spd	Elapsed
1		1:44.734	33.002	38.832	32.900	207.6	1:44.734	1		1:44.021	32.486	38.697	32.838	209.3	1:44.021
2		1:44.359	29.179	38.436	36.744	240.0	3:29.093	2		1:44.300	29.041	38.215	37.044	241.0	3:28.321
3		3:02.336	51.425	1:15.238	55.673	173.6	6:31.429	3		3:02.614	51.655	1:15.162	55.797	178.5	6:30.935
4		2:29.067	48.919	58.310	41.838	141.3	9:00.496	4		2:28.821	48.747	58.345	41.729	150.4	8:59.756
5		1:42.073	29.373	39.400	33.300	238.4	10:42.569	5		1:40.984	29.669	38.782	32.533	243.7	10:40.740
6		1:40.421	29.033	38.581	32.807	240.5	12:22.990	6		1:39.917	29.127	38.257	32.533	237.3	12:20.657
7		1:40.800	29.218	38.435	33.147	241.0	14:03.790	7		1:39.751	28.988	38.209	32.554	237.3	14:00.408
8		2:48.375	42.435	1:17.897	48.043	183.6	16:52.165	8		2:50.789	44.545	1:17.593	48.651	167.1	16:51.197
9		1:41.002	29.139	38.879	32.984	243.7	18:33.167	9		1:40.173	29.146	38.349	32.678	236.3	18:31.370
10		1:42.410	28.887	40.316	33.207	242.1	20:15.577	10		1:39.696	29.001	38.196	32.499	237.8	20:11.066
11		1:40.358	29.013	38.470	32.875	240.0	21:55.935	11		1:39.848	28.969	38.216	32.663	238.4	21:50.914
12		1:40.432	28.974	38.468	32.990	238.9	23:36.367	12		1:39.419	28.939	38.024	32.456	237.3	23:30.333
13		1:40.222	29.174	38.240	32.808	238.9	25:16.589	13		1:39.521	28.979	38.092	32.450	237.3	25:09.854
14		1:40.332	29.078	38.354	32.900	237.3	26:56.921	14		1:39.684	29.034	38.175	32.475	235.8	26:49.538
15		1:40.299	29.071	38.417	32.811	237.3	28:37.220	15		1:39.576	28.911	38.098	32.567	236.8	28:29.114
16		1:40.458	29.211	38.391	32.856	237.8	30:17.678	16		1:39.667	28.997	38.112	32.558	236.8	30:08.781
17		1:40.141	28.990	38.390	32.761	237.8	31:57.819	17		1:39.485	28.923	38.128	32.434	236.8	31:48.266
18		1:39.793	28.869	38.323	32.601	237.8	33:37.612	18		1:39.275	28.835	38.088	32.352	237.3	33:27.541
19		1:44.385	28.975	42.640	32.770	238.4	35:21.997	19		1:39.742	28.913	38.173	32.656	237.3	35:07.283

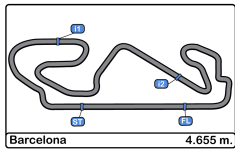
**3** Kaylen Frederick R Dallara F312 **5** Dev Gore R Dallara F312  
 RP Motorsport Carlin Motorsport

Lap	D	Time	Sector 1	Sector 2	Sector 3	T. Spd	Elapsed	Lap	D	Time	Sector 1	Sector 2	Sector 3	T. Spd	Elapsed
1		1:51.165	36.378	40.471	34.316	213.0	1:51.165	1		1:48.827	34.973	40.330	33.524	216.4	1:48.827
2		1:46.217	29.433	39.203	37.581	243.7	3:37.382	2		1:46.235	29.529	39.113	37.593	242.6	3:35.062
3		3:03.511	53.324	1:16.317	53.870	181.8	6:40.893	3		3:02.666	51.189	1:16.608	54.869	194.5	6:37.728
4		2:24.892	49.934	57.145	37.813	136.0	9:05.785	4		2:25.888	48.979	58.010	38.899	117.9	9:03.616
5		1:42.712	29.350	39.564	33.798	242.1	10:48.497	5		1:42.999	30.104	39.416	33.479	238.4	10:46.615
6		1:42.096	29.260	39.354	33.482	242.6	12:30.593	6		1:42.469	29.579	39.337	33.553	238.4	12:29.084
7		1:43.381	29.381	40.397	33.603	243.2	14:13.974	7		29.519				238.9	
8		2:42.268	38.347	1:17.793	46.128	212.5	16:56.242								
9		1:43.780	30.362	39.574	33.844	241.6	18:40.022								
10		1:42.347	29.246	39.201	33.900	241.0	20:22.369								
11		1:41.625	29.353	38.973	33.299	244.8	22:03.994								
12		1:41.999	29.404	39.314	33.281	243.2	23:45.993								
13		1:41.248	29.253	38.671	33.324	240.0	25:27.241								
14		1:41.020	29.148	38.708	33.164	238.4	27:08.261								
15		1:41.289	29.100	38.549	33.640	238.9	28:49.550								
16		1:41.099	29.156	38.731	33.212	238.9	30:30.649								
17		1:41.583	29.124	38.886	33.573	244.3	32:12.232								
18		1:41.216	29.323	38.771	33.122	245.4	33:53.448								
19		1:41.339	29.102	38.932	33.305	243.7	35:34.787								

**6** Alessandro Bracalente Dallara F312  
 RP Motorsport

Lap	D	Time	Sector 1	Sector 2	Sector 3	T. Spd	Elapsed
1		1:51.527	36.058	41.267	34.202	216.4	1:51.527
2		1:46.332	29.616	39.315	37.401	240.0	3:37.859
3		3:03.605	53.496	1:16.195	53.914	192.8	6:41.464
4		2:25.127	50.208	56.600	38.319	146.5	9:06.591
5		1:42.971	29.589	39.679	33.703	235.2	10:49.562
6		1:42.653	29.509	39.665	33.479	236.8	12:32.215
7		1:42.524	29.395	39.482	33.647	236.3	14:14.739
8		2:41.697	38.662	1:17.155	45.880	201.8	16:56.436
9		1:43.429	29.812	39.479	34.138	244.8	18:39.865
10		1:43.390	29.909	39.515	33.966	236.8	20:23.255
11		1:43.089	29.564	39.884	33.641	237.8	22:06.344
12		1:42.350	29.578	39.006	33.766	235.8	23:48.694
13		1:42.218	29.530	38.936	33.752	236.3	25:30.912
14		1:42.077	29.569	39.016	33.492	234.2	27:12.989
15		1:42.213	29.671	39.027	33.515	234.7	28:55.202
16		1:41.909	29.801	38.823	33.285	233.7	30:37.111
17		1:41.642	29.576	38.741	33.325	235.2	32:18.753
18		1:41.880	29.429	39.043	33.408	234.7	34:00.633
19		1:41.587	29.421	38.839	33.327	235.2	35:42.220





**Circuit de Barcelona**  
**Euroformula Open**  
**Race - 1**  
**Lap Analysis**



8

Lukas Dunner

R

Dallara F312

11

Brad Benavides

R

Dallara F312

Drivex School

Campos Racing

Lap	D	Time	Sector 1	Sector 2	Sector 3	T. Spd	Elapsed	Lap	D	Time	Sector 1	Sector 2	Sector 3	T. Spd	Elapsed
1		1:49.527	35.610	40.227	33.690	219.0	1:49.527	1		1:50.736	35.920	40.463	34.353	219.9	1:50.736
2		1:45.912	29.331	38.931	37.650	238.9	3:35.439	2		1:46.021	29.340	39.133	37.548	238.4	3:36.757
3		3:02.898	51.603	1:17.102	54.193	192.8	6:38.337	3		3:03.315	52.781	1:16.276	54.258	190.1	6:40.072
4		2:25.517	49.076	58.323	38.118	119.3	9:03.854	4		2:25.187	49.418	57.924	37.845	150.6	9:05.259
5		1:41.784	29.428	39.131	33.225	242.6	10:45.638	5		1:42.606	29.352	39.784	33.470	236.8	10:47.865
6		1:42.293	29.459	39.311	33.523	242.6	12:27.931	6		1:42.009	29.377	39.268	33.364	240.5	12:29.874
7		1:41.393	29.460	38.903	33.030	236.8	14:09.324	7		1:43.589	29.318	40.815	33.456	244.8	14:13.463
8		2:45.295	40.983	1:17.433	46.879	178.8	16:54.619	8		2:42.205	38.176	1:17.800	46.229	236.3	16:55.668
9		1:41.542	29.429	38.948	33.165	240.0	18:36.161	9		1:41.969	29.508	39.318	33.143	238.4	18:37.637
10		1:41.161	29.045	38.795	33.321	240.0	20:17.322	10		1:42.943	30.391	39.428	33.124	244.8	20:20.580
11		1:41.822	29.143	39.227	33.452	243.7	21:59.144	11		1:41.304	29.277	38.843	33.184	238.4	22:01.884
12		1:41.260	29.000	38.941	33.319	242.6	23:40.404	12		1:41.144	29.156	38.866	33.122	237.3	23:43.028
13		1:41.111	28.941	38.886	33.284	242.1	25:21.515	13		1:41.440	29.085	39.168	33.187	237.3	25:24.468
14		1:41.176	29.096	38.742	33.338	243.2	27:02.691	14		1:40.970	29.166	38.801	33.003	236.3	27:05.438
15		1:40.966	28.955	38.881	33.130	242.1	28:43.657	15		1:40.803	29.046	38.676	33.081	237.3	28:46.241
16		1:40.899	28.928	38.851	33.120	241.0	30:24.556	16		1:40.599	29.072	38.600	32.927	237.8	30:26.840
17		1:41.531	28.931	39.003	33.597	242.6	32:06.087	17		1:41.125	29.470	38.781	32.874	237.3	32:07.965
18		1:41.554	29.128	38.791	33.635	245.4	33:47.641	18		1:40.862	29.203	38.796	32.863	238.4	33:48.827
19		1:42.345	29.762	39.445	33.138	240.0	35:29.986	19		1:41.936	28.955	39.753	33.228	236.3	35:30.763

10

Bent Viscaal

R

Dallara F312

18

Marcos Siebert

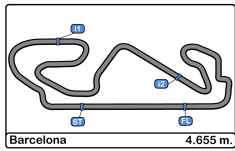
Dallara F312

Teo Martin Motorsport

Campos Racing

Lap	D	Time	Sector 1	Sector 2	Sector 3	T. Spd	Elapsed	Lap	D	Time	Sector 1	Sector 2	Sector 3	T. Spd	Elapsed
1		1:46.645	33.834	39.290	33.521	212.1	1:46.645	1		1:43.472	32.258	38.487	32.727	206.1	1:43.472
2		1:43.901	28.990	38.910	36.001	242.1	3:30.546	2		1:44.049	29.143	38.382	36.524	232.2	3:27.521
3		3:03.636	52.257	1:15.470	55.909	159.2	6:34.182	3		3:01.869	51.766	1:14.740	55.363	186.2	6:29.390
4		2:27.189	48.722	57.992	40.475	128.1	9:01.371	4		2:29.988	49.321	58.344	42.323	160.9	8:59.378
5		1:42.497	29.299	39.528	33.670	245.4	10:43.868	5		1:42.192	29.968	39.221	33.003	234.2	10:41.570
6		1:40.119	29.049	38.170	32.900	237.8	12:23.987	6		1:40.530	29.156	38.583	32.791	240.5	12:22.100
7		1:40.122	28.929	38.319	32.874	240.0	14:04.109	7		1:40.158	29.013	38.268	32.877	238.4	14:02.258
8		2:48.445	43.410	1:17.503	47.532	169.2	16:52.554	8		2:49.520	43.399	1:17.672	48.449	173.3	16:51.778
9		1:41.159	29.045	38.996	33.118	242.6	18:33.713	9		1:40.591	29.192	38.580	32.819	240.0	18:32.369
10		1:40.215	28.954	38.657	32.604	242.1	20:13.928	10		1:40.226	28.970	38.429	32.827	240.0	20:12.595
11		1:39.882	29.019	38.138	32.725	238.9	21:53.810	11		1:39.917	28.954	38.197	32.766	239.4	21:52.512
12		1:40.007	28.951	38.155	32.901	238.4	23:33.817	12		1:40.000	28.962	38.156	32.882	237.8	23:32.512
13		1:39.854	28.919	38.125	32.810	238.4	25:13.671	13		1:40.056	29.007	38.262	32.787	237.8	25:12.568
14		1:39.891	28.872	38.160	32.859	238.4	26:53.562	14		1:39.972	29.095	38.238	32.639	236.3	26:52.540
15		1:39.888	28.924	38.227	32.737	238.9	28:33.450	15		1:39.699	28.945	38.217	32.537	236.3	28:32.239
16		1:39.936	28.833	38.336	32.767	238.9	30:13.386	16		1:39.827	28.862	38.294	32.671	236.8	30:12.066
17		1:39.991	28.859	38.365	32.767	238.9	31:53.377	17		1:40.044	28.900	38.283	32.861	236.3	31:52.110
18		1:39.767	28.813	38.240	32.714	238.9	33:33.144	18		1:39.942	28.913	38.318	32.711	237.3	33:32.052
19		1:39.819	28.790	38.279	32.750	239.4	35:12.963	19		1:40.189	29.006	38.316	32.867	236.3	35:12.241





**Circuit de Barcelona**  
**Euroformula Open**  
**Race - 1**  
**Lap Analysis**



**22**

Patrick Schott

R

Dallara F312

**34**

Matheus Iorio

Dallara F312

Drivex School

Carlin Motorsport

Lap	D	Time	Sector 1	Sector 2	Sector 3	T. Spd	Elapsed	Lap	D	Time	Sector 1	Sector 2	Sector 3	T. Spd	Elapsed
1		1:48.401	34.487	40.224	33.690	216.4	1:48.401	1		1:45.724	33.259	39.176	33.289	208.0	1:45.724
2		1:44.553	29.318	38.850	36.385	235.2	3:32.954	2		1:44.307	29.268	39.251	35.788	237.8	3:30.031
3		3:03.989	52.193	1:16.384	55.412	174.4	6:36.943	3		3:03.347	51.556	1:15.822	55.969	158.8	6:33.378
4		2:26.085	48.448	58.119	39.518	98.5	9:03.028	4		2:27.679	48.555	57.626	41.498	156.0	9:01.057
5		1:42.321	29.418	39.081	33.822	238.4	10:45.349	5		1:42.659	29.403	39.442	33.814	240.5	10:43.716
6		1:42.471	29.363	39.303	33.805	241.0	12:27.820	6		1:41.721	29.612	38.992	33.117	238.9	12:25.437
7		1:42.622	29.963	39.196	33.463	235.2	14:10.442	7		1:41.279	29.128	38.899	33.252	239.4	14:06.716
8		2:44.743	40.675	1:17.155	46.913	191.4	16:55.185	8		2:46.313	41.723	1:17.202	47.388	185.5	16:53.029
9		1:42.078	29.461	39.205	33.412	237.3	18:37.263	9		1:41.388	29.256	38.932	33.200	242.1	18:34.417
10		1:44.558	31.021	39.797	33.740	236.3	20:21.821	10		1:41.601	29.001	39.120	33.480	242.1	20:16.018
11		1:41.603	29.414	38.784	33.405	236.3	22:03.424	11		1:41.316	29.215	39.071	33.030	244.8	21:57.334
12		1:41.154	29.222	38.706	33.226	235.2	23:44.578	12		1:41.110	29.099	38.936	33.075	239.4	23:38.444
13		1:41.001	29.197	38.618	33.186	234.7	25:25.579	13		1:41.064	29.008	38.745	33.311	237.8	25:19.508
14		1:41.154	29.297	38.770	33.087	234.7	27:06.733	14		1:40.842	29.132	38.646	33.064	236.8	27:00.350
15		1:41.581	29.281	38.910	33.390	234.7	28:48.314	15		1:41.082	29.186	38.712	33.184	237.3	28:41.432
16		1:41.816	29.440	38.797	33.579	233.7	30:30.130	16		1:41.434	29.139	38.982	33.313	236.3	30:22.866
17		1:41.614	29.297	38.943	33.374	234.2	32:11.744	17		1:41.902	29.224	39.468	33.210	236.8	32:04.768
18		1:41.203	29.259	38.650	33.294	233.7	33:52.947	18		1:41.895	29.051	38.890	33.954	236.8	33:46.663
19		1:41.392	29.148	38.816	33.428	234.2	35:34.339	19		1:41.675	29.746	38.884	33.045	235.8	35:28.338

**28**

Cameron Das

Dallara F312

**51**

Aldo Festante

R

Dallara F312

Carlin Motorsport

Teo Martin Motorsport

Lap	D	Time	Sector 1	Sector 2	Sector 3	T. Spd	Elapsed	Lap	D	Time	Sector 1	Sector 2	Sector 3	T. Spd	Elapsed
1		1:46.260	33.643	39.079	33.538	213.4	1:46.260	1		1:50.031	35.133	40.523	34.375	209.3	1:50.031
2		1:45.208	29.066	39.611	36.531	239.4	3:31.468	2		1:46.192	29.216	39.223	37.753	241.0	3:36.223
3		3:03.254	51.995	1:15.919	55.340	162.4	6:34.722	3		3:03.055	52.115	1:16.625	54.315	188.8	6:39.278
4		2:27.094	48.951	57.791	40.352	122.5	9:01.816	4		2:25.102	49.059	58.150	37.893	116.2	9:04.380
5		1:42.830	29.416	39.294	34.120	240.5	10:44.646	5		1:42.914	29.583	39.626	33.705	241.6	10:47.294
6		1:41.268	29.192	38.947	33.129	238.9	12:25.914	6		1:42.262	29.097	39.595	33.570	243.2	12:29.556
7		1:41.616	29.007	38.812	33.797	243.7	14:07.530	7		2:13.715 P	29.136	1:01.550	43.029	246.5	14:43.271

**58**

Javier Gonzalez

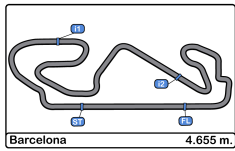
R

Dallara F312

Drivex School

Lap	D	Time	Sector 1	Sector 2	Sector 3	T. Spd	Elapsed
1		1:47.538	34.390	39.789	33.359	214.2	1:47.538
2			29.001			242.6	





**Circuit de Barcelona**  
**Euroformula Open**  
**Race - 1**  
**Lap Analysis**



77

Guilherme Samaia

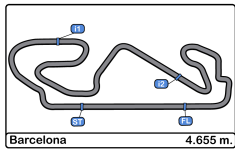
Dallara F312

RP Motorsport

Lap	D	Time	Sector 1	Sector 2	Sector 3	T. Spd	Elapsed
1		1:47.186	34.306	39.514	33.366	212.1	1:47.186
2		1:45.335	29.230	38.847	37.258	241.0	3:32.521
3		3:03.549	51.690	1:16.266	55.593	179.1	6:36.070
4		2:26.533	48.650	57.902	39.981	109.0	9:02.603
5		1:42.432	29.274	39.072	34.086	238.9	10:45.035
6		1:41.623	29.298	39.062	33.263	242.6	12:26.658
7		1:41.456	29.170	38.871	33.415	238.9	14:08.114
8		2:46.046	41.560	1:17.130	47.356	165.6	16:54.160
9		1:41.263	29.279	38.877	33.107	238.4	18:35.423
10		1:41.518	29.113	39.000	33.405	243.2	20:16.941
11		1:41.787	29.239	39.269	33.279	244.3	21:58.728
12		1:41.158	29.149	38.655	33.354	238.9	23:39.886
13		1:41.216	29.188	38.846	33.182	238.4	25:21.102
14		1:41.125	29.194	38.848	33.083	237.3	27:02.227
15		1:40.934	29.147	38.807	32.980	237.3	28:43.161
16		1:40.921	29.169	38.643	33.109	237.8	30:24.082
17		1:41.693	29.089	39.056	33.548	239.4	32:05.775
18		1:41.562	29.101	38.857	33.604	241.6	33:47.337
19		1:42.245	29.932	39.251	33.062	240.5	35:29.582







**Circuit de Barcelona**  
**Euroformula Open**  
**Race - 1**  
**Analysis by Lap**



Num	Lap Time	Gap
-----	----------	-----

**Lap 1**

18	1:43.472	
4	1:44.021	00.549
1	1:44.734	01.262
34	1:45.724	02.252
28	1:46.260	02.788
10	1:46.645	03.173
77	1:47.186	03.714
58	1:47.538	04.066
22	1:48.401	04.929
5	1:48.827	05.355
8	1:49.527	06.055
51	1:50.031	06.559
11	1:50.736	07.264
3	1:51.165	07.693
6	1:51.527	08.055

Num	Lap Time	Gap
-----	----------	-----

**Lap 2**

18	1:44.049	
4	1:44.300	00.800
1	1:44.359	01.572
34	1:44.307	02.510
10	1:43.901	03.025
28	1:45.208	03.947
77	1:45.335	05.000
22	1:44.553	05.433
5	1:46.235	07.541
8	1:45.912	07.918
51	1:46.192	08.702
11	1:46.021	09.236
3	1:46.217	09.861
6	1:46.332	10.338

Num	Lap Time	Gap
-----	----------	-----

**Lap 3**

18	3:01.869	
4	3:02.614	01.545
1	3:02.336	02.039
34	3:03.347	03.988
10	3:03.636	04.792
28	3:03.254	05.332

77	3:03.549	06.680
22	3:03.989	07.553
5	3:02.666	08.338
8	3:02.898	08.947
51	3:03.055	09.888
11	3:03.315	10.682
3	3:03.511	11.503
6	3:03.605	12.074

**Lap 4**

18	2:29.988	
4	2:28.821	00.378
1	2:29.067	01.118
34	2:27.679	01.679
10	2:27.189	01.993
28	2:27.094	02.438
77	2:26.533	03.225
22	2:26.085	03.650
5	2:25.888	04.238
8	2:25.517	04.476
51	2:25.102	05.002
11	2:25.187	05.881
3	2:24.892	06.407
6	2:25.127	07.213

Num	Lap Time	Gap
-----	----------	-----

**Lap 5**

4	1:40.984	
18	1:42.192	00.830
1	1:42.073	01.829
34	1:42.659	02.976
10	1:42.497	03.128
28	1:42.830	03.906
77	1:42.432	04.295
22	1:42.321	04.609
8	1:41.784	04.898
5	1:42.999	05.875
51	1:42.914	06.554
11	1:42.606	07.125
3	1:42.712	07.757
6	1:42.971	08.822

Num	Lap Time	Gap
-----	----------	-----

**Lap 6**

4	1:39.917	
18	1:40.530	01.443
1	1:40.421	02.333
10	1:40.119	03.330
34	1:41.721	04.780
28	1:41.268	05.257
77	1:41.623	06.001
22	1:42.471	07.163
8	1:42.293	07.274
5	1:42.469	08.427
51	1:42.262	08.899
11	1:42.009	09.217
3	1:42.096	09.936
6	1:42.653	11.558

Num	Lap Time	Gap
-----	----------	-----

**Lap 7**

4	1:39.751	
18	1:40.158	01.850
1	1:40.800	03.382
10	1:40.122	03.701
34	1:41.279	06.308
28	1:41.616	07.122
77	1:41.456	07.706
8	1:41.393	08.916
22	1:42.622	10.034
11	1:43.589	13.055
3	1:43.381	13.566
6	1:42.524	14.331
51	2:13.715	42.863

Num	Lap Time	Gap
-----	----------	-----

**Lap 8**

4	2:50.789	
18	2:49.520	00.581
1	2:48.375	00.968
10	2:48.445	01.357
34	2:46.313	01.832
28	2:45.870	02.203
77	2:46.046	02.963
8	2:45.295	03.422

Num	Lap Time	Gap
-----	----------	-----

**Lap 9**

4	1:40.173	
18	1:40.591	00.999
1	1:41.002	01.797
10	1:41.159	02.343
34	1:41.388	03.047
28	1:41.582	03.612
77	1:41.263	04.053
8	1:41.542	04.791
22	1:42.078	05.893
11	1:41.969	06.267
6	1:43.429	08.495
3	1:43.780	08.652

22	2:44.743	03.988
11	2:42.205	04.471
3	2:42.268	05.045
6	2:41.697	05.239

**Lap 10**

4	1:39.696	
18	1:40.226	01.529
10	1:40.215	02.862
1	1:42.410	04.511
34	1:41.601	04.952
28	1:41.573	05.489
77	1:41.518	05.875
8	1:41.161	06.256
11	1:42.943	09.514
22	1:44.558	10.755
3	1:42.347	11.303
6	1:43.390	12.189

Num	Lap Time	Gap
-----	----------	-----

**Lap 11**

4	1:39.848	
18	1:39.917	01.598
10	1:39.882	02.896
1	1:40.358	05.021
34	1:41.316	06.420
28	1:41.419	07.060
77	1:41.787	07.814

Num	Lap Time	Gap
-----	----------	-----

**Lap 12**

4	1:39.419	
18	1:40.000	02.179
10	1:40.007	03.484
1	1:40.432	06.034
34	1:41.110	08.111
28	1:40.980	08.621
77	1:41.158	09.553
8	1:41.260	10.071
11	1:41.144	12.695
22	1:41.154	14.245
3	1:41.999	15.660
6	1:42.350	18.361

8	1:41.822	08.230
11	1:41.304	10.970
22	1:41.603	12.510
3	1:41.625	13.080
6	1:43.089	15.430

**Lap 13**

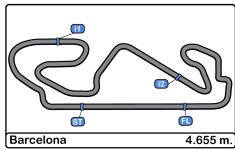
4	1:39.521	
18	1:40.056	02.714
10	1:39.854	03.817
1	1:40.222	06.735
34	1:41.064	09.654
28	1:41.110	10.210
77	1:41.216	11.248
8	1:41.111	11.661
11	1:41.440	14.614
22	1:41.001	15.725
3	1:41.248	17.387
6	1:42.218	21.058

Num	Lap Time	Gap
-----	----------	-----

**Lap 14**

4	1:39.684	
18	1:39.972	03.002
10	1:39.891	04.024
1	1:40.332	07.383
34	1:40.842	10.812
28	1:40.883	11.409





**Circuit de Barcelona**  
**Euroformula Open**  
**Race - 1**  
**Analysis by Lap**



77	1:41.125	12.689	28	1:41.950	17.044
8	1:41.176	13.153	77	1:41.693	17.509
11	1:40.970	15.900	8	1:41.531	17.821
22	1:41.154	17.195	11	1:41.125	19.699
3	1:41.020	18.723	22	1:41.614	23.478
6	1:42.077	23.451	3	1:41.583	23.966
<b>Num</b>	<b>Lap Time</b>	<b>Gap</b>	6	1:41.642	30.487

**Lap 15**

4	1:39.576	
18	1:39.699	03.125
10	1:39.888	04.336
1	1:40.299	08.106
34	1:41.082	12.318
28	1:41.008	12.841
77	1:40.934	14.047
8	1:40.966	14.543
11	1:40.803	17.127
22	1:41.581	19.200
3	1:41.289	20.436
6	1:42.213	26.088

**Num Lap Time Gap**

**Lap 16**

4	1:39.667	
18	1:39.827	03.285
10	1:39.936	04.605
1	1:40.458	08.897
34	1:41.434	14.085
28	1:41.405	14.579
77	1:40.921	15.301
8	1:40.899	15.775
11	1:40.599	18.059
22	1:41.816	21.349
3	1:41.099	21.868
6	1:41.909	28.330

**Num Lap Time Gap**

**Lap 17**

4	1:39.485	
18	1:40.044	03.844
10	1:39.991	05.111
1	1:40.141	09.553
34	1:41.902	16.502

**Num Lap Time Gap**

**Lap 18**

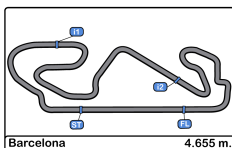
4	1:39.275	
18	1:39.942	04.511
10	1:39.767	05.603
1	1:39.793	10.071
34	1:41.895	19.122
28	1:41.649	19.418
77	1:41.562	19.796
8	1:41.554	20.100
11	1:40.862	21.286
22	1:41.203	25.406
3	1:41.216	25.907
6	1:41.880	33.092

**Num Lap Time Gap**

**Lap 19**

4	1:39.742	
18	1:40.189	04.958
10	1:39.819	05.680
1	1:44.385	14.714
34	1:41.675	21.055
28	1:41.753	21.429
77	1:42.245	22.299
8	1:42.345	22.703
11	1:41.936	23.480
22	1:41.392	27.056
3	1:41.339	27.504
6	1:41.587	34.937



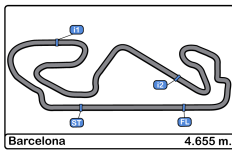


**Circuito de Barcelona**  
**Euroformula Open**  
**Race - 1**  
**Best Sectors Results**



Sector - 1				Sector - 2				Sector - 3				Ideal Lap vs Best Lap				
Clas	Nº	Driver	Time	Nº	Driver	Time	Nº	Driver	Time	Clas	Nº	Driver	Ideal Lap	Best Lap	Clas	
1	10	Bent Viscaal	28.790	4	Felipe Drugovich	38.024	4	Felipe Drugovich	32.352	1	4	Felipe Drugovich	1:39.211	1:39.275	1	
2	28	Cameron Das	28.831	10	Bent Viscaal	38.125	18	Marcos Siebert	32.537	2	10	Bent Viscaal	1:39.519	1:39.767	3	
3	4	Felipe Drugovich	28.835	18	Marcos Siebert	38.156	1	David Schumacher	32.601	3	18	Marcos Siebert	1:39.555	1:39.699	2	
4	18	Marcos Siebert	28.862	1	David Schumacher	38.240	10	Bent Viscaal	32.604	4	1	David Schumacher	1:39.710	1:39.793	4	
5	1	David Schumacher	28.869	3	Kaylen Frederick	38.549	11	Brad Benavides	32.863	5	11	Brad Benavides	1:40.418	1:40.599	5	
6	8	Lukas Dunner	28.928	28	Cameron Das	38.573	77	Guilherme Samaia	32.980	6	28	Cameron Das	1:40.429	1:40.883	7	
7	11	Brad Benavides	28.955	11	Brad Benavides	38.600	28	Cameron Das	33.025	7	34	Matheus Iorio	1:40.677	1:40.842	6	
8	34	Matheus Iorio	29.001	22	Patrick Schott	38.618	34	Matheus Iorio	33.030	8	8	Lukas Dunner	1:40.700	1:40.899	8	
9	58	Javier Gonzalez	29.001	77	Guilherme Samaia	38.643	8	Lukas Dunner	33.030	9	77	Guilherme Samaia	1:40.712	1:40.921	9	
10	77	Guilherme Samaia	29.089	34	Matheus Iorio	38.646	22	Patrick Schott	33.087	10	3	Kaylen Frederick	1:40.771	1:41.020	11	
11	51	Aldo Festante	29.097	6	Alessandro Bracalente	38.741	3	Kaylen Frederick	33.122	11	22	Patrick Schott	1:40.853	1:41.001	10	
12	3	Kaylen Frederick	29.100	8	Lukas Dunner	38.742	6	Alessandro Bracalente	33.285	12	6	Alessandro Bracalente	1:41.421	1:41.587	12	
13	22	Patrick Schott	29.148	5	Dev Gore	39.113	58	Javier Gonzalez	33.359	13	51	Aldo Festante	1:41.890	1:42.262	13	
14	6	Alessandro Bracalente	29.395	51	Aldo Festante	39.223	5	Dev Gore	33.479	14	5	Dev Gore	1:42.111	1:42.469	14	
15	5	Dev Gore	29.519	58	Javier Gonzalez	39.789	51	Aldo Festante	33.570	15	58	Javier Gonzalez	1:42.149	1:47.538	15	



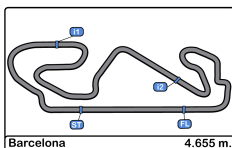


Circuit de Barcelona  
Euroformula Open  
Race - 1  
Leader Sequence



<u>Nº</u>	<u>Entrant</u>	<u>Nat</u>	<u>Driver</u>	<u>Nat</u>	<u>Cat</u>	<u>Chassis</u>	<u>Team</u>	<u>Start Lap</u>	<u>End Lap</u>	<u>Laps</u>	<u>Total Laps</u>
18	Campos Racing	ESP	Marcos Siebert	ARG		Dallara F312	Campos Racing	1	4	4	4
4	RP Motorsport	ITA	Felipe Drugovich	BRA		Dallara F312	RP Motorsport	5	19	15	15



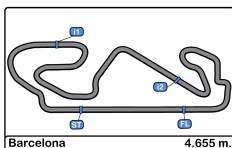


**Circuito de Barcelona**  
**Euroformula Open**  
**Race - 1**  
**Best 5 Lap Times**



Cls	Nº	Entrant	Nat	Driver	Nat	Cat	Cls	Chassis	Team	Best 1		Best 2		Best 3		Best 4		Best 5	
										Time	Lap	Time	Lap	Time	Lap	Time	Lap	Time	Lap
1	4	RP Motorsport	ITA	Felipe Drugovich	BRA			Dallara F312	RP Motorsport	<b>1:39.275</b>	18	1:39.419	12	1:39.485	17	1:39.521	13	1:39.576	15
2	18	Campos Racing	ESP	Marcos Siebert	ARG			Dallara F312	Campos Racing	<b>1:39.699</b>	15	1:39.827	16	1:39.917	11	1:39.942	18	1:39.972	14
3	10	RACE	ESP	Bent Viscaal	NLD	R	1	Dallara F312	Teo Martin Motorsport	<b>1:39.767</b>	18	1:39.819	19	1:39.854	13	1:39.882	11	1:39.888	15
4	1	RP Motorsport	ITA	David Schumacher	DEU	R	2	Dallara F312	RP Motorsport	<b>1:39.793</b>	18	1:40.141	17	1:40.222	13	1:40.299	15	1:40.332	14
5	11	Campos Racing	ESP	Brad Benavides	USA	R	3	Dallara F312	Campos Racing	<b>1:40.599</b>	16	1:40.803	15	1:40.862	18	1:40.970	14	1:41.125	17
6	34	Carlin Motorsport	GBR	Matheus Iorio	BRA			Dallara F312	Carlin Motorsport	<b>1:40.842</b>	14	1:41.064	13	1:41.082	15	1:41.110	12	1:41.279	7
7	28	Carlin Motorsport	GBR	Cameron Das	USA			Dallara F312	Carlin Motorsport	<b>1:40.883</b>	14	1:40.980	12	1:41.008	15	1:41.110	13	1:41.268	6
8	8	Drivex School	ESP	Lukas Dunner	AUT	R	4	Dallara F312	Drivex School	<b>1:40.899</b>	16	1:40.966	15	1:41.111	13	1:41.161	10	1:41.176	14
9	77	RP Motorsport	ITA	Guilherme Samaia	BRA			Dallara F312	RP Motorsport	<b>1:40.921</b>	16	1:40.934	15	1:41.125	14	1:41.158	12	1:41.216	13
10	22	Drivex School	ESP	Patrick Schott	CHE	R	5	Dallara F312	Drivex School	<b>1:41.001</b>	13	1:41.154	12	1:41.154	14	1:41.203	18	1:41.392	19
11	3	RP Motorsport	ITA	Kaylen Frederick	USA	R	6	Dallara F312	RP Motorsport	<b>1:41.020</b>	14	1:41.099	16	1:41.216	18	1:41.248	13	1:41.289	15
12	6	RP Motorsport	ITA	Alessandro Bracalente	ITA			Dallara F312	RP Motorsport	<b>1:41.587</b>	19	1:41.642	17	1:41.880	18	1:41.909	16	1:42.077	14
13	51	RACE	ESP	Aldo Festante	ITA	R	7	Dallara F312	Teo Martin Motorsport	<b>1:42.262</b>	6	1:42.914	5	1:46.192	2	1:50.031	1	2:13.715	7
14	5	Carlin Motorsport	GBR	Dev Gore	USA	R	8	Dallara F312	Carlin Motorsport	<b>1:42.469</b>	6	1:42.999	5	1:46.235	2	1:48.827	1	2:25.888	4
15	58	Drivex School	ESP	Javier Gonzalez	MEX	R	9	Dallara F312	Drivex School	<b>1:47.538</b>	1								



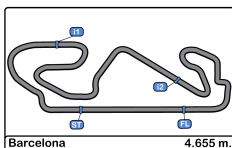


**Circuito de Barcelona**  
**Euroformula Open**  
**Race - 1**  
**Best 5 Top Speeds**



Cls	Nº	Entrant	Nat	Driver	Nat	Cat	Cls	Chassis	Team	Top 1		Top 2		Top 3		Top 4		Top 5		Avg
										Km/h	Lap	Km/h	Lap	Km/h	Lap	Km/h	Lap	Km/h	Lap	
1	51	RACE	ESP	Aldo Festante	ITA	R	1	Dallara F312	Teo Martin Motorsport	246.5	7	243.2	6	241.6	5	241.0	2	209.3	1	236.3
2	3	RP Motorsport	ITA	Kaylen Frederick	USA	R	2	Dallara F312	RP Motorsport	245.4	18	244.8	11	244.3	17	243.7	2	243.7	19	244.4
3	8	Drivex School	ESP	Lukas Dunner	AUT	R	3	Dallara F312	Drivex School	245.4	18	243.7	11	243.2	14	242.6	5	242.6	6	243.5
4	10	RACE	ESP	Bent Viscaal	NLD	R	4	Dallara F312	Teo Martin Motorsport	245.4	5	242.6	9	242.1	2	242.1	10	240.0	7	242.4
5	6	RP Motorsport	ITA	Alessandro Bracalente	ITA			Dallara F312	RP Motorsport	244.8	9	240.0	2	237.8	11	236.8	6	236.8	10	239.2
6	11	Campos Racing	ESP	Brad Benavides	USA	R	5	Dallara F312	Campos Racing	244.8	7	244.8	10	240.5	6	238.4	2	238.4	9	241.4
7	28	Carlin Motorsport	GBR	Cameron Das	USA			Dallara F312	Carlin Motorsport	244.8	19	243.7	7	243.2	9	241.0	11	241.0	13	242.8
8	34	Carlin Motorsport	GBR	Matheus Iorio	BRA			Dallara F312	Carlin Motorsport	244.8	11	242.1	9	242.1	10	240.5	5	239.4	7	241.8
9	77	RP Motorsport	ITA	Guilherme Samaia	BRA			Dallara F312	RP Motorsport	244.3	11	243.2	10	242.6	6	241.6	18	241.0	2	242.5
10	1	RP Motorsport	ITA	David Schumacher	DEU	R	6	Dallara F312	RP Motorsport	243.7	9	242.1	10	241.0	7	240.5	6	240.0	2	241.5
11	4	RP Motorsport	ITA	Felipe Drugovich	BRA			Dallara F312	RP Motorsport	243.7	5	241.0	2	238.4	11	237.8	10	237.3	6	239.7
12	5	Carlin Motorsport	GBR	Dev Gore	USA	R	7	Dallara F312	Carlin Motorsport	242.6	2	238.9	7	238.4	5	238.4	6	216.4	1	234.9
13	58	Drivex School	ESP	Javier Gonzalez	MEX	R	8	Dallara F312	Drivex School	242.6	2	214.2	1							228.4
14	22	Drivex School	ESP	Patrick Schott	CHE	R	9	Dallara F312	Drivex School	241.0	6	238.4	5	237.3	9	236.3	10	236.3	11	237.8
15	18	Campos Racing	ESP	Marcos Siebert	ARG			Dallara F312	Campos Racing	240.5	6	240.0	9	240.0	10	239.4	11	238.4	7	239.6



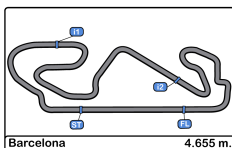


Circuito de Barcelona  
Euroformula Open  
Race - 1  
Fastest Laps Sequence



Lap	Time of Day	Session Time	Nº	Entrant	Nat	Driver	Nat	Cat	Chassis	Team	Time	Km/h
5	14:49:06.766	10:40.766	4	RP Motorsport	ITA	Felipe Drugovich	BRA		Dallara F312	RP Motorsport	<b>1:40.984</b>	165.9
6	14:50:46.684	12:20.684	4	RP Motorsport	ITA	Felipe Drugovich	BRA		Dallara F312	RP Motorsport	<b>1:39.917</b>	167.7
7	14:52:26.434	14:00.434	4	RP Motorsport	ITA	Felipe Drugovich	BRA		Dallara F312	RP Motorsport	<b>1:39.751</b>	167.9
10	14:58:37.092	20:11.092	4	RP Motorsport	ITA	Felipe Drugovich	BRA		Dallara F312	RP Motorsport	<b>1:39.696</b>	168.0
12	15:01:56.359	23:30.359	4	RP Motorsport	ITA	Felipe Drugovich	BRA		Dallara F312	RP Motorsport	<b>1:39.419</b>	168.5
18	15:11:53.567	33:27.567	4	RP Motorsport	ITA	Felipe Drugovich	BRA		Dallara F312	RP Motorsport	<b>1:39.275</b>	168.8





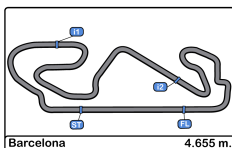
Circuito de Barcelona  
Euroformula Open  
Race - 1  
Event Best Maximum Speed



Nº	Entrant	Nat	Driver	Nat	Cat	Clas	Chassis	Team	Km/h	Session
51	RACE	ESP	Aldo Festante	ITA	R	1	Dallara F312	Teo Martin Motorsport	246.5	Race - 1
10	RACE	ESP	Bent Viscaal	NLD	R	2	Dallara F312	Teo Martin Motorsport	245.4	Race - 1
8	Drivex School	ESP	Lukas Dunner	AUT	R	3	Dallara F312	Drivex School	245.4	Race - 1
3	RP Motorsport	ITA	Kaylen Frederick	USA	R	4	Dallara F312	RP Motorsport	245.4	Race - 1
11	Campos Racing	ESP	Brad Benavides	USA	R	5	Dallara F312	Campos Racing	244.8	Race - 1
6	RP Motorsport	ITA	Alessandro Bracalente	ITA			Dallara F312	RP Motorsport	244.8	Race - 1
34	Carlin Motorsport	GBR	Matheus Iorio	BRA			Dallara F312	Carlin Motorsport	244.8	Race - 1
28	Carlin Motorsport	GBR	Cameron Das	USA			Dallara F312	Carlin Motorsport	244.8	Race - 1
77	RP Motorsport	ITA	Guilherme Samaia	BRA			Dallara F312	RP Motorsport	244.3	Race - 1
4	RP Motorsport	ITA	Felipe Drugovich	BRA			Dallara F312	RP Motorsport	243.7	Free Practice - 2
1	RP Motorsport	ITA	David Schumacher	DEU	R	6	Dallara F312	RP Motorsport	243.7	Race - 1
58	Drivex School	ESP	Javier Gonzalez	MEX	R	7	Dallara F312	Drivex School	242.6	Race - 1
5	Carlin Motorsport	GBR	Dev Gore	USA	R	8	Dallara F312	Carlin Motorsport	242.6	Race - 1
22	Drivex School	ESP	Patrick Schott	CHE	R	9	Dallara F312	Drivex School	241.0	Race - 1
18	Campos Racing	ESP	Marcos Siebert	ARG			Dallara F312	Campos Racing	240.5	Free Practice - 1







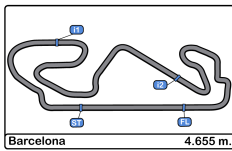
**Circuit de Barcelona**  
**Euroformula Open**  
**Race - 1**  
**Lap Chart**



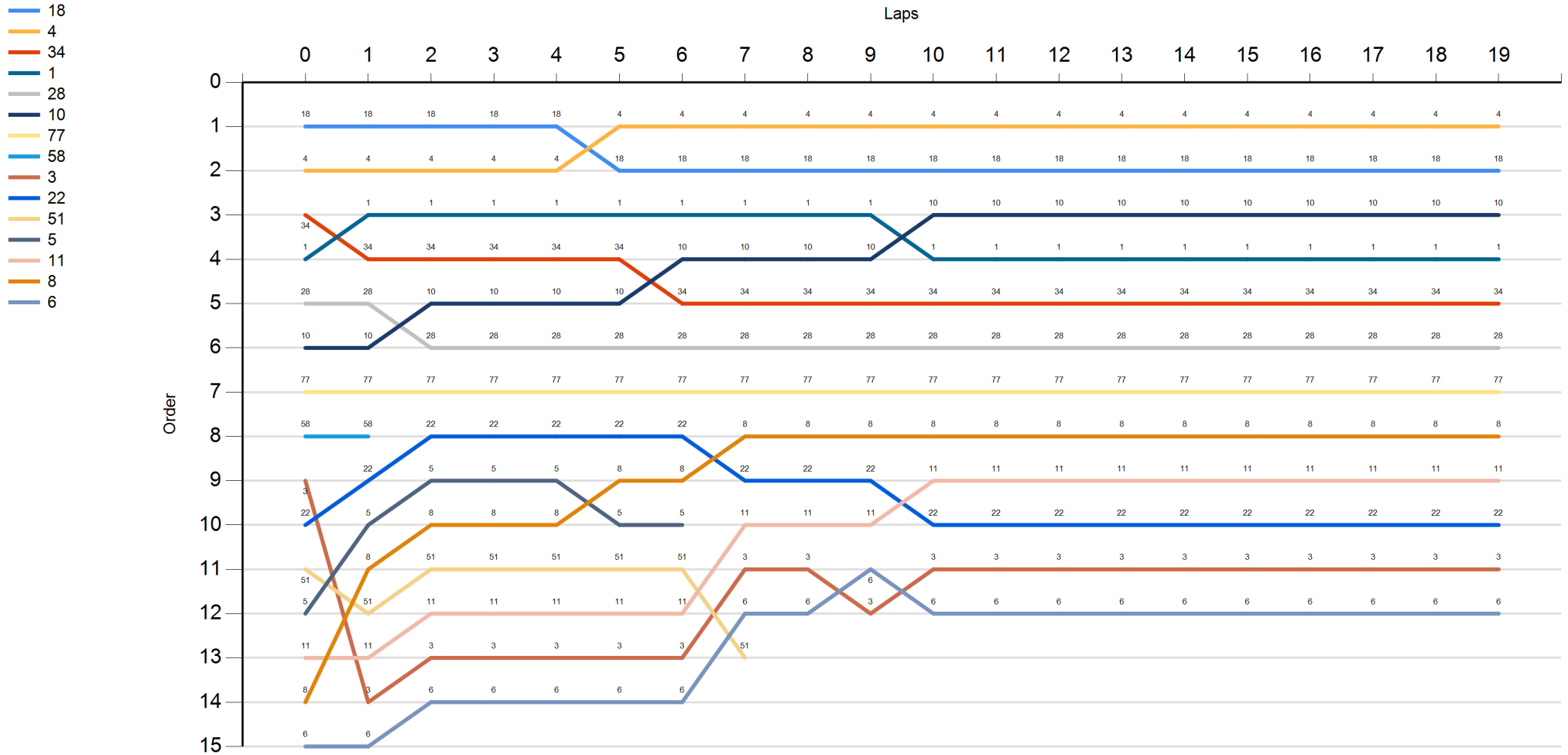
**LAP**

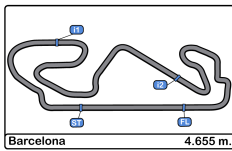
Nr	Po	Grid	1	2	3	4	5	6	7	8	9	10	11	12	13	14	15	16	17	18	19
18	<b>1</b>	18	18	18	18	18	4	4	4	4	4	4	4	4	4	4	4	4	4	4	4
4	<b>2</b>	4	4	4	4	4	18	18	18	18	18	18	18	18	18	18	18	18	18	18	18
34	<b>3</b>	34	1	1	1	1	1	1	1	1	1	10	10	10	10	10	10	10	10	10	10
1	<b>4</b>	1	34	34	34	34	34	10	10	10	10	1	1	1	1	1	1	1	1	1	1
28	<b>5</b>	28	28	10	10	10	10	34	34	34	34	34	34	34	34	34	34	34	34	34	34
10	<b>6</b>	10	10	28	28	28	28	28	28	28	28	28	28	28	28	28	28	28	28	28	28
77	<b>7</b>	77	77	77	77	77	77	77	77	77	77	77	77	77	77	77	77	77	77	77	77
58	<b>8</b>	58	58	22	22	22	22	22	8	8	8	8	8	8	8	8	8	8	8	8	8
3	<b>9</b>	3	22	5	5	5	8	8	22	22	22	11	11	11	11	11	11	11	11	11	11
22	<b>10</b>	22	5	8	8	8	5	5	11	11	11	22	22	22	22	22	22	22	22	22	22
51	<b>11</b>	51	8	51	51	51	51	51	3	3	6	3	3	3	3	3	3	3	3	3	3
5	<b>12</b>	5	51	11	11	11	11	11	6	6	3	6	6	6	6	6	6	6	6	6	6
11	<b>13</b>	11	11	3	3	3	3	3	51												
8	<b>14</b>	8	3	6	6	6	6	6													
6	<b>15</b>	6	6																		





**Circuito de Barcelona**  
**Euroformula Open**  
**Race - 1**  
**Graphic Lap Chart**



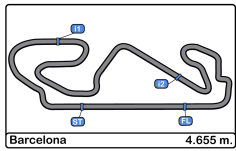


Circuit de Barcelona  
 Euroformula Open  
 Race - 1  
 Pit Stop Analysis

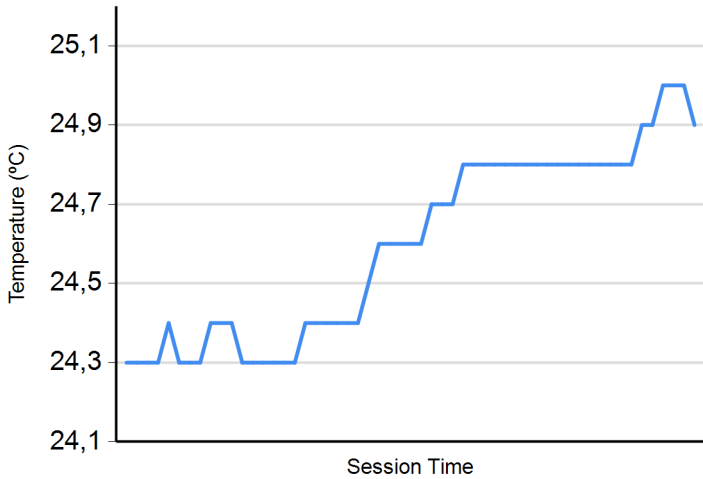


<u>Nr.</u>	<u>In Day Time</u>	<u>Entrant</u>	<u>Nat</u>	<u>Driver</u>	<u>Nat</u>	<u>Cat</u>	<u>Chassis</u>	<u>Team</u>	<u>In Time</u>	<u>Stop N°</u>	<u>Pit Time</u>	<u>Handicap</u>	<u>Penalty</u>
------------	--------------------	----------------	------------	---------------	------------	------------	----------------	-------------	----------------	----------------	-----------------	-----------------	----------------

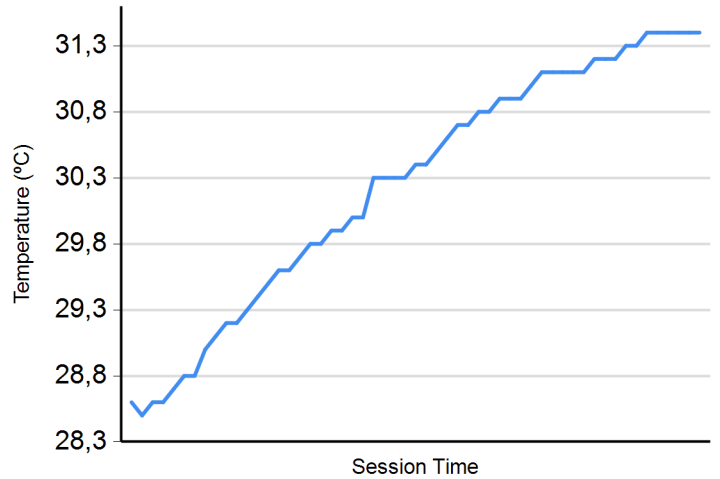




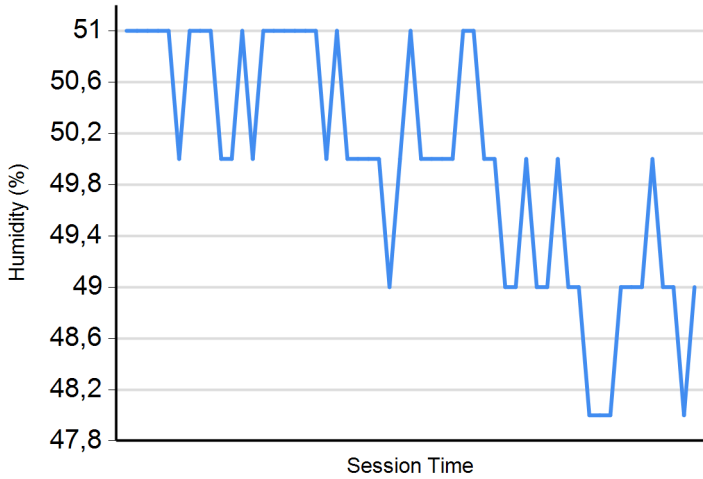
**Air Temperature**



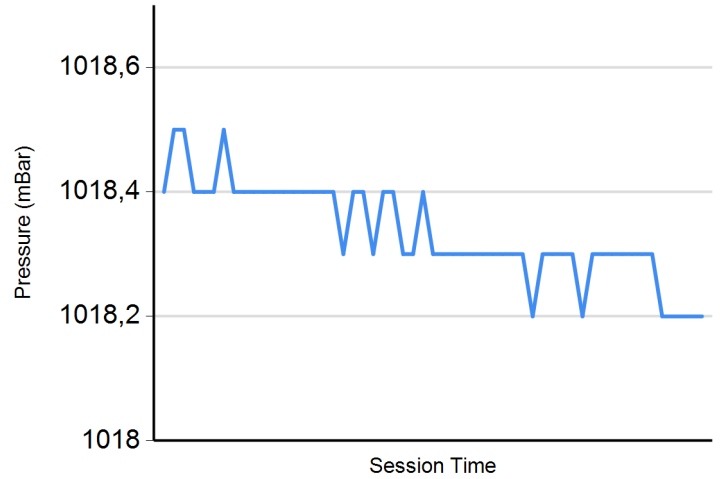
**Track Temperature**



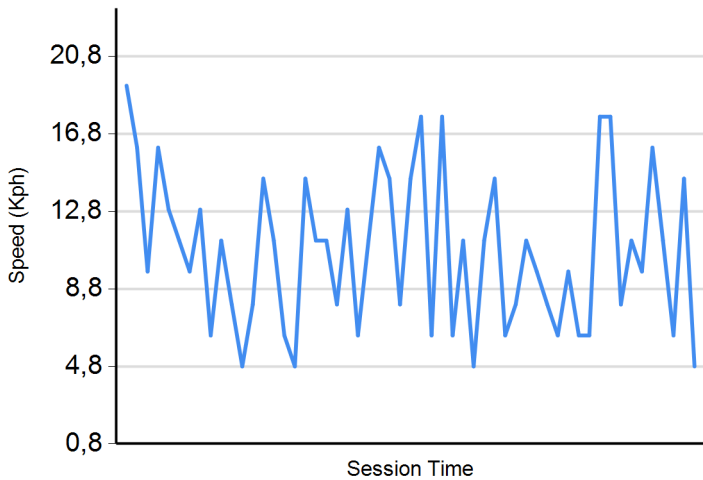
**Humidity**



**Pressure**



**Wind Speed**



**Wind direction**

North = 0°/360° Est = 90° South = 180° West = 270°

