

Circuito de Barcelona
International GT Open
Qualifying - 2 Driver - 2
Provisional Results



Cls	Nº	Entrant/Team	Nat	Driver 1	Nat	Driver 2	Nat	Vehicle	Cat	Cls	Laps	Best	Time	Gap	Interval	Km/h
1	47	RACE / BMW Team Teo Martín	ESP	Fran Rueda	ESP	Silver Andrés Saravia	GTM	Silver BMW M6 GT3	PRO	1	13	11	1:43.118			162.5
2	63	Imperiale Racing	ITA	Giovanni Venturini	ITA	Gold Jeroen Mul	NLD	Silver Lamborghini Huracan GT3	PRO	2	14	11	1:43.205	0.087	0.087	162.3
3	7	RACE / BMW Team Teo Martín	ESP	Márcio Basso	BRA	Bronze Guilherme Salas	BRA	Bronze BMW M6 GT3	AM	1	13	12	1:43.276	0.158	0.071	162.2
4	51	Luzich Racing	USA	Alessandro Pier Guidi	ITA	Platinum Mikkel Mac	DNK	Gold Ferrari 488 GT3	PRO	3	12	10	1:43.425	0.307	0.149	162.0
5	36	Drivex School	ESP	Christian Hahn	BRA	Bronze Lucas Auer	AUT	Gold Mercedes AMG GT3	PROAM	1	12	8	1:43.427	0.309	0.002	162.0
6	72	Lechner Racing	AUT	Mario Plachutta	AUT	Bronze Thomas Jäger	DEU	Gold Mercedes AMG GT3	PROAM	2	14	13	1:43.446	0.328	0.019	161.9
7	19	Imperiale Racing	ITA	Jiatong Liang	CHN	Bronze Raffaele Giammaria	ITA	Gold Lamborghini Huracan GT3	PROAM	3	13	10	1:43.498	0.380	0.052	161.9
8	25	Imperiale Racing	ITA	Riccardo Agostini	ITA	Gold Rik Breukers	NLD	Silver Lamborghini Huracan GT3	PRO	4	13	10	1:43.522	0.404	0.024	161.8
9	12	Ombra Racing	ITA	Andrea Rizzoli	ITA	Silver Damiano Fioravanti	ITA	Silver Lamborghini Huracan GT3	PRO	5	10	7	1:43.786	0.668	0.264	161.4
10	11	RS Racing	ITA	Daniele Di Amato	ITA	Silver Andrea Montermini	ITA	Gold Ferrari 488 GT3	PRO	6	14	13	1:43.954	0.836	0.168	161.2
11	17	Senkyr Motorsport	CZE	Richard Gonda	SVK	Silver Mikkel Jensen	DNK	Silver BMW M6 GT3	PRO	7	10	9	1:44.021	0.903	0.067	161.1
12	71	Luzich Racing	USA	Alexander West	SWE	Bronze Michele Rugolo	ITA	Gold Ferrari 488 GT3	PROAM	4	11	7	1:44.100	0.982	0.079	160.9
13	111	Porteiro Motorsport	ESP	Charles Finelli	USA	Bronze Phillippe Denes	USA	Bronze Mercedes AMG GT3	AM	2	11	7	1:44.187	1.069	0.087	160.8
14	3	RACE / BMW Team Teo Martín	ESP	Lourenço Beirão da Veiga	PRT	Silver Juan Cruz Álvarez	ARG	Silver BMW M6 GT3	PRO	8	12	9	1:44.231	1.113	0.044	160.7
15	52	Luzich Racing	USA	Marco Cioci	ITA	Gold Matt Griffin	IRL	Gold Ferrari 488 GT3	PRO	9	12	9	1:44.424	1.306	0.193	160.4
16	90	Target Racing	ITA	Alberto Di Folco	ITA	Silver Adrian Zaugg	CHE	Silver Lamborghini Huracan GT3	PRO	10	15	12	1:44.465	1.347	0.041	160.4
17	77	Olimp Racing	POL	Mateusz Lisowski	POL	Bronze		Silver Audi R8 LMS	PRO	11	12	12	1:44.555	1.437	0.090	160.2
18	6	Vincenzo Sospiri Racing	ITA	Kang Ling	CHN	Silver Philip Keen	GBR	Gold Lamborghini Huracan GT3	PRO	12	14	13	1:44.577	1.459	0.022	160.2
19	66	Vincenzo Sospiri Racing	ITA	Giulio Borlenghi	BRA	Bronze Andrzej Lewandowski	POL	Bronze Lamborghini Huracan GT3	AM	3	8	4	1:44.714	1.596	0.137	160.0
20	84	Winward Racing / HTP	USA	Russell Ward	USA	Silver Indy Dontje	NLD	Silver Mercedes AMG GT3	PRO	13	11	10	1:44.746	1.628	0.032	159.9
21	333	Rinaldi Racing	DEU	Rinat Salikhov	RUS	Bronze David Perel	ZAF	Silver Ferrari 488 GT3	PROAM	5	11	8	1:44.760	1.642	0.014	159.9
22	91	Target Racing	ITA	Stefano Costantini	ITA	Bronze		Lamborghini Huracan GT3	AM	4	16	15	1:44.838	1.720	0.078	159.8
23	20	SPS Automotive Performance	DEU	Valentin Pierburg	DEU	Bronze Tom Onslow-Cole	GBR	Gold Mercedes AMG GT3	PROAM	6	13	10	1:44.839	1.721	0.001	159.8
24	16	Drivex School	ESP	Marcelo Hahn	BRA	Bronze Allam Khodair	BRA	Gold Mercedes AMG GT3	PROAM	7	13	11	1:44.883	1.765	0.044	159.7
25	27	Daiko Lazarus Racing	ITA	Fabrizio Crestani	ITA	Silver Miguel Ramos	PRT	Bronze Lamborghini Huracan GT3	PROAM	8	11	8	1:44.902	1.784	0.019	159.7
26	96	Optimum Motorsport	GBR	Bradley Ellis	GBR	Silver Oliver Wilkinson	GBR	Bronze Audi R8 LMS	PROAM	9	15	13	1:44.930	1.812	0.028	159.7
27	28	Daiko Lazarus Racing	ITA	Toby Sowery	GBR	Silver Giuseppe Cipriani	ITA	Bronze Lamborghini Huracan GT3	PROAM	10	14	10	1:46.470	3.352	1.540	157.3
28	33	Rinaldi Racing	DEU	Christian Hook	DEU	Bronze Dominik Schwager	DEU	Gold Ferrari 488 GT3	PROAM	11	14	12	1:46.539	3.421	0.069	157.2
29	99	Sports and You	PRT	Manuel Da Costa	PRT	Bronze Miguel Sardinha	PRT	Bronze Mercedes AMG GT3	AM	5	10	7	1:47.645	4.527	1.106	155.6
30	5	Olimp Racing	POL	Stanislaw Jedlinski	POL	Bronze Malgorzata Rdest	POL	Bronze Audi R8 LMS	AM	6	13	7	1:52.208	9.090	4.563	149.3

CAR 11 TIME1:49.540 DISALLOWED TRACK LIMITS

CAR 91 TIME1:46.425 DISALLOWED TRACK LIMITS AT T 3


Published at:.....

Track Temp: 15.6 °C

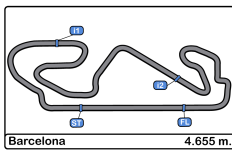
Air Temp: 16.8 °C

Humidity: 85 %

Track Status: DRY

Stewards:	Race Director:	Timekeeper: 
-----------	----------------	---





Circuito de Barcelona
International GT Open
Qualifying - 2 Driver - 2
Provisional Results by Class



Cls	Nº	Entrant/Team	Nat	Driver 1	Nat	Status	Driver 2	Nat	Status	Vehicle	Cat	Cls	Laps	Best	Time	Gap	Interval	Km/h	
PRO																			
1	47	RACE / BMW Team Teo Martín	ESP	<u>Fran Rueda</u>	ESP	Silver	Andrés Saravia	GTM	Silver	BMW M6 GT3	PRO	1	13	11	1:43.118			162.5	
2	63	Imperiale Racing	ITA	<u>Giovanni Venturini</u>	ITA	Gold	Jeroen Mul	NLD	Silver	Lamborghini Huracan GT3	PRO	2	14	11	1:43.205	0.087	0.087	162.3	
3	51	Luzich Racing	USA	<u>Alessandro Pier Guidi</u>	ITA	Platinum	Mikkel Mac	DNK	Gold	Ferrari 488 GT3	PRO	3	12	10	1:43.425	0.307	0.220	162.0	
4	25	Imperiale Racing	ITA	<u>Riccardo Agostini</u>	ITA	Gold	Rik Breukers	NLD	Silver	Lamborghini Huracan GT3	PRO	4	13	10	1:43.522	0.404	0.097	161.8	
5	12	Ombra Racing	ITA	<u>Andrea Rizzoli</u>	ITA	Silver	Damiano Fioravanti	ITA	Silver	Lamborghini Huracan GT3	PRO	5	10	7	1:43.786	0.668	0.264	161.4	
6	11	RS Racing	ITA	<u>Daniele Di Amato</u>	ITA	Silver	Andrea Montermini	ITA	Gold	Ferrari 488 GT3	PRO	6	14	13	1:43.954	0.836	0.168	161.2	
7	17	Senkyr Motorsport	CZE	Richard Gonda	SVK	Silver	<u>Mikkel Jensen</u>	DNK	Silver	BMW M6 GT3	PRO	7	10	9	1:44.021	0.903	0.067	161.1	
8	3	RACE / BMW Team Teo Martín	ESP	Lourenço Beirão da Veiga	PRT	Silver	<u>Juan Cruz Álvarez</u>	ARG	Silver	BMW M6 GT3	PRO	8	12	9	1:44.231	1.113	0.210	160.7	
9	52	Luzich Racing	USA	Marco Cioci	ITA	Gold	<u>Matt Griffin</u>	IRL	Gold	Ferrari 488 GT3	PRO	9	12	9	1:44.424	1.306	0.193	160.4	
10	90	Target Racing	ITA	<u>Alberto Di Folco</u>	ITA	Silver	Adrian Zaugg	CHE	Silver	Lamborghini Huracan GT3	PRO	10	15	12	1:44.465	1.347	0.041	160.4	
11	77	Olimp Racing	POL	Mateusz Lisowski	POL	Bronze			Silver	Audi R8 LMS	PRO	11	12	12	1:44.555	1.437	0.090	160.2	
12	6	Vincenzo Sospiri Racing	ITA	<u>Kang Ling</u>	CHN	Silver	Philip Keen	GBR	Gold	Lamborghini Huracan GT3	PRO	12	14	13	1:44.577	1.459	0.022	160.2	
13	84	Winward Racing / HTP	USA	<u>Russell Ward</u>	USA	Silver	Indy Dontje	NLD	Silver	Mercedes AMG GT3	PRO	13	11	10	1:44.746	1.628	0.169	159.9	
PROAM																			
1	36	Drivex School	ESP	Christian Hahn	BRA	Bronze	<u>Lucas Auer</u>	AUT	Gold	Mercedes AMG GT3	PROAM	1	12	8	1:43.427			162.0	
2	72	Lechner Racing	AUT	Mario Plachutta	AUT	Bronze	<u>Thomas Jäger</u>	DEU	Gold	Mercedes AMG GT3	PROAM	2	14	13	1:43.446	0.019	0.019	161.9	
3	19	Imperiale Racing	ITA	Jiatong Liang	CHN	Bronze	<u>Raffaele Giammaria</u>	ITA	Gold	Lamborghini Huracan GT3	PROAM	3	13	10	1:43.498	0.071	0.052	161.9	
4	71	Luzich Racing	USA	Alexander West	SWE	Bronze	<u>Michele Rugolo</u>	ITA	Gold	Ferrari 488 GT3	PROAM	4	11	7	1:44.100	0.673	0.602	160.9	
5	333	Rinaldi Racing	DEU	<u>Rinat Salikhov</u>	RUS	Bronze	David Perel	ZAF	Silver	Ferrari 488 GT3	PROAM	5	11	8	1:44.760	1.333	0.660	159.9	
6	20	SPS Automotive Performance	DEU	<u>Valentin Pierburg</u>	DEU	Bronze	Tom Onslow-Cole	GBR	Gold	Mercedes AMG GT3	PROAM	6	13	10	1:44.839	1.412	0.079	159.8	
7	16	Drivex School	ESP	<u>Marcelo Hahn</u>	BRA	Bronze	Allam Khodair	BRA	Gold	Mercedes AMG GT3	PROAM	7	13	11	1:44.883	1.456	0.044	159.7	
8	27	Daiko Lazarus Racing	ITA	Fabrizio Crestani	ITA	Silver	<u>Miguel Ramos</u>	PRT	Bronze	Lamborghini Huracan GT3	PROAM	8	11	8	1:44.902	1.475	0.019	159.7	
9	96	Optimum Motorsport	GBR	Bradley Ellis	GBR	Silver	<u>Oliver Wilkinson</u>	GBR	Bronze	Audi R8 LMS	PROAM	9	15	13	1:44.930	1.503	0.028	159.7	
10	28	Daiko Lazarus Racing	ITA	Toby Sowery	GBR	Silver	<u>Giuseppe Cipriani</u>	ITA	Bronze	Lamborghini Huracan GT3	PROAM	10	14	10	1:46.470	3.043	1.540	157.3	
11	33	Rinaldi Racing	DEU	<u>Christian Hook</u>	DEU	Bronze	Dominik Schwager	DEU	Gold	Ferrari 488 GT3	PROAM	11	14	12	1:46.539	3.112	0.069	157.2	
AM																			
1	7	RACE / BMW Team Teo Martín	ESP	Márcio Basso	BRA	Bronze	<u>Guilherme Salas</u>	BRA	Bronze	BMW M6 GT3	AM	1	13	12	1:43.276			162.2	
2	111	Porteiro Motorsport	ESP	Charles Finelli	USA	Bronze	<u>Phillippe Denes</u>	USA	Bronze	Mercedes AMG GT3	AM	2	11	7	1:44.187	0.911	0.911	160.8	
3	66	Vincenzo Sospiri Racing	ITA	<u>Giulio Borlenghi</u>	BRA	Bronze	Andrzej Lewandowski	POL	Bronze	Lamborghini Huracan GT3	AM	3	8	4	1:44.714	1.438	0.527	160.0	
4	91	Target Racing	ITA	Stefano Costantini	ITA	Bronze				Lamborghini Huracan GT3	AM	4	16	15	1:44.838	1.562	0.124	159.8	
5	99	Sports and You	PRT	Manuel Da Costa	PRT	Bronze	<u>Miguel Sardinha</u>	PRT	Bronze	Mercedes AMG GT3	AM	5	10	7	1:47.645	4.369	2.807	155.6	
6	5	Olimp Racing	POL	<u>Stanislaw Jedlinski</u>	POL	Bronze	Malgorzata Rdest	POL	Bronze	Audi R8 LMS	AM	6	13	7	1:52.208	8.932	4.563	149.3	

Published at:.....

Track Temp: 15.6 °C Air Temp: 16.8 °C Humidity: 85 % Track Status: DRY

Stewards:	Race Director:	Timekeeper:
------------------	-----------------------	--------------------





**Circuit de Barcelona
International GT Open
Qualifying - 2 Driver - 2
Lap Analysis**



3

1 Lourenço Beirão da Veiga BMW M6 GT3

PRO 2 Juan Cruz Álvarez RACE / BMW Team Teo Martín AM

Lap	D	Time	Sector 1	Sector 2	Sector 3	T. Spd	Elapsed
1	2	10:22:35.533	10:21:07.155	48.844	39.534	126.1	10:22:35.533
2	2	1:47.138	30.264	41.612	35.262	263.4	10:24:22.671
3	2	1:52.360 P	30.096	41.912	40.352	265.3	10:26:15.031
4	2	4:10.007	2:44.758	48.536	36.713	193.2	10:30:25.038
5	2	1:44.281	29.262	40.558	34.461	264.7	10:32:09.319
6	2	1:44.648	29.236	40.785	34.627	267.3	10:33:53.967
7	2	1:54.506 P	29.792	41.936	42.778	266.0	10:35:48.473
8	2	8:00.485	6:41.800	43.315	35.370	175.3	10:43:48.958
9	2	1:44.231	29.399	40.532	34.300	266.0	10:45:33.189
10	2	1:55.608	30.399	45.560	39.649	267.3	10:47:28.797
11	2	1:44.610	29.603	40.538	34.469	266.6	10:49:13.407
12	2	2:01.843 P	32.336	45.935	43.572	266.6	10:51:15.250

7

1 Márcio Basso BMW M6 GT3

2 Guilherme Salas RACE / BMW Team Teo Martín

Lap	D	Time	Sector 1	Sector 2	Sector 3	T. Spd	Elapsed
1	2	10:22:45.132	10:21:23.098	42.671	39.363	166.9	10:22:45.132
2	2	1:47.038	30.222	41.506	35.310	262.7	10:24:32.170
3	2	1:46.804	30.126	41.467	35.211	266.0	10:26:18.974
4	2	1:46.357	29.591	41.254	35.512	263.4	10:28:05.331
5	2	1:51.115 P	29.892	41.135	40.088	264.0	10:29:56.446
6	2	5:30.210	4:07.492	45.427	37.291	138.9	10:35:26.656
7	2	1:44.117	29.286	40.437	34.394	263.4	10:37:10.773
8	2	1:54.334	29.218	40.295	44.821	265.3	10:39:05.107
9	2	1:44.298	29.287	40.508	34.503	263.4	10:40:49.405
10	2	1:56.313 P	31.503	43.321	41.489	261.5	10:42:45.718
11	2	3:25.992	2:04.546	45.264	36.182	145.5	10:46:11.710
12	2	1:43.276	29.062	39.987	34.227	266.0	10:47:54.986
13	2	1:59.212 P	30.669	45.912	42.631	266.0	10:49:54.198

5

1 Stanislaw Jedlinski Audi R8 LMS

AM 2 Malgorzata Rdest Olimp Racing

Lap	D	Time	Sector 1	Sector 2	Sector 3	T. Spd	Elapsed
1	1	10:22:37.491	10:21:08.864	47.731	40.896	177.9	10:22:37.491
2	1	1:53.228	32.192	44.203	36.833	259.6	10:24:30.719
3	1	1:53.331	31.368	44.378	37.585	260.2	10:26:24.050
4	1	1:53.580	31.900	44.180	37.500	260.2	10:28:17.630
5	1	2:09.054 P	32.463	46.653	49.938	260.8	10:30:26.684
6	1	2:52.324	1:30.767	44.047	37.510	190.4	10:33:19.008
7	1	1:52.208	31.669	43.589	36.950	259.6	10:35:11.216
8	1	1:52.785	31.581	43.689	37.515	260.2	10:37:04.001
9	1	1:54.016	31.555	44.164	38.297	259.6	10:38:58.017
10	1	1:56.194	32.197	45.089	38.908	256.5	10:40:54.211
11	1	1:59.067	32.324	45.230	41.513	258.9	10:42:53.278
12	1	2:00.079	31.873	45.501	42.705	257.7	10:44:53.357
13	1	2:11.445 P	32.738	45.333	53.374	257.7	10:47:04.802

11

1 Daniele Di Amato Ferrari 488 GT3

PRO 2 Andrea Montermini RS Racing

Lap	D	Time	Sector 1	Sector 2	Sector 3	T. Spd	Elapsed
1	1	10:22:12.283	10:20:47.739	46.819	37.725	116.8	10:22:12.283
2	1	1:48.044	30.611	41.577	35.856	260.8	10:24:00.327
3	1	1:53.265 P	30.077	41.276	41.912	263.4	10:25:53.592
4	1	3:31.518	2:13.885	41.946	35.687	192.8	10:29:25.110
5	1	1:44.480	29.576	40.619	34.285	262.7	10:31:09.590
6	1	1:49.540	29.940	41.500	38.100	262.7	10:32:59.130
7	1	1:44.359	29.641	40.514	34.204	260.8	10:34:43.489
8	1	1:50.740 P	29.995	41.145	39.600	262.1	10:36:34.229
9	1	7:25.065	6:05.117	41.137	38.811	193.5	10:43:59.294
10	1	1:44.346	29.312	40.660	34.374	264.0	10:45:43.640
11	1	1:50.317	29.272	45.574	35.471	266.0	10:47:33.957
12	1	1:47.483	29.250	40.609	37.624	267.3	10:49:21.440
13	1	1:43.954	29.220	40.368	34.366	265.3	10:51:05.394
14	1	1:52.784 P	29.905	41.412	41.467	264.7	10:52:58.178

6

1 Kang Ling Lamborghini Huracan GT3

PRO 2 Philip Keen Vincenzo Sospiri Racing

Lap	D	Time	Sector 1	Sector 2	Sector 3	T. Spd	Elapsed
1	1	10:22:31.210	10:21:07.510	47.295	36.405	143.0	10:22:31.210
2	1	1:48.333	30.609	42.228	35.496	262.7	10:24:19.543
3	1	1:47.175	30.421	41.654	35.100	264.7	10:26:06.718
4	1	1:46.898	30.130	41.312	35.456	264.0	10:27:53.616
5	1	1:51.614 P	30.290	41.201	40.123	263.4	10:29:45.230
6	1	3:41.261	2:25.332	41.162	34.767	190.8	10:33:26.491
7	1	1:44.975	29.630	40.587	34.758	264.0	10:35:11.466
8	1	1:50.073	31.804	43.250	35.019	262.7	10:37:01.539
9	1	1:50.375 P	29.729	40.761	39.885	262.1	10:38:51.914
10	1	4:23.050	3:01.574	40.953	40.523	183.3	10:43:14.964
11	1	1:47.142	29.702	40.515	36.925	264.0	10:45:02.106
12	1	1:48.020	29.462	40.523	38.035	265.3	10:46:50.126
13	1	1:44.577	29.485	40.545	34.547	265.3	10:48:34.703
14	1	1:54.632 P	30.163	43.285	41.184	265.3	10:50:29.335

12

1 Andrea Rizzoli Lamborghini Huracan GT3

PRO 2 Damiano Fioravanti Ombra Racing

Lap	D	Time	Sector 1	Sector 2	Sector 3	T. Spd	Elapsed
1	1	10:25:25.419	10:23:48.650	47.561	49.208	189.8	10:25:25.419
2	1	1:54.436	29.449	40.654	44.333	262.7	10:27:19.855
3	1	1:44.295	29.277	40.598	34.420	264.0	10:29:04.150
4	1	1:57.301 P	29.430	44.609	43.262	265.3	10:31:01.451
5	1	12:04.018	10:41.878	45.216	36.924	188.1	10:43:05.469
6	1	2:04.392	29.466	40.236	54.690	262.7	10:45:09.861
7	1	1:43.786	29.298	40.308	34.180	265.3	10:46:53.647
8	1	1:50.557	29.371	42.526	38.660	269.3	10:48:44.204
9	1	1:44.262	29.297	40.381	34.584	265.3	10:50:28.466
10	1	2:00.240 P	33.417	44.370	42.453	210.1	10:52:28.706





Circuit de Barcelona
International GT Open
Qualifying - 2 Driver - 2
Lap Analysis



16

1 Marcelo Hahn Mercedes AMG GT3
PROAM 2 Allam Khodair Drivex School

20

1 Valentin Pierburg Mercedes AMG GT3
PROAM 2 Tom Onslow-Cole SPS Automotive Performance

Lap	D	Time	Sector 1	Sector 2	Sector 3	T. Spd	Elapsed	Lap	D	Time	Sector 1	Sector 2	Sector 3	T. Spd	Elapsed
1	1	10:23:02.711	10:21:43.478	42.740	36.493	187.5	10:23:02.711	1	1	10:22:56.736	10:21:17.194	1:00.669	38.873	108.4	10:22:56.736
2	1	1:49.075	30.710	42.365	36.000	257.1	10:24:51.786	2	1	1:48.299	30.413	41.576	36.310	258.3	10:24:45.035
3	1	1:53.275 P	30.704	42.163	40.408	261.5	10:26:45.061	3	1	1:46.526	29.842	41.302	35.382	259.6	10:26:31.561
4	1	3:23.415	2:05.218	42.946	35.251	152.9	10:30:08.476	4	1	1:46.452	29.792	41.320	35.340	260.2	10:28:18.013
5	1	1:46.821	30.141	41.437	35.243	262.1	10:31:55.297	5	1	1:49.140	30.433	42.139	36.568	263.4	10:30:07.153
6	1	1:46.478	29.963	41.449	35.066	260.8	10:33:41.775	6	1	1:52.580 P	29.898	41.475	41.207	258.9	10:31:59.733
7	1	1:47.628	29.849	41.376	36.403	260.2	10:35:29.403	7	1	7:10.790	5:48.853	44.900	37.037	192.1	10:39:10.523
8	1	1:46.274	30.027	41.243	35.004	260.2	10:37:15.677	8	1	1:45.365	29.572	40.825	34.968	258.9	10:40:55.888
9	1	1:53.644 P	30.003	41.706	41.935	258.9	10:39:09.321	9	1	1:48.715	29.924	43.018	35.773	260.8	10:42:44.603
10	1	5:34.706	4:09.970	47.265	37.471	190.1	10:44:44.027	10	1	1:44.839	29.592	40.627	34.620	258.3	10:44:29.442
11	1	1:44.883	29.677	40.698	34.508	260.2	10:46:28.910	11	1	1:44.839	29.542	40.537	34.760	261.5	10:46:14.281
12	1	2:00.716	30.551	48.776	41.389	262.7	10:48:29.626	12	1	1:45.948	29.410	40.813	35.725	262.7	10:48:00.229
13	1	2:06.043 P	32.060	44.958	49.025	259.6	10:50:35.669	13	1	1:52.034 P	29.563	40.974	41.497	261.5	10:49:52.263

17

1 Richard Gonda BMW M6 GT3
PRO 2 Mikkel Jensen Senkyr Motorsport

25

1 Riccardo Agostini Lamborghini Huracan GT3
PRO 2 Rik Breukers Imperiale Racing

Lap	D	Time	Sector 1	Sector 2	Sector 3	T. Spd	Elapsed	Lap	D	Time	Sector 1	Sector 2	Sector 3	T. Spd	Elapsed
1	2	10:28:16.084	10:26:49.914	44.250	41.920	186.8	10:28:16.084	1	1	10:22:30.506	10:21:06.749	46.185	37.572	116.2	10:22:30.506
2	2	1:44.377	29.484	40.459	34.434	264.7	10:30:00.461	2	1	1:48.014	30.559	41.829	35.626	260.2	10:24:18.520
3	2	1:50.869	30.050	44.691	36.128	264.7	10:31:51.330	3	1	1:51.583 P	29.946	41.179	40.458	264.0	10:26:10.103
4	2	1:46.832	29.359	41.018	36.455	267.3	10:33:38.162	4	1	6:32.035	5:03.931	47.326	40.778	171.4	10:32:42.138
5	2	1:49.399 P	29.494	40.676	39.229	263.4	10:35:27.561	5	1	1:44.443	29.527	40.297	34.619	261.5	10:34:26.581
6	2	7:46.072	6:22.505	41.342	42.225	190.8	10:43:13.633	6	1	1:49.327	29.378	41.413	38.536	264.7	10:36:15.908
7	2	1:47.133	29.363	40.599	37.171	265.3	10:45:00.766	7	1	1:44.319	29.388	40.503	34.428	262.7	10:38:00.227
8	2	1:47.444	29.269	41.395	36.780	264.0	10:46:48.210	8	1	1:59.583 P	30.951	44.970	43.662	262.1	10:39:59.810
9	2	1:44.021	29.221	40.328	34.472	266.0	10:48:32.231	9	1	4:13.330	2:54.776	42.969	35.585	183.9	10:44:13.140
10	2	1:52.538 P	29.159	40.298	43.081	267.3	10:50:24.769	10	1	1:43.522	29.276	40.076	34.170	263.4	10:45:56.662
11	1	1:46.773	29.186	40.260	37.327	265.3	10:47:43.435	11	1	1:46.773	29.186	40.260	37.327	265.3	10:47:43.435
12	1	1:43.535	29.216	40.129	34.190	265.3	10:49:26.970	12	1	1:43.535	29.216	40.129	34.190	265.3	10:49:26.970
13	1	1:52.711 P	29.248	40.235	43.228	266.0	10:51:19.681	13	1	1:52.711 P	29.248	40.235	43.228	266.0	10:51:19.681

19

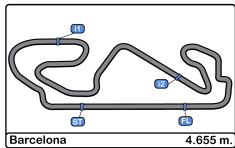
1 Jiatong Liang Lamborghini Huracan GT3
PROAM 2 Raffaele Giammaria Imperiale Racing

27

1 Fabrizio Crestani Lamborghini Huracan GT3
PROAM 2 Miguel Ramos Daiko Lazarus Racing

Lap	D	Time	Sector 1	Sector 2	Sector 3	T. Spd	Elapsed	Lap	D	Time	Sector 1	Sector 2	Sector 3	T. Spd	Elapsed
1	2	10:22:29.385	10:21:03.956	47.425	38.004	156.5	10:22:29.385	1	2	10:22:16.328	10:20:47.273	50.535	38.520	142.6	10:22:16.328
2	2	1:48.532	30.791	41.861	35.880	257.7	10:24:17.917	2	2	2:03.055 P	31.550	44.811	46.694	262.1	10:24:19.383
3	2	1:50.775 P	30.035	41.150	39.590	262.1	10:26:08.692	3	2	3:16.178	1:55.803	41.687	38.688	178.5	10:27:35.561
4	2	3:26.869	2:09.669	42.183	35.017	192.1	10:29:35.561	4	2	1:46.262	29.886	41.152	35.224	264.7	10:29:21.823
5	2	1:44.509	29.405	40.220	34.884	263.4	10:31:20.070	5	2	1:45.816	29.788	41.125	34.903	264.7	10:31:07.639
6	2	1:44.107	29.502	40.304	34.301	262.7	10:33:04.177	6	2	1:55.636 P	29.813	41.234	44.589	264.0	10:33:03.275
7	2	1:51.845	29.561	46.127	36.157	263.4	10:34:56.022	7	2	3:17.599	1:55.594	43.050	38.955	182.4	10:36:20.874
8	2	1:53.389 P	29.373	40.329	43.687	262.7	10:36:49.411	8	2	1:44.902	29.558	40.720	34.624	264.0	10:38:05.776
9	2	7:03.840	5:42.779	44.114	36.947	185.8	10:43:53.251	9	2	1:45.001	29.473	40.845	34.683	265.3	10:39:50.777
10	2	1:43.498	29.270	40.088	34.140	263.4	10:45:36.749	10	2	1:55.203	30.843	42.942	41.418	248.8	10:41:45.980
11	2	1:48.942	29.289	41.354	38.299	264.7	10:47:25.691	11	2	1:59.483 P	29.766	42.725	46.992	263.4	10:43:45.463
12	2	1:43.861	29.271	40.367	34.223	263.4	10:49:09.552								
13	2	1:58.531 P	29.238	40.443	48.850	264.0	10:51:08.083								





Circuit de Barcelona
International GT Open
Qualifying - 2 Driver - 2
Lap Analysis



28

1 Toby Sowery
 Lamborghini Huracan GT3
 PROAM 2 Giuseppe Cipriani
 Daiko Lazarus Racing

Lap	D	Time	Sector 1	Sector 2	Sector 3	T. Spd	Elapsed
1	2	10:21:57.204	10:20:36.422	43.990	36.792	183.9	10:21:57.204
2	2	1:49.441	30.928	42.369	36.144	260.2	10:23:46.645
3	2	1:58.618 P	30.594	42.275	45.749	262.7	10:25:45.263
4	2	3:44.241	2:25.669	42.333	36.239	185.8	10:29:29.504
5	2	1:46.762	29.916	41.497	35.349	266.6	10:31:16.266
6	2	1:46.842	30.046	41.480	35.316	262.7	10:33:03.108
7	2	1:46.964	30.181	41.360	35.423	264.0	10:34:50.072
8	2	1:57.625 P	30.603	42.376	44.646	262.1	10:36:47.697
9	2	3:44.787	2:27.147	41.638	36.002	185.2	10:40:32.484
10	2	1:46.470	30.154	41.239	35.077	263.4	10:42:18.954
11	2	1:46.765	29.941	41.317	35.507	264.0	10:44:05.719
12	2	1:48.116	29.862	41.613	36.641	266.0	10:45:53.835
13	2	1:46.966	29.855	41.577	35.534	266.6	10:47:40.801
14	2	2:04.699 P	30.124	46.671	47.904	268.6	10:49:45.500

47

1 Fran Rueda
 BMW M6 GT3
 PRO 2 Andrés Saravia
 RACE / BMW Team Teo Martín

Lap	D	Time	Sector 1	Sector 2	Sector 3	T. Spd	Elapsed
1	1	10:22:04.881	10:20:47.024	42.497	35.360	107.3	10:22:04.881
2	1	1:45.990	29.886	40.910	35.194	262.7	10:23:50.871
3	1	1:45.262	29.614	40.755	34.893	265.3	10:25:36.133
4	1	1:45.240	29.682	40.902	34.656	264.7	10:27:21.373
5	1	1:52.980 P	30.354	41.877	40.749	266.6	10:29:14.353
6	1	3:11.322	1:55.281	41.361	34.680	163.6	10:32:25.675
7	1	1:43.527	29.144	40.134	34.249	266.0	10:34:09.202
8	1	1:45.998	29.816	41.513	34.669	266.0	10:35:55.200
9	1	1:49.992 P	29.432	40.485	40.075	266.0	10:37:45.192
10	1	7:40.640	6:14.635	42.143	43.862	132.6	10:45:25.832
11	1	1:43.118	29.043	40.068	34.007	266.0	10:47:08.950
12	1	1:49.696	29.069	44.620	36.007	269.3	10:48:58.646
13	1	1:57.172 P	29.091	42.880	45.201	267.9	10:50:55.818

33

1 Christian Hook
 Ferrari 488 GT3
 PROAM 2 Dominik Schwager
 Rinaldi Racing

Lap	D	Time	Sector 1	Sector 2	Sector 3	T. Spd	Elapsed
1	1	10:27:08.043	10:25:50.297	42.486	35.260	188.8	10:27:08.043
2	1	1:46.950	30.237	41.669	35.044	261.5	10:28:54.993
3	1	1:46.949	30.149	41.643	35.157	261.5	10:30:41.942
4	1	1:48.503	30.204	41.809	36.490	259.6	10:32:30.445
5	1	1:47.032	30.123	41.438	35.471	260.2	10:34:17.477
6	1	1:46.712	30.111	41.438	35.163	260.8	10:36:04.189
7	1	1:52.103 P	30.162	42.218	39.723	262.1	10:37:56.292
8	1	4:18.322	2:58.986	43.325	36.011	191.1	10:42:14.614
9	1	1:47.874	30.357	41.937	35.580	257.7	10:44:02.488
10	1	1:48.239	30.573	41.589	36.077	262.7	10:45:50.727
11	1	1:46.569	30.042	41.436	35.091	261.5	10:47:37.296
12	1	1:46.539	29.943	41.534	35.062	264.0	10:49:23.835
13	1	1:46.922	30.177	41.463	35.282	261.5	10:51:10.757
14	1	2:07.661 P	32.041	48.022	47.598	255.9	10:53:18.418

51

1 Alessandro Pier Guidi
 Ferrari 488 GT3
 PRO 2 Mikkel Mac
 Luzich Racing

Lap	D	Time	Sector 1	Sector 2	Sector 3	T. Spd	Elapsed
1	1	10:22:48.970	10:21:30.599	42.542	35.829	190.8	10:22:48.970
2	1	1:46.216	30.022	41.215	34.979	262.7	10:24:35.186
3	1	1:50.573 P	29.692	41.529	39.352	264.7	10:26:25.759
4	1	4:08.734	2:52.782	41.147	34.805	194.9	10:30:34.493
5	1	1:43.780	29.356	40.276	34.148	263.4	10:32:18.273
6	1	1:43.967	29.322	40.372	34.273	264.0	10:34:02.240
7	1	1:44.087	29.284	40.413	34.390	262.7	10:35:46.327
8	1	1:50.720 P	29.823	41.187	39.710	262.7	10:37:37.047
9	1	6:41.085	5:23.007	42.139	35.939	167.7	10:44:18.132
10	1	1:43.425	29.283	40.164	33.978	263.4	10:46:01.557
11	1	1:43.619	29.162	40.288	34.169	264.0	10:47:45.176
12	1	1:52.565 P	29.835	41.887	40.843	264.7	10:49:37.741

36

1 Christian Hahn
 Mercedes AMG GT3
 PROAM 2 Lucas Auer
 Drivex School

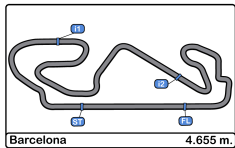
Lap	D	Time	Sector 1	Sector 2	Sector 3	T. Spd	Elapsed
1	2	10:25:16.012	10:23:54.731	42.552	38.729	170.8	10:25:16.012
2	2	1:59.650	29.423	54.565	35.662	263.4	10:27:15.662
3	2	1:44.852	29.405	40.439	35.008	262.1	10:29:00.514
4	2	1:52.342	30.131	43.972	38.239	262.7	10:30:52.856
5	2	1:45.441	29.542	40.921	34.978	262.7	10:32:38.297
6	2	1:53.000 P	30.276	42.132	40.592	262.7	10:34:31.297
7	2	9:51.143	8:31.127	42.927	37.089	189.8	10:44:22.440
8	2	1:43.427	29.389	40.083	33.955	262.7	10:46:05.867
9	2	1:43.497	29.077	40.155	34.265	264.7	10:47:49.364
10	2	1:51.878	32.322	43.040	36.516	252.9	10:49:41.242
11	2	1:43.795	29.187	40.304	34.304	263.4	10:51:25.037
12	2	1:54.569 P	30.232	43.002	41.335	264.0	10:53:19.606

52

1 Marco Cioci
 Ferrari 488 GT3
 PRO 2 Matt Griffin
 Luzich Racing

Lap	D	Time	Sector 1	Sector 2	Sector 3	T. Spd	Elapsed
1	2	10:25:11.784	10:23:47.321	47.445	37.018	187.5	10:25:11.784
2	2	1:45.298	30.070	40.704	34.524	262.7	10:26:57.082
3	2	1:45.516	29.569	40.612	35.335	264.7	10:28:42.598
4	2	1:44.855	29.534	40.561	34.760	264.0	10:30:27.453
5	2	1:48.225	29.953	42.364	35.908	264.0	10:32:15.678
6	2	1:52.234 P	29.747	40.763	41.724	263.4	10:34:07.912
7	2	8:50.838	7:31.492	41.386	37.960	191.4	10:42:58.750
8	2	1:49.795	29.631	41.414	38.750	264.0	10:44:48.545
9	2	1:44.424	29.537	40.468	34.419	264.0	10:46:32.969
10	2	1:44.710	29.382	40.570	34.758	265.3	10:48:17.679
11	2	1:44.734	29.428	40.485	34.821	264.0	10:50:02.413
12	2	1:54.536 P	30.819	40.957	42.760	264.0	10:51:56.949





Circuit de Barcelona
International GT Open
Qualifying - 2 Driver - 2
Lap Analysis



63

1 Giovanni Venturini
 Lamborghini Huracan GT3
 Imperiale Racing

72

1 Mario Plachutta
 Mercedes AMG GT3
 Lechner Racing

Lap	D	Time	Sector 1	Sector 2	Sector 3	T. Spd	Elapsed	Lap	D	Time	Sector 1	Sector 2	Sector 3	T. Spd	Elapsed
1	1	10:22:18.721	10:20:52.544	46.818	39.359	149.5	10:22:18.721	1	2	10:22:14.533	10:20:52.217	44.160	38.156	166.1	10:22:14.533
2	1	1:49.022	31.055	42.148	35.819	259.6	10:24:07.743	2	2	1:47.578	30.129	41.592	35.857	261.5	10:24:02.111
3	1	1:51.364 P	30.016	41.186	40.162	263.4	10:25:59.107	3	2	1:53.022 P	29.971	41.347	41.704	264.7	10:25:55.133
4	1	4:48.501	3:23.734	40.558	44.209	194.2	10:30:47.608	4	2	4:42.705	3:23.196	43.191	36.318	189.1	10:30:37.838
5	1	1:43.964	29.473	40.231	34.260	262.1	10:32:31.572	5	2	1:44.269	29.478	40.574	34.217	262.1	10:32:22.107
6	1	1:51.788	29.306	43.822	38.660	264.0	10:34:23.360	6	2	1:43.850	29.213	40.494	34.143	264.0	10:34:05.957
7	1	1:43.647	29.352	40.140	34.155	261.5	10:36:07.007	7	2	1:43.948	29.235	40.418	34.295	263.4	10:35:49.905
8	1	1:52.204 P	30.496	41.666	40.042	264.0	10:37:59.211	8	2	1:50.533 P	29.306	41.233	39.994	264.0	10:37:40.438
9	1	6:41.795	5:16.766	45.876	39.153	195.2	10:44:41.006	9	2	5:29.613	4:07.397	41.633	40.583	189.8	10:43:10.051
10	1	1:45.148	29.317	39.849	35.982	263.4	10:46:26.154	10	2	1:44.368	29.378	40.469	34.521	262.7	10:44:54.419
11	1	1:43.205	29.082	40.127	33.996	263.4	10:48:09.359	11	2	1:49.600	30.468	43.693	35.439	266.0	10:46:44.019
12	1	1:45.918	29.122	40.086	36.710	264.7	10:49:55.277	12	2	1:43.454	28.994	40.132	34.328	266.0	10:48:27.473
13	1	1:43.449	29.163	40.148	34.138	262.7	10:51:38.726	13	2	1:43.446	28.981	40.206	34.259	265.3	10:50:10.919
14	1	2:03.559 P	32.860	46.615	44.084	257.1	10:53:42.285	14	2	2:02.870 P	32.463	46.090	44.317	236.3	10:52:13.789

66

1 Giulio Borlenghi
 Lamborghini Huracan GT3
 Vincenzo Sospiri Racing

77

1 Mateusz Lisowski
 Audi R8 LMS
 Olimp Racing

Lap	D	Time	Sector 1	Sector 2	Sector 3	T. Spd	Elapsed	Lap	D	Time	Sector 1	Sector 2	Sector 3	T. Spd	Elapsed
1	1	10:37:44.185	10:36:25.185	42.895	36.105	137.5	10:37:44.185	1	1	10:22:09.984	10:20:49.595	42.674	37.715	173.9	10:22:09.984
2	1	1:45.599	30.109	40.872	34.618	262.7	10:39:29.784	2	1	1:45.282	29.796	40.816	34.670	261.5	10:23:55.266
3	1	1:44.757	29.476	40.679	34.602	266.6	10:41:14.541	3	1	1:45.073	29.735	40.792	34.546	263.4	10:25:40.339
4	1	1:44.714	29.503	40.548	34.663	266.0	10:42:59.255	4	1	1:45.291	29.601	41.231	34.459	263.4	10:27:25.630
5	1	2:06.576	31.209	54.823	40.544	265.3	10:45:05.831	5	1	1:45.071	29.655	40.755	34.661	261.5	10:29:10.701
6	1	1:47.214	29.380	40.601	37.233	266.0	10:46:53.045	6	1	1:52.064 P	29.815	40.727	41.522	260.2	10:31:02.765
7	1	1:57.126	29.502	43.965	43.659	266.0	10:48:50.171	7	1	11:01.087	9:45.224	41.165	34.698	191.1	10:42:03.852
8	1	1:53.456 P	29.382	40.806	43.268	264.0	10:50:43.627	8	1	1:51.605	29.654	44.266	37.685	258.9	10:43:55.457
9	1	1:45.868	29.682	41.045	35.141	259.6	10:45:41.325	9	1	1:45.868	29.682	41.045	35.141	259.6	10:45:41.325
10	1	1:50.184	30.454	41.018	38.712	257.7	10:47:31.509	10	1	1:50.184	30.454	41.018	38.712	257.7	10:47:31.509
11	1	1:44.801	29.633	40.441	34.727	260.2	10:49:16.310	11	1	1:44.801	29.633	40.441	34.727	260.2	10:49:16.310
12	1	1:44.555	29.568	40.568	34.419	260.8	10:51:00.865	12	1	1:44.555	29.568	40.568	34.419	260.8	10:51:00.865
13	1	2:17.020	47.489	258.3				13	1	2:17.020	47.489	258.3			

71

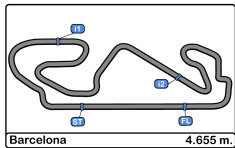
1 Alexander West
 Ferrari 488 GT3
 Luzich Racing

84

1 Russell Ward
 Mercedes AMG GT3
 Winward Racing / HTP Motorsport

Lap	D	Time	Sector 1	Sector 2	Sector 3	T. Spd	Elapsed	Lap	D	Time	Sector 1	Sector 2	Sector 3	T. Spd	Elapsed
1	2	10:23:54.178	10:22:29.293	44.992	39.893	191.1	10:23:54.178	1	1	10:23:21.760	10:22:02.143	43.344	36.273	189.1	10:23:21.760
2	2	1:45.168	29.822	40.681	34.665	262.1	10:25:39.346	2	1	1:47.037	30.066	41.639	35.332	259.6	10:25:08.797
3	2	1:52.280	29.788	43.771	38.721	263.4	10:27:31.626	3	1	1:46.021	29.984	40.804	35.233	260.8	10:26:54.818
4	2	1:45.076	29.747	40.607	34.722	262.1	10:29:16.702	4	1	1:45.683	29.621	41.096	34.966	262.1	10:28:40.501
5	2	1:53.927 P	29.742	40.814	43.371	262.1	10:31:10.629	5	1	1:55.365 P	29.696	40.838	44.831	261.5	10:30:35.866
6	2	8:13.014	6:54.009	43.728	35.277	191.8	10:39:23.643	6	1	10:53.997	9:36.640	42.193	35.164	188.8	10:41:29.863
7	2	1:44.100	29.426	40.314	34.360	262.7	10:41:07.743	7	1	1:46.845	29.686	40.624	36.535	260.2	10:43:16.708
8	2	1:50.062	29.385	40.304	40.373	262.7	10:42:57.805	8	1	2:00.237	32.552	48.452	39.233	223.1	10:45:16.945
9	2	1:53.317	29.438	42.936	40.943	262.1	10:44:51.122	9	1	1:50.586	33.101	42.352	35.133	262.1	10:47:07.531
10	2	1:44.354	29.459	40.467	34.428	264.0	10:46:35.476	10	1	1:44.746	29.500	40.589	34.657	262.7	10:48:52.277
11	2	1:53.065 P	29.351	40.841	42.873	264.7	10:48:28.541	11	1	1:53.374 P	29.388	40.991	42.995	263.4	10:50:45.651



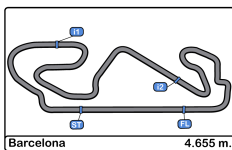


Circuit de Barcelona
International GT Open
Qualifying - 2 Driver - 2
Lap Analysis



90							99									
1 Alberto Di Folco			Lamborghini Huracan GT3				1 Manuel Da Costa			Mercedes AMG GT3						
PRO			Target Racing				AM			Sports and You						
Lap	D	Time	Sector 1	Sector 2	Sector 3	T. Spd	Elapsed	Lap	D	Time	Sector 1	Sector 2	Sector 3	T. Spd	Elapsed	
1	1	10:22:26.157	10:21:04.812	46.056	35.289	152.3	10:22:26.157	1	2	10:23:12.283	10:21:51.545	44.184	36.554	154.0	10:23:12.283	
2	1	1:47.095	30.192	41.485	35.418	262.1	10:24:13.252	2	2	1:50.747	30.928	42.230	37.589	258.3	10:25:03.030	
3	1	1:47.839	30.933	41.328	35.578	264.0	10:26:01.091	3	2	1:47.901	30.274	41.850	35.777	260.8	10:26:50.931	
4	1	1:54.944 P	29.974	41.016	43.954	261.5	10:27:56.035	4	2	1:53.120	30.433	41.628	41.059	260.2	10:28:44.051	
5	1	2:54.131	1:35.282	41.319	37.530	193.2	10:30:50.166	5	2	2:01.120 P	31.734	44.400	44.986	259.6	10:30:45.171	
6	1	1:44.917	29.603	40.806	34.508	263.4	10:32:35.083	6	2	7:17.200	5:55.254	46.010	35.936	162.8	10:38:02.371	
7	1	1:50.713	29.770	44.157	36.786	262.7	10:34:25.796	7	2	1:47.645	30.191	41.291	36.163	258.9	10:39:50.016	
8	1	1:45.504	29.692	40.858	34.954	262.1	10:36:11.300	8	2	1:59.280 P	30.205	42.018	47.057	259.6	10:41:49.296	
9	1	1:51.314 P	29.915	40.967	40.432	262.1	10:38:02.614	9	2	2:11.922	51.896	42.395	37.631	193.5	10:44:01.218	
10	1	5:29.791	4:14.569	40.859	34.363	191.4	10:43:32.405	10	2	2:01.546 P	30.159	44.653	46.734	261.5	10:46:02.764	
11	1	1:45.060	29.727	40.572	34.761	260.2	10:45:17.465	111								
12	1	1:44.465	29.701	40.493	34.271	262.7	10:47:01.930	1 Charles Finelli			Mercedes AMG GT3					
13	1	1:46.145	29.722	41.598	34.825	262.7	10:48:48.075	AM			2 Phillippe Denes				Porteiro Motorsport	
14	1	1:44.831	29.605	40.741	34.485	262.7	10:50:32.906	Lap D	Time	Sector 1	Sector 2	Sector 3	T. Spd	Elapsed		
15	1	1:52.450 P	29.834	41.842	40.774	261.5	10:52:25.356	1	2	10:23:14.135	10:21:58.472	41.047	34.616	190.1	10:23:14.135	
91							333									
1 Stefano Costantini			Lamborghini Huracan GT3				1 Rinat Salikhov			Ferrari 488 GT3						
AM			Target Racing				PROAM			2 David Perel				Rinaldi Racing		
Lap D	Time	Sector 1	Sector 2	Sector 3	T. Spd	Elapsed	Lap D	Time	Sector 1	Sector 2	Sector 3	T. Spd	Elapsed			
1	10:22:52.820	10:21:08.391	1:00.322	44.107	145.5	10:22:52.820	1	1	10:24:50.670	10:23:32.252	42.504	35.914	188.8	10:24:50.670		
2	2:17.882 P	38.299	52.528	47.055	225.0	10:25:10.702	2	1	1:45.796	29.885	40.968	34.943	262.1	10:26:36.466		
3	3:02.074	1:40.601	41.726	39.747	195.6	10:28:12.776	3	1	1:45.566	29.912	40.978	34.676	263.4	10:28:22.032		
4	1:46.453	29.851	41.217	35.385	263.4	10:29:59.229	4	1	1:51.449	29.833	44.069	37.547	263.4	10:30:13.481		
5	1:46.425	29.747	41.539	35.139	262.7	10:31:45.654	5	1	1:45.649	29.747	40.901	35.001	262.7	10:31:59.130		
6	1:45.738	29.804	41.234	34.700	262.1	10:33:31.392	6	1	1:53.701 P	30.591	42.458	40.652	262.1	10:33:52.831		
7	1:45.329	29.603	41.043	34.683	263.4	10:35:16.721	7	1	6:20.415	5:03.688	41.668	35.059	191.4	10:40:13.246		
8	1:50.222	29.815	41.476	38.931	263.4	10:37:06.943	8	1	1:44.760	29.583	40.798	34.379	260.8	10:41:58.006		
9	1:56.117 P	29.969	42.701	43.447	263.4	10:39:03.060	9	1	1:45.058	29.838	40.538	34.682	260.8	10:43:43.064		
10	3:47.910	2:28.762	42.127	37.021	193.2	10:42:50.970	10	1	1:44.933	29.614	40.724	34.595	262.1	10:45:27.997		
11	1:44.886	29.687	40.743	34.456	264.7	10:44:35.856	11	1	1:53.681 P	29.490	40.915	43.276	264.0	10:47:21.678		
12	1:45.051	29.528	40.723	34.800	266.0	10:46:20.907										
13	1:44.918	29.529	40.875	34.514	266.6	10:48:05.825										
14	1:52.061	29.696	41.813	40.552	265.3	10:49:57.886										
15	1:44.838	29.565	40.794	34.479	263.4	10:51:42.724										
16	2:11.455 P	34.188	48.761	48.506	252.3	10:53:54.179										
96							333									
1 Bradley Ellis			Audi R8 LMS				1 Rinat Salikhov			Ferrari 488 GT3						
PROAM			Optimum Motorsport				PROAM			2 David Perel				Rinaldi Racing		
Lap D	Time	Sector 1	Sector 2	Sector 3	T. Spd	Elapsed	Lap D	Time	Sector 1	Sector 2	Sector 3	T. Spd	Elapsed			
1	2	10:22:07.789	10:20:46.652	44.697	36.440	127.9	10:22:07.789	1	1	10:24:50.670	10:23:32.252	42.504	35.914	188.8	10:24:50.670	
2	2	1:49.056	30.462	42.063	36.531	262.7	10:23:56.845	2	1	1:45.796	29.885	40.968	34.943	262.1	10:26:36.466	
3	2	1:51.962 P	29.957	41.448	40.557	267.3	10:25:48.807	3	1	1:45.566	29.912	40.978	34.676	263.4	10:28:22.032	
4	2	2:40.276	1:15.672	41.961	42.643	193.5	10:28:29.083	4	1	1:51.449	29.833	44.069	37.547	263.4	10:30:13.481	
5	2	1:52.547	30.048	43.513	38.986	266.0	10:30:21.630	5	1	1:45.649	29.747	40.901	35.001	262.7	10:31:59.130	
6	2	1:46.100	29.960	41.256	34.884	264.0	10:32:07.730	6	1	1:53.701 P	30.591	42.458	40.652	262.1	10:33:52.831	
7	2	1:45.115	29.591	40.873	34.651	265.3	10:33:52.845	7	1	6:20.415	5:03.688	41.668	35.059	191.4	10:40:13.246	
8	2	1:51.044 P	29.741	40.968	40.335	264.7	10:35:43.889	8	1	1:44.760	29.583	40.798	34.379	260.8	10:41:58.006	
9	2	4:02.114	2:39.653	44.546	37.915	185.5	10:39:46.003	9	1	1:45.058	29.838	40.538	34.682	260.8	10:43:43.064	
10	2	1:49.220	29.567	41.348	38.305	264.0	10:41:35.223	10	1	1:44.933	29.614	40.724	34.595	262.1	10:45:27.997	
11	2	1:47.270	29.651	41.266	36.353	266.6	10:43:22.493	11	1	1:53.681 P	29.490	40.915	43.276	264.0	10:47:21.678	
12	2	1:51.728	29.564	43.742	38.422	266.0	10:45:14.221									
13	2	1:44.930	29.584	40.950	34.396	266.0	10:46:59.151									
14	2	1:45.708	29.425	40.939	35.344	267.3	10:48:44.859									
15	2	1:55.566 P	29.706	41.245	44.615	269.3	10:50:40.425									





Circuito de Barcelona
International GT Open
Qualifying - 2 Driver - 2
Best Sectors Results



Sector - 1				Sector - 2				Sector - 3				Ideal Lap vs Best Lap				
Clas	Nº	Driver	Time	Nº	Driver	Time	Nº	Driver	Time	Clas	Nº	Driver	Ideal Lap	Best Lap	Clas	
1	72	Thomas Jäger	28.981	63	Giovanni Venturini	39.849	36	Lucas Auer	33.955	1	63	Giovanni Venturini	1:42.927	1:43.205	2	
2	47	Fran Rueda	29.043	7	Guilherme Salas	39.987	51	Alessandro Pier Guidi	33.978	2	36	Lucas Auer	1:43.115	1:43.427	5	
3	7	Guilherme Salas	29.062	47	Fran Rueda	40.068	63	Giovanni Venturini	33.996	3	47	Fran Rueda	1:43.118	1:43.118	1	
4	36	Lucas Auer	29.077	25	Riccardo Agostini	40.076	47	Fran Rueda	34.007	4	72	Thomas Jäger	1:43.256	1:43.446	6	
5	63	Giovanni Venturini	29.082	36	Lucas Auer	40.083	19	Raffaele Giammaria	34.140	5	7	Guilherme Salas	1:43.276	1:43.276	3	
6	17	Mikkel Jensen	29.159	19	Raffaele Giammaria	40.088	72	Thomas Jäger	34.143	6	51	Alessandro Pier Guidi	1:43.304	1:43.425	4	
7	51	Alessandro Pier Guidi	29.162	72	Thomas Jäger	40.132	25	Riccardo Agostini	34.170	7	25	Riccardo Agostini	1:43.432	1:43.522	8	
8	25	Riccardo Agostini	29.186	51	Alessandro Pier Guidi	40.164	12	Andrea Rizzoli	34.180	8	19	Raffaele Giammaria	1:43.466	1:43.498	7	
9	11	Daniele Di Amato	29.220	12	Andrea Rizzoli	40.236	11	Daniele Di Amato	34.204	9	12	Andrea Rizzoli	1:43.693	1:43.786	9	
10	3	Juan Cruz Álvarez	29.236	17	Mikkel Jensen	40.298	7	Guilherme Salas	34.227	10	11	Daniele Di Amato	1:43.792	1:43.954	10	
11	19	Raffaele Giammaria	29.238	71	Michele Rugolo	40.304	90	Alberto Di Folco	34.271	11	17	Mikkel Jensen	1:43.891	1:44.021	11	
12	12	Andrea Rizzoli	29.277	11	Daniele Di Amato	40.368	3	Juan Cruz Álvarez	34.300	12	71	Michele Rugolo	1:44.015	1:44.100	12	
13	111	Phillippe Denes	29.347	111	Phillippe Denes	40.390	111	Phillippe Denes	34.326	13	111	Phillippe Denes	1:44.063	1:44.187	13	
14	71	Michele Rugolo	29.351	77	Mateusz Lisowski	40.441	71	Michele Rugolo	34.360	14	3	Juan Cruz Álvarez	1:44.068	1:44.231	14	
15	66	Giulio Borlenghi	29.380	52	Matt Griffin	40.468	333	Rinat Salikhov	34.379	15	52	Matt Griffin	1:44.269	1:44.424	15	
16	52	Matt Griffin	29.382	90	Alberto Di Folco	40.493	96	Oliver Wilkinson	34.396	16	90	Alberto Di Folco	1:44.367	1:44.465	16	
17	84	Russell Ward	29.388	6	Kang Ling	40.515	77	Mateusz Lisowski	34.419	17	333	Rinat Salikhov	1:44.407	1:44.760	21	
18	20	Valentin Pierburg	29.410	3	Juan Cruz Álvarez	40.532	52	Matt Griffin	34.419	18	77	Mateusz Lisowski	1:44.428	1:44.555	17	
19	96	Oliver Wilkinson	29.425	20	Valentin Pierburg	40.537	17	Mikkel Jensen	34.434	19	6	Kang Ling	1:44.524	1:44.577	18	
20	6	Kang Ling	29.462	333	Rinat Salikhov	40.538	91	Stefano Costantini	34.456	20	66	Giulio Borlenghi	1:44.530	1:44.714	19	
21	27	Miguel Ramos	29.473	66	Giulio Borlenghi	40.548	16	Marcelo Hahn	34.508	21	20	Valentin Pierburg	1:44.567	1:44.839	23	
22	333	Rinat Salikhov	29.490	84	Russell Ward	40.589	6	Kang Ling	34.547	22	84	Russell Ward	1:44.634	1:44.746	20	
23	91	Stefano Costantini	29.528	16	Marcelo Hahn	40.698	66	Giulio Borlenghi	34.602	23	96	Oliver Wilkinson	1:44.694	1:44.930	26	
24	77	Mateusz Lisowski	29.568	27	Miguel Ramos	40.720	20	Valentin Pierburg	34.620	24	91	Stefano Costantini	1:44.707	1:44.838	22	
25	90	Alberto Di Folco	29.603	91	Stefano Costantini	40.723	27	Miguel Ramos	34.624	25	27	Miguel Ramos	1:44.817	1:44.902	25	
26	16	Marcelo Hahn	29.677	96	Oliver Wilkinson	40.873	84	Russell Ward	34.657	26	16	Marcelo Hahn	1:44.883	1:44.883	24	
27	28	Giuseppe Cipriani	29.855	28	Giuseppe Cipriani	41.239	33	Christian Hook	35.044	27	28	Giuseppe Cipriani	1:46.171	1:46.470	27	
28	33	Christian Hook	29.943	99	Miguel Sardinha	41.291	28	Giuseppe Cipriani	35.077	28	33	Christian Hook	1:46.423	1:46.539	28	
29	99	Miguel Sardinha	30.159	33	Christian Hook	41.436	99	Miguel Sardinha	35.777	29	99	Miguel Sardinha	1:47.227	1:47.645	29	
30	5	Stanislaw Jedlinski	31.368	5	Stanislaw Jedlinski	43.589	5	Stanislaw Jedlinski	36.833	30	5	Stanislaw Jedlinski	1:51.790	1:52.208	30	



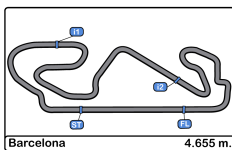


Circuito de Barcelona
International GT Open
Qualifying - 2 Driver - 2
Best 5 Lap Times



Cl	Nº	Entrant/Team	Nat	Driver 1	Nat	Status	Driver 2	Nat	Status	Vehicle	Cat	Cl	Best 1		Best 2		Best 3		Best 4		Best 5	
													Time	Lap	Time	Lap	Time	Lap	Time	Lap	Time	Lap
1	47	RACE / BMW Team Teo Martín	ESP	<u>Fran Rueda</u>	ESP	Silver	Andrés Saravia	GTM	Silver	BMW M6 GT3	PRO	1	1:43.118	11	1:43.527	7	1:45.240	4	1:45.262	3	1:45.990	2
2	63	Imperiale Racing	ITA	<u>Giovanni Venturini</u>	ITA	Gold	Jeroen Mul	NLD	Silver	Lamborghini Huracan GT3	PRO	2	1:43.205	11	1:43.449	13	1:43.647	7	1:43.964	5	1:45.148	10
3	7	RACE / BMW Team Teo Martín	ESP	Márcio Basso	BRA	Bronze	<u>Guilherme Salas</u>	BRA	Bronze	BMW M6 GT3	AM	1	1:43.276	12	1:44.117	7	1:44.298	9	1:46.357	4	1:46.804	3
4	51	Luzich Racing	USA	<u>Alessandro Pier Guidi</u>	ITA	Platinum	Mikkel Mac	DNK	Gold	Ferrari 488 GT3	PRO	3	1:43.425	10	1:43.619	11	1:43.780	5	1:43.967	6	1:44.087	7
5	36	Drivex School	ESP	Christian Hahn	BRA	Bronze	<u>Lucas Auer</u>	AUT	Gold	Mercedes AMG GT3	PROAM	1	1:43.427	8	1:43.497	9	1:43.795	11	1:44.852	3	1:45.441	5
6	72	Lechner Racing	AUT	Mario Plachutta	AUT	Bronze	<u>Thomas Jäger</u>	DEU	Gold	Mercedes AMG GT3	PROAM	2	1:43.446	13	1:43.454	12	1:43.850	6	1:43.948	7	1:44.269	5
7	19	Imperiale Racing	ITA	Jiatong Liang	CHN	Bronze	<u>Raffaele Giammaria</u>	ITA	Gold	Lamborghini Huracan GT3	PROAM	3	1:43.498	10	1:43.861	12	1:44.107	6	1:44.509	5	1:48.532	2
8	25	Imperiale Racing	ITA	<u>Riccardo Agostini</u>	ITA	Gold	Rik Breukers	NLD	Silver	Lamborghini Huracan GT3	PRO	4	1:43.522	10	1:43.535	12	1:44.319	7	1:44.443	5	1:46.773	11
9	12	Ombra Racing	ITA	<u>Andrea Rizzoli</u>	ITA	Silver	Damiano Fioravanti	ITA	Silver	Lamborghini Huracan GT3	PRO	5	1:43.786	7	1:44.262	9	1:44.295	3	1:50.557	8	1:54.436	2
10	11	RS Racing	ITA	<u>Daniele Di Amato</u>	ITA	Silver	Andrea Montermini	ITA	Gold	Ferrari 488 GT3	PRO	6	1:43.954	13	1:44.346	10	1:44.359	7	1:44.480	5	1:47.483	12
11	17	Senkyr Motorsport	CZE	Richard Gonda	SVK	Silver	<u>Mikkel Jensen</u>	DNK	Silver	BMW M6 GT3	PRO	7	1:44.021	9	1:44.377	2	1:46.832	4	1:47.133	7	1:47.444	8
12	71	Luzich Racing	USA	Alexander West	SWE	Bronze	<u>Michele Rugolo</u>	ITA	Gold	Ferrari 488 GT3	PROAM	4	1:44.100	7	1:44.354	10	1:45.076	4	1:45.168	2	1:50.062	8
13	111	Porteiro Motorsport	ESP	Charles Finelli	USA	Bronze	<u>Phillippe Denes</u>	USA	Bronze	Mercedes AMG GT3	AM	2	1:44.187	7	1:44.651	10	1:44.874	9	1:44.967	3	1:45.627	4
14	3	RACE / BMW Team Teo Martín	ESP	Lourenço Beirão da Veiga	PRT	Silver	<u>Juan Cruz Álvarez</u>	ARG	Silver	BMW M6 GT3	PRO	8	1:44.231	9	1:44.281	5	1:44.610	11	1:44.648	6	1:47.138	2
15	52	Luzich Racing	USA	Marco Cioci	ITA	Gold	<u>Matt Griffin</u>	IRL	Gold	Ferrari 488 GT3	PRO	9	1:44.424	9	1:44.710	10	1:44.734	11	1:44.855	4	1:45.298	2
16	90	Target Racing	ITA	<u>Alberto Di Folco</u>	ITA	Silver	Adrian Zaugg	CHE	Silver	Lamborghini Huracan GT3	PRO	10	1:44.465	12	1:44.831	14	1:44.917	6	1:45.060	11	1:45.504	8
17	77	Olimp Racing	POL	Mateusz Lisowski	POL	Bronze			Silver	Audi R8 LMS	PRO	11	1:44.555	12	1:44.801	11	1:45.071	5	1:45.073	3	1:45.282	2
18	6	Vincenzo Sospiri Racing	ITA	<u>Kang Ling</u>	CHN	Silver	Philip Keen	GBR	Gold	Lamborghini Huracan GT3	PRO	12	1:44.577	13	1:44.975	7	1:46.898	4	1:47.142	11	1:47.175	3
19	66	Vincenzo Sospiri Racing	ITA	<u>Giulio Borlenghi</u>	BRA	Bronze	Andrzej Lewandowski	POL	Bronze	Lamborghini Huracan GT3	AM	3	1:44.714	4	1:44.757	3	1:45.599	2	1:47.214	6	1:53.456	8
20	84	Winward Racing / HTP	USA	<u>Russell Ward</u>	USA	Silver	Indy Dontje	NLD	Silver	Mercedes AMG GT3	PRO	13	1:44.746	10	1:45.683	4	1:46.021	3	1:46.845	7	1:47.037	2
21	333	Rinaldi Racing	DEU	<u>Rinat Salikhov</u>	RUS	Bronze	David Perel	ZAF	Silver	Ferrari 488 GT3	PROAM	5	1:44.760	8	1:44.933	10	1:45.058	9	1:45.566	3	1:45.649	5
22	91	Target Racing	ITA	Stefano Costantini	ITA	Bronze				Lamborghini Huracan GT3	AM	4	1:44.838	15	1:44.886	11	1:44.918	13	1:45.051	12	1:45.329	7
23	20	SPS Automotive Performance	DEU	<u>Valentin Pierburg</u>	DEU	Bronze	Tom Onslow-Cole	GBR	Gold	Mercedes AMG GT3	PROAM	6	1:44.839	10	1:44.839	11	1:45.365	8	1:45.948	12	1:46.452	4
24	16	Drivex School	ESP	<u>Marcelo Hahn</u>	BRA	Bronze	Allam Khodair	BRA	Gold	Mercedes AMG GT3	PROAM	7	1:44.883	11	1:46.274	8	1:46.478	6	1:46.821	5	1:47.628	7
25	27	Daiko Lazarus Racing	ITA	Fabrizio Crestani	ITA	Silver	<u>Miguel Ramos</u>	PRT	Bronze	Lamborghini Huracan GT3	PROAM	8	1:44.902	8	1:45.001	9	1:45.816	5	1:46.262	4	1:55.203	10
26	96	Optimum Motorsport	GBR	Bradley Ellis	GBR	Silver	<u>Oliver Wilkinson</u>	GBR	Bronze	Audi R8 LMS	PROAM	9	1:44.930	13	1:45.115	7	1:45.708	14	1:46.100	6	1:47.270	11
27	28	Daiko Lazarus Racing	ITA	Toby Sowery	GBR	Silver	<u>Giuseppe Cipriani</u>	ITA	Bronze	Lamborghini Huracan GT3	PROAM	10	1:46.470	10	1:46.762	5	1:46.765	11	1:46.842	6	1:46.964	7
28	33	Rinaldi Racing	DEU	<u>Christian Hook</u>	DEU	Bronze	Dominik Schwager	DEU	Gold	Ferrari 488 GT3	PROAM	11	1:46.539	12	1:46.569	11	1:46.712	6	1:46.922	13	1:46.949	3
29	99	Sports and You	PRT	Manuel Da Costa	PRT	Bronze	<u>Miguel Sardinha</u>	PRT	Bronze	Mercedes AMG GT3	AM	5	1:47.645	7	1:47.901	3	1:50.747	2	1:53.120	4	1:59.280	8
30	5	Olimp Racing	POL	<u>Stanislaw Jedlinski</u>	POL	Bronze	Malgorzata Rdest	POL	Bronze	Audi R8 LMS	AM	6	1:52.208	7	1:52.785	8	1:53.228	2	1:53.331	3	1:53.580	4



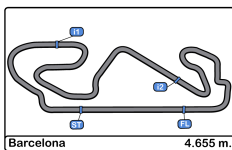


Circuito de Barcelona
International GT Open
Qualifying - 2 Driver - 2
Best 5 Top Speeds



Cl	Nº	Entrant/Team	Nat	Driver 1	Nat	Status	Driver 2	Nat	Status	Vehicle	Cat	Cl	Top 1		Top 2		Top 3		Top 4		Top 5		Avg
													Km/h	Lap	Km/h	Lap	Km/h	Lap	Km/h	Lap	Km/h	Lap	
1	12	Ombra Racing	ITA	<u>Andrea Rizzoli</u>	ITA	Silver	Damiano Fioravanti	ITA	Silver	Lamborghini Huracan GT3	PRO	1	269.3	8	265.3	4	265.3	7	265.3	9	264.0	3	265.8
2	47	RACE / BMW Team Teo Martín	ESP	<u>Fran Rueda</u>	ESP	Silver	Andrés Saravia	GTM	Silver	BMW M6 GT3	PRO	2	269.3	12	267.9	13	266.6	5	266.0	7	266.0	8	267.2
3	96	Optimum Motorsport	GBR	Bradley Ellis	GBR	Silver	<u>Oliver Wilkinson</u>	GBR	Bronze	Audi R8 LMS	PROAM	1	269.3	15	267.3	3	267.3	14	266.6	11	266.0	5	267.3
4	28	Daiko Lazarus Racing	ITA	Toby Sowery	GBR	Silver	<u>Giuseppe Cipriani</u>	ITA	Bronze	Lamborghini Huracan GT3	PROAM	2	268.6	14	266.6	5	266.6	13	266.0	12	264.0	7	266.4
5	3	RACE / BMW Team Teo Martín	ESP	Lourenço Beirão da Veiga	PRT	Silver	<u>Juan Cruz Álvarez</u>	ARG	Silver	BMW M6 GT3	PRO	3	267.3	6	267.3	10	266.6	11	266.6	12	266.0	7	266.7
6	11	RS Racing	ITA	<u>Daniele Di Amato</u>	ITA	Silver	Andrea Montermini	ITA	Gold	Ferrari 488 GT3	PRO	4	267.3	12	266.0	11	265.3	13	264.7	14	264.0	10	265.4
7	17	Senkyr Motorsport	CZE	Richard Gonda	SVK	Silver	<u>Mikkel Jensen</u>	DNK	Silver	BMW M6 GT3	PRO	5	267.3	4	267.3	10	266.0	9	265.3	7	264.7	2	266.1
8	66	Vincenzo Sospiri Racing	ITA	<u>Giulio Borlenghi</u>	BRA	Bronze	Andrzej Lewandowski	POL	Bronze	Lamborghini Huracan GT3	AM	1	266.6	3	266.0	4	266.0	6	266.0	7	265.3	5	266.0
9	91	Target Racing	ITA	Stefano Costantini	ITA	Bronze				Lamborghini Huracan GT3	AM	2	266.6	13	266.0	12	265.3	14	264.7	11	263.4	4	265.2
10	7	RACE / BMW Team Teo Martín	ESP	Márcio Basso	BRA	Bronze	<u>Guilherme Salas</u>	BRA	Bronze	BMW M6 GT3	AM	3	266.0	3	266.0	12	266.0	13	265.3	8	264.0	5	265.4
11	25	Imperiale Racing	ITA	<u>Riccardo Agostini</u>	ITA	Gold	Rik Breukers	NLD	Silver	Lamborghini Huracan GT3	PRO	6	266.0	13	265.3	11	265.3	12	264.7	6	264.0	3	265.0
12	72	Lechner Racing	AUT	Mario Plachutta	AUT	Bronze	<u>Thomas Jäger</u>	DEU	Gold	Mercedes AMG GT3	PROAM	3	266.0	11	266.0	12	265.3	13	264.7	3	264.0	6	265.2
13	6	Vincenzo Sospiri Racing	ITA	<u>Kang Ling</u>	CHN	Silver	Philip Keen	GBR	Gold	Lamborghini Huracan GT3	PRO	7	265.3	12	265.3	13	265.3	14	264.7	3	264.0	4	264.9
14	27	Daiko Lazarus Racing	ITA	Fabrizio Crestani	ITA	Silver	<u>Miguel Ramos</u>	PRT	Bronze	Lamborghini Huracan GT3	PROAM	4	265.3	9	264.7	4	264.7	5	264.0	6	264.0	8	264.5
15	52	Luzich Racing	USA	Marco Cioci	ITA	Gold	<u>Matt Griffin</u>	IRL	Gold	Ferrari 488 GT3	PRO	8	265.3	10	264.7	3	264.0	4	264.0	5	264.0	8	264.4
16	19	Imperiale Racing	ITA	Jiatong Liang	CHN	Bronze	<u>Raffaele Giammaria</u>	ITA	Gold	Lamborghini Huracan GT3	PROAM	5	264.7	11	264.0	13	263.4	5	263.4	7	263.4	10	263.8
17	36	Drivex School	ESP	Christian Hahn	BRA	Bronze	<u>Lucas Auer</u>	AUT	Gold	Mercedes AMG GT3	PROAM	6	264.7	9	264.0	12	263.4	2	263.4	11	262.7	4	263.6
18	51	Luzich Racing	USA	<u>Alessandro Pier Guidi</u>	ITA	Platinum	Mikkel Mac	DNK	Gold	Ferrari 488 GT3	PRO	9	264.7	3	264.7	12	264.0	6	264.0	11	263.4	5	264.1
19	63	Imperiale Racing	ITA	<u>Giovanni Venturini</u>	ITA	Gold	Jeroen Mul	NLD	Silver	Lamborghini Huracan GT3	PRO	10	264.7	12	264.0	6	264.0	8	263.4	3	263.4	10	263.9
20	71	Luzich Racing	USA	Alexander West	SWE	Bronze	<u>Michele Rugolo</u>	ITA	Gold	Ferrari 488 GT3	PROAM	7	264.7	11	264.0	10	263.4	3	262.7	7	262.7	8	263.5
21	33	Rinaldi Racing	DEU	<u>Christian Hook</u>	DEU	Bronze	Dominik Schwager	DEU	Gold	Ferrari 488 GT3	PROAM	8	264.0	12	262.7	10	262.1	7	261.5	2	261.5	3	262.3
22	90	Target Racing	ITA	<u>Alberto Di Folco</u>	ITA	Silver	Adrian Zaugg	CHE	Silver	Lamborghini Huracan GT3	PRO	11	264.0	3	263.4	6	262.7	7	262.7	12	262.7	13	263.1
23	333	Rinaldi Racing	DEU	<u>Rinat Salikhov</u>	RUS	Bronze	David Perel	ZAF	Silver	Ferrari 488 GT3	PROAM	9	264.0	11	263.4	3	263.4	4	262.7	5	262.1	2	263.1
24	20	SPS Automotive Performance	DEU	<u>Valentin Pierburg</u>	DEU	Bronze	Tom Onslow-Cole	GBR	Gold	Mercedes AMG GT3	PROAM	10	263.4	5	262.7	12	261.5	11	261.5	13	260.8	9	262.0
25	77	Olimp Racing	POL	Mateusz Lisowski	POL	Bronze			Silver	Audi R8 LMS	PRO	12	263.4	3	263.4	4	261.5	2	261.5	5	260.8	12	262.1
26	84	Winward Racing / HTP	USA	<u>Russell Ward</u>	USA	Silver	Indy Dontje	NLD	Silver	Mercedes AMG GT3	PRO	13	263.4	11	262.7	10	262.1	4	262.1	9	261.5	5	262.3
27	111	Porteiro Motorsport	ESP	Charles Finelli	USA	Bronze	<u>Phillippe Denes</u>	USA	Bronze	Mercedes AMG GT3	AM	4	263.4	11	262.1	5	262.1	10	261.5	2	261.5	4	262.1
28	16	Drivex School	ESP	<u>Marcelo Hahn</u>	BRA	Bronze	Allam Khodair	BRA	Gold	Mercedes AMG GT3	PROAM	11	262.7	12	262.1	5	261.5	3	260.8	6	260.2	7	261.5
29	99	Sports and You	PRT	Manuel Da Costa	PRT	Bronze	<u>Miguel Sardinha</u>	PRT	Bronze	Mercedes AMG GT3	AM	5	261.5	10	260.8	3	260.2	4	259.6	5	259.6	8	260.3
30	5	Olimp Racing	POL	<u>Stanislaw Jedlinski</u>	POL	Bronze	Malgorzata Rdest	POL	Bronze	Audi R8 LMS	AM	6	260.8	5	260.2	3	260.2	4	260.2	8	259.6	2	260.2



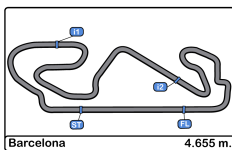


Circuito de Barcelona
International GT Open
Qualifying - 2 Driver - 2
Fastest Laps Sequence



Lap	Time of Day	Session Time	Nº	Entrant/Team	Nat	Driver 1	Nat	Status	Driver 2	Nat	Status	Vehicle	Cat	Time	Km/h
2	10:23:46.645	3:46.645	28	Daiko Lazarus Racing	ITA	Toby Sowery	GBR	Silver	<u>Giuseppe Cipriani</u>	ITA	Bronze	Lamborghini Huracan GT3	PROAM	1:49.441	153.1
2	10:23:50.871	3:50.871	47	RACE / BMW Team Teo Martín	ESP	<u>Fran Rueda</u>	ESP	Silver	Andrés Saravia	GTM	Silver	BMW M6 GT3	PRO	1:45.990	158.1
2	10:23:55.266	3:55.266	77	Olimp Racing	POL	Mateusz Lisowski	POL	Bronze			Silver	Audi R8 LMS	PRO	1:45.282	159.1
3	10:25:36.133	5:36.133	47	RACE / BMW Team Teo Martín	ESP	<u>Fran Rueda</u>	ESP	Silver	Andrés Saravia	GTM	Silver	BMW M6 GT3	PRO	1:45.262	159.2
2	10:25:39.346	5:39.346	71	Luzich Racing	USA	Alexander West	SWE	Bronze	<u>Michele Rugolo</u>	ITA	Gold	Ferrari 488 GT3	PROAM	1:45.168	159.3
3	10:25:40.339	5:40.339	77	Olimp Racing	POL	Mateusz Lisowski	POL	Bronze			Silver	Audi R8 LMS	PRO	1:45.073	159.4
3	10:26:46.106	6:46.106	111	Porteiro Motorsport	ESP	Charles Finelli	USA	Bronze	<u>Phillippe Denes</u>	USA	Bronze	Mercedes AMG GT3	AM	1:44.967	159.6
3	10:29:00.514	9:00.514	36	Drivex School	ESP	Christian Hahn	BRA	Bronze	<u>Lucas Auer</u>	AUT	Gold	Mercedes AMG GT3	PROAM	1:44.852	159.8
3	10:29:04.150	9:04.150	12	Ombra Racing	ITA	<u>Andrea Rizzoli</u>	ITA	Silver	Damiano Fioravanti	ITA	Silver	Lamborghini Huracan GT3	PRO	1:44.295	160.6
5	10:32:09.319	12:09.319	3	RACE / BMW Team Teo Martín	ESP	Lourenço Beirão da	PRT	Silver	<u>Juan Cruz Álvarez</u>	ARG	Silver	BMW M6 GT3	PRO	1:44.281	160.7
5	10:32:18.273	12:18.273	51	Luzich Racing	USA	<u>Alessandro Pier Guidi</u>	ITA	Platinum	Mikkel Mac	DNK	Gold	Ferrari 488 GT3	PRO	1:43.780	161.4
7	10:34:09.202	14:09.202	47	RACE / BMW Team Teo Martín	ESP	<u>Fran Rueda</u>	ESP	Silver	Andrés Saravia	GTM	Silver	BMW M6 GT3	PRO	1:43.527	161.8
10	10:45:36.749	25:36.749	19	Imperiale Racing	ITA	Jiatong Liang	CHN	Bronze	<u>Raffaele Giammaria</u>	ITA	Gold	Lamborghini Huracan GT3	PROAM	1:43.498	161.9
10	10:46:01.557	26:01.557	51	Luzich Racing	USA	<u>Alessandro Pier Guidi</u>	ITA	Platinum	Mikkel Mac	DNK	Gold	Ferrari 488 GT3	PRO	1:43.425	162.0
11	10:47:08.950	27:08.950	47	RACE / BMW Team Teo Martín	ESP	<u>Fran Rueda</u>	ESP	Silver	Andrés Saravia	GTM	Silver	BMW M6 GT3	PRO	1:43.118	162.5



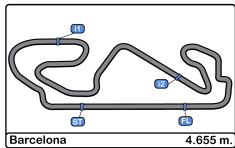


Circuito de Barcelona
International GT Open
Qualifying - 2 Driver - 2
Event Best Maximum Speed



Nº	Entrant/Team	Nat	Driver 1	Nat	Status	Driver 2	Nat	Status	Vehicle	Cat	Km/h	Session
3	RACE / BMW Team Teo Martín	ESP	Lourenço Beirão da Veiga	PRT	Silver	Juan Cruz Álvarez	ARG	Silver	BMW M6 GT3	PRO	272.0	Qualifying - 1 Driver - 1
7	RACE / BMW Team Teo Martín	ESP	Márcio Basso	BRA	Bronze	Guilherme Salas	BRA	Bronze	BMW M6 GT3	AM	272.0	Race - 1
17	Senkyr Motorsport	CZE	Richard Gonda	SVK	Silver	Mikkel Jensen	DNK	Silver	BMW M6 GT3	PRO	272.0	Race - 1
6	Vincenzo Sospiri Racing	ITA	Kang Ling	CHN	Silver	Philip Keen	GBR	Gold	Lamborghini Huracan GT3	PRO	271.3	Free Practice - 2
47	RACE / BMW Team Teo Martín	ESP	Fran Rueda	ESP	Silver	Andrés Saravia	GTM	Silver	BMW M6 GT3	PRO	271.3	Race - 1
72	Lechner Racing	AUT	Mario Plachutta	AUT	Bronze	Thomas Jäger	DEU	Gold	Mercedes AMG GT3	PROAM	271.3	Race - 1
27	Daiko Lazarus Racing	ITA	Fabrizio Crestani	ITA	Silver	Miguel Ramos	PRT	Bronze	Lamborghini Huracan GT3	PROAM	270.6	Free Practice - 1
28	Daiko Lazarus Racing	ITA	Toby Sowery	GBR	Silver	Giuseppe Cipriani	ITA	Bronze	Lamborghini Huracan GT3	PROAM	270.6	Free Practice - 1
51	Luzich Racing	USA	Alessandro Pier Guidi	ITA	Platinum	Mikkel Mac	DNK	Gold	Ferrari 488 GT3	PRO	270.0	Race - 1
36	Drivex School	ESP	Christian Hahn	BRA	Bronze	Lucas Auer	AUT	Gold	Mercedes AMG GT3	PROAM	270.0	Race - 1
66	Vincenzo Sospiri Racing	ITA	Giulio Borlenghi	BRA	Bronze	Andrzej Lewandowski	POL	Bronze	Lamborghini Huracan GT3	AM	269.3	Free Practice - 1
33	Rinaldi Racing	DEU	Christian Hook	DEU	Bronze	Dominik Schwager	DEU	Gold	Ferrari 488 GT3	PROAM	269.3	Free Practice - 2
96	Optimum Motorsport	GBR	Bradley Ellis	GBR	Silver	Oliver Wilkinson	GBR	Bronze	Audi R8 LMS	PROAM	269.3	Race - 1
12	Ombra Racing	ITA	Andrea Rizzoli	ITA	Silver	Damiano Fioravanti	ITA	Silver	Lamborghini Huracan GT3	PRO	269.3	Qualifying - 2 Driver - 2
91	Target Racing	ITA	Stefano Costantini	ITA	Bronze				Lamborghini Huracan GT3	AM	268.6	Race - 1
333	Rinaldi Racing	DEU	Rinat Salikhov	RUS	Bronze	David Perel	ZAF	Silver	Ferrari 488 GT3	PROAM	268.6	Race - 1
11	RS Racing	ITA	Daniele Di Amato	ITA	Silver	Andrea Montermini	ITA	Gold	Ferrari 488 GT3	PRO	267.9	Free Practice - 1
90	Target Racing	ITA	Alberto Di Folco	ITA	Silver	Adrian Zaugg	CHE	Silver	Lamborghini Huracan GT3	PRO	267.9	Race - 1
63	Imperiale Racing	ITA	Giovanni Venturini	ITA	Gold	Jeroen Mul	NLD	Silver	Lamborghini Huracan GT3	PRO	267.9	Race - 1
52	Luzich Racing	USA	Marco Cioci	ITA	Gold	Matt Griffin	IRL	Gold	Ferrari 488 GT3	PRO	267.3	Free Practice - 1
20	SPS Automotive Performance	DEU	Valentin Pierburg	DEU	Bronze	Tom Onslow-Cole	GBR	Gold	Mercedes AMG GT3	PROAM	267.3	Free Practice - 2
71	Luzich Racing	USA	Alexander West	SWE	Bronze	Michele Rugolo	ITA	Gold	Ferrari 488 GT3	PROAM	267.3	Free Practice - 2
77	Olimp Racing	POL	Mateusz Lisowski	POL	Bronze			Silver	Audi R8 LMS	PRO	267.3	Qualifying - 1 Driver - 1
25	Imperiale Racing	ITA	Riccardo Agostini	ITA	Gold	Rik Breukers	NLD	Silver	Lamborghini Huracan GT3	PRO	267.3	Race - 1
19	Imperiale Racing	ITA	Jiatong Liang	CHN	Bronze	Raffaele Giammaria	ITA	Gold	Lamborghini Huracan GT3	PROAM	267.3	Race - 1
16	Drivex School	ESP	Marcelo Hahn	BRA	Bronze	Allam Khodair	BRA	Gold	Mercedes AMG GT3	PROAM	266.0	Free Practice - 1
84	Winward Racing / HTP	USA	Russell Ward	USA	Silver	Indy Dontje	NLD	Silver	Mercedes AMG GT3	PRO	266.0	Free Practice - 1
5	Olimp Racing	POL	Stanislaw Jedlinski	POL	Bronze	Malgorzata Rdest	POL	Bronze	Audi R8 LMS	AM	266.0	Race - 1
111	Porteiro Motorsport	ESP	Charles Finelli	USA	Bronze	Phillippe Denes	USA	Bronze	Mercedes AMG GT3	AM	265.3	Race - 1
99	Sports and You	PRT	Manuel Da Costa	PRT	Bronze	Miguel Sardinha	PRT	Bronze	Mercedes AMG GT3	AM	264.7	Free Practice - 2





**Circuit de Barcelona
International GT Open
Qualifying - 2 Driver - 2
Pit Stop Analysis**



3 Lourenço Beirão da Veiga PRO RACE / BMW Team Teo Martín
Juan Cruz Álvarez BMW M6 GT3

Nr.	In Day Time	In Time	Out Time	Pit Time	T. Pit Time	Handicap	Penalty
1	10:26:12.588	10:26:12.588	10:28:27.278	2:14.690	2:14.690		
2	10:35:46.069	10:35:46.069	10:41:59.396	6:13.327	8:28.017		

5 Stanislaw Jedlinski AM Olimp Racing
Malgorzata Rdest Audi R8 LMS

Nr.	In Day Time	In Time	Out Time	Pit Time	T. Pit Time	Handicap	Penalty
1	10:30:24.306	10:30:24.306	10:31:25.739	1:01.433	1:01.433		

6 Kang Ling PRO Vincenzo Sospiri Racing
Philip Keen Lamborghini Huracan GT3

Nr.	In Day Time	In Time	Out Time	Pit Time	T. Pit Time	Handicap	Penalty
1	10:29:42.816	10:29:42.816	10:31:40.516	1:57.700	1:57.700		
2	10:38:49.495	10:38:49.495	10:41:22.914	2:33.419	4:31.119		

7 Márcio Basso AM RACE / BMW Team Teo Martín
Guilherme Salas BMW M6 GT3

Nr.	In Day Time	In Time	Out Time	Pit Time	T. Pit Time	Handicap	Penalty
1	10:29:53.829	10:29:53.829	10:33:30.042	3:36.213	3:36.213		
2	10:42:43.315	10:42:43.315	10:44:17.149	1:33.834	5:10.047		

11 Daniele Di Amato PRO RS Racing
Andrea Montermini Ferrari 488 GT3

Nr.	In Day Time	In Time	Out Time	Pit Time	T. Pit Time	Handicap	Penalty
1	10:25:50.915	10:25:50.915	10:27:35.600	1:44.685	1:44.685		
2	10:36:31.547	10:36:31.547	10:42:09.139	5:37.592	7:22.277		

12 Andrea Rizzoli PRO Ombra Racing
Damiano Fioravanti Lamborghini Huracan GT3

Nr.	In Day Time	In Time	Out Time	Pit Time	T. Pit Time	Handicap	Penalty
1	10:30:58.834	10:30:58.834	10:41:12.153	10:13.319	10:13.319		

16 Marcelo Hahn PROAM Drivex School
Allam Khodair Mercedes AMG GT3

Nr.	In Day Time	In Time	Out Time	Pit Time	T. Pit Time	Handicap	Penalty
1	10:26:42.527	10:26:42.527	10:28:18.719	1:36.192	1:36.192		
2	10:39:06.604	10:39:06.604	10:42:49.319	3:42.715	5:18.907		

17 Richard Gonda PRO Senkyr Motorsport
Mikkel Jensen BMW M6 GT3

Nr.	In Day Time	In Time	Out Time	Pit Time	T. Pit Time	Handicap	Penalty
1	10:35:25.066	10:35:25.066	10:41:19.680	5:54.614	5:54.614		

19 Jiatong Liang PROAM Imperiale Racing
Raffaele Giammaria Lamborghini Huracan GT3

Nr.	In Day Time	In Time	Out Time	Pit Time	T. Pit Time	Handicap	Penalty
1	10:26:06.310	10:26:06.310	10:27:48.349	1:42.039	1:42.039		
2	10:36:47.026	10:36:47.026	10:42:01.771	5:14.745	6:56.784		

20 Valentin Pierburg PROAM SPS Automotive Performance
Tom Onslow-Cole Mercedes AMG GT3

Nr.	In Day Time	In Time	Out Time	Pit Time	T. Pit Time	Handicap	Penalty
1	10:31:57.283	10:31:57.283	10:37:17.166	5:19.883	5:19.883		

25 Riccardo Agostini PRO Imperiale Racing
Rik Breukers Lamborghini Huracan GT3

Nr.	In Day Time	In Time	Out Time	Pit Time	T. Pit Time	Handicap	Penalty
1	10:26:07.682	10:26:07.682	10:30:38.889	4:31.207	4:31.207		
2	10:39:57.161	10:39:57.161	10:42:22.974	2:25.813	6:57.020		

27 Fabrizio Crestani PROAM Daiko Lazarus Racing
Miguel Ramos Lamborghini Huracan GT3

Nr.	In Day Time	In Time	Out Time	Pit Time	T. Pit Time	Handicap	Penalty
1	10:24:16.981	10:24:16.981	10:25:43.232	1:26.251	1:26.251		
2	10:33:00.681	10:33:00.681	10:34:27.433	1:26.752	2:53.003		

28 Toby Sowery PROAM Daiko Lazarus Racing
Giuseppe Cipriani Lamborghini Huracan GT3

Nr.	In Day Time	In Time	Out Time	Pit Time	T. Pit Time	Handicap	Penalty
1	10:25:42.349	10:25:42.349	10:27:38.708	1:56.359	1:56.359		
2	10:36:45.300	10:36:45.300	10:38:42.139	1:56.839	3:53.198		

33 Christian Hook PROAM Rinaldi Racing
Dominik Schwager Ferrari 488 GT3

Nr.	In Day Time	In Time	Out Time	Pit Time	T. Pit Time	Handicap	Penalty
1	10:37:53.816	10:37:53.816	10:40:23.867	2:30.051	2:30.051		

36 Christian Hahn PROAM Drivex School
Lucas Auer Mercedes AMG GT3

Nr.	In Day Time	In Time	Out Time	Pit Time	T. Pit Time	Handicap	Penalty
1	10:34:28.844	10:34:28.844	10:42:30.624	8:01.780	8:01.780		

47 Fran Rueda PRO RACE / BMW Team Teo Martín
Andrés Saravia BMW M6 GT3

Nr.	In Day Time	In Time	Out Time	Pit Time	T. Pit Time	Handicap	Penalty
1	10:29:11.959	10:29:11.959	10:30:38.159	1:26.200	1:26.200		
2	10:37:42.800	10:37:42.800	10:43:21.883	5:39.083	7:05.283		

51 Alessandro Pier Guidi PRO Luzich Racing
Mikkel Mac Ferrari 488 GT3

Nr.	In Day Time	In Time	Out Time	Pit Time	T. Pit Time	Handicap	Penalty
1	10:26:23.275	10:26:23.275	10:28:48.953	2:25.678	2:25.678		
2	10:37:34.599	10:37:34.599	10:42:26.947	4:52.348	7:18.026		

52 Marco Cioci PRO Luzich Racing
Matt Griffin Ferrari 488 GT3

Nr.	In Day Time	In Time	Out Time	Pit Time	T. Pit Time	Handicap	Penalty
1	10:34:05.479	10:34:05.479	10:41:09.064	7:03.585	7:03.585		

63 Giovanni Venturini PRO Imperiale Racing
Jeroen Mul Lamborghini Huracan GT3

Nr.	In Day Time	In Time	Out Time	Pit Time	T. Pit Time	Handicap	Penalty
1	10:25:56.714	10:25:56.714	10:28:53.298	2:56.584	2:56.584		
2	10:37:56.822	10:37:56.822	10:42:46.646	4:49.824	7:46.408		

71 Alexander West PROAM Luzich Racing
Michele Rugolo Ferrari 488 GT3

Nr.	In Day Time	In Time	Out Time	Pit Time	T. Pit Time	Handicap	Penalty
1	10:31:08.143	10:31:08.143	10:37:32.070	6:23.927	6:23.927		





Circuit de Barcelona
International GT Open
Qualifying - 2 Driver - 2
Pit Stop Analysis



72 Mario Plachutta PROAM Lechner Racing
 Thomas Jäger Mercedes AMG GT3

Nr.	In Day Time	In Time	Out Time	Pit Time	T. Pit Time	Handicap	Penalty
1	10:25:52.595	10:25:52.595	10:28:46.676	2:54.081	2:54.081		
2	10:37:38.038	10:37:38.038	10:41:16.994	3:38.956	6:33.037		

77 Mateusz Lisowski PRO Olimp Racing
 Audi R8 LMS

Nr.	In Day Time	In Time	Out Time	Pit Time	T. Pit Time	Handicap	Penalty
1	10:31:00.378	10:31:00.378	10:40:18.381	9:18.003	9:18.003		

84 Russell Ward PRO Winward Racing / HTP Motorsport
 Indy Dontje Mercedes AMG GT3

Nr.	In Day Time	In Time	Out Time	Pit Time	T. Pit Time	Handicap	Penalty
1	10:30:33.416	10:30:33.416	10:39:41.122	9:07.706	9:07.706		

90 Alberto Di Folco PRO Target Racing
 Adrian Zaugg Lamborghini Huracan GT3

Nr.	In Day Time	In Time	Out Time	Pit Time	T. Pit Time	Handicap	Penalty
1	10:27:53.648	10:27:53.648	10:29:00.867	1:07.219	1:07.219		
2	10:38:00.229	10:38:00.229	10:41:46.069	3:45.840	4:53.059		

91 Stefano Costantini AM Target Racing
 Lamborghini Huracan GT3

Nr.	In Day Time	In Time	Out Time	Pit Time	T. Pit Time	Handicap	Penalty
1	10:25:08.300	10:25:08.300	10:26:21.035	1:12.735	1:12.735		
2	10:39:00.649	10:39:00.649	10:41:01.889	2:01.240	3:13.975		

96 Bradley Ellis PROAM Optimum Motorsport
 Oliver Wilkinson Audi R8 LMS

Nr.	In Day Time	In Time	Out Time	Pit Time	T. Pit Time	Handicap	Penalty
1	10:25:46.330	10:25:46.330	10:26:33.850	47.520	47.520		
2	10:35:41.411	10:35:41.411	10:37:50.307	2:08.896	2:56.416		

99 Manuel Da Costa AM Sports and You
 Miguel Sardinha Mercedes AMG GT3

Nr.	In Day Time	In Time	Out Time	Pit Time	T. Pit Time	Handicap	Penalty
1	10:30:42.687	10:30:42.687	10:36:07.609	5:24.922	5:24.922		
2	10:41:45.999	10:41:45.999	10:42:10.883	24.884	5:49.806		

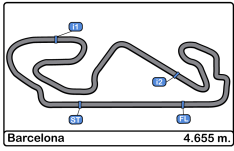
111 Charles Finelli AM Porteiro Motorsport
 Philippe Denes Mercedes AMG GT3

Nr.	In Day Time	In Time	Out Time	Pit Time	T. Pit Time	Handicap	Penalty
1	10:30:25.537	10:30:25.537	10:37:27.736	7:02.199	7:02.199		

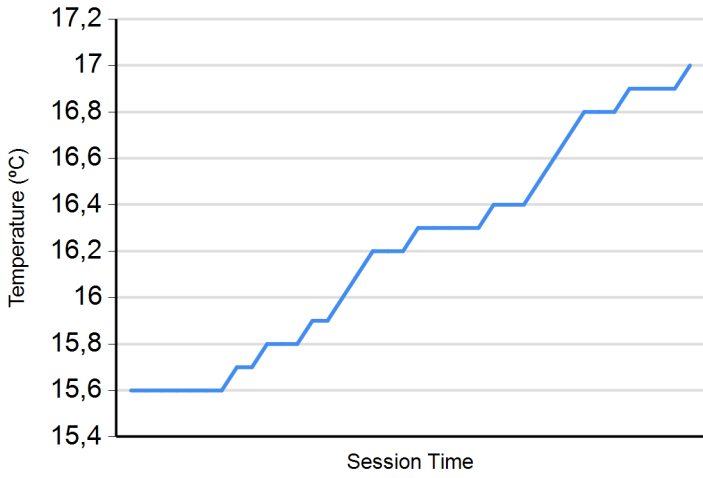
333 Rinat Salikhov PROAM Rinaldi Racing
 David Perel Ferrari 488 GT3

Nr.	In Day Time	In Time	Out Time	Pit Time	T. Pit Time	Handicap	Penalty
1	10:33:50.391	10:33:50.391	10:38:26.205	4:35.814	4:35.814		

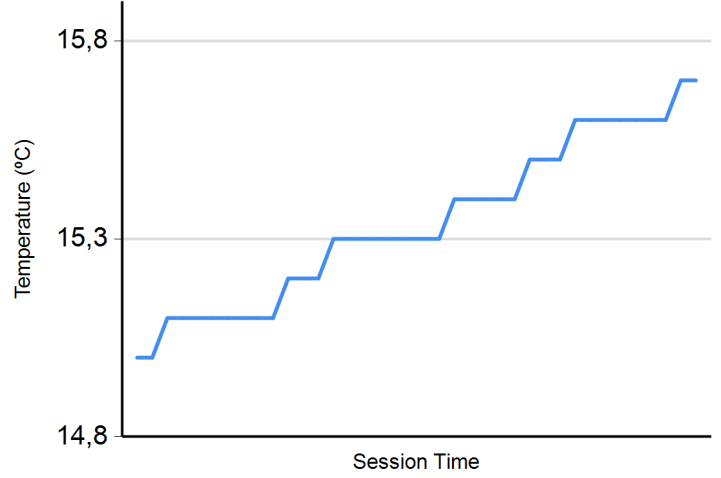




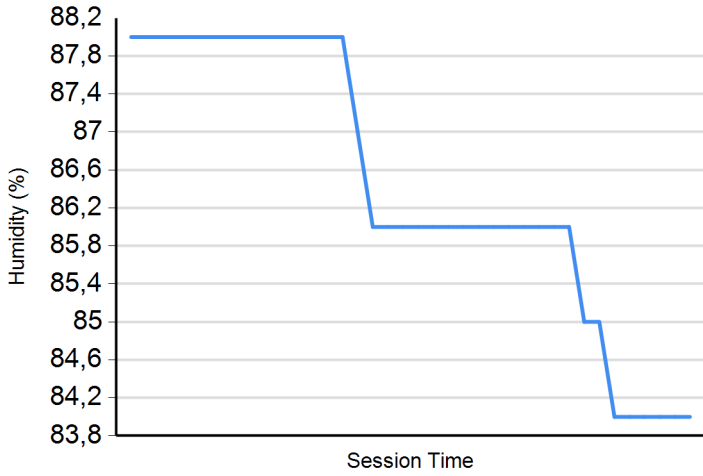
Air Temperature



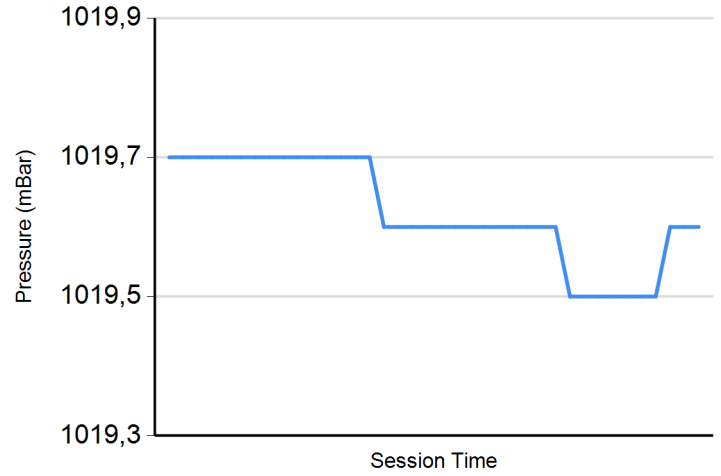
Track Temperature



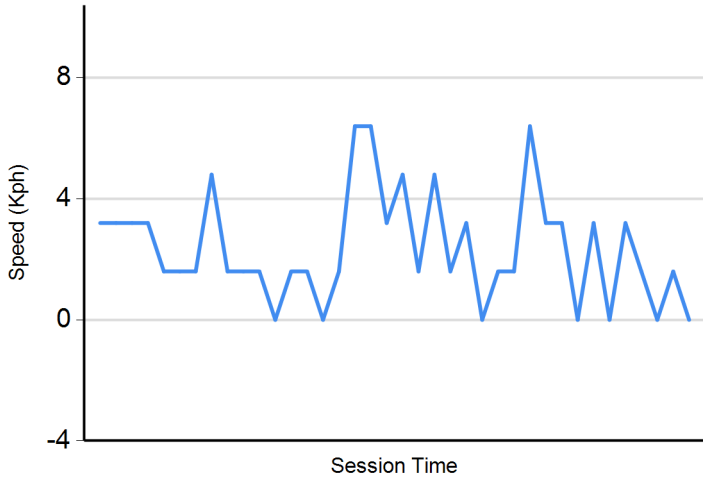
Humidity



Pressure



Wind Speed



Wind direction

North = 0°/360° Est = 90° South = 180° West = 270°

