

**Circuito de Barcelona**  
**International GT Open**  
**Race - 1**  
**Provisional Results**



Cls	Nº	Entrant/Team	Nat	Driver 1	Nat	Status	Driver 2	Nat	Status	Vehicle	Cat	Cl	Laps	Total Time	Gap	Interval	Km/h	Best	Time	Km/h
1	12	Ombra Racing	ITA	Andrea Rizzoli	ITA	Silver	<b>Damiano Fioravanti</b>	ITA	Silver	Lamborghini Huracan GT3	PRO	1	36	1:11:26.099			140.7	7	1:45.925	158.2
2	63	Imperiale Racing	ITA	Giovanni Venturini	ITA	Gold	<b>Jeroen Mul</b>	NLD	Silver	Lamborghini Huracan GT3	PRO	2	36	1:11:26.931	0.832	0.832	140.7	18	1:45.301	159.1
3	20	SPS Automotive Performance	DEU	Valentin Pierburg	DEU	Bronze	<b>Tom Onslow-Cole</b>	GBR	Gold	Mercedes AMG GT3	PROAM	1	36	1:11:29.167	3.068	2.236	140.6	5	1:45.153	159.3
4	25	Imperiale Racing	ITA	Riccardo Agostini	ITA	Gold	<b>Rik Breukers</b>	NLD	Silver	Lamborghini Huracan GT3	PRO	3	36	1:11:29.570	3.471	0.403	140.6	9	1:45.966	158.1
5	17	Senkyr Motorsport	CZE	<b>Richard Gonda</b>	SVK	Silver	Mikkel Jensen	DNK	Silver	BMW M6 GT3	PRO	4	36	1:11:30.359	4.260	0.789	140.6	4	1:46.810	156.8
6	51	Luzich Racing	USA	Alessandro Pier Guidi	ITA	Platinum	<b>Mikkel Mac</b>	DNK	Gold	Ferrari 488 GT3	PRO	5	36	1:11:30.992	4.893	0.633	140.5	18	1:45.661	158.6
7	52	Luzich Racing	USA	<b>Marco Cioci</b>	ITA	Gold	Matt Griffin	IRL	Gold	Ferrari 488 GT3	PRO	6	36	1:11:31.471	5.372	0.479	140.5	20	1:46.685	157.0
8	333	Rinaldi Racing	DEU	Rinat Salikhov	RUS	Bronze	<b>David Perel</b>	ZAF	Silver	Ferrari 488 GT3	PROAM	2	36	1:11:31.984	5.885	0.513	140.5	6	1:46.098	157.9
9	27	Daiko Lazarus Racing	ITA	<b>Fabrizio Crestani</b>	ITA	Silver	Miguel Ramos	PRT	Bronze	Lamborghini Huracan GT3	PROAM	3	36	1:11:35.126	9.027	3.142	140.4	6	1:46.064	157.9
10	72	Lechner Racing	AUT	<b>Mario Plachutta</b>	AUT	Bronze	Thomas Jäger	DEU	Gold	Mercedes AMG GT3	PROAM	4	36	1:11:35.509	9.410	0.383	140.4	18	1:45.734	158.4
11	11	RS Racing	ITA	Daniele Di Amato	ITA	Silver	<b>Andrea Montermini</b>	ITA	Gold	Ferrari 488 GT3	PRO	7	36	1:11:35.777	9.678	0.268	140.4	18	1:46.377	157.5
12	47	RACE / BMW Team Teo Martín	ESP	Fran Rueda	ESP	Silver	<b>Andrés Saravia</b>	GTM	Silver	BMW M6 GT3	PRO	8	36	1:11:36.190	10.091	0.413	140.4	18	1:46.035	158.0
13	6	Vincenzo Sospiri Racing	ITA	Kang Ling	CHN	Silver	<b>Philip Keen</b>	GBR	Gold	Lamborghini Huracan GT3	PRO	9	36	1:11:37.077	10.978	0.887	140.3	8	1:46.794	156.9
14	3	RACE / BMW Team Teo Martín	ESP	<b>Luourenço Beirão da Veiga</b>	PRT	Silver	Juan Cruz Álvarez	ARG	Silver	BMW M6 GT3	PRO	10	36	1:11:37.842	11.743	0.765	140.3	20	1:47.334	156.1
15	33	Rinaldi Racing	DEU	Christian Hook	DEU	Bronze	<b>Dominik Schwager</b>	DEU	Gold	Ferrari 488 GT3	PROAM	5	36	1:11:38.880	12.781	1.038	140.3	19	1:46.700	157.0
16	19	Imperiale Racing	ITA	<b>Jiatong Liang</b>	CHN	Bronze	Raffaele Giammaria	ITA	Gold	Lamborghini Huracan GT3	PROAM	6	36	1:11:39.308	13.209	0.428	140.3	19	1:46.478	157.3
17	16	Drivex School	ESP	Marcelo Hahn	BRA	Bronze	<b>Allam Khodair</b>	BRA	Gold	Mercedes AMG GT3	PROAM	7	36	1:11:39.811	13.712	0.503	140.3	20	1:46.450	157.4
18	84	Winward Racing / HTP Motorsport	USA	Russell Ward	USA	Silver	<b>Indy Dontje</b>	NLD	Silver	Mercedes AMG GT3	PRO	11	36	1:11:39.833	13.734	0.022	140.3	19	1:46.671	157.0
19	91	Target Racing	ITA	Stefano Costantini	ITA	Bronze				Lamborghini Huracan GT3	AM	1	36	1:11:40.251	14.152	0.418	140.2	16	1:47.382	156.0
20	7	RACE / BMW Team Teo Martín	ESP	<b>Márcio Basso</b>	BRA	Bronze	Guilherme Salas	BRA	Bronze	BMW M6 GT3	AM	2	36	1:11:40.468	14.369	0.217	140.2	18	1:46.665	157.1
21	71	Luzich Racing	USA	<b>Alexander West</b>	SWE	Bronze	Michele Rugolo	ITA	Gold	Ferrari 488 GT3	PROAM	8	36	1:11:41.295	15.196	0.827	140.2	20	1:46.300	157.6
22	66	Vincenzo Sospiri Racing	ITA	Giulio Borlenghi	BRA	Bronze	<b>Andrzej Lewandowski</b>	POL	Bronze	Lamborghini Huracan GT3	AM	3	36	1:11:46.999	20.900	5.704	140.0	23	1:46.880	156.7
23	96	Optimum Motorsport	GBR	<b>Bradley Ellis</b>	GBR	Silver	Oliver Wilkinson	GBR	Bronze	Audi R8 LMS	PROAM	9	36	1:11:47.657	21.558	0.658	140.0	8	1:46.624	157.1
24	99	Sports and You	PRT	<b>Manuel Da Costa</b>	PRT	Bronze	Miguel Sardinha	PRT	Bronze	Mercedes AMG GT3	AM	4	36	1:11:50.753	24.654	3.096	139.9	8	1:48.888	153.9
25	111	Porteiro Motorsport	ESP	<b>Charles Finelli</b>	USA	Bronze	Phillippe Denes	USA	Bronze	Mercedes AMG GT3	AM	5	35	1:11:40.839	1 Lap	1 Lap	136.3	18	1:46.639	157.1
26	28	Daiko Lazarus Racing	ITA	<b>Toby Sowery</b>	GBR	Silver	Giuseppe Cipriani	ITA	Bronze	Lamborghini Huracan GT3	PROAM	10	35	1:11:46.786	1 Lap	5.947	136.1	5	1:46.693	157.0
27	5	Olimp Racing	POL	Stanislaw Jedlinski	POL	Bronze	<b>Malgorzata Rdest</b>	POL	Bronze	Audi R8 LMS	AM	6	35	1:12:13.757	1 Lap	26.971	135.3	5	1:48.880	153.9
28	36	Drivex School	ESP	<b>Christian Hahn</b>	BRA	Bronze	Lucas Auer	AUT	Gold	Mercedes AMG GT3	PROAM	11	34	1:07:59.332	2 Laps	1 Lap	139.6	26	1:46.976	156.6
29	77	Olimp Racing	POL	Marcin Jedlinski	POL	Bronze	<b>Mateusz Lisowski</b>	POL	Silver	Audi R8 LMS	PROAM	12	29	56:42.804	7 Laps	5 Laps	142.8	19	1:45.868	158.2
<b>Not classified: (Requirements: 75% of number laps of leader = 27 Laps)</b>																				
90	Target Racing	ITA	Alberto Di Folco	ITA	Silver	<b>Adrian Zaugg</b>		CHE	Silver	Lamborghini Huracan GT3	PRO	12	10	18:13.042	26 Laps	19 Laps	153.3	9	1:47.234	156.2

Fastest lap Pierburg - Onslow-Cole in 1:45.153 at 159.4 Km/h in lap 5

CAR #16 - 5 SECONDS TIME PENALTY OVERTAKING UNDER SAFETY CAR

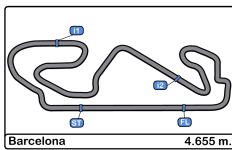
CAR #25 - 5 SECONDS TIME PENALTY BREAKING FORMATION

Published at:.....

Track Temp: 30.2 °C Air Temp: 24.8 °C Humidity: 47 % Track Status: DRY

Stewards:	Race Director:	Timekeeper:
-----------	----------------	-------------





**Circuito de Barcelona**  
**International GT Open**



**Race - 1**

**Provisional Results by Class**

Cls	Nº	Entrant/Team	Nat	Driver 1	Nat	Status	Driver 2	Nat	Status	Vehicle	Cat	Cl	Laps	Total Time	Gap	Interval	Km/h	Best	Time	Km/h	
<b>PRO</b>																					
1	12	Ombra Racing	ITA	Andrea Rizzoli	ITA	Silver	<u>Damiano Fioravanti</u>	ITA	Silver	Lamborghini Huracan GT3	PRO	1	36	1:11:26.099			140.7	7	1:45.925	158.2	
2	63	Imperiale Racing	ITA	Giovanni Venturini	ITA	Gold	<u>Jeroen Mul</u>	NLD	Silver	Lamborghini Huracan GT3	PRO	2	36	1:11:26.931	0.832	0.832	140.7	18	1:45.301	159.1	
3	25	Imperiale Racing	ITA	Riccardo Agostini	ITA	Gold	<u>Rik Breukers</u>	NLD	Silver	Lamborghini Huracan GT3	PRO	3	36	1:11:29.570	3.471	2.639	140.6	9	1:45.966	158.1	
4	17	Senkyr Motorsport	CZE	<u>Richard Gonda</u>	SVK	Silver	Mikkel Jensen	DNK	Silver	BMW M6 GT3	PRO	4	36	1:11:30.359	4.260	0.789	140.6	4	1:46.810	156.8	
5	51	Luzich Racing	USA	Alessandro Pier Guidi	ITA	Platinum	<u>Mikkel Mac</u>	DNK	Gold	Ferrari 488 GT3	PRO	5	36	1:11:30.992	4.893	0.633	140.5	18	1:45.661	158.6	
6	52	Luzich Racing	USA	<u>Marco Cioci</u>	ITA	Gold	Matt Griffin	IRL	Gold	Ferrari 488 GT3	PRO	6	36	1:11:31.471	5.372	0.479	140.5	20	1:46.685	157.0	
7	11	RS Racing	ITA	Daniele Di Amato	ITA	Silver	<u>Andrea Montermini</u>	ITA	Gold	Ferrari 488 GT3	PRO	7	36	1:11:35.777	9.678	4.306	140.4	18	1:46.377	157.5	
8	47	RACE / BMW Team Teo Martín	ESP	Fran Rueda	ESP	Silver	<u>Andrés Saravia</u>	GTM	Silver	BMW M6 GT3	PRO	8	36	1:11:36.190	10.091	0.413	140.4	18	1:46.035	158.0	
9	6	Vincenzo Sospiri Racing	ITA	Kang Ling	CHN	Silver	<u>Philip Keen</u>	GBR	Gold	Lamborghini Huracan GT3	PRO	9	36	1:11:37.077	10.978	0.887	140.3	8	1:46.794	156.9	
10	3	RACE / BMW Team Teo Martín	ESP	<u>Lourenço Beirão da Veiga</u>	PRT	Silver	Juan Cruz Álvarez	ARG	Silver	BMW M6 GT3	PRO	10	36	1:11:37.842	11.743	0.765	140.3	20	1:47.334	156.1	
11	84	Winward Racing / HTP Motorsport	USA	Russell Ward	USA	Silver	<u>Indy Dontje</u>	NLD	Silver	Mercedes AMG GT3	PRO	11	36	1:11:39.833	13.734	1.991	140.3	19	1:46.671	157.0	
<b>Not classified: (Requirements: 75% of number laps of leader = 27 Laps)</b>																					
90	Target Racing	ITA	Alberto Di Folco	ITA	Silver	<u>Adrian Zaugg</u>	CHE	Silver	Lamborghini Huracan GT3	PRO	12	10	18:13.042	26 Laps	26 Laps	153.3	9	1:47.234	156.2		
<b>PROAM</b>																					
1	20	SPS Automotive Performance	DEU	Valentin Pierburg	DEU	Bronze	<u>Tom Onslow-Cole</u>	GBR	Gold	Mercedes AMG GT3	PROAM	1	36	1:11:29.167			140.6	5	1:45.153	159.3	
2	333	Rinaldi Racing	DEU	Rinat Salikhov	RUS	Bronze	<u>David Perel</u>	ZAF	Silver	Ferrari 488 GT3	PROAM	2	36	1:11:31.984	5.885	2.817	140.5	6	1:46.098	157.9	
3	27	Daiko Lazarus Racing	ITA	<u>Fabrizio Crestani</u>	ITA	Silver	Miguel Ramos	PRT	Bronze	Lamborghini Huracan GT3	PROAM	3	36	1:11:35.126	9.027	3.142	140.4	6	1:46.064	157.9	
4	72	Lechner Racing	AUT	<u>Mario Plachutta</u>	AUT	Bronze	Thomas Jäger	DEU	Gold	Mercedes AMG GT3	PROAM	4	36	1:11:35.509	9.410	0.383	140.4	18	1:45.734	158.4	
5	33	Rinaldi Racing	DEU	Christian Hook	DEU	Bronze	<u>Dominik Schwager</u>	DEU	Gold	Ferrari 488 GT3	PROAM	5	36	1:11:38.880	12.781	3.371	140.3	19	1:46.700	157.0	
6	19	Imperiale Racing	ITA	<u>Jiatong Liang</u>	CHN	Bronze	Raffaele Giammaria	ITA	Gold	Lamborghini Huracan GT3	PROAM	6	36	1:11:39.308	13.209	0.428	140.3	19	1:46.478	157.3	
7	16	Drivex School	ESP	Marcelo Hahn	BRA	Bronze	<u>Allam Khodair</u>	BRA	Gold	Mercedes AMG GT3	PROAM	7	36	1:11:39.811	13.712	0.503	140.3	20	1:46.450	157.4	
8	71	Luzich Racing	USA	<u>Alexander West</u>	SWE	Bronze	Michele Rugolo	ITA	Gold	Ferrari 488 GT3	PROAM	8	36	1:11:41.295	15.196	1.484	140.2	20	1:46.300	157.6	
9	96	Optimum Motorsport	GBR	<u>Bradley Ellis</u>	GBR	Silver	Oliver Wilkinson	GBR	Bronze	Audi R8 LMS	PROAM	9	36	1:11:47.657	21.558	6.362	140.0	8	1:46.624	157.1	
10	28	Daiko Lazarus Racing	ITA	<u>Toby Sowery</u>	GBR	Silver	Giuseppe Cipriani	ITA	Bronze	Lamborghini Huracan GT3	PROAM	10	35	1:11:46.786	1 Lap	1 Lap	136.1	5	1:46.693	157.0	
11	36	Drivex School	ESP	<u>Christian Hahn</u>	BRA	Bronze	Lucas Auer	AUT	Gold	Mercedes AMG GT3	PROAM	11	34	1:07:59.332	2 Laps	1 Lap	139.6	26	1:46.976	156.6	
12	77	Olimp Racing	POL	Marcin Jedlinski	POL	Bronze	<u>Mateusz Lisowski</u>	POL	Silver	Audi R8 LMS	PROAM	12	29	56:42.804	7 Laps	5 Laps	142.8	19	1:45.868	158.2	
<b>AM</b>																					
1	91	Target Racing	ITA	Stefano Costantini	ITA	Bronze				Lamborghini Huracan GT3	AM	1	36	1:11:40.251			140.2	16	1:47.382	156.0	
2	7	RACE / BMW Team Teo Martín	ESP	<u>Márcio Basso</u>	BRA	Bronze	Guilherme Salas	BRA	Bronze	BMW M6 GT3	AM	2	36	1:11:40.468	14.369	0.217	140.2	18	1:46.665	157.1	
3	66	Vincenzo Sospiri Racing	ITA	Giulio Borlenghi	BRA	Bronze	<u>Andrzej Lewandowski</u>	POL	Bronze	Lamborghini Huracan GT3	AM	3	36	1:11:46.999	20.900	6.531	140.0	23	1:46.880	156.7	
4	99	Sports and You	PRT	<u>Manuel Da Costa</u>	PRT	Bronze	Miguel Sardinha	PRT	Bronze	Mercedes AMG GT3	AM	4	36	1:11:50.753	24.654	3.754	139.9	8	1:48.888	153.9	
5	111	Porteiro Motorsport	ESP	<u>Charles Finelli</u>	USA	Bronze	Phillippe Denes	USA	Bronze	Mercedes AMG GT3	AM	5	35	1:11:40.839	1 Lap	1 Lap	136.3	18	1:46.639	157.1	
6	5	Olimp Racing	POL	Stanislaw Jedlinski	POL	Bronze	<u>Malgorzata Rdest</u>	POL	Bronze	Audi R8 LMS	AM	6	35	1:12:13.757	1 Lap		32.918	135.3	5	1:48.880	153.9

Fastest lap Pierburg - Onslow-Cole in 1:45.153 at 159.4 Km/h in lap 5

Published at:.....

Track Temp: 30.2 °C

Air Temp: 24.8 °C

Humidity: 47 %

Track Status: DRY

<b>Stewards:</b>	<b>Race Director:</b>	<b>Timekeeper:</b>
------------------	-----------------------	--------------------





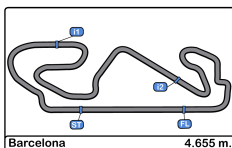
**Circuito de Barcelona**  
**International GT Open**  
**Race - 1**



**Provisional Classification by Driver Fastest Lap**

Cl	Nº	Entrant/Team	Nat	Vehicle	Driver	Nat	Status	Cat	Cl	Laps	Best	Time	Gap	Interval	Km/h
1	20	SPS Automotive Performance	DEU	Mercedes AMG GT3	Tom Onslow-Cole	GBR	Gold	PROAM	1	18	5	1:45.153			159.3
2	63	Imperiale Racing	ITA	Lamborghini Huracan GT3	Giovanni Venturini	ITA	Gold	PRO	1	22	4	1:45.301	0.148	0.148	159.1
3	51	Luzich Racing	USA	Ferrari 488 GT3	Alessandro Pier Guidi	ITA	Platinum	PRO	2	21	3	1:45.661	0.508	0.360	158.6
4	72	Lechner Racing	AUT	Mercedes AMG GT3	Thomas Jäger	DEU	Gold	PROAM	2	21	3	1:45.734	0.581	0.073	158.4
5	77	Olimp Racing	POL	Audi R8 LMS	Mateusz Lisowski	POL	Silver	PROAM	3	20	19	1:45.868	0.715	0.134	158.2
6	12	Ombra Racing	ITA	Lamborghini Huracan GT3	Damiano Fioravanti	ITA	Silver	PRO	3	17	7	1:45.925	0.772	0.057	158.2
7	25	Imperiale Racing	ITA	Lamborghini Huracan GT3	Rik Breukers	NLD	Silver	PRO	4	18	9	1:45.966	0.813	0.041	158.1
8	47	RACE / BMW Team Teo Martín	ESP	BMW M6 GT3	Fran Rueda	ESP	Silver	PRO	5	22	4	1:46.035	0.882	0.069	158.0
9	27	Daiko Lazarus Racing	ITA	Lamborghini Huracan GT3	Fabrizio Crestani	ITA	Silver	PROAM	4	15	6	1:46.064	0.911	0.029	157.9
10	63	Imperiale Racing	ITA	Lamborghini Huracan GT3	Jeroen Mul	NLD	Silver	PRO	6	14	5	1:46.079	0.926	0.015	157.9
11	333	Rinaldi Racing	DEU	Ferrari 488 GT3	David Perel	ZAF	Silver	PROAM	5	19	6	1:46.098	0.945	0.019	157.9
12	12	Ombra Racing	ITA	Lamborghini Huracan GT3	Andrea Rizzoli	ITA	Silver	PRO	7	19	4	1:46.191	1.038	0.093	157.8
13	25	Imperiale Racing	ITA	Lamborghini Huracan GT3	Riccardo Agostini	ITA	Gold	PRO	8	18	2	1:46.197	1.044	0.006	157.8
14	51	Luzich Racing	USA	Ferrari 488 GT3	Mikkel Mac	DNK	Gold	PRO	9	15	4	1:46.300	1.147	0.103	157.6
15	71	Luzich Racing	USA	Ferrari 488 GT3	Michele Rugolo	ITA	Gold	PROAM	6	22	6	1:46.300	1.147	0.000	157.6
16	11	RS Racing	ITA	Ferrari 488 GT3	Daniele Di Amato	ITA	Silver	PRO	10	21	3	1:46.377	1.224	0.077	157.5
17	16	Drivex School	ESP	Mercedes AMG GT3	Allam Khodair	BRA	Gold	PROAM	7	21	20	1:46.450	1.297	0.073	157.4
18	11	RS Racing	ITA	Ferrari 488 GT3	Andrea Montermini	ITA	Gold	PRO	11	15	6	1:46.478	1.325	0.028	157.3
19	19	Imperiale Racing	ITA	Lamborghini Huracan GT3	Raffaele Giammaria	ITA	Gold	PROAM	8	21	4	1:46.478	1.325	0.000	157.3
20	96	Optimum Motorsport	GBR	Audi R8 LMS	Bradley Ellis	GBR	Silver	PROAM	9	21	8	1:46.624	1.471	0.146	157.1
21	111	Porteiro Motorsport	ESP	Mercedes AMG GT3	Phillippe Denes	USA	Bronze	AM	1	21	4	1:46.639	1.486	0.015	157.1
22	7	RACE / BMW Team Teo Martín	ESP	BMW M6 GT3	Guilherme Salas	BRA	Bronze	AM	2	21	3	1:46.665	1.512	0.026	157.1
23	84	Winward Racing / HTP Motorsp	USA	Mercedes AMG GT3	Indy Dontje	NLD	Silver	PRO	12	21	19	1:46.671	1.518	0.006	157.0
24	52	Luzich Racing	USA	Ferrari 488 GT3	Matt Griffin	IRL	Gold	PRO	13	19	3	1:46.685	1.532	0.014	157.0
25	28	Daiko Lazarus Racing	ITA	Lamborghini Huracan GT3	Toby Sowery	GBR	Silver	PROAM	10	20	5	1:46.693	1.540	0.008	157.0
26	33	Rinaldi Racing	DEU	Ferrari 488 GT3	Dominik Schwager	DEU	Gold	PROAM	11	21	19	1:46.700	1.547	0.007	157.0
27	6	Vincenzo Sospiri Racing	ITA	Lamborghini Huracan GT3	Philip Keen	GBR	Gold	PRO	14	14	8	1:46.794	1.641	0.094	156.9
28	17	Senkyr Motorsport	CZE	BMW M6 GT3	Richard Gonda	SVK	Silver	PRO	15	20	4	1:46.810	1.657	0.016	156.8
29	27	Daiko Lazarus Racing	ITA	Lamborghini Huracan GT3	Miguel Ramos	PRT	Bronze	PROAM	12	21	3	1:46.840	1.687	0.030	156.8
30	66	Vincenzo Sospiri Racing	ITA	Lamborghini Huracan GT3	Giulio Borlenghi	BRA	Bronze	AM	3	20	7	1:46.880	1.727	0.040	156.7
31	52	Luzich Racing	USA	Ferrari 488 GT3	Marco Cioci	ITA	Gold	PRO	16	17	7	1:46.901	1.748	0.021	156.7
32	17	Senkyr Motorsport	CZE	BMW M6 GT3	Mikkel Jensen	DNK	Silver	PRO	17	16	7	1:46.912	1.759	0.011	156.7
33	47	RACE / BMW Team Teo Martín	ESP	BMW M6 GT3	Andrés Saravia	GTM	Silver	PRO	18	14	6	1:46.948	1.795	0.036	156.6
34	36	Drivex School	ESP	Mercedes AMG GT3	Lucas Auer	AUT	Gold	PROAM	13	20	12	1:46.976	1.823	0.028	156.6
35	20	SPS Automotive Performance	DEU	Mercedes AMG GT3	Valentin Pierburg	DEU	Bronze	PROAM	14	18	3	1:47.049	1.896	0.073	156.5
36	6	Vincenzo Sospiri Racing	ITA	Lamborghini Huracan GT3	Kang Ling	CHN	Silver	PRO	19	22	6	1:47.055	1.902	0.006	156.5
37	333	Rinaldi Racing	DEU	Ferrari 488 GT3	Rinat Salikhov	RUS	Bronze	PROAM	15	17	8	1:47.078	1.925	0.023	156.5
38	90	Target Racing	ITA	Lamborghini Huracan GT3	Adrian Zaugg	CHE	Silver	PRO	20	10	9	1:47.234	2.081	0.156	156.2
39	3	RACE / BMW Team Teo Martín	ESP	BMW M6 GT3	Juan Cruz Álvarez	ARG	Silver	PRO	21	22	6	1:47.334	2.181	0.100	156.1
40	91	Target Racing	ITA	Lamborghini Huracan GT3	Stefano Costantini	ITA	Bronze	AM	4	25	5	1:47.382	2.229	0.048	156.0
41	3	RACE / BMW Team Teo Martín	ESP	BMW M6 GT3	Lourenço Beirão da V	PRT	Silver	PRO	22	14	6	1:47.512	2.359	0.130	155.8
42	36	Drivex School	ESP	Mercedes AMG GT3	Christian Hahn	BRA	Bronze	PROAM	16	14	8	1:47.576	2.423	0.064	155.7
43	91	Target Racing	ITA	Lamborghini Huracan GT3	Stefano Costantini	ITA	Bronze	AM	5	11	9	1:47.657	2.504	0.081	155.6
44	19	Imperiale Racing	ITA	Lamborghini Huracan GT3	Jiatong Liang	CHN	Bronze	PROAM	17	15	6	1:47.659	2.506	0.002	155.6
45	77	Olimp Racing	POL	Audi R8 LMS	Marcin Jedlinski	POL	Bronze	PROAM	18	9	8	1:47.775	2.622	0.116	155.4
46	66	Vincenzo Sospiri Racing	ITA	Lamborghini Huracan GT3	Andrzej Lewandowski	POL	Bronze	AM	6	16	5	1:47.927	2.774	0.152	155.2
47	71	Luzich Racing	USA	Ferrari 488 GT3	Alexander West	SW	Bronze	PROAM	19	14	6	1:48.109	2.956	0.182	155.0
48	16	Drivex School	ESP	Mercedes AMG GT3	Marcelo Hahn	BRA	Bronze	PROAM	20	15	8	1:48.325	3.172	0.216	154.7
49	84	Winward Racing / HTP Motorsp	USA	Mercedes AMG GT3	Russell Ward	USA	Silver	PRO	23	15	3	1:48.394	3.241	0.069	154.6
50	72	Lechner Racing	AUT	Mercedes AMG GT3	Mario Plachutta	AUT	Bronze	PROAM	21	15	6	1:48.426	3.273	0.032	154.5
51	33	Rinaldi Racing	DEU	Ferrari 488 GT3	Christian Hook	DEU	Bronze	PROAM	22	15	8	1:48.752	3.599	0.326	154.0
52	5	Olimp Racing	POL	Audi R8 LMS	Malgorzata Rdest	POL	Bronze	AM	7	18	5	1:48.880	3.727	0.128	153.9
53	99	Sports and You	PRT	Mercedes AMG GT3	Manuel Da Costa	PRT	Bronze	AM	8	20	8	1:48.888	3.735	0.008	153.9
54	96	Optimum Motorsport	GBR	Audi R8 LMS	Oliver Wilkinson	GBR	Bronze	PROAM	23	15	2	1:49.015	3.862	0.127	153.7
55	28	Daiko Lazarus Racing	ITA	Lamborghini Huracan GT3	Giuseppe Cipriani	ITA	Bronze	PROAM	24	15	6	1:49.199	4.046	0.184	153.4
56	99	Sports and You	PRT	Mercedes AMG GT3	Miguel Sardinha	PRT	Bronze	AM	9	16	9	1:49.368	4.215	0.169	153.2
57	7	RACE / BMW Team Teo Martín	ESP	BMW M6 GT3	Márcio Basso	BRA	Bronze	AM	10	15	5	1:49.652	4.499	0.284	152.8
58	111	Porteiro Motorsport	ESP	Mercedes AMG GT3	Charles Finelli	USA	Bronze	AM	11	14	6	1:49.894	4.741	0.242	152.4
59	5	Olimp Racing	POL	Audi R8 LMS	Stanislaw Jedlinski	POL	Bronze	AM	12	17	3	1:54.042	8.889	4.148	146.9





# Circuito de Barcelona

## International GT Open

### Race - 1

#### Distance and Speed Average



Cls	Nº	Entrant/Team	Nat	Driver 1	Nat	Status	Driver 2	Nat	Status	Vehicle	Cat	Cls	Laps	Distance	Total Time	Km/h
1	12	Ombra Racing	ITA	Andrea Rizzoli	ITA	Silver	<u>Damiano Fioravanti</u>	ITA	Silver	Lamborghini Huracan GT3	PRO	1	36	167.58	1:11:26.099	140.7
2	63	Imperiale Racing	ITA	Giovanni Venturini	ITA	Gold	<u>Jeroen Mul</u>	NLD	Silver	Lamborghini Huracan GT3	PRO	2	36	167.58	1:11:26.931	140.7
3	20	SPS Automotive Performance	DEU	Valentin Pierburg	DEU	Bronze	<u>Tom Onslow-Cole</u>	GBR	Gold	Mercedes AMG GT3	PROAM	1	36	167.58	1:11:29.167	140.6
4	25	Imperiale Racing	ITA	Riccardo Agostini	ITA	Gold	<u>Rik Breukers</u>	NLD	Silver	Lamborghini Huracan GT3	PRO	3	36	167.58	1:11:29.570	140.6
5	17	Senkyr Motorsport	CZE	<u>Richard Gonda</u>	SVK	Silver	Mikkel Jensen	DNK	Silver	BMW M6 GT3	PRO	4	36	167.58	1:11:30.359	140.6
6	51	Luzich Racing	USA	Alessandro Pier Guidi	ITA	Platinum	<u>Mikkel Mac</u>	DNK	Gold	Ferrari 488 GT3	PRO	5	36	167.58	1:11:30.992	140.5
7	52	Luzich Racing	USA	<u>Marco Cioci</u>	ITA	Gold	Matt Griffin	IRL	Gold	Ferrari 488 GT3	PRO	6	36	167.58	1:11:31.471	140.5
8	333	Rinaldi Racing	DEU	Rinat Salikhov	RUS	Bronze	<u>David Perel</u>	ZAF	Silver	Ferrari 488 GT3	PROAM	2	36	167.58	1:11:31.984	140.5
9	27	Daiko Lazarus Racing	ITA	<u>Fabrizio Crestani</u>	ITA	Silver	Miguel Ramos	PRT	Bronze	Lamborghini Huracan GT3	PROAM	3	36	167.58	1:11:35.126	140.4
10	72	Lechner Racing	AUT	<u>Mario Plachutta</u>	AUT	Bronze	Thomas Jäger	DEU	Gold	Mercedes AMG GT3	PROAM	4	36	167.58	1:11:35.509	140.4
11	11	RS Racing	ITA	Daniele Di Amato	ITA	Silver	<u>Andrea Montermini</u>	ITA	Gold	Ferrari 488 GT3	PRO	7	36	167.58	1:11:35.777	140.4
12	47	RACE / BMW Team Teo Martín	ESP	Fran Rueda	ESP	Silver	<u>Andrés Saravia</u>	GTM	Silver	BMW M6 GT3	PRO	8	36	167.58	1:11:36.190	140.4
13	6	Vincenzo Sospiri Racing	ITA	Kang Ling	CHN	Silver	<u>Philip Keen</u>	GBR	Gold	Lamborghini Huracan GT3	PRO	9	36	167.58	1:11:37.077	140.3
14	3	RACE / BMW Team Teo Martín	ESP	<u>Lourenço Beirão da Veig</u>	PRT	Silver	Juan Cruz Álvarez	ARG	Silver	BMW M6 GT3	PRO	10	36	167.58	1:11:37.842	140.3
15	33	Rinaldi Racing	DEU	Christian Hook	DEU	Bronze	<u>Dominik Schwager</u>	DEU	Gold	Ferrari 488 GT3	PROAM	5	36	167.58	1:11:38.880	140.3
16	19	Imperiale Racing	ITA	<u>Jiatong Liang</u>	CHN	Bronze	Raffaele Giammaria	ITA	Gold	Lamborghini Huracan GT3	PROAM	6	36	167.58	1:11:39.308	140.3
17	16	Drivex School	ESP	Marcelo Hahn	BRA	Bronze	<u>Allam Khodair</u>	BRA	Gold	Mercedes AMG GT3	PROAM	7	36	167.58	1:11:39.811	140.3
18	84	Winward Racing / HTP Motors	USA	Russell Ward	USA	Silver	<u>Indy Dontje</u>	NLD	Silver	Mercedes AMG GT3	PRO	11	36	167.58	1:11:39.833	140.3
19	91	Target Racing	ITA	Stefano Costantini	ITA	Bronze				Lamborghini Huracan GT3	AM	1	36	167.58	1:11:40.251	140.2
20	7	RACE / BMW Team Teo Martín	ESP	<u>Márcio Basso</u>	BRA	Bronze	Guilherme Salas	BRA	Bronze	BMW M6 GT3	AM	2	36	167.58	1:11:40.468	140.2
21	71	Luzich Racing	USA	<u>Alexander West</u>	SWE	Bronze	Michele Rugolo	ITA	Gold	Ferrari 488 GT3	PROAM	8	36	167.58	1:11:41.295	140.2
22	66	Vincenzo Sospiri Racing	ITA	Giulio Borlenghi	BRA	Bronze	<u>Andrzej Lewandowski</u>	POL	Bronze	Lamborghini Huracan GT3	AM	3	36	167.58	1:11:46.999	140.0
23	96	Optimum Motorsport	GBR	<u>Bradley Ellis</u>	GBR	Silver	Oliver Wilkinson	GBR	Bronze	Audi R8 LMS	PROAM	9	36	167.58	1:11:47.657	140.0
24	99	Sports and You	PRT	<u>Manuel Da Costa</u>	PRT	Bronze	Miguel Sardinha	PRT	Bronze	Mercedes AMG GT3	AM	4	36	167.58	1:11:50.753	139.9
25	111	Porteiro Motorsport	ESP	<u>Charles Finelli</u>	USA	Bronze	Phillippe Denes	USA	Bronze	Mercedes AMG GT3	AM	5	35	162.92	1:11:40.839	136.3
26	28	Daiko Lazarus Racing	ITA	<u>Toby Sowery</u>	GBR	Silver	Giuseppe Cipriani	ITA	Bronze	Lamborghini Huracan GT3	PROAM	10	35	162.92	1:11:46.786	136.1
27	5	Olimp Racing	POL	Stanislaw Jedlinski	POL	Bronze	<u>Malgorzata Rdest</u>	POL	Bronze	Audi R8 LMS	AM	6	35	162.92	1:12:13.757	135.3
28	36	Drivex School	ESP	<u>Christian Hahn</u>	BRA	Bronze	Lucas Auer	AUT	Gold	Mercedes AMG GT3	PROAM	11	34	158.27	1:07:59.332	139.6
29	77	Olimp Racing	POL	Marcin Jedlinski	POL	Bronze	<u>Mateusz Lisowski</u>	POL	Silver	Audi R8 LMS	PROAM	12	29	134.99	56:42.804	142.8
<b>Not classified: (Requirements: 75% of number laps of leader = 27 Laps)</b>																
90		Target Racing	ITA	Alberto Di Folco	ITA	Silver	<u>Adrian Zaugg</u>	CHE	Silver	Lamborghini Huracan GT3	PRO	12	10	46.55	18:13.042	153.3





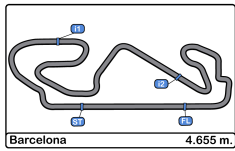


**Circuit de Barcelona**  
**International GT Open**  
**Race - 1**  
**Lap Analysis**



3							5								
1 Lourenço Beirão da Veiga							1 Stanislaw Jedlinski								
BMW M6 GT3							Audi R8 LMS								
PRO							AM								
2 Juan Cruz Álvarez							2 Malgorzata Rdest								
RACE / BMW Team Teo Martin							Olimp Racing								
Lap	D	Time	Sector 1	Sector 2	Sector 3	T. Spd	Elapsed	Lap	D	Time	Sector 1	Sector 2	Sector 3	T. Spd	Elapsed
1	1	1:59.649	37.268	44.420	37.961	258.9	1:59.649	1	2	2:00.795	38.294	44.323	38.178	243.7	2:00.795
2	1	1:49.175	30.368	42.446	36.361	267.9	3:48.824	2	2	1:51.357	31.805	43.422	36.130	263.4	3:52.152
3	1	1:48.888	30.408	42.129	36.351	267.3	5:37.712	3	2	1:49.124	30.687	42.480	35.957	262.1	5:41.276
4	1	1:49.923	30.230	42.239	37.454	267.9	7:27.635	4	2	1:49.351	30.676	42.239	36.436	262.7	7:30.627
5	1	1:49.353	30.783	41.895	36.675	264.0	9:16.988	5	2	1:48.880	30.577	42.207	36.096	265.3	9:19.507
6	1	1:47.512	29.955	41.948	35.609	267.9	11:04.500	6	2	1:49.278	30.747	42.400	36.131	266.0	11:08.785
7	1	1:48.076	30.019	42.024	36.033	268.6	12:52.576	7	2	1:49.349	30.882	42.205	36.262	263.4	12:58.134
8	1	1:48.895	30.462	42.079	36.354	270.0	14:41.471	8	2	1:48.966	30.753	42.200	36.013	266.0	14:47.100
9	1	1:49.504	31.044	42.524	35.936	268.6	16:30.975	9	2	1:49.011	30.541	42.258	36.212	264.0	16:36.111
10	1	1:53.580	30.197	45.797	37.586	267.3	18:24.555	10	2	1:52.438	30.747	44.602	37.089	263.4	18:28.549
11	1	2:31.207	38.547	1:03.342	49.318	255.3	20:55.762	11	2	2:28.838	37.340	1:02.623	48.875	258.3	20:57.387
12	1	2:40.814	59.550	56.661	44.603	124.8	23:36.576	12	2	2:41.439	59.885	57.187	44.367	127.6	23:38.826
13	1	2:31.217	48.712	57.523	44.982	160.0	26:07.793	13	2	2:30.864	48.977	57.866	44.021	137.9	26:09.690
14	1	2:24.794 P	48.287	51.190	45.317	145.9	28:32.587	14	2	2:19.040	49.031	49.884	40.125	118.5	28:28.730
15	2	2:59.306	1:40.697	42.527	36.082	192.5	31:31.893	15	2	1:50.329	31.135	42.718	36.476	263.4	30:19.059
16	2	1:49.354	30.635	42.878	35.841	267.9	33:21.247	16	2	1:49.485	30.957	42.401	36.127	264.0	32:08.544
17	2	1:49.007	30.276	42.698	36.033	267.9	35:10.254	17	2	1:50.009	30.784	42.839	36.386	264.7	33:58.553
18	2	1:47.924	30.078	42.203	35.643	269.3	36:58.178	18	2	1:55.277 P	30.765	42.243	42.269	263.4	35:53.830
19	2	1:47.473	30.126	41.858	35.489	268.6	38:45.651	19	1	3:56.015	2:34.067	44.250	37.698	179.4	39:49.845
20	2	1:47.334	30.025	41.805	35.504	269.3	40:32.985	20	1	1:54.122	31.931	44.143	38.048	260.8	41:43.967
21	2	1:48.436	30.181	42.590	35.665	269.3	42:21.421	21	1	1:54.042	31.662	44.544	37.836	258.9	43:38.009
22	2	1:49.241	30.766	42.587	35.888	267.9	44:10.662	22	1	1:57.388	31.940	45.070	40.378	258.9	45:35.397
23	2	1:49.136	31.077	42.291	35.768	268.6	45:59.798	23	1	2:01.182	32.547	45.755	42.880	258.9	47:36.579
24	2	1:48.097	30.004	42.047	36.046	268.6	47:47.895	24	1	2:05.892	34.239	48.433	43.220	255.3	49:42.471
25	2	1:49.836	30.345	42.186	37.305	269.3	49:37.731	25	1	1:59.883	32.932	46.080	40.871	257.7	51:42.354
26	2	1:50.225	30.593	42.389	37.243	269.3	51:27.956	26	1	2:00.786	32.931	46.368	41.487	257.1	53:43.140
27	2	1:49.303	30.229	42.309	36.765	270.0	53:17.259	27	1	1:59.799	32.869	46.441	40.489	255.9	55:42.939
28	2	1:48.086	30.305	42.105	35.676	267.9	55:05.345	28	1	1:58.709	32.606	46.250	39.853	259.6	57:41.648
29	2	1:47.488	30.145	41.762	35.581	270.0	56:52.833	29	1	2:02.918	33.593	46.747	42.578	257.1	59:44.566
30	2	1:48.074	30.298	42.096	35.680	270.6	58:40.907	30	1	2:23.423	51.309	49.567	42.547	162.4	1:02:07.989
31	2	1:57.697	31.307	46.562	39.828	270.6	1:00:38.604	31	1	2:05.765	36.473	47.955	41.337	252.9	1:04:13.754
32	2	2:12.232	33.527	50.750	47.955	230.2	1:02:50.836	32	1	2:03.935	35.110	47.703	41.122	247.7	1:06:17.689
33	2	2:51.458	51.025	1:14.019	46.414	194.5	1:05:42.294	33	1	2:01.971	34.422	47.124	40.425	255.9	1:08:19.660
34	2	2:16.750	43.028	56.545	37.177	171.9	1:07:59.044	34	1	1:57.216	32.857	45.618	38.741	256.5	1:10:16.876
35	2	1:49.361	30.559	42.663	36.139	270.0	1:09:48.405	35	1	1:56.881	32.726	45.151	39.004	258.3	1:12:13.757
36	2	1:49.437	30.531	42.594	36.312	270.6	1:11:37.842								



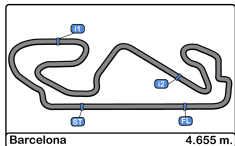


**Circuit de Barcelona**  
**International GT Open**  
**Race - 1**  
**Lap Analysis**



6							7								
1 Kang Ling							1 Márcio Basso								
Lamborghini Huracan GT3							BMW M6 GT3								
2 Philip Keen							2 Guilherme Salas								
Vincenzo Sospiri Racing							RACE / BMW Team Teo Martín								
Lap	D	Time	Sector 1	Sector 2	Sector 3	T. Spd	Elapsed	Lap	D	Time	Sector 1	Sector 2	Sector 3	T. Spd	Elapsed
1	2	2:06.675	34.499	56.757	35.419	258.3	2:06.675	1	1	2:01.812	38.963	44.760	38.089	257.1	2:01.812
2	2	1:47.414	30.224	41.524	35.666	263.4	3:54.089	2	1	1:53.070	31.521	44.118	37.431	266.6	3:54.882
3	2	1:48.748	30.070	42.083	36.595	267.3	5:42.837	3	1	1:49.946	30.684	42.798	36.464	264.7	5:44.828
4	2	1:47.245	30.100	41.639	35.506	263.4	7:30.082	4	1	1:50.061	31.006	42.709	36.346	266.0	7:34.889
5	2	1:48.994	30.436	42.092	36.466	268.6	9:19.076	5	1	1:49.652	30.702	42.644	36.306	265.3	9:24.541
6	2	1:49.010	30.605	42.348	36.057	268.6	11:08.086	6	1	1:49.991	30.722	42.727	36.542	266.0	11:14.532
7	2	1:47.670	30.589	41.724	35.357	267.9	12:55.756	7	1	1:49.940	30.672	42.677	36.591	266.0	13:04.472
8	2	1:46.794	30.013	41.486	35.295	266.6	14:42.550	8	1	1:50.286	30.671	42.844	36.771	264.7	14:54.758
9	2	1:47.132	30.020	41.596	35.516	266.6	16:29.682	9	1	1:50.668	30.884	42.915	36.869	264.7	16:45.426
10	2	1:54.307	30.250	45.955	38.102	268.6	18:23.989	10	1	1:54.395	31.625	44.773	37.997	264.0	18:39.821
11	2	2:30.941	38.210	1:03.440	49.291	254.1	20:54.930	11	1	2:21.112	33.595	57.745	49.772	262.1	21:00.933
12	2	2:40.566	59.352	56.680	44.534	98.3	23:35.496	12	1	2:40.642	59.236	57.298	44.108	159.0	23:41.575
13	2	2:31.497	48.692	57.494	45.311	177.0	26:06.993	13	1	2:30.782	48.914	58.201	43.667	150.0	26:12.357
14	2	2:24.602 P	48.137	51.193	45.272	160.2	28:31.595	14	1	2:18.652	48.932	49.611	40.109	150.4	28:31.009
15	1	2:59.963	1:41.494	42.533	35.936	190.1	31:31.558	15	1	1:58.762 P	32.051	44.435	42.276	262.7	30:29.771
16	1	1:48.887	30.614	42.376	35.897	264.7	33:20.445	16	2	3:17.493	1:59.471	42.021	36.001	195.6	33:47.264
17	1	1:49.399	30.356	42.800	36.243	264.7	35:09.844	17	2	1:47.063	30.099	41.657	35.307	270.0	35:34.327
18	1	1:47.552	30.188	41.957	35.407	266.0	36:57.396	18	2	1:46.665	29.987	41.320	35.358	272.0	37:20.992
19	1	1:47.372	30.120	41.825	35.427	266.0	38:44.768	19	2	1:46.849	30.002	41.545	35.302	271.3	39:07.841
20	1	1:47.055	30.217	41.445	35.393	266.0	40:31.823	20	2	1:47.088	29.838	41.930	35.320	270.6	40:54.929
21	1	1:47.674	30.562	41.682	35.430	266.6	42:19.497	21	2	1:48.139	29.956	41.252	36.931	266.6	42:43.068
22	1	1:47.504	30.125	41.784	35.595	266.0	44:07.001	22	2	1:47.054	30.290	41.353	35.411	264.0	44:30.122
23	1	1:48.000	30.420	41.911	35.669	266.6	45:55.001	23	2	1:46.938	30.083	41.378	35.477	266.0	46:17.060
24	1	1:52.520	30.196	42.595	39.729	266.6	47:47.521	24	2	1:47.064	29.896	41.399	35.769	266.0	48:04.124
25	1	1:49.740	30.357	42.035	37.348	266.0	49:37.261	25	2	1:46.923	30.024	41.349	35.550	265.3	49:51.047
26	1	1:49.542	30.724	42.580	36.238	267.3	51:26.803	26	2	1:49.809	30.558	41.650	37.601	266.6	51:40.856
27	1	1:48.489	30.313	42.258	35.918	267.3	53:15.292	27	2	1:47.341	30.119	41.647	35.575	264.0	53:28.197
28	1	1:47.900	30.368	41.979	35.553	266.0	55:03.192	28	2	1:47.862	30.365	41.833	35.664	266.6	55:16.059
29	1	1:48.858	30.090	41.784	36.984	265.3	56:52.050	29	2	1:47.207	29.967	41.592	35.648	266.0	57:03.266
30	1	1:47.794	30.232	41.928	35.634	267.9	58:39.844	30	2	1:47.304	30.048	41.690	35.566	267.9	58:50.570
31	1	1:58.473	30.311	47.941	40.221	267.9	1:00:38.317	31	2	1:52.814	31.031	43.714	38.069	268.6	1:00:43.384
32	1	2:11.188	33.478	50.052	47.658	234.2	1:02:49.505	32	2	2:10.831	33.105	49.597	48.129	219.0	1:02:54.215
33	1	2:51.837	51.634	1:14.092	46.111	178.5	1:05:41.342	33	2	2:51.432	52.655	1:13.936	44.841	187.1	1:05:45.647
34	1	2:17.357	42.350	57.748	37.259	184.9	1:07:58.699	34	2	2:17.497	43.317	56.224	37.956	153.4	1:08:03.144
35	1	1:49.227	30.697	42.384	36.146	264.0	1:09:47.926	35	2	1:48.124	30.288	42.054	35.782	267.3	1:09:51.268
36	1	1:49.151	30.493	42.527	36.131	270.0	1:11:37.077	36	2	1:49.200	30.342	41.925	36.933	270.0	1:11:40.468





**Circuit de Barcelona**  
**International GT Open**  
**Race - 1**  
**Lap Analysis**



**11**

1 Daniele Di Amato

Ferrari 488 GT3

**12**

1 Andrea Rizzoli

Lamborghini Huracan GT3

PRO

2 Andrea Montermini

RS Racing

PRO

2 Damiano Fioravanti

Ombra Racing

Lap	D	Time	Sector 1	Sector 2	Sector 3	T. Spd	Elapsed	Lap	D	Time	Sector 1	Sector 2	Sector 3	T. Spd	Elapsed
1	2	1:55.812	35.738	43.405	36.669	258.3	1:55.812	1	2	1:49.798	32.960	41.670	35.168	251.1	1:49.798
2	2	1:48.089	30.717	41.939	35.433	267.3	3:43.901	2	2	1:47.093	30.284	41.429	35.380	263.4	3:36.891
3	2	1:47.242	30.335	41.604	35.303	267.3	5:31.143	3	2	1:46.336	29.996	41.294	35.046	264.7	5:23.227
4	2	1:49.086	30.162	41.721	37.203	266.0	7:20.229	4	2	1:46.136	29.963	41.221	34.952	264.7	7:09.363
5	2	1:48.232	30.540	41.621	36.071	266.0	9:08.461	5	2	1:46.264	29.991	41.144	35.129	265.3	8:55.627
6	2	1:46.478	29.911	41.203	35.364	265.3	10:54.939	6	2	1:46.139	29.968	41.216	34.955	266.0	10:41.766
7	2	1:46.872	30.038	41.602	35.232	265.3	12:41.811	7	2	1:45.925	29.781	41.176	34.968	266.6	12:27.691
8	2	1:47.292	30.215	41.796	35.281	266.0	14:29.103	8	2	1:46.349	29.906	41.221	35.222	266.0	14:14.040
9	2	1:46.962	30.217	41.509	35.236	266.6	16:16.065	9	2	1:46.149	29.846	41.304	34.999	266.6	16:00.189
10	2	1:50.695	29.975	43.425	37.295	265.3	18:06.760	10	2	1:49.818	29.914	42.453	37.451	266.6	17:50.007
11	2	2:42.172	33.429	1:18.779	49.964	228.8	20:48.932	11	2	2:48.481	39.153	1:16.938	52.390	259.6	20:38.488
12	2	2:40.427	57.650	58.712	44.065	92.5	23:29.359	12	2	2:38.960	52.013	1:00.954	45.993	113.2	23:17.448
13	2	2:30.761	47.969	58.455	44.337	199.6	26:00.120	13	2	2:32.341	45.318	1:00.802	46.221	162.1	25:49.789
14	2	2:22.948	49.069	52.547	41.332	119.6	28:23.068	14	2	2:27.400	47.226	55.577	44.597	131.2	28:17.189
15	2	1:52.577 P	30.520	42.282	39.775	265.3	30:15.645	15	2	1:47.923	30.645	41.758	35.520	265.3	30:05.112
16	1	2:57.821	1:40.780	41.779	35.262	193.5	33:13.466	16	2	1:47.170	30.120	41.577	35.473	265.3	31:52.282
17	1	1:47.105	30.195	41.655	35.255	263.4	35:00.571	17	2	1:50.374 P	30.014	41.447	38.913	265.3	33:42.656
18	1	1:46.377	30.028	41.366	34.983	263.4	36:46.948	18	1	2:54.912	1:38.399	41.486	35.027	191.8	36:37.568
19	1	1:46.987	30.093	41.740	35.154	264.0	38:33.935	19	1	1:46.448	30.038	41.450	34.960	264.7	38:24.016
20	1	1:46.609	30.103	41.427	35.079	263.4	40:20.544	20	1	1:46.395	29.781	41.538	35.076	267.3	40:10.411
21	1	1:47.244	30.223	41.648	35.373	264.7	42:07.788	21	1	1:46.191	29.681	41.448	35.062	267.3	41:56.602
22	1	1:46.956	30.029	41.471	35.456	264.0	43:54.744	22	1	1:46.946	29.877	41.700	35.369	267.3	43:43.548
23	1	1:48.544	30.182	42.017	36.345	266.0	45:43.288	23	1	1:48.518	30.042	42.768	35.708	267.3	45:32.066
24	1	1:48.140	30.150	41.702	36.288	265.3	47:31.428	24	1	1:46.229	29.816	41.350	35.063	265.3	47:18.295
25	1	1:57.233	30.074	41.661	45.498	264.7	49:28.661	25	1	1:46.363	29.901	41.421	35.041	265.3	49:04.658
26	1	1:50.569	31.288	42.659	36.622	267.9	51:19.230	26	1	1:46.588	29.861	41.278	35.449	266.0	50:51.246
27	1	1:47.894	30.194	41.973	35.727	266.0	53:07.124	27	1	1:46.681	29.963	41.501	35.217	265.3	52:37.927
28	1	1:48.143	30.398	41.865	35.880	267.3	54:55.267	28	1	1:46.408	29.683	41.510	35.215	265.3	54:24.335
29	1	1:47.914	30.231	41.746	35.937	266.0	56:43.181	29	1	1:46.579	29.895	41.557	35.127	265.3	56:10.914
30	1	1:47.768	30.634	41.697	35.437	267.9	58:30.949	30	1	1:46.344	29.848	41.475	35.021	266.0	57:57.258
31	1	1:50.365	30.134	42.949	37.282	265.3	1:00:21.314	31	1	1:52.103	29.790	41.585	40.728	266.6	59:49.361
32	1	2:25.660	31.416	1:04.731	49.513	264.0	1:02:46.974	32	1	2:49.704	50.693	1:08.246	50.765	210.5	1:02:39.065
33	1	2:50.844	50.652	1:13.253	46.939	156.2	1:05:37.818	33	1	2:50.697	51.384	1:09.790	49.523	136.8	1:05:29.762
34	1	2:18.212	41.159	58.182	38.871	203.7	1:07:56.030	34	1	2:21.172	42.043	57.173	41.956	206.5	1:07:50.934
35	1	1:49.713	31.009	42.524	36.180	265.3	1:09:45.743	35	1	1:48.073	30.576	41.743	35.754	261.5	1:09:39.007
36	1	1:50.034	30.408	42.287	37.339	266.0	1:11:35.777	36	1	1:47.092	30.114	41.731	35.247	264.7	1:11:26.099





**Circuit de Barcelona**  
**International GT Open**  
**Race - 1**  
**Lap Analysis**



16

1 Marcelo Hahn

Mercedes AMG GT3

17

1 Richard Gonda

BMW M6 GT3

PROAM

2 Allam Khodair

Drivex School

PRO

2 Mikkel Jensen

Senkyr Motorsport

Lap	D	Time	Sector 1	Sector 2	Sector 3	T. Spd	Elapsed	Lap	D	Time	Sector 1	Sector 2	Sector 3	T. Spd	Elapsed
1	2	1:51.905	33.867	42.533	35.505	249.4	1:51.905	1	1	1:53.937	34.369	42.749	36.819	255.9	1:53.937
2	2	1:47.285	30.299	41.519	35.467	262.7	3:39.190	2	1	1:47.291	30.256	41.473	35.562	264.7	3:41.228
3	2	1:47.192	30.386	41.564	35.242	261.5	5:26.382	3	1	1:46.835	30.023	41.351	35.461	265.3	5:28.063
4	2	1:46.701	30.075	41.473	35.153	262.7	7:13.083	4	1	1:46.810	29.985	41.275	35.550	266.0	7:14.873
5	2	1:46.722	30.025	41.491	35.206	262.7	8:59.805	5	1	1:48.389	30.024	41.866	36.499	265.3	9:03.262
6	2	1:46.703	29.926	41.548	35.229	264.0	10:46.508	6	1	1:47.968	30.086	41.651	36.231	267.9	10:51.230
7	2	1:46.825	30.022	41.580	35.223	263.4	12:33.333	7	1	1:46.923	30.049	41.498	35.376	265.3	12:38.153
8	2	1:46.817	30.035	41.398	35.384	263.4	14:20.150	8	1	1:46.915	29.883	41.397	35.635	267.3	14:25.068
9	2	1:46.697	29.996	41.486	35.215	262.7	16:06.847	9	1	1:48.297	30.048	41.409	36.840	265.3	16:13.365
10	2	1:52.618	29.916	44.744	37.958	263.4	17:59.465	10	1	1:49.007	30.126	42.210	36.671	267.3	18:02.372
11	2	2:42.723	34.532	1:16.261	51.930	220.4	20:42.188	11	1	2:42.811	34.447	1:17.675	50.689	202.2	20:45.183
12	2	2:39.923	54.764	58.855	46.304	129.8	23:22.111	12	1	2:39.926	56.759	58.545	44.622	120.0	23:25.109
13	2	2:31.315	46.056	59.764	45.495	137.0	25:53.426	13	1	2:31.942	47.033	59.645	45.264	178.8	25:57.051
14	2	2:25.548	47.295	54.992	43.261	136.0	28:18.974	14	1	2:24.130	46.659	54.870	42.601	156.2	28:21.181
15	2	1:48.490	30.772	42.062	35.656	262.1	30:07.464	15	1	1:48.115	30.496	41.799	35.820	266.0	30:09.296
16	2	1:47.465	30.306	41.720	35.439	265.3	31:54.929	16	1	1:47.848	30.033	41.970	35.845	267.9	31:57.144
17	2	1:47.032	30.251	41.551	35.230	264.7	33:41.961	17	1	1:47.646	30.045	41.871	35.730	270.6	33:44.790
18	2	1:46.494	30.066	41.282	35.146	265.3	35:28.455	18	1	1:46.881	29.818	41.530	35.533	267.9	35:31.671
19	2	1:46.987	29.966	41.858	35.163	264.7	37:15.442	19	1	1:47.034	29.817	41.573	35.644	267.9	37:18.705
20	2	1:46.450	29.982	41.405	35.063	265.3	39:01.892	20	1	1:50.334 P	29.885	41.607	38.842	266.6	39:09.039
21	2	1:51.238 P	29.954	41.615	39.669	263.4	40:53.130	21	2	3:06.099	1:49.392	41.381	35.326	193.8	42:15.138
22	1	2:58.539	1:39.842	42.337	36.360	190.8	43:51.669	22	2	1:48.437	30.067	41.619	36.751	267.9	44:03.575
23	1	1:48.640	30.439	42.186	36.015	262.1	45:40.309	23	2	1:47.569	30.738	41.413	35.418	268.6	45:51.144
24	1	1:49.422	30.549	42.812	36.061	263.4	47:29.731	24	2	1:47.310	30.028	41.672	35.610	267.9	47:38.454
25	1	1:50.521	30.589	42.294	37.638	261.5	49:20.252	25	2	1:50.382	32.025	41.676	36.681	266.6	49:28.836
26	1	1:50.679	31.002	42.939	36.738	262.7	51:10.931	26	2	1:47.977	30.544	41.838	35.595	271.3	51:16.813
27	1	1:49.369	30.850	42.492	36.027	262.7	53:00.300	27	2	1:46.912	29.978	41.478	35.456	264.0	53:03.725
28	1	1:49.251	30.507	42.128	36.616	262.7	54:49.551	28	2	1:47.092	30.009	41.386	35.697	266.6	54:50.817
29	1	1:48.325	30.343	42.062	35.920	261.5	56:37.876	29	2	1:47.936	29.902	42.046	35.988	267.9	56:38.753
30	1	1:48.713	30.410	41.863	36.440	262.7	58:26.589	30	2	1:48.139	30.178	41.560	36.401	268.6	58:26.892
31	1	1:58.850	30.331	42.641	45.878	262.7	1:00:25.439	31	2	1:51.566	30.265	43.718	37.583	272.0	1:00:18.458
32	1	2:17.866	30.577	57.770	49.519	262.1	1:02:43.305	32	2	2:25.405	30.522	1:05.463	49.420	261.5	1:02:43.863
33	1	2:50.464	50.802	1:12.036	47.626	136.3	1:05:33.769	33	2	2:50.329	50.535	1:13.368	46.426	125.2	1:05:34.192
34	1	2:20.775	41.407	59.902	39.466	206.1	1:07:54.544	34	2	2:19.116	41.739	57.651	39.726	204.9	1:07:53.308
35	1	1:49.542	30.743	42.522	36.277	264.7	1:09:44.086	35	2	1:49.002	30.599	42.217	36.186	266.6	1:09:42.310
36	1	1:50.725	30.781	42.515	37.429	263.4	1:11:34.811	36	2	1:48.049	30.178	41.751	36.120	267.9	1:11:30.359







**Circuit de Barcelona**  
**International GT Open**  
**Race - 1**  
**Lap Analysis**



19

1 Jiatong Liang

Lamborghini Huracan GT3

20

1 Valentin Pierburg

Mercedes AMG GT3

PROAM

2 Raffaele Giammaria

Imperiale Racing

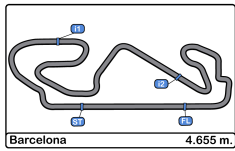
PROAM

2 Tom Onslow-Cole

SPS Automotive Performance

Lap	D	Time	Sector 1	Sector 2	Sector 3	T. Spd	Elapsed	Lap	D	Time	Sector 1	Sector 2	Sector 3	T. Spd	Elapsed
1	1	1:59.981	37.047	44.446	38.488	260.2	1:59.981	1	2	1:47.184	31.770	40.784	34.630	249.4	1:47.184
2	1	1:49.116	30.555	42.397	36.164	264.7	3:49.097	2	2	1:45.395	29.917	40.829	34.649	259.6	3:32.579
3	1	1:48.951	30.690	42.147	36.114	264.7	5:38.048	3	2	1:45.494	29.847	40.914	34.733	259.6	5:18.073
4	1	1:49.366	30.390	42.276	36.700	263.4	7:27.414	4	2	1:45.412	29.888	40.866	34.658	259.6	7:03.485
5	1	1:48.479	30.730	41.972	35.777	263.4	9:15.893	5	2	1:45.153	29.707	40.728	34.718	261.5	8:48.638
6	1	1:47.659	30.147	41.754	35.758	264.7	11:03.552	6	2	1:45.570	29.804	40.918	34.848	262.1	10:34.208
7	1	1:48.491	30.248	42.349	35.894	266.6	12:52.043	7	2	1:45.664	29.923	41.018	34.723	262.7	12:19.872
8	1	1:48.346	30.337	42.031	35.978	266.0	14:40.389	8	2	1:45.498	29.940	40.852	34.706	262.1	14:05.370
9	1	1:48.976	30.465	42.349	36.162	264.7	16:29.365	9	2	1:46.240	30.017	41.424	34.799	261.5	15:51.610
10	1	1:54.009	30.237	45.628	38.144	265.3	18:23.374	10	2	1:47.456	29.948	41.015	36.493	261.5	17:39.066
11	1	2:30.690	38.437	1:03.187	49.066	236.8	20:54.064	11	2	2:58.028	48.757	1:16.406	52.865	219.0	20:37.094
12	1	2:40.720	59.420	57.028	44.272	89.5	23:34.784	12	2	2:38.795	51.593	59.765	47.437	115.0	23:15.889
13	1	2:31.400	48.676	57.516	45.208	174.7	26:06.184	13	2	2:32.901	45.380	59.551	47.970	173.6	25:48.790
14	1	2:20.603	47.936	51.659	41.008	144.1	28:26.787	14	2	2:26.903	46.538	55.809	44.556	152.1	28:15.693
15	1	1:53.935 P	30.759	42.175	41.001	262.1	30:20.722	15	2	1:46.682	30.432	41.321	34.929	259.6	30:02.375
16	2	3:10.131	1:52.581	41.640	35.910	192.1	33:30.853	16	2	1:46.059	29.969	41.083	35.007	262.7	31:48.434
17	2	1:47.008	30.405	41.411	35.192	263.4	35:17.861	17	2	1:46.661	29.942	41.436	35.283	264.7	33:35.095
18	2	1:46.587	29.980	41.466	35.141	264.0	37:04.448	18	2	1:50.529 P	29.831	41.340	39.358	265.3	35:25.624
19	2	1:46.478	29.976	41.487	35.015	264.0	38:50.926	19	1	2:55.549	1:37.919	42.203	35.427	192.1	38:21.173
20	2	1:46.524	29.980	41.481	35.063	264.7	40:37.450	20	1	1:47.137	30.038	41.843	35.256	260.8	40:08.310
21	2	1:46.742	30.001	41.466	35.275	265.3	42:24.192	21	1	1:47.049	30.025	41.770	35.254	262.7	41:55.359
22	2	1:48.200	29.984	42.437	35.779	265.3	44:12.392	22	1	1:47.203	30.044	41.776	35.383	262.7	43:42.562
23	2	1:48.355	30.276	42.265	35.814	266.6	46:00.747	23	1	1:50.432	30.613	43.457	36.362	262.1	45:32.994
24	2	1:48.577	30.248	42.171	36.158	266.6	47:49.324	24	1	1:48.297	30.092	42.541	35.664	262.7	47:21.291
25	2	1:49.166	30.389	41.779	36.998	266.0	49:38.490	25	1	1:47.563	30.150	41.779	35.634	262.1	49:08.854
26	2	1:49.735	31.227	42.178	36.330	267.3	51:28.225	26	1	1:47.936	30.371	41.752	35.813	262.7	50:56.790
27	2	1:49.285	30.275	42.221	36.789	265.3	53:17.510	27	1	1:48.050	30.270	42.028	35.752	260.8	52:44.840
28	2	1:49.677	30.412	43.478	35.787	264.7	55:07.187	28	1	1:47.849	30.238	41.874	35.737	261.5	54:32.689
29	2	1:47.425	30.120	41.605	35.700	265.3	56:54.612	29	1	1:47.732	30.217	41.799	35.716	260.8	56:20.421
30	2	1:47.112	29.963	41.750	35.399	266.0	58:41.724	30	1	1:47.997	30.230	41.959	35.808	263.4	58:08.418
31	2	1:57.656	31.049	46.637	39.970	266.0	1:00:39.380	31	1	1:48.976	30.291	42.145	36.540	261.5	59:57.394
32	2	2:13.130	33.321	51.440	48.369	234.7	1:02:52.510	32	1	2:42.476	44.193	1:07.595	50.688	260.8	1:02:39.870
33	2	2:51.240	50.944	1:14.718	45.578	208.4	1:05:43.750	33	1	2:50.787	51.053	1:10.130	49.604	140.9	1:05:30.657
34	2	2:15.920	42.154	57.458	36.308	179.4	1:07:59.670	34	1	2:20.866	41.566	57.292	42.008	180.6	1:07:51.523
35	2	1:50.045	31.211	42.506	36.328	262.7	1:09:49.715	35	1	1:49.681	31.674	42.333	35.674	261.5	1:09:41.204
36	2	1:49.593	30.459	41.992	37.142	264.0	1:11:39.308	36	1	1:47.963	30.233	42.095	35.635	262.7	1:11:29.167





**Circuit de Barcelona**  
**International GT Open**  
**Race - 1**  
**Lap Analysis**



**25**

1 Riccardo Agostini

Lamborghini Huracan GT3

**27**

1 Fabrizio Crestani

Lamborghini Huracan GT3

PRO

2 Rik Breukers

Imperiale Racing

PROAM

2 Miguel Ramos

Daiko Lazarus Racing

Lap	D	Time	Sector 1	Sector 2	Sector 3	T. Spd	Elapsed	Lap	D	Time	Sector 1	Sector 2	Sector 3	T. Spd	Elapsed
1	2	1:50.295	33.315	41.820	35.160	253.5	1:50.295	1	1	1:48.387	32.236	41.250	34.901	254.1	1:48.387
2	2	1:46.938	30.199	41.447	35.292	265.3	3:37.233	2	1	1:46.331	30.060	41.338	34.933	264.0	3:34.718
3	2	1:46.778	30.108	41.620	35.050	266.0	5:24.011	3	1	1:46.441	30.069	41.348	35.024	263.4	5:21.159
4	2	1:46.339	29.959	41.265	35.115	265.3	7:10.350	4	1	1:46.123	30.017	41.128	34.978	264.0	7:07.282
5	2	1:46.265	30.046	41.190	35.029	264.7	8:56.615	5	1	1:46.478	30.010	41.387	35.081	264.0	8:53.760
6	2	1:46.075	29.859	41.149	35.067	266.0	10:42.690	6	1	1:46.064	29.874	41.296	34.894	264.7	10:39.824
7	2	1:46.060	30.013	41.087	34.960	266.0	12:28.750	7	1	1:46.572	29.995	41.638	34.939	264.7	12:26.396
8	2	1:46.229	29.923	41.413	34.893	266.0	14:14.979	8	1	1:46.306	30.013	41.314	34.979	265.3	14:12.702
9	2	1:45.966	29.934	41.075	34.957	265.3	16:00.945	9	1	1:46.373	30.007	41.314	35.052	264.7	15:59.075
10	2	1:50.111	29.950	42.509	37.652	266.6	17:51.056	10	1	1:50.055	30.018	42.817	37.220	265.3	17:49.130
11	2	2:48.181	39.146	1:16.714	52.321	263.4	20:39.237	11	1	2:48.516	39.360	1:16.522	52.634	250.5	20:37.646
12	2	2:39.027	52.171	1:00.917	45.939	140.2	23:18.264	12	1	2:38.766	51.992	59.694	47.080	125.1	23:16.412
13	2	2:32.211	45.438	1:00.626	46.147	152.1	25:50.475	13	1	2:32.809	45.850	59.914	47.045	159.2	25:49.221
14	2	2:26.960	47.152	55.651	44.157	127.2	28:17.435	14	1	2:27.111	47.078	55.644	44.389	131.7	28:16.332
15	2	1:48.367	31.146	41.859	35.362	265.3	30:05.802	15	1	1:50.874 P	30.391	41.646	38.837	263.4	30:07.206
16	2	1:46.887	30.187	41.408	35.292	267.3	31:52.689	16	2	3:02.059	1:44.634	41.762	35.663	187.5	33:09.265
17	2	1:46.773	30.166	41.505	35.102	267.3	33:39.462	17	2	1:47.038	30.039	41.635	35.364	264.0	34:56.303
18	2	1:49.489 P	29.804	41.103	38.582	266.0	35:28.951	18	2	1:46.840	30.103	41.433	35.304	264.7	36:43.143
19	1	2:54.048	1:37.226	41.623	35.199	193.5	38:22.999	19	2	1:46.897	30.037	41.595	35.265	265.3	38:30.040
20	1	1:46.197	29.829	41.395	34.973	264.7	40:09.196	20	2	1:48.546	30.356	42.473	35.717	264.7	40:18.586
21	1	1:46.612	29.902	41.523	35.187	266.0	41:55.808	21	2	1:47.438	30.328	41.910	35.200	266.6	42:06.024
22	1	1:47.150	30.085	41.809	35.256	266.6	43:42.958	22	2	1:47.783	30.061	41.959	35.763	267.3	43:53.807
23	1	1:47.652	30.220	41.644	35.788	266.6	45:30.610	23	2	1:49.929	30.193	42.644	37.092	266.0	45:43.736
24	1	1:46.301	29.888	41.417	34.996	263.4	47:16.911	24	2	1:48.877	30.303	42.312	36.262	264.7	47:32.613
25	1	1:46.201	29.799	41.380	35.022	263.4	49:03.112	25	2	1:48.861	30.395	41.872	36.594	266.6	49:21.474
26	1	1:46.424	29.940	41.332	35.152	263.4	50:49.536	26	2	1:50.076	30.427	42.453	37.196	265.3	51:11.550
27	1	1:46.259	29.895	41.360	35.004	264.0	52:35.795	27	2	1:49.034	30.662	42.231	36.141	266.0	53:00.584
28	1	1:46.212	29.880	41.371	34.961	264.0	54:22.007	28	2	1:49.428	30.435	42.164	36.829	265.3	54:50.012
29	1	1:46.218	29.821	41.206	35.191	263.4	56:08.225	29	2	1:50.514	30.349	42.151	38.014	266.0	56:40.526
30	1	1:46.341	29.846	41.247	35.248	264.7	57:54.566	30	2	1:47.559	30.025	41.913	35.621	267.9	58:28.085
31	1	1:50.394	29.956	41.371	39.067	265.3	59:44.960	31	2	1:52.132	30.296	44.309	37.527	267.9	1:00:20.217
32	1	2:53.634	53.783	1:08.260	51.591	155.8	1:02:38.594	32	2	2:25.524	30.884	1:04.991	49.649	264.0	1:02:45.741
33	1	2:50.413	50.898	1:09.944	49.571	134.4	1:05:29.007	33	2	2:50.841	50.527	1:13.438	46.876	131.7	1:05:36.582
34	1	2:21.261	41.974	57.550	41.737	198.5	1:07:50.268	34	2	2:18.752	41.125	57.867	39.760	207.2	1:07:55.334
35	1	1:47.351	30.374	41.645	35.332	260.8	1:09:37.619	35	2	1:49.466	30.501	43.040	35.925	265.3	1:09:44.800
36	1	1:46.951	30.138	41.660	35.153	262.7	1:11:24.570	36	2	1:50.326	30.524	42.406	37.396	267.9	1:11:35.126





**Circuit de Barcelona**  
**International GT Open**  
**Race - 1**  
**Lap Analysis**



**28**

1 Toby Sowery  
 PROAM  
 2 Giuseppe Cipriani

Lamborghini Huracan GT3  
 Daiko Lazarus Racing

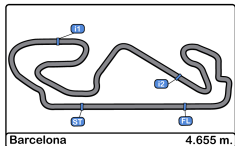
**33**

1 Christian Hook  
 PROAM  
 2 Dominik Schwager

Ferrari 488 GT3  
 Rinaldi Racing

Lap	D	Time	Sector 1	Sector 2	Sector 3	T. Spd	Elapsed	Lap	D	Time	Sector 1	Sector 2	Sector 3	T. Spd	Elapsed
1	1	1:54.699	35.144	43.053	36.502	258.3	1:54.699	1	2	1:55.560	35.315	43.492	36.753	248.8	1:55.560
2	1	1:47.466	30.400	41.724	35.342	269.3	3:42.165	2	2	1:47.987	30.626	41.909	35.452	265.3	3:43.547
3	1	1:47.260	30.185	41.801	35.274	266.0	5:29.425	3	2	1:47.219	30.347	41.592	35.280	264.0	5:30.766
4	1	1:48.659	30.297	42.759	35.603	266.6	7:18.084	4	2	1:47.843	30.232	41.759	35.852	266.0	7:18.609
5	1	1:46.693	30.068	41.557	35.068	267.3	9:04.777	5	2	1:46.778	30.054	41.535	35.189	264.0	9:05.387
6	1	1:47.433	30.120	41.669	35.644	267.9	10:52.210	6	2	1:47.022	30.020	41.624	35.378	267.9	10:52.409
7	1	1:46.993	30.175	41.614	35.204	267.9	12:39.203	7	2	1:47.367	30.402	41.669	35.296	268.6	12:39.776
8	1	1:46.958	29.985	41.627	35.346	267.9	14:26.161	8	2	1:47.325	30.163	41.999	35.163	266.6	14:27.101
9	1	1:47.537	29.973	41.578	35.986	267.9	16:13.698	9	2	1:47.192	30.208	41.680	35.304	264.0	16:14.293
10	1	1:50.108	30.270	42.935	36.903	267.9	18:03.806	10	2	1:50.373	30.261	43.487	36.625	264.7	18:04.666
11	1	2:42.047	33.795	1:17.789	50.463	205.7	20:45.853	11	2	2:42.256	33.627	1:17.926	50.703	197.8	20:46.922
12	1	2:40.110	56.681	58.771	44.658	112.8	23:25.963	12	2	2:39.853	56.500	59.428	43.925	111.3	23:26.775
13	1	2:31.538	47.376	59.178	44.984	150.0	25:57.501	13	2	2:31.510	47.616	58.952	44.942	159.0	25:58.285
14	1	2:24.022	47.391	54.458	42.173	150.2	28:21.523	14	2	2:23.720	47.609	54.278	41.833	138.8	28:22.005
15	1	1:48.282	30.731	41.955	35.596	266.6	30:09.805	15	2	1:48.594	30.825	41.994	35.775	264.0	30:10.599
16	1	1:47.866	30.346	41.752	35.768	268.6	31:57.671	16	2	1:47.569	30.255	41.647	35.667	264.7	31:58.168
17	1	1:47.667	30.315	41.844	35.508	270.0	33:45.338	17	2	1:48.781	30.833	42.055	35.893	266.0	33:46.949
18	1	1:46.943	30.167	41.558	35.218	269.3	35:32.281	18	2	1:46.919	30.086	41.597	35.236	264.7	35:33.868
19	1	1:46.975	29.991	41.691	35.293	269.3	37:19.256	19	2	1:46.700	29.968	41.460	35.272	264.7	37:20.568
20	1	1:50.588 P	30.153	41.755	38.680	268.6	39:09.844	20	2	1:46.821	30.084	41.482	35.255	266.6	39:07.389
21	2	3:03.112	1:43.176	43.900	36.036	173.0	42:12.956	21	2	1:51.520 P	29.972	41.880	39.668	264.7	40:58.909
22	2	1:50.444	30.505	42.934	37.005	264.7	44:03.400	22	1	3:00.335	1:41.196	42.612	36.527	192.5	43:59.244
23	2	1:50.767	31.420	43.278	36.069	270.0	45:54.167	23	1	1:48.864	30.384	42.395	36.085	262.1	45:48.108
24	2	1:49.949	30.641	42.834	36.474	266.0	47:44.116	24	1	1:51.406	31.294	43.246	36.866	234.2	47:39.514
25	2	1:52.772	31.199	44.135	37.438	269.3	49:36.888	25	1	1:50.735	31.572	42.667	36.496	262.7	49:30.249
26	2	1:49.199	30.644	42.501	36.054	265.3	51:26.087	26	1	1:50.339	30.695	43.228	36.416	264.0	51:20.588
27	2	1:50.365	30.552	42.599	37.214	264.7	53:16.452	27	1	1:49.539	30.649	42.927	35.963	264.7	53:10.127
28	2	1:51.709	31.087	43.742	36.880	265.3	55:08.161	28	1	1:49.119	30.558	42.599	35.962	262.7	54:59.246
29	2	1:49.712	30.577	42.425	36.710	264.7	56:57.873	29	1	1:48.752	30.343	42.678	35.731	261.5	56:47.998
30	2	3:51.726	30.686	42.642	2:38.398	265.3	1:00:49.599	30	1	1:48.845	30.392	42.399	36.054	264.7	58:36.843
31	2	2:06.933	31.784	47.374	47.775	259.6	1:02:56.532	31	1	1:49.927	30.284	42.773	36.870	264.0	1:00:26.770
32	2	2:51.742	53.022	1:14.448	44.272	191.8	1:05:48.274	32	1	2:21.274	31.299	1:01.894	48.081	238.9	1:02:48.044
33	2	2:17.405	43.736	55.673	37.996	196.7	1:08:05.679	33	1	2:51.013	51.286	1:13.093	46.634	158.1	1:05:39.057
34	2	1:51.205	31.565	43.264	36.376	258.9	1:09:56.884	34	1	2:18.368	41.127	59.239	38.002	208.0	1:07:57.425
35	2	1:49.902	30.743	42.533	36.626	266.6	1:11:46.786	35	1	1:50.191	31.085	42.829	36.277	263.4	1:09:47.616
								36	1	1:51.264	30.600	43.221	37.443	264.7	1:11:38.880





**Circuit de Barcelona**  
**International GT Open**  
**Race - 1**  
**Lap Analysis**



**36**

1 Christian Hahn

Mercedes AMG GT3 **47**

1 Fran Rueda

BMW M6 GT3

PROAM

2 Lucas Auer

Drivex School

PRO

2 Andrés Saravia

RACE / BMW Team Teo Martín

Lap	D	Time	Sector 1	Sector 2	Sector 3	T. Spd	Elapsed	Lap	D	Time	Sector 1	Sector 2	Sector 3	T. Spd	Elapsed
1	1	1:57.651	35.947	44.134	37.570	256.5	1:57.651	1	2	1:56.392	35.130	44.667	36.595	252.3	1:56.392
2	1	1:48.386	30.379	42.159	35.848	266.0	3:46.037	2	2	1:48.131	30.392	41.986	35.753	267.3	3:44.523
3	1	1:47.903	30.490	41.785	35.628	264.7	5:33.940	3	2	1:47.324	30.154	41.635	35.535	267.3	5:31.847
4	1	1:47.934	30.282	41.815	35.837	265.3	7:21.874	4	2	1:48.656	29.974	41.675	37.007	270.0	7:20.503
5	1	1:48.486	30.322	41.930	36.234	266.0	9:10.360	5	2	1:48.444	30.528	42.069	35.847	269.3	9:08.947
6	1	1:47.977	30.394	41.831	35.752	266.6	10:58.337	6	2	1:46.948	29.845	41.630	35.473	270.6	10:55.895
7	1	1:47.928	30.265	41.788	35.875	264.7	12:46.265	7	2	1:47.238	29.995	41.697	35.546	268.6	12:43.133
8	1	1:47.576	30.260	41.586	35.730	264.7	14:33.841	8	2	1:47.009	29.955	41.658	35.396	269.3	14:30.142
9	1	1:47.783	30.143	41.987	35.653	264.0	16:21.624	9	2	1:47.043	30.027	41.525	35.491	270.0	16:17.185
10	1	1:52.891	30.125	44.434	38.332	266.0	18:14.515	10	2	1:51.672	29.904	43.446	38.322	269.3	18:08.857
11	1	2:36.897	36.275	1:11.123	49.499	210.9	20:51.412	11	2	2:41.158	32.636	1:18.846	49.676	221.3	20:50.015
12	1	2:40.275	58.079	58.287	43.909	78.8	23:31.687	12	2	2:40.436	57.930	58.499	44.007	86.1	23:30.451
13	1	2:31.447	48.599	58.384	44.464	183.3	26:03.134	13	2	2:30.986	47.857	58.366	44.763	193.5	26:01.437
14	1	2:25.443 P	48.338	52.423	44.682	130.7	28:28.577	14	2	2:26.331 P	48.601	52.648	45.082	142.1	28:27.768
15	2	3:06.657	1:49.365	41.771	35.521	194.9	31:35.234	15	1	3:20.298	2:03.424	41.692	35.182	194.2	31:48.066
16	2	1:47.395	30.540	41.776	35.079	266.0	33:22.629	16	1	1:46.557	30.098	41.287	35.172	266.6	33:34.623
17	2	1:47.962	30.020	41.935	36.007	267.9	35:10.591	17	1	1:46.255	29.797	41.319	35.139	267.9	35:20.878
18	2	1:47.971	30.215	42.023	35.733	267.3	36:58.562	18	1	1:46.035	29.858	41.128	35.049	267.3	37:06.913
19	2	1:48.252	30.186	42.602	35.464	267.3	38:46.814	19	1	1:46.211	29.831	41.278	35.102	267.9	38:53.124
20	2	1:47.274	30.153	41.658	35.463	267.3	40:34.088	20	1	1:46.136	29.793	41.336	35.007	267.9	40:39.260
21	2	1:47.874	30.197	41.838	35.839	267.9	42:21.962	21	1	1:46.172	29.666	41.290	35.216	268.6	42:25.432
22	2	1:48.886	30.388	43.111	35.387	266.6	44:10.848	22	1	1:47.555	29.744	41.773	36.038	268.6	44:12.987
23	2	1:47.472	30.329	41.530	35.613	267.3	45:58.320	23	1	1:48.106	30.026	42.263	35.817	269.3	46:01.093
24	2	1:48.203	30.309	41.626	36.268	266.6	47:46.523	24	1	1:48.521	30.189	42.076	36.256	271.3	47:49.614
25	2	1:47.806	30.062	42.300	35.444	265.3	49:34.329	25	1	1:49.126	30.279	41.950	36.897	270.0	49:38.740
26	2	1:46.976	30.058	41.550	35.368	266.6	51:21.305	26	1	1:48.769	30.615	42.040	36.114	268.6	51:27.509
27	2	1:47.233	30.082	41.700	35.451	269.3	53:08.538	27	1	1:49.069	30.024	42.091	36.954	267.9	53:16.578
28	2	1:47.722	30.217	41.845	35.660	267.9	54:56.260	28	1	1:47.077	30.174	41.514	35.389	271.3	55:03.655
29	2	1:47.718	30.181	41.698	35.839	267.3	56:43.978	29	1	1:47.459	29.915	41.662	35.882	270.0	56:51.114
30	2	1:47.426	30.258	41.782	35.386	269.3	58:31.404	30	1	1:46.464	29.736	41.414	35.314	268.6	58:37.578
31	2	1:50.606	30.183	43.563	36.860	270.0	1:00:22.010	31	1	1:51.984	30.755	44.187	37.042	270.0	1:00:29.562
32	2	2:25.541	31.584	1:04.967	48.990	263.4	1:02:47.551	32	1	2:19.394	31.110	1:00.046	48.238	262.7	1:02:48.956
33	2	2:50.773	50.950	1:13.083	46.740	130.1	1:05:38.324	33	1	2:51.398	51.033	1:13.305	47.060	152.5	1:05:40.354
34	2	2:21.008	41.363	58.200	41.445	196.3	1:07:59.332	34	1	2:17.338	41.496	58.814	37.028	200.7	1:07:57.692
								35	1	1:48.333	30.233	42.107	35.993	268.6	1:09:46.025
								36	1	1:50.165	30.429	42.355	37.381	269.3	1:11:36.190





**Circuit de Barcelona**  
**International GT Open**  
**Race - 1**  
**Lap Analysis**



**51**

1 Alessandro Pier Guidi

Ferrari 488 GT3

**52**

1 Marco Cioci

Ferrari 488 GT3

PRO 2 Mikkel Mac Luzich Racing PRO 2 Matt Griffin Luzich Racing

Lap	D	Time	Sector 1	Sector 2	Sector 3	T. Spd	Elapsed	Lap	D	Time	Sector 1	Sector 2	Sector 3	T. Spd	Elapsed
1	2	1:50.711	33.715	41.807	35.189	254.1	1:50.711	1	1	1:55.221	35.604	43.348	36.269	252.3	1:55.221
2	2	1:46.873	30.130	41.516	35.227	264.7	3:37.584	2	1	1:47.925	30.451	42.015	35.459	263.4	3:43.146
3	2	1:46.868	30.096	41.678	35.094	264.7	5:24.452	3	1	1:47.203	30.099	41.780	35.324	264.7	5:30.349
4	2	1:46.300	30.038	41.206	35.056	265.3	7:10.752	4	1	1:49.711	30.059	41.987	37.665	263.4	7:20.060
5	2	1:46.386	30.026	41.428	34.932	266.0	8:57.138	5	1	1:46.992	30.353	41.633	35.006	264.0	9:07.052
6	2	1:46.360	29.963	41.190	35.207	266.6	10:43.498	6	1	1:46.998	30.256	41.571	35.171	264.7	10:54.050
7	2	1:46.554	30.212	41.435	34.907	266.0	12:30.052	7	1	1:46.901	30.151	41.623	35.127	264.0	12:40.951
8	2	1:46.853	29.944	41.724	35.185	266.0	14:16.905	8	1	1:47.033	30.164	41.593	35.276	264.0	14:27.984
9	2	1:46.979	29.986	41.740	35.253	264.7	16:03.884	9	1	1:46.936	30.075	41.635	35.226	264.7	16:14.920
10	2	1:49.825	30.106	42.489	37.230	264.7	17:53.709	10	1	1:50.580	30.159	43.637	36.784	264.7	18:05.500
11	2	2:46.074	37.554	1:16.393	52.127	261.5	20:39.783	11	1	2:42.027	33.583	1:17.984	50.460	201.8	20:47.527
12	2	2:39.182	52.444	1:00.856	45.882	141.3	23:18.965	12	1	2:40.056	56.826	59.393	43.837	112.8	23:27.583
13	2	2:32.426	45.648	1:00.528	46.250	154.9	25:51.391	13	1	2:31.318	47.812	59.179	44.327	177.3	25:58.901
14	2	2:26.515	47.102	55.428	43.985	139.8	28:17.906	14	1	2:23.754	48.229	53.849	41.676	164.3	28:22.655
15	2	1:52.550 P	30.821	42.193	39.536	264.7	30:10.456	15	1	1:48.288	30.603	42.112	35.573	261.5	30:10.943
16	1	3:11.589	1:55.033	41.317	35.239	192.5	33:22.045	16	1	1:47.805	30.281	41.952	35.572	266.0	31:58.748
17	1	1:47.030	29.950	41.690	35.390	266.0	35:09.075	17	1	1:54.914 P	30.952	42.948	41.014	264.7	33:53.662
18	1	1:45.661	29.819	41.083	34.759	264.7	36:54.736	18	2	2:56.101	1:39.218	41.707	35.176	192.1	36:49.763
19	1	1:45.724	29.754	41.080	34.890	266.0	38:40.460	19	2	1:47.044	30.158	41.448	35.438	262.7	38:36.807
20	1	1:46.131	29.778	41.349	35.004	266.0	40:26.591	20	2	1:46.685	30.178	41.437	35.070	263.4	40:23.492
21	1	1:46.809	30.017	41.455	35.337	266.0	42:13.400	21	2	1:49.634	31.851	41.848	35.935	264.0	42:13.126
22	1	1:48.235	30.223	42.705	35.307	267.3	44:01.635	22	2	1:50.771	30.985	42.522	37.264	251.1	44:03.897
23	1	1:46.752	29.715	41.378	35.659	266.6	45:48.387	23	2	1:48.250	30.852	41.970	35.428	262.7	45:52.147
24	1	1:47.478	29.961	41.363	36.154	266.0	47:35.865	24	2	1:47.667	30.124	41.711	35.832	264.7	47:39.814
25	1	1:47.192	29.979	41.286	35.927	263.4	49:23.057	25	2	1:49.373	30.865	42.038	36.470	263.4	49:29.187
26	1	1:48.021	29.925	41.787	36.309	265.3	51:11.078	26	2	1:48.457	30.733	41.859	35.865	262.7	51:17.644
27	1	1:46.270	29.798	41.379	35.093	270.0	52:57.348	27	2	1:47.254	30.117	41.796	35.341	264.7	53:04.898
28	1	1:46.475	29.832	41.497	35.146	265.3	54:43.823	28	2	1:46.913	29.912	41.636	35.365	264.7	54:51.811
29	1	1:47.081	29.948	41.779	35.354	266.0	56:30.904	29	2	1:47.969	30.081	41.884	36.004	264.0	56:39.780
30	1	1:46.967	30.121	41.561	35.285	267.3	58:17.871	30	2	1:47.506	30.159	41.751	35.596	264.0	58:27.286
31	1	1:47.806	29.869	41.757	36.180	265.3	1:00:05.677	31	2	1:51.742	30.374	43.593	37.775	264.0	1:00:19.028
32	1	2:35.500	37.753	1:09.192	48.555	254.1	1:02:41.177	32	2	2:25.368	30.643	1:05.336	49.389	262.1	1:02:44.396
33	1	2:51.210	51.397	1:11.788	48.025	137.4	1:05:32.387	33	2	2:50.332	50.459	1:13.749	46.124	105.0	1:05:34.728
34	1	2:20.111	41.184	57.649	41.278	207.2	1:07:52.498	34	2	2:19.168	41.893	57.529	39.746	193.2	1:07:53.896
35	1	1:49.186	30.865	42.632	35.689	263.4	1:09:41.684	35	2	1:48.904	30.684	42.217	36.003	263.4	1:09:42.800
36	1	1:49.308	30.040	42.305	36.963	264.7	1:11:30.992	36	2	1:48.671	30.217	41.767	36.687	263.4	1:11:31.471







**Circuit de Barcelona**  
**International GT Open**  
**Race - 1**  
**Lap Analysis**



**63**

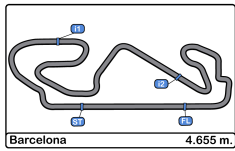
1 Giovanni Venturini  
 Lamborghini Huracan GT3  
 PRO  
 2 Jeroen Mul  
 Imperiale Racing

**66**

1 Giulio Borlenghi  
 Lamborghini Huracan GT3  
 AM  
 2 Andrzej Lewandowski  
 Vincenzo Sospiri Racing

Lap	D	Time	Sector 1	Sector 2	Sector 3	T. Spd	Elapsed	Lap	D	Time	Sector 1	Sector 2	Sector 3	T. Spd	Elapsed
1	2	1:54.909	34.523	43.995	36.391	252.9	1:54.909	1	2	2:02.157	39.178	44.838	38.141	248.2	2:02.157
2	2	1:47.734	30.489	42.050	35.195	266.6	3:42.643	2	2	1:51.135	31.436	43.266	36.433	265.3	3:53.292
3	2	1:47.199	30.076	41.773	35.350	266.6	5:29.842	3	2	1:49.964	30.738	43.105	36.121	266.6	5:43.256
4	2	1:47.734	29.921	42.622	35.191	267.3	7:17.576	4	2	1:48.756	30.741	42.125	35.890	262.7	7:32.012
5	2	1:46.079	29.676	41.156	35.247	265.3	9:03.655	5	2	1:47.927	30.182	42.177	35.568	265.3	9:19.939
6	2	1:48.160	30.021	41.729	36.410	267.9	10:51.815	6	2	1:49.312	30.661	42.367	36.284	268.6	11:09.251
7	2	1:46.710	29.968	41.486	35.256	266.0	12:38.525	7	2	1:49.490	30.792	42.380	36.318	269.3	12:58.741
8	2	1:47.026	30.028	41.414	35.584	267.3	14:25.551	8	2	1:48.882	30.505	42.462	35.915	268.6	14:47.623
9	2	1:47.158	29.799	41.662	35.697	266.6	16:12.709	9	2	1:48.889	30.308	42.466	36.115	268.6	16:36.512
10	2	1:48.315	29.746	42.005	36.564	265.3	18:01.024	10	2	1:52.256	30.607	44.861	36.788	267.3	18:28.768
11	2	2:43.340	34.965	1:17.536	50.839	183.9	20:44.364	11	2	2:29.173	38.434	1:02.059	48.680	251.7	20:57.941
12	2	2:39.932	56.606	59.020	44.306	121.4	23:24.296	12	2	2:41.869	1:00.146	57.417	44.306	140.6	23:39.810
13	2	2:32.094	47.158	59.727	45.209	165.1	25:56.390	13	2	2:30.515	48.955	57.777	43.783	145.7	26:10.325
14	2	2:28.418 P	46.676	54.890	46.852	156.9	28:24.808	14	2	2:19.005	49.465	49.408	40.132	147.3	28:29.330
15	1	3:08.204	1:52.051	41.123	35.030	193.5	31:33.012	15	2	1:49.934	31.000	42.649	36.285	267.9	30:19.264
16	1	1:47.883	29.881	41.975	36.027	265.3	33:20.895	16	2	1:55.808 P	31.141	42.827	41.840	264.7	32:15.072
17	1	1:46.424	30.064	41.590	34.770	264.7	35:07.319	17	1	3:29.903	2:12.120	42.637	35.146	191.1	35:44.975
18	1	1:45.301	29.715	40.854	34.732	264.7	36:52.620	18	1	1:47.655	30.144	41.801	35.710	266.6	37:32.630
19	1	1:45.371	29.672	40.899	34.800	266.0	38:37.991	19	1	1:47.096	30.070	41.879	35.147	265.3	39:19.726
20	1	1:46.014	29.690	41.354	34.970	267.3	40:24.005	20	1	1:47.080	30.001	41.783	35.296	267.9	41:06.806
21	1	1:47.016	29.921	41.465	35.630	267.9	42:11.021	21	1	1:48.281	30.451	42.606	35.224	266.0	42:55.087
22	1	1:46.945	30.179	41.669	35.097	266.6	43:57.966	22	1	1:47.620	29.997	42.407	35.216	266.0	44:42.707
23	1	1:46.151	29.776	41.098	35.277	266.0	45:44.117	23	1	1:46.880	29.994	41.691	35.195	266.6	46:29.587
24	1	1:47.885	30.092	41.554	36.239	267.9	47:32.002	24	1	1:47.742	29.891	41.962	35.889	266.0	48:17.329
25	1	1:48.840	30.583	41.362	36.895	267.3	49:20.842	25	1	1:48.014	30.480	41.952	35.582	266.6	50:05.343
26	1	1:47.606	30.537	41.690	35.379	264.0	51:08.448	26	1	1:47.263	30.087	41.705	35.471	265.3	51:52.606
27	1	1:47.063	29.996	41.659	35.408	266.0	52:55.511	27	1	1:48.791	30.084	41.406	37.301	264.7	53:41.397
28	1	1:46.861	30.017	41.512	35.332	266.0	54:42.372	28	1	1:47.539	30.081	41.702	35.756	267.9	55:28.936
29	1	1:46.022	29.795	41.130	35.097	264.0	56:28.394	29	1	1:48.055	30.078	42.042	35.935	266.0	57:16.991
30	1	1:46.204	29.879	41.301	35.024	264.0	58:14.598	30	1	1:47.709	30.285	41.860	35.564	266.6	59:04.700
31	1	1:50.672	29.894	43.449	37.329	264.7	1:00:05.270	31	1	1:53.439	31.561	44.681	37.197	266.6	1:00:58.139
32	1	2:35.196	37.225	1:09.264	48.707	258.9	1:02:40.466	32	1	1:59.780	31.655	42.937	45.188	263.4	1:02:57.919
33	1	2:51.375	51.284	1:11.456	48.635	131.0	1:05:31.841	33	1	2:51.886	53.015	1:14.905	43.966	187.8	1:05:49.805
34	1	2:19.983	41.092	57.461	41.430	229.2	1:07:51.824	34	1	2:16.303	43.207	56.063	37.033	198.5	1:08:06.108
35	1	1:47.594	30.439	41.434	35.721	264.7	1:09:39.418	35	1	1:50.948	31.454	43.314	36.180	261.5	1:09:57.056
36	1	1:47.513	30.056	41.721	35.736	266.0	1:11:26.931	36	1	1:49.943	30.741	42.527	36.675	267.9	1:11:46.999





**Circuit de Barcelona**  
**International GT Open**  
**Race - 1**  
**Lap Analysis**



**71**

1 Alexander West

Ferrari 488 GT3

**72**

1 Mario Plachutta

Mercedes AMG GT3

PROAM

2 Michele Rugolo

Luzich Racing

PROAM

2 Thomas Jäger

Lechner Racing

Lap	D	Time	Sector 1	Sector 2	Sector 3	T. Spd	Elapsed	Lap	D	Time	Sector 1	Sector 2	Sector 3	T. Spd	Elapsed
1	1	1:59.135	36.799	44.245	38.091	258.9	1:59.135	1	1	2:01.335	38.055	45.102	38.178	258.3	2:01.335
2	1	1:49.339	30.766	42.318	36.255	262.7	3:48.474	2	1	1:51.525	31.502	43.692	36.331	263.4	3:52.860
3	1	1:48.709	30.355	42.281	36.073	262.7	5:37.183	3	1	1:50.443	30.729	42.325	37.389	265.3	5:43.303
4	1	1:48.960	30.619	41.989	36.352	262.1	7:26.143	4	1	1:49.512	31.186	42.346	35.980	246.0	7:32.815
5	1	1:48.681	30.366	42.282	36.033	262.7	9:14.824	5	1	1:49.327	30.747	42.625	35.955	266.0	9:22.142
6	1	1:48.109	30.229	42.057	35.823	263.4	11:02.933	6	1	1:48.426	30.389	42.253	35.784	265.3	11:10.568
7	1	1:48.726	30.535	42.231	35.960	263.4	12:51.659	7	1	1:48.772	30.442	42.159	36.171	266.0	12:59.340
8	1	1:48.505	30.427	41.941	36.137	263.4	14:40.164	8	1	1:49.127	30.485	42.627	36.015	266.0	14:48.467
9	1	1:48.489	30.427	41.966	36.096	262.7	16:28.653	9	1	1:48.900	30.501	42.427	35.972	265.3	16:37.367
10	1	1:54.174	30.540	45.409	38.225	262.1	18:22.827	10	1	1:54.447	30.785	45.870	37.792	266.0	18:31.814
11	1	2:30.774	38.270	1:03.224	49.280	260.8	20:53.601	11	1	2:26.631	35.963	1:02.507	48.161	262.7	20:58.445
12	1	2:40.223	58.229	58.082	43.912	88.0	23:33.824	12	1	2:42.018	1:00.433	57.814	43.771	156.7	23:40.463
13	1	2:31.152	48.881	57.439	44.832	183.6	26:04.976	13	1	2:30.231	48.766	57.859	43.606	138.8	26:10.694
14	1	2:25.472 P	48.113	52.237	45.122	131.3	28:30.448	14	1	2:20.104	49.802	48.959	41.343	155.8	28:30.798
15	2	3:38.938	2:21.036	42.137	35.765	191.8	32:09.386	15	1	1:59.883 P	32.621	44.505	42.757	260.2	30:30.681
16	2	1:49.476	30.242	42.730	36.504	263.4	33:58.862	16	2	2:56.832	1:40.201	41.545	35.086	193.8	33:27.513
17	2	1:49.323	30.721	42.380	36.222	265.3	35:48.185	17	2	1:45.774	29.783	41.158	34.833	264.0	35:13.287
18	2	1:46.866	30.181	41.764	34.921	264.0	37:35.051	18	2	1:45.734	29.750	41.138	34.846	266.0	36:59.021
19	2	1:46.463	29.985	41.490	34.988	263.4	39:21.514	19	2	1:46.979	30.133	41.716	35.130	269.3	38:46.000
20	2	1:46.300	29.996	41.402	34.902	263.4	41:07.814	20	2	1:47.321	30.076	41.916	35.329	267.3	40:33.321
21	2	1:46.448	29.853	41.635	34.960	264.7	42:54.262	21	2	1:46.637	30.078	41.679	34.880	267.9	42:19.958
22	2	1:46.630	30.015	41.573	35.042	263.4	44:40.892	22	2	1:47.380	30.013	41.756	35.611	267.9	44:07.338
23	2	1:46.507	30.130	41.255	35.122	263.4	46:27.399	23	2	1:48.034	30.220	41.943	35.871	267.9	45:55.372
24	2	1:46.934	30.042	41.849	35.043	264.0	48:14.333	24	2	1:48.913	30.058	42.608	36.247	267.3	47:44.285
25	2	1:46.447	30.046	41.248	35.153	263.4	50:00.780	25	2	1:47.258	30.161	41.805	35.292	267.9	49:31.543
26	2	1:47.636	30.047	41.699	35.890	262.7	51:48.416	26	2	1:47.982	29.834	41.984	36.164	267.9	51:19.525
27	2	1:48.045	30.140	42.446	35.459	264.0	53:36.461	27	2	1:47.807	30.107	42.044	35.656	271.3	53:07.332
28	2	1:47.024	30.368	41.503	35.153	263.4	55:23.485	28	2	1:48.259	30.465	41.976	35.818	270.6	54:55.591
29	2	1:46.669	29.961	41.515	35.193	263.4	57:10.154	29	2	1:47.791	30.294	41.642	35.855	270.0	56:43.382
30	2	1:46.811	30.132	41.374	35.305	264.0	58:56.965	30	2	1:46.215	29.764	41.223	35.228	270.0	58:29.597
31	2	1:54.184	31.157	46.448	36.579	264.0	1:00:51.149	31	2	1:51.138	29.971	43.860	37.307	267.9	1:00:20.735
32	2	2:06.363	30.930	47.568	47.865	264.0	1:02:57.512	32	2	2:25.782	31.486	1:04.758	49.538	254.1	1:02:46.517
33	2	2:51.692	52.983	1:14.467	44.242	190.1	1:05:49.204	33	2	2:50.637	50.654	1:13.147	46.836	132.1	1:05:37.154
34	2	2:16.519	43.263	55.758	37.498	173.0	1:08:05.723	34	2	2:18.467	41.095	58.061	39.311	201.8	1:07:55.621
35	2	1:47.797	30.676	41.658	35.463	260.8	1:09:53.520	35	2	1:49.512	30.694	42.972	35.846	259.6	1:09:45.133
36	2	1:47.775	30.133	41.483	36.159	264.7	1:11:41.295	36	2	1:50.376	30.632	42.382	37.362	260.8	1:11:35.509





**Circuit de Barcelona**  
**International GT Open**  
**Race - 1**  
**Lap Analysis**



**77**

1 Marcin Jedlinski

Audi R8 LMS

**84**

1 Russell Ward

Mercedes AMG GT3

PROAM

2 Mateusz Lisowski

Olimp Racing

PRO

2 Indy Dontje

Winward Racing / HTP Motorsport

Lap	D	Time	Sector 1	Sector 2	Sector 3	T. Spd	Elapsed	Lap	D	Time	Sector 1	Sector 2	Sector 3	T. Spd	Elapsed
1	2	1:51.231	33.733	42.349	35.149	254.1	1:51.231	1	2	1:56.760	35.623	44.233	36.904	258.9	1:56.760
2	2	1:46.739	30.135	41.461	35.143	265.3	3:37.970	2	2	1:48.320	30.446	41.970	35.904	262.1	3:45.080
3	2	1:46.866	30.102	41.598	35.166	266.0	5:24.836	3	2	1:47.223	30.314	41.570	35.339	261.5	5:32.303
4	2	1:46.438	29.931	41.473	35.034	266.6	7:11.274	4	2	1:48.533	30.151	41.615	36.767	263.4	7:20.836
5	2	1:46.538	29.938	41.461	35.139	266.0	8:57.812	5	2	1:48.583	30.548	41.974	36.061	266.0	9:09.419
6	2	1:46.529	30.172	41.503	34.854	265.3	10:44.341	6	2	1:46.952	30.018	41.543	35.391	263.4	10:56.371
7	2	1:46.269	29.908	41.428	34.933	266.0	12:30.610	7	2	1:47.432	30.423	41.637	35.372	264.7	12:43.803
8	2	1:46.859	29.894	41.810	35.155	266.6	14:17.469	8	2	1:46.822	29.943	41.550	35.329	263.4	14:30.625
9	2	1:46.804	29.876	41.771	35.157	266.0	16:04.273	9	2	1:47.018	30.031	41.668	35.319	264.7	16:17.643
10	2	1:49.964	30.047	42.896	37.021	266.6	17:54.237	10	2	1:51.863	29.990	43.796	38.077	264.0	18:09.506
11	2	2:46.373	37.713	1:16.587	52.073	257.7	20:40.610	11	2	2:41.270	33.291	1:18.236	49.743	204.9	20:50.776
12	2	2:39.408	52.919	1:00.468	46.021	133.8	23:20.018	12	2	2:40.226	58.030	58.180	44.016	86.2	23:31.002
13	2	2:32.133	46.016	59.947	46.170	164.8	25:52.151	13	2	2:31.371	48.135	58.411	44.825	180.6	26:02.373
14	2	2:26.566	46.845	55.708	44.013	148.3	28:18.717	14	2	2:21.995	48.366	52.587	41.042	132.5	28:24.368
15	2	1:48.373	30.645	41.911	35.817	261.5	30:07.090	15	2	1:47.858	30.706	41.651	35.501	261.5	30:12.226
16	2	1:46.779	30.157	41.599	35.023	264.7	31:53.869	16	2	1:47.029	30.146	41.479	35.404	263.4	31:59.255
17	2	1:46.538	29.990	41.377	35.171	265.3	33:40.407	17	2	1:48.610	30.577	42.225	35.808	265.3	33:47.865
18	2	1:46.119	29.879	41.208	35.032	266.0	35:26.526	18	2	1:47.038	30.131	41.524	35.383	264.0	35:34.903
19	2	1:45.868	29.938	41.251	34.679	264.7	37:12.394	19	2	1:46.671	30.023	41.437	35.211	265.3	37:21.574
20	2	1:50.215 P	29.888	41.456	38.871	265.3	39:02.609	20	2	1:46.749	29.952	41.396	35.401	265.3	39:08.323
21	1	3:08.137	1:50.543	41.906	35.688	191.8	42:10.746	21	2	1:51.417 P	30.073	41.567	39.777	264.0	40:59.740
22	1	1:49.051	30.322	42.926	35.803	264.0	43:59.797	22	1	3:11.993	1:53.527	42.749	35.717	190.8	44:11.733
23	1	1:49.392	30.484	42.549	36.359	266.6	45:49.189	23	1	1:48.573	30.364	42.390	35.819	264.0	46:00.306
24	1	1:48.590	30.740	42.282	35.568	262.7	47:37.779	24	1	1:48.394	30.263	42.156	35.975	263.4	47:48.700
25	1	1:50.484	31.634	41.951	36.899	264.7	49:28.263	25	1	1:49.548	30.488	41.924	37.136	263.4	49:38.248
26	1	1:50.370	30.602	42.668	37.100	262.7	51:18.633	26	1	1:50.315	30.830	43.410	36.075	263.4	51:28.563
27	1	1:48.209	30.387	41.953	35.869	265.3	53:06.842	27	1	1:49.279	30.143	42.368	36.768	264.7	53:17.842
28	1	1:47.775	30.300	41.762	35.713	264.7	54:54.617	28	1	1:50.662	30.555	43.345	36.762	264.7	55:08.504
29	1	1:48.187	30.420	41.878	35.889	264.7	56:42.804	29	1	1:49.686	30.527	42.325	36.834	264.7	56:58.190
								30	1	1:49.208	30.760	42.409	36.039	264.0	58:47.398
								31	1	1:52.817	31.595	43.378	37.844	262.1	1:00:40.215
								32	1	2:12.921	33.299	51.262	48.360	230.7	1:02:53.136
								33	1	2:51.420	51.519	1:14.651	45.250	206.1	1:05:44.556
								34	1	2:16.287	42.439	56.976	36.872	171.7	1:08:00.843
								35	1	1:49.169	30.854	42.150	36.165	261.5	1:09:50.012
								36	1	1:49.821	30.515	42.014	37.292	265.3	1:11:39.833

**90**

1 Alberto Di Folco

Lamborghini Huracan GT3

PRO

2 Adrian Zaugg

Target Racing

Lap	D	Time	Sector 1	Sector 2	Sector 3	T. Spd	Elapsed
1	2	1:57.340	36.547	43.920	36.873	257.1	1:57.340
2	2	1:48.192	30.325	42.066	35.801	266.0	3:45.532
3	2	1:47.547	30.480	41.673	35.394	266.6	5:33.079
4	2	1:48.078	30.049	41.662	36.367	266.0	7:21.157
5	2	1:48.731	30.503	42.126	36.102	267.9	9:09.888
6	2	1:47.284	30.088	41.615	35.581	267.9	10:57.172
7	2	1:47.469	30.175	41.729	35.565	266.0	12:44.641
8	2	1:47.255	30.230	41.618	35.407	266.0	14:31.896
9	2	1:47.234	30.051	41.887	35.296	266.0	16:19.130
10	2	1:53.912	30.047	45.481	38.384	266.0	18:13.042





**Circuito de Barcelona**  
**International GT Open**  
**Race - 1**  
**Lap Analysis**



91							96								
1 Stefano Costantini							1 Bradley Ellis								
Lamborghini Huracan GT3							Audi R8 LMS								
AM							PROAM								
2							2 Oliver Wilkinson								
Target Racing							Optimum Motorsport								
Lap	D	Time	Sector 1	Sector 2	Sector 3	T. Spd	Elapsed	Lap	D	Time	Sector 1	Sector 2	Sector 3	T. Spd	Elapsed
1	1	1:58.351	36.362	44.434	37.555	248.2	1:58.351	1	1	1:52.399	34.045	42.729	35.625	257.7	1:52.399
2	1	1:48.641	30.845	42.236	35.560	265.3	3:46.992	2	1	1:47.175	30.235	41.595	35.345	266.6	3:39.574
3	1	1:47.740	30.242	41.839	35.659	266.0	5:34.732	3	1	1:47.264	30.409	41.757	35.098	267.3	5:26.838
4	1	1:47.904	30.260	41.871	35.773	266.0	7:22.636	4	1	1:46.895	30.116	41.588	35.191	267.9	7:13.733
5	1	1:48.137	30.196	41.941	36.000	267.3	9:10.773	5	1	1:46.672	30.021	41.553	35.098	267.9	9:00.405
6	1	1:48.205	30.364	42.067	35.774	267.9	10:58.978	6	1	1:46.665	30.027	41.480	35.158	267.9	10:47.070
7	1	1:48.059	30.281	42.061	35.717	268.6	12:47.037	7	1	1:46.901	29.935	41.671	35.295	268.6	12:33.971
8	1	1:47.936	30.340	41.967	35.629	266.6	14:34.973	8	1	1:46.624	29.989	41.461	35.174	267.3	14:20.595
9	1	1:47.657	30.161	42.044	35.452	266.0	16:22.630	9	1	1:47.025	30.174	41.684	35.167	267.3	16:07.620
10	1	1:52.977	30.240	44.506	38.231	266.6	18:15.607	10	1	1:52.589	30.001	44.746	37.842	267.3	18:00.209
11	1	2:36.701	35.783	1:11.851	49.067	213.8	20:52.308	11	1	2:42.998	34.432	1:16.924	51.642	198.5	20:43.207
12		2:40.556	58.554	57.800	44.202	79.4	23:32.864	12	1	2:39.384	54.849	58.472	46.063	141.7	23:22.591
13		2:31.274	48.531	57.858	44.885	177.3	26:04.138	13	1	2:31.987	46.282	59.861	45.844	148.7	25:54.578
14		2:21.285	47.997	52.454	40.834	129.6	28:25.423	14	1	2:24.903	46.462	55.109	43.332	147.1	28:19.481
15		1:48.370	30.692	42.042	35.636	265.3	30:13.793	15	1	1:48.395	30.675	42.103	35.617	264.7	30:07.876
16		1:47.382	30.104	41.781	35.497	266.0	32:01.175	16	1	1:47.685	30.343	41.841	35.501	267.9	31:55.561
17		1:48.599	30.082	41.881	36.636	266.6	33:49.774	17	1	1:47.390	30.230	41.683	35.477	268.6	33:42.951
18		1:52.271 P	30.223	41.751	40.297	266.6	35:42.045	18	1	1:46.972	29.961	41.628	35.383	269.3	35:29.923
19		3:05.261	1:48.389	41.690	35.182	193.5	38:47.306	19	1	1:46.822	30.027	41.633	35.162	268.6	37:16.745
20		1:47.399	30.167	41.828	35.404	267.3	40:34.705	20	1	1:46.972	29.964	41.565	35.443	268.6	39:03.717
21		1:47.643	30.145	41.874	35.624	267.3	42:22.348	21	1	1:51.414 P	30.276	41.745	39.393	266.6	40:55.131
22		1:51.305	31.191	42.922	37.192	267.9	44:13.653	22	2	2:57.657	1:39.329	42.410	35.918	189.8	43:52.788
23		1:48.004	30.595	41.771	35.638	267.3	46:01.657	23	2	1:49.015	30.736	42.575	35.704	267.3	45:41.803
24		1:48.414	30.220	41.921	36.273	267.9	47:50.071	24	2	1:49.939	30.222	42.273	37.444	267.9	47:31.742
25		1:49.064	30.413	42.148	36.503	267.3	49:39.135	25	2	1:56.369 P	31.234	42.928	42.207	267.3	49:28.111
26		1:49.807	30.981	42.859	35.967	266.0	51:28.942	26	2	2:19.467	1:01.166	42.701	35.600	194.5	51:47.578
27		1:49.446	30.479	42.213	36.754	266.0	53:18.388	27	2	1:49.880	30.522	43.008	36.350	266.6	53:37.458
28		1:50.617	30.655	43.029	36.933	267.9	55:09.005	28	2	1:49.245	30.713	42.603	35.929	267.9	55:26.703
29		1:49.412	30.479	42.284	36.649	267.3	56:58.417	29	2	1:49.729	30.826	42.967	35.936	266.0	57:16.432
30		1:49.947	31.086	42.499	36.362	266.6	58:48.364	30	2	1:51.089	32.018	42.704	36.367	266.6	59:07.521
31		1:52.776	31.689	43.779	37.308	266.6	1:00:41.140	31	2	1:51.865	30.770	43.498	37.597	267.3	1:00:59.386
32		2:12.565	32.808	51.539	48.218	219.0	1:02:53.705	32	2	1:59.440	31.230	43.086	45.124	266.0	1:02:58.826
33		2:51.547	52.221	1:14.430	44.896	202.2	1:05:45.252	33	2	2:51.702	53.448	1:15.035	43.219	184.9	1:05:50.528
34		2:17.431	42.469	57.001	37.961	162.1	1:08:02.683	34	2	2:16.554	43.727	56.144	36.683	190.1	1:08:07.082
35		1:48.269	30.515	41.935	35.819	265.3	1:09:50.952	35	2	1:50.688	30.767	43.497	36.424	268.6	1:09:57.770
36		1:49.299	30.392	41.972	36.935	266.6	1:11:40.251	36	2	1:49.887	30.835	42.603	36.449	266.0	1:11:47.657





**Circuit de Barcelona**  
**International GT Open**  
**Race - 1**  
**Lap Analysis**



99

1 Manuel Da Costa Mercedes AMG GT3  
 AM 2 Miguel Sardinha Sports and You

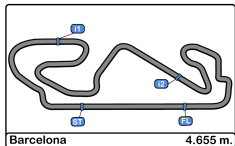
111

1 Charles Finelli Mercedes AMG GT3  
 AM 2 Phillippe Denes Porteiro Motorsport

Lap	D	Time	Sector 1	Sector 2	Sector 3	T. Spd	Elapsed	Lap	D	Time	Sector 1	Sector 2	Sector 3	T. Spd	Elapsed
1	1	2:00.367	37.609	44.455	38.303	257.1	2:00.367	1	1	2:03.682	39.946	45.669	38.067	239.4	2:03.682
2	1	1:50.294	30.926	42.468	36.900	264.0	3:50.661	2	1	1:52.803	31.775	42.872	38.156	258.9	3:56.485
3	1	1:49.407	30.589	42.635	36.183	262.7	5:40.068	3	1	1:51.643	31.313	43.183	37.147	258.3	5:48.128
4	1	1:49.223	30.502	42.301	36.420	262.1	7:29.291	4	1	1:52.041	31.400	42.710	37.931	252.9	7:40.169
5	1	1:49.493	30.616	42.377	36.500	263.4	9:18.784	5	1	1:51.187	30.820	43.298	37.069	260.2	9:31.356
6	1	1:49.028	30.665	42.304	36.059	264.7	11:07.812	6	1	1:49.894	30.810	42.392	36.692	260.8	11:21.250
7	1	1:49.886	30.680	43.046	36.160	264.0	12:57.698	7	1	1:50.051	30.827	42.663	36.561	260.2	13:11.301
8	1	1:48.888	30.572	42.168	36.148	263.4	14:46.586	8	1	1:50.810	30.875	42.683	37.252	259.6	15:02.111
9	1	1:49.044	30.462	42.276	36.306	262.1	16:35.630	9	1	4:54.996	30.863	3:45.262	38.871	259.6	19:57.107
10	1	1:52.246	30.548	43.965	37.733	262.7	18:27.876	10	1	1:55.006	33.165	44.419	37.422	255.9	21:52.113
11	1	2:28.797	36.858	1:02.816	49.123	261.5	20:56.673	11	1	1:57.116	33.665	44.238	39.213	259.6	23:49.229
12	1	2:40.828	59.681	56.779	44.368	126.3	23:37.501	12	1	2:24.324	42.840	58.302	43.182	159.0	26:13.553
13	1	2:31.307	48.949	58.151	44.207	144.3	26:08.808	13	1	2:22.460	49.441	52.848	40.171	125.1	28:36.013
14	1	2:19.521	48.925	50.167	40.429	107.0	28:28.329	14	1	2:03.137 P	32.277	45.290	45.570	255.3	30:39.150
15	1	1:50.336	31.077	42.567	36.692	260.2	30:18.665	15	2	3:09.424	1:48.194	43.473	37.757	153.6	33:48.574
16	1	1:49.281	30.762	42.383	36.136	262.1	32:07.946	16	2	1:47.518	30.616	41.709	35.193	262.1	35:36.092
17	1	1:49.984	30.643	42.943	36.398	262.1	33:57.930	17	2	1:47.613	30.229	41.912	35.472	265.3	37:23.705
18	1	1:48.986	30.527	42.396	36.063	262.1	35:46.916	18	2	1:46.639	30.140	41.519	34.980	262.7	39:10.344
19	1	1:50.384	30.427	42.673	37.284	264.0	37:37.300	19	2	1:47.394	29.998	41.911	35.485	264.0	40:57.738
20	1	1:55.196 P	30.790	42.656	41.750	262.7	39:32.496	20	2	1:46.878	30.172	41.548	35.158	262.7	42:44.616
21	2	3:10.417	1:49.556	43.283	37.578	190.8	42:42.913	21	2	1:48.145	30.324	42.521	35.300	262.1	44:32.761
22	2	1:51.704	31.631	42.948	37.125	255.9	44:34.617	22	2	1:46.859	30.179	41.496	35.184	261.5	46:19.620
23	2	1:51.564	30.951	43.799	36.814	262.1	46:26.181	23	2	1:46.872	30.065	41.597	35.210	262.1	48:06.492
24	2	1:50.939	30.903	43.415	36.621	260.8	48:17.120	24	2	1:47.678	30.162	41.960	35.556	262.1	49:54.170
25	2	1:50.630	31.411	42.565	36.654	262.7	50:07.750	25	2	1:48.097	30.131	41.815	36.151	262.7	51:42.267
26	2	1:49.926	30.766	42.690	36.470	262.1	51:57.676	26	2	1:47.297	30.416	41.605	35.276	260.2	53:29.564
27	2	1:49.537	30.700	42.538	36.299	261.5	53:47.213	27	2	1:47.581	30.180	41.861	35.540	263.4	55:17.145
28	2	1:52.594	30.626	44.575	37.393	262.1	55:39.807	28	2	1:47.383	30.109	41.594	35.680	263.4	57:04.528
29	2	1:49.368	30.767	42.445	36.156	260.8	57:29.175	29	2	1:47.545	30.167	41.727	35.651	264.7	58:52.073
30	2	1:50.395	30.457	42.278	37.660	262.1	59:19.570	30	2	1:52.211	30.818	43.655	37.738	264.0	1:00:44.284
31	2	1:52.486	31.506	44.224	36.756	259.6	1:01:12.056	31	2	2:11.001	32.833	50.346	47.822	217.3	1:02:55.285
32	2	1:52.243	31.206	43.560	37.477	260.2	1:03:04.299	32	2	2:51.698	52.773	1:14.253	44.672	198.5	1:05:46.983
33	2	2:46.881	48.749	1:15.898	42.234	198.1	1:05:51.180	33	2	2:16.960	42.969	56.969	37.022	158.3	1:08:03.943
34	2	2:18.479	45.690	54.512	38.277	176.1	1:08:09.659	34	2	1:48.480	30.411	42.232	35.837	263.4	1:09:52.423
35	2	1:50.243	31.298	42.506	36.439	260.8	1:09:59.902	35	2	1:48.416	30.232	41.912	36.272	263.4	1:11:40.839
36	2	1:50.851	31.512	42.676	36.663	262.1	1:11:50.753								







**Circuit de Barcelona**  
**International GT Open**  
**Race - 1**  
**Lap Analysis**



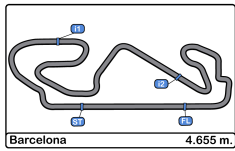
**333**

1 Rinat Salikhov Ferrari 488 GT3

PROAM 2 David Perel Rinaldi Racing

Lap	D	Time	Sector 1	Sector 2	Sector 3	T. Spd	Elapsed
1	2	1:54.415	34.841	42.788	36.786	251.1	1:54.415
2	2	1:47.414	30.335	41.651	35.428	264.0	3:41.829
3	2	1:47.015	30.218	41.683	35.114	264.7	5:28.844
4	2	1:46.423	30.023	41.235	35.165	266.0	7:15.267
5	2	1:47.273	29.933	41.733	35.607	266.0	9:02.540
6	2	1:46.098	29.941	41.347	34.810	266.0	10:48.638
7	2	1:46.322	29.840	41.468	35.014	266.0	12:34.960
8	2	1:46.392	29.879	41.344	35.169	266.6	14:21.352
9	2	1:46.787	30.027	41.567	35.193	265.3	16:08.139
10	2	1:52.454	29.963	44.958	37.533	267.3	18:00.593
11	2	2:43.260	34.825	1:17.215	51.220	177.6	20:43.853
12	2	2:39.737	55.922	58.275	45.540	121.2	23:23.590
13	2	2:32.147	47.163	59.342	45.642	131.7	25:55.737
14	2	2:24.057	46.355	55.430	42.272	144.5	28:19.794
15	2	1:48.525	30.671	42.108	35.746	266.0	30:08.319
16	2	1:47.725	30.307	41.848	35.570	267.3	31:56.044
17	2	1:47.352	30.227	41.625	35.500	266.6	33:43.396
18	2	1:46.894	29.968	41.606	35.320	268.6	35:30.290
19	2	1:51.280 P	30.103	41.672	39.505	267.9	37:21.570
20	1	2:56.502	1:38.612	42.368	35.522	193.2	40:18.072
21	1	1:47.446	30.328	41.954	35.164	264.0	42:05.518
22	1	1:47.684	30.111	42.002	35.571	263.4	43:53.202
23	1	1:49.107	30.475	42.681	35.951	265.3	45:42.309
24	1	1:48.236	30.457	41.940	35.839	266.0	47:30.545
25	1	1:49.504	30.160	42.046	37.298	264.0	49:20.049
26	1	1:47.862	30.645	41.863	35.354	261.5	51:07.911
27	1	1:47.078	30.110	41.675	35.293	264.0	52:54.989
28	1	1:48.074	30.050	41.835	36.189	264.0	54:43.063
29	1	1:47.434	30.201	41.764	35.469	264.0	56:30.497
30	1	1:48.235	30.167	42.596	35.472	265.3	58:18.732
31	1	1:48.031	30.089	42.114	35.828	266.6	1:00:06.763
32	1	2:36.062	37.632	1:08.777	49.653	266.6	1:02:42.825
33	1	2:50.184	50.439	1:11.945	47.800	146.9	1:05:33.009
34	1	2:20.058	41.269	57.633	41.156	217.7	1:07:53.067
35	1	1:50.167	31.294	42.880	35.993	262.7	1:09:43.234
36	1	1:48.750	30.637	42.128	35.985	266.0	1:11:31.984





**Circuit de Barcelona**  
**International GT Open**  
**Race - 1**  
**Analysis by Lap**



**Barcelona** 4.655 m.

Num	Lap Time	Gap
-----	----------	-----

**Lap 1**

20	1:47.184	
27	1:48.387	01.203
12	1:49.798	02.614
25	1:50.295	03.111
51	1:50.711	03.527
77	1:51.231	04.047
16	1:51.905	04.721
96	1:52.399	05.215
17	1:53.937	06.753
333	1:54.415	07.231
28	1:54.699	07.515
63	1:54.909	07.725
52	1:55.221	08.037
33	1:55.560	08.376
11	1:55.812	08.628
47	1:56.392	09.208
84	1:56.760	09.576
90	1:57.340	10.156
36	1:57.651	10.467
91	1:58.351	11.167
71	1:59.135	11.951
3	1:59.649	12.465
19	1:59.981	12.797
99	2:00.367	13.183
5	2:00.795	13.611
72	2:01.335	14.151
7	2:01.812	14.628
66	2:02.157	14.973
111	2:03.682	16.498
6	2:06.675	19.491

**Num Lap Time Gap**

**Lap 2**

20	1:45.395	
27	1:46.331	02.139
12	1:47.093	04.312
25	1:46.938	04.654
51	1:46.873	05.005
77	1:46.739	05.391
16	1:47.285	06.611

96	1:47.175	06.995
17	1:47.291	08.649
333	1:47.414	09.250
28	1:47.466	09.586
63	1:47.734	10.064
52	1:47.925	10.567
33	1:47.987	10.968
11	1:48.089	11.322
47	1:48.131	11.944
84	1:48.320	12.501
90	1:48.192	12.953
36	1:48.386	13.458
91	1:48.641	14.413
71	1:49.339	15.895
3	1:49.175	16.245
19	1:49.116	16.518
99	1:50.294	18.082
5	1:51.357	19.573
72	1:51.525	20.281
66	1:51.135	20.713
6	1:47.414	21.510
7	1:53.070	22.303
111	1:52.803	23.906

**Num Lap Time Gap**

**Lap 3**

20	1:45.494	
27	1:46.441	03.086
12	1:46.336	05.154
25	1:46.778	05.938
51	1:46.868	06.379
77	1:46.866	06.763
16	1:47.192	08.309
96	1:47.264	08.765
17	1:46.835	09.990
333	1:47.015	10.771
28	1:47.260	11.352
63	1:47.199	11.769
52	1:47.203	12.276
33	1:47.219	12.693
11	1:47.242	13.070
47	1:47.324	13.774

84	1:47.223	14.230
90	1:47.547	15.006
36	1:47.903	15.867
91	1:47.740	16.659
71	1:48.709	19.110
3	1:48.888	19.639
19	1:48.951	19.975
99	1:49.407	21.995
5	1:49.124	23.203
6	1:48.748	24.764
66	1:49.964	25.183
72	1:50.443	25.230
7	1:49.946	26.755
111	1:51.643	30.055

**Num Lap Time Gap**

**Lap 4**

20	1:45.412	
27	1:46.123	03.797
12	1:46.136	05.878
25	1:46.339	06.865
51	1:46.300	07.267
77	1:46.438	07.789
16	1:46.701	09.598
96	1:46.895	10.248
17	1:46.810	11.388
333	1:46.423	11.782
63	1:47.734	14.091
28	1:48.659	14.599
33	1:47.843	15.124
52	1:49.711	16.575
11	1:49.086	16.744
47	1:48.656	17.018
84	1:48.533	17.351
90	1:48.078	17.672
36	1:47.934	18.389
91	1:47.904	19.151
71	1:48.960	22.658
19	1:49.366	23.929
3	1:49.923	24.150
99	1:49.223	25.806
6	1:47.245	26.597

5	1:49.351	27.142
66	1:48.756	28.527
72	1:49.512	29.330
7	1:50.061	31.404
111	1:52.041	36.684

**Num Lap Time Gap**

**Lap 5**

20	1:45.153	
27	1:46.478	05.122
12	1:46.264	06.989
25	1:46.265	07.977
51	1:46.386	08.500
77	1:46.538	09.174
16	1:46.722	11.167
96	1:46.672	11.767
333	1:47.273	13.902
17	1:48.389	14.624
63	1:46.079	15.017
28	1:46.693	16.139
33	1:46.778	16.749
52	1:46.992	18.414
11	1:48.232	19.823
47	1:48.444	20.309
84	1:48.583	20.781
90	1:48.731	21.250
36	1:48.486	21.722
91	1:48.137	22.135
71	1:48.681	26.186
19	1:48.479	27.255
3	1:49.353	28.350
99	1:49.493	30.146
6	1:48.994	30.438
5	1:48.880	30.869
66	1:47.927	31.301
72	1:49.327	33.504
7	1:49.652	35.903
111	1:51.187	42.718

**Num Lap Time Gap**

**Lap 6**

20	1:45.570	
27	1:46.064	05.616

12	1:46.139	07.558
25	1:46.075	08.482
51	1:46.360	09.290
77	1:46.529	10.133
16	1:46.703	12.300

**Num Lap Time Gap**

**Lap 7**

96	1:46.665	12.862
333	1:46.098	14.430
17	1:47.968	17.022
63	1:48.160	17.607
28	1:47.433	18.002
33	1:47.022	18.201
52	1:46.998	19.842
11	1:46.478	20.731
47	1:46.948	21.687
84	1:46.952	22.163
90	1:47.284	22.964
36	1:47.977	24.129
91	1:48.205	24.770
71	1:48.109	28.725
19	1:47.659	29.344
3	1:47.512	30.292
99	1:49.028	33.604
6	1:49.010	33.878
5	1:49.278	34.577
66	1:49.312	35.043
72	1:48.426	36.360
7	1:49.991	40.324
111	1:49.894	47.042

**Num Lap Time Gap**

**Lap 7**

20	1:45.664	
27	1:46.572	06.524
12	1:45.925	07.819
25	1:46.060	08.878
51	1:46.554	10.180
77	1:46.269	10.738
16	1:46.825	13.461
96	1:46.901	14.099
333	1:46.322	15.088
17	1:46.923	18.281
63	1:46.710	18.653





**Circuit de Barcelona**  
**International GT Open**  
**Race - 1**  
**Analysis by Lap**



Num	Lap Time	Gap
28	1:46.993	19.331
33	1:47.367	19.904
52	1:46.901	21.079
11	1:46.872	21.939
47	1:47.238	23.261
84	1:47.432	23.931
90	1:47.469	24.769
36	1:47.928	26.393
91	1:48.059	27.165
71	1:48.726	31.787
19	1:48.491	32.171
3	1:48.076	32.704
6	1:47.670	35.884
99	1:49.886	37.826
5	1:49.349	38.262
66	1:49.490	38.869
72	1:48.772	39.468
7	1:49.940	44.600
111	1:50.051	51.429
20	1:45.498	
27	1:46.306	07.332
12	1:46.349	08.670
25	1:46.229	09.609
51	1:46.853	11.535
77	1:46.859	12.099
16	1:46.817	14.780
96	1:46.624	15.225
333	1:46.392	15.982
17	1:46.915	19.698
63	1:47.026	20.181
28	1:46.958	20.791
33	1:47.325	21.731
52	1:47.033	22.614
11	1:47.292	23.733
47	1:47.009	24.772
84	1:46.822	25.255
90	1:47.255	26.526
36	1:47.576	28.471
91	1:47.936	29.603

Num	Lap Time	Gap
71	1:48.505	34.794
19	1:48.346	35.019
3	1:48.895	36.101
6	1:46.794	37.180
99	1:48.888	41.216
5	1:48.966	41.730
66	1:48.882	42.253
72	1:49.127	43.097
7	1:50.286	49.388
111	1:50.810	56.741
20	1:46.240	
27	1:46.373	07.465
12	1:46.149	08.579
25	1:45.966	09.335
51	1:46.979	12.274
77	1:46.804	12.663
16	1:46.697	15.237
96	1:47.025	16.010
333	1:46.787	16.529
63	1:47.158	21.099
17	1:48.297	21.755
28	1:47.537	22.088
33	1:47.192	22.683
52	1:46.936	23.310
11	1:46.962	24.455
47	1:47.043	25.575
84	1:47.018	26.033
90	1:47.234	27.520
36	1:47.783	30.014
91	1:47.657	31.020
71	1:48.489	37.043
19	1:48.976	37.755
6	1:47.132	38.072
3	1:49.504	39.365
99	1:49.044	44.020
5	1:49.011	44.501
66	1:48.889	44.902
72	1:48.900	45.757
7	1:50.668	53.816

Num	Lap Time	Gap
96	2:42.998	06.113
333	2:43.260	06.759
63	2:43.340	07.270
17	2:42.811	08.089
28	2:42.047	08.759
33	2:42.256	09.828
52	2:42.027	10.433
11	2:42.172	11.838
47	2:41.158	12.921
84	2:41.270	13.682
36	2:36.897	14.318
91	2:36.701	15.214
71	2:30.774	16.507
19	2:30.690	16.970
6	2:30.941	17.836
3	2:31.207	18.668
99	2:28.797	19.579
5	2:28.838	20.293
66	2:29.173	20.847
72	2:26.631	21.351
7	2:21.112	23.839
111	1:55.006	1 Lap
20	2:58.028	
27	2:48.516	00.552
12	2:48.481	01.394
25	2:48.181	02.143
51	2:46.074	02.689
77	2:46.373	03.516
16	2:42.723	05.094

Num	Lap Time	Gap
96	2:42.998	06.113
333	2:43.260	06.759
63	2:43.340	07.270
17	2:42.811	08.089
28	2:42.047	08.759
33	2:42.256	09.828
52	2:42.027	10.433
11	2:42.172	11.838
47	2:41.158	12.921
84	2:41.270	13.682
36	2:36.897	14.318
91	2:36.701	15.214
71	2:30.774	16.507
19	2:30.690	16.970
6	2:30.941	17.836
3	2:31.207	18.668
99	2:28.797	19.579
5	2:28.838	20.293
66	2:29.173	20.847
72	2:26.631	21.351
7	2:21.112	23.839
111	1:55.006	1 Lap
20	2:38.795	
27	2:38.766	00.523
12	2:38.960	01.559
25	2:39.027	02.375
51	2:39.182	03.076
77	2:39.408	04.129
16	2:39.923	06.222
96	2:39.384	06.702
333	2:39.737	07.701
63	2:39.932	08.407
17	2:39.926	09.220
28	2:40.110	10.074
33	2:39.853	10.886
52	2:40.056	11.694
11	2:40.427	13.470
47	2:40.436	14.562
84	2:40.226	15.113

Num	Lap Time	Gap
36	2:40.275	15.798
91	2:40.556	16.975
71	2:40.223	17.935
19	2:40.720	18.895
6	2:40.566	19.607
3	2:40.814	20.687
99	2:40.828	21.612
5	2:41.439	22.937
66	2:41.869	23.921
72	2:42.018	24.574
7	2:40.642	25.686
111	1:57.116	1 Lap
20	2:32.901	
27	2:32.809	00.431
12	2:32.341	00.999
25	2:32.211	01.685
51	2:32.426	02.601
77	2:32.133	03.361
16	2:31.315	04.636
96	2:31.987	05.788
333	2:32.147	06.947
63	2:32.094	07.600
17	2:31.942	08.261
28	2:31.538	08.711
33	2:31.510	09.495
52	2:31.318	10.111
11	2:30.761	11.330
47	2:30.986	12.647
84	2:31.371	13.583
36	2:31.447	14.344
91	2:31.274	15.348
71	2:31.152	16.186
19	2:31.400	17.394
6	2:31.497	18.203
3	2:31.217	19.003
99	2:31.307	20.018
5	2:30.864	20.900
66	2:30.515	21.535
72	2:30.231	21.904





**Circuit de Barcelona**  
**International GT Open**  
**Race - 1**  
**Analysis by Lap**



Num	Lap Time	Gap
7	2:30.782	23.567
<b>111</b>	2:24.324	1 Lap
Lap 14		
20	2:26.903	
27	2:27.111	00.639
12	2:27.400	01.496
25	2:26.960	01.742
51	2:26.515	02.213
77	2:26.566	03.024
16	2:25.548	03.281
96	2:24.903	03.788
333	2:24.057	04.101
17	2:24.130	05.488
28	2:24.022	05.830
33	2:23.720	06.312
52	2:23.754	06.962
11	2:22.948	07.375
84	2:21.995	08.675
63	2:28.418	09.115
91	2:21.285	09.730
19	2:20.603	11.094
47	2:26.331	12.075
99	2:19.521	12.636
36	2:25.443	12.884
5	2:19.040	13.037
66	2:19.005	13.637
71	2:25.472	14.755
72	2:20.104	15.105
7	2:18.652	15.316
6	2:24.602	15.902
3	2:24.794	16.894
<b>111</b>	2:22.460	1 Lap
Lap 15		
20	1:46.682	
12	1:47.923	02.737
25	1:48.367	03.427
77	1:48.373	04.715
27	1:50.874	04.831
16	1:48.490	05.089

Num	Lap Time	Gap
96	1:48.395	05.501
333	1:48.525	05.944
17	1:48.115	06.921
28	1:48.282	07.430
51	1:52.550	08.081
33	1:48.594	08.224
52	1:48.288	08.568
84	1:47.858	09.851
91	1:48.370	11.418
11	1:52.577	13.270
99	1:50.336	16.290
5	1:50.329	16.684
66	1:49.934	16.889
19	1:53.935	18.347
7	1:58.762	27.396
72	1:59.883	28.306
<b>111</b>	2:03.137	1 Lap
6	2:59.963	1:29.183
3	2:59.306	1:29.518
63	3:08.204	1:30.637
36	3:06.657	1:32.859
47	3:20.298	1:45.691
Lap 16		
20	1:46.059	
12	1:47.170	03.848
25	1:46.887	04.255
77	1:46.779	05.435
16	1:47.465	06.495
96	1:47.685	07.127
333	1:47.725	07.610
17	1:47.848	08.710
28	1:47.866	09.237
33	1:47.569	09.734
52	1:47.805	10.314
84	1:47.029	10.821
91	1:47.382	12.741
99	1:49.281	19.512
5	1:49.485	20.110
<b>71</b>	3:38.938	1 Lap
66	1:55.808	26.638

Num	Lap Time	Gap
27	3:02.059	1:20.831
11	2:57.821	1:25.032
6	1:48.887	1:32.011
63	1:47.883	1:32.461
3	1:49.354	1:32.813
51	3:11.589	1:33.611
36	1:47.395	1:34.195
72	2:56.832	1:39.079
19	3:10.131	1:42.419
47	1:46.557	1:46.189
Lap 17		
20	1:46.661	
25	1:46.773	04.367
77	1:46.538	05.312
16	1:47.032	06.866
12	1:50.374	07.561
96	1:47.390	07.856
333	1:47.352	08.301
17	1:47.646	09.695
28	1:47.667	10.243
33	1:48.781	11.854
<b>7</b>	3:17.493	1 Lap
84	1:48.610	12.770
<b>111</b>	3:09.424	2 Laps
91	1:48.599	14.679
52	1:54.914	18.567
99	1:49.984	22.835
5	1:50.009	23.458
<b>71</b>	1:49.476	1 Lap
27	1:47.038	1:21.208
11	1:47.105	1:25.476
63	1:46.424	1:32.224
51	1:47.030	1:33.980
6	1:49.399	1:34.749
3	1:49.007	1:35.159
36	1:47.962	1:35.496
72	1:45.774	1:38.192
19	1:47.008	1:42.766
47	1:46.255	1:45.783

Num	Lap Time	Gap
Lap 18		
20	1:50.529	
77	1:46.119	00.902
16	1:46.494	02.831
25	1:49.489	03.327
96	1:46.972	04.299
333	1:46.894	04.666
17	1:46.881	06.047
28	1:46.943	06.657
33	1:46.919	08.244
<b>7</b>	1:47.063	1 Lap
84	1:47.038	09.279
<b>111</b>	1:47.518	2 Laps
91	1:52.271	16.421
<b>66</b>	3:29.903	1 Lap
99	1:48.986	21.292
<b>71</b>	1:49.323	1 Lap
5	1:55.277	28.206
12	2:54.912	1:11.944
27	1:46.840	1:17.519
11	1:46.377	1:21.324
52	2:56.101	1:24.139
63	1:45.301	1:26.996
51	1:45.661	1:29.112
6	1:47.552	1:31.772
3	1:47.924	1:32.554
36	1:47.971	1:32.938
72	1:45.734	1:33.397
19	1:46.587	1:38.824
47	1:46.035	1:41.289
Lap 19		
77	1:45.868	
16	1:46.987	03.048
96	1:46.822	04.351
17	1:47.034	06.311
28	1:46.975	06.862
33	1:46.700	08.174
<b>7</b>	1:46.665	1 Lap
333	1:51.280	09.176

Num	Lap Time	Gap
84	1:46.671	09.180
<b>111</b>	1:47.613	2 Laps
<b>66</b>	1:47.655	1 Lap
<b>71</b>	1:46.866	1 Lap
99	1:50.384	24.906
20	2:55.549	1:08.779
25	2:54.048	1:10.605
12	1:46.448	1:11.622
27	1:46.897	1:17.646
11	1:46.987	1:21.541
52	1:47.044	1:24.413
63	1:45.371	1:25.597
51	1:45.724	1:28.066
6	1:47.372	1:32.374
3	1:47.473	1:33.257
72	1:46.979	1:33.606
36	1:48.252	1:34.420
91	3:05.261	1:34.912
19	1:46.478	1:38.532
47	1:46.211	1:40.730
Lap 20		
16	1:46.450	
77	1:50.215	00.717
96	1:46.972	01.825
33	1:46.821	05.497
<b>7</b>	1:46.849	1 Lap
84	1:46.749	06.431
17	1:50.334	07.147
28	1:50.588	07.952
<b>111</b>	1:46.639	2 Laps
<b>66</b>	1:47.096	1 Lap
<b>71</b>	1:46.463	1 Lap
99	1:55.196	30.604
<b>5</b>	3:56.015	1 Lap
20	1:47.137	1:06.418
25	1:46.197	1:07.304
12	1:46.395	1:08.519
333	2:56.502	1:16.180
27	1:48.546	1:16.694
11	1:46.609	1:18.652





**Circuit de Barcelona**  
**International GT Open**  
**Race - 1**  
**Analysis by Lap**



Barcelona 4.655 m.

52	1:46.685	1:21.600
63	1:46.014	1:22.113
51	1:46.131	1:24.699
6	1:47.055	1:29.931
3	1:47.334	1:31.093
72	1:47.321	1:31.429
36	1:47.274	1:32.196
91	1:47.399	1:32.813
19	1:46.524	1:35.558
47	1:46.136	1:37.368
Num	Lap Time	Gap

**Lap 21**

16	1:51.238	
7	1:47.088	1 Lap
96	1:51.414	02.001
111	1:47.394	2 Laps
33	1:51.520	05.779
84	1:51.417	06.610
66	1:47.080	1 Lap
71	1:46.300	1 Lap
5	1:54.122	1 Lap
20	1:47.049	1:02.229
25	1:46.612	1:02.678
12	1:46.191	1:03.472
333	1:47.446	1:12.388
27	1:47.438	1:12.894
11	1:47.244	1:14.658
77	3:08.137	1:17.616
63	1:47.016	1:17.891
28	3:03.112	1:19.826
52	1:49.634	1:19.996
51	1:46.809	1:20.270
17	3:06.099	1:22.008
6	1:47.674	1:26.367
72	1:46.637	1:26.828
3	1:48.436	1:28.291
36	1:47.874	1:28.832
91	1:47.643	1:29.218
19	1:46.742	1:31.062
47	1:46.172	1:32.302
99	3:10.417	1:49.783

7	1:48.139	1:49.938
111	1:46.878	1 Lap
71	1:46.448	2:01.132
66	1:48.281	2:01.957
5	1:54.042	2:44.879
Num	Lap Time	Gap

**Lap 22**

20	1:47.203	
25	1:47.150	00.396
12	1:46.946	00.986
16	2:58.539	09.107
96	2:57.657	10.226
333	1:47.684	10.640
27	1:47.783	11.245
11	1:46.956	12.182
63	1:46.945	15.404
33	3:00.335	16.682
77	1:49.051	17.235
51	1:48.235	19.073
28	1:50.444	20.838
17	1:48.437	21.013
52	1:50.771	21.335
6	1:47.504	24.439
72	1:47.380	24.776
3	1:49.241	28.100
36	1:48.886	28.286
84	3:11.993	29.171
19	1:48.200	29.830
47	1:47.555	30.425
91	1:51.305	31.091
7	1:47.054	47.560
111	1:48.145	1 Lap
99	1:51.704	52.055
71	1:46.630	58.330
66	1:47.620	1:00.145
Num	Lap Time	Gap

**Lap 23**

25	1:47.652	
12	1:48.518	01.456
20	1:50.432	02.384
5	1:57.388	1 Lap

16	1:48.640	09.699
96	1:49.015	11.193
333	1:49.107	11.699
11	1:48.544	12.678
27	1:49.929	13.126
63	1:46.151	13.507
33	1:48.864	17.498
51	1:46.752	17.777
77	1:49.392	18.579
17	1:47.569	20.534
52	1:48.250	21.537
28	1:50.767	23.557
6	1:48.000	24.391
72	1:48.034	24.762
36	1:47.472	27.710
3	1:49.136	29.188
84	1:48.573	29.696
19	1:48.355	30.137
47	1:48.106	30.483
91	1:48.004	31.047
7	1:46.938	46.450
111	1:46.859	1 Lap
99	1:51.564	55.571
71	1:46.507	56.789
66	1:46.880	58.977
Num	Lap Time	Gap

**Lap 24**

25	1:46.301	
12	1:46.229	01.384
20	1:48.297	04.380
16	1:49.422	12.820
333	1:48.236	13.634
11	1:48.140	14.517
96	1:49.939	14.831
63	1:47.885	15.091
27	1:48.877	15.702
51	1:47.478	18.954
5	2:01.182	1 Lap
77	1:48.590	20.868
17	1:47.310	21.543
33	1:51.406	22.603

52	1:47.667	22.903
28	1:49.949	27.205
72	1:48.913	27.374
36	1:48.203	29.612
6	1:52.520	30.610
3	1:48.097	30.984
84	1:48.394	31.789
19	1:48.577	32.413
47	1:48.521	32.703
91	1:48.414	33.160
7	1:47.064	47.213
111	1:46.872	1 Lap
71	1:46.934	57.422
99	1:50.939	1:00.209
66	1:47.742	1:00.418
Num	Lap Time	Gap

**Lap 25**

25	1:46.201	
12	1:46.363	01.546
20	1:47.563	05.742
333	1:49.504	16.937
16	1:50.521	17.140
63	1:48.840	17.730
27	1:48.861	18.362
51	1:47.192	19.945
96	1:56.369	24.999
77	1:50.484	25.151
11	1:57.233	25.549
17	1:50.382	25.724
52	1:49.373	26.075
33	1:50.735	27.137
72	1:47.258	28.431
36	1:47.806	31.217
28	1:52.772	33.776
6	1:49.740	34.149
3	1:49.836	34.619
84	1:49.548	35.136
19	1:49.166	35.378
47	1:49.126	35.628
91	1:49.064	36.023
5	2:05.892	1 Lap

7	1:46.923	47.935
111	1:47.678	1 Lap
71	1:46.447	57.668
66	1:48.014	1:02.231
99	1:50.630	1:04.638
Num	Lap Time	Gap

**Lap 26**

25	1:46.424	
12	1:46.588	01.710
20	1:47.936	07.254
333	1:47.862	18.375
63	1:47.606	18.912
16	1:50.679	21.395
51	1:48.021	21.542
27	1:50.076	22.014
17	1:47.977	27.277
52	1:48.457	28.108
77	1:50.370	29.097
11	1:50.569	29.694
72	1:47.982	29.989
33	1:50.339	31.052
36	1:46.976	31.769
28	1:49.199	36.551
6	1:49.542	37.267
47	1:48.769	37.973
3	1:50.225	38.420
19	1:49.735	38.689
84	1:50.315	39.027
91	1:49.807	39.406
7	1:49.809	51.320
111	1:48.097	1 Lap
5	1:59.883	1 Lap
96	2:19.467	58.042
71	1:47.636	58.880
66	1:47.263	1:03.070
99	1:49.926	1:08.140
Num	Lap Time	Gap

**Lap 27**

25	1:46.259	
12	1:46.681	02.132
20	1:48.050	09.045





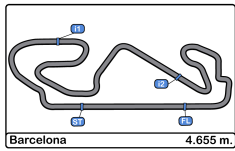


**Circuit de Barcelona**  
**International GT Open**  
**Race - 1**  
**Analysis by Lap**



Num	Lap Time	Gap	Num	Lap Time	Gap	Num	Lap Time	Gap	Num	Lap Time	Gap			
333	1:47.078	19.194	36	1:47.722	34.253	111	1:47.383	1 Lap	51	1:47.806	20.717	6	2:11.188	10.911
63	1:47.063	19.716	33	1:49.119	37.239	71	1:46.669	1:01.929	333	1:48.031	21.803	3	2:12.232	12.242
51	1:46.270	21.553	6	1:47.900	41.185	96	1:49.729	1:08.207	17	1:51.566	33.498	19	2:13.130	13.916
16	1:49.369	24.505	47	1:47.077	41.648	66	1:48.055	1:08.766	52	1:51.742	34.068	84	2:12.921	14.542
27	1:49.034	24.789	3	1:48.086	43.338	99	1:49.368	1:20.950	27	1:52.132	35.257	91	2:12.565	15.111
17	1:46.912	27.930	19	1:49.677	45.180	5	1:58.709	1 Lap	72	1:51.138	35.775	7	2:10.831	15.621
52	1:47.254	29.103	28	1:51.709	46.154	<b>Num Lap Time Gap</b>			11	1:50.365	36.354	111	2:11.001	1 Lap
77	1:48.209	31.047	84	1:50.662	46.497	<b>Lap 30</b>			36	1:50.606	37.050	28	2:06.933	1 Lap
11	1:47.894	31.329	91	1:50.617	46.998	25	1:46.341		16	1:58.850	40.479	71	2:06.363	18.918
72	1:47.807	31.537	7	1:47.862	54.052	12	1:46.344	02.692	33	1:49.927	41.810	66	1:59.780	19.325
36	1:47.233	32.743	111	1:47.581	1 Lap	20	1:47.997	13.852	47	1:51.984	44.602	96	1:59.440	20.232
33	1:49.539	34.332	71	1:47.024	1:01.478	63	1:46.204	20.032	6	1:58.473	53.357	99	1:52.243	25.705
6	1:48.489	39.497	96	1:49.245	1:04.696	51	1:46.967	23.305	3	1:57.697	53.644	5	2:05.765	1 Lap
28	1:50.365	40.657	66	1:47.539	1:06.929	333	1:48.235	24.166	19	1:57.656	54.420	<b>Num Lap Time Gap</b>		
47	1:49.069	40.783	99	1:52.594	1:17.800	16	1:48.713	32.023	84	1:52.817	55.255	<b>Lap 33</b>		
3	1:49.303	41.464	5	1:59.799	1 Lap	17	1:48.139	32.326	91	1:52.776	56.180	25	2:50.413	
19	1:49.285	41.715	<b>Num Lap Time Gap</b>			52	1:47.506	32.720	7	1:52.814	58.424	12	2:50.697	00.755
84	1:49.279	42.047	<b>Lap 29</b>			27	1:47.559	33.519	111	1:52.211	1 Lap	20	2:50.787	01.650
91	1:49.446	42.593	25	1:46.218		72	1:46.215	35.031	28	3:51.726	1 Lap	63	2:51.375	02.834
7	1:47.341	52.402	12	1:46.579	02.689	11	1:47.768	36.383	71	1:54.184	1:06.189	51	2:51.210	03.380
111	1:47.297	1 Lap	20	1:47.732	12.196	36	1:47.426	36.838	66	1:53.439	1:13.179	333	2:50.184	04.002
71	1:48.045	1:00.666	63	1:46.022	20.169	33	1:48.845	42.277	96	1:51.865	1:14.426	16	2:50.464	04.762
96	1:49.880	1:01.663	333	1:47.434	22.272	47	1:46.464	43.012	99	1:52.486	1:27.096	17	2:50.329	05.185
66	1:48.791	1:05.602	51	1:47.081	22.679	6	1:47.794	45.278	5	2:23.423	1 Lap	52	2:50.332	05.721
5	2:00.786	1 Lap	16	1:48.325	29.651	3	1:48.074	46.341	<b>Num Lap Time Gap</b>			27	2:50.841	07.575
99	1:49.537	1:11.418	17	1:47.936	30.528	19	1:47.112	47.158	<b>Lap 32</b>			72	2:50.637	08.147
<b>Num Lap Time Gap</b>			52	1:47.969	31.555	84	1:49.208	52.832	25	2:53.634		11	2:50.844	08.811
<b>Lap 28</b>			27	1:50.514	32.301	91	1:49.947	53.798	12	2:49.704	00.471	36	2:50.773	09.317
25	1:46.212		77	1:48.187	34.579	7	1:47.304	56.004	20	2:42.476	01.276	33	2:51.013	10.050
12	1:46.408	02.328	11	1:47.914	34.956	111	1:47.545	1 Lap	63	2:35.196	01.872	47	2:51.398	11.347
20	1:47.849	10.682	72	1:47.791	35.157	71	1:46.811	1:02.399	51	2:35.500	02.583	6	2:51.837	12.335
63	1:46.861	20.365	36	1:47.718	35.753	66	1:47.709	1:10.134	333	2:36.062	04.231	3	2:51.458	13.287
333	1:48.074	21.056	33	1:48.752	39.773	96	1:51.089	1:12.955	16	2:17.866	04.711	19	2:51.240	14.743
51	1:46.475	21.816	47	1:47.459	42.889	99	1:50.395	1:25.004	17	2:25.405	05.269	84	2:51.420	15.549
16	1:49.251	27.544	6	1:48.858	43.825	5	2:02.918	1 Lap	52	2:25.368	05.802	91	2:51.547	16.245
27	1:49.428	28.005	3	1:47.488	44.608	<b>Num Lap Time Gap</b>			27	2:25.524	07.147	7	2:51.432	16.640
17	1:47.092	28.810	19	1:47.425	46.387	<b>Lap 31</b>			72	2:25.782	07.923	111	2:51.698	1 Lap
52	1:46.913	29.804	28	1:49.712	49.648	25	1:50.394		11	2:25.660	08.380	28	2:51.742	1 Lap
77	1:47.775	32.610	84	1:49.686	49.965	12	1:52.103	04.401	36	2:25.541	08.957	71	2:51.692	20.197
11	1:48.143	33.260	91	1:49.412	50.192	20	1:48.976	12.434	33	2:21.274	09.450	66	2:51.886	20.798
72	1:48.259	33.584	7	1:47.207	55.041	63	1:50.672	20.310	47	2:19.394	10.362	96	2:51.702	21.521





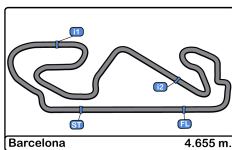
**Circuit de Barcelona**  
**International GT Open**  
**Race - 1**  
**Analysis by Lap**



Barcelona 4.655 m.

Num	Lap Time	Gap
99	2:46.881	22.173
<b>5</b>	2:03.935	1 Lap
<b>Lap 34</b>		
25	2:21.261	
12	2:21.172	00.666
20	2:20.866	01.255
63	2:19.983	01.556
51	2:20.111	02.230
333	2:20.058	02.799
17	2:19.116	03.040
52	2:19.168	03.628
16	2:20.775	04.276
27	2:18.752	05.066
72	2:18.467	05.353
11	2:18.212	05.762
33	2:18.368	07.157
47	2:17.338	07.424
6	2:17.357	08.431
3	2:16.750	08.776
36	2:21.008	09.064
19	2:15.920	09.402
84	2:16.287	10.575
91	2:17.431	12.415
7	2:17.497	12.876
<b>111</b>	2:16.960	1 Lap
<b>28</b>	2:17.405	1 Lap
71	2:16.519	15.455
66	2:16.303	15.840
96	2:16.554	16.814
99	2:18.479	19.391
<b>5</b>	2:01.971	1 Lap
<b>Num</b>	<b>Lap Time</b>	<b>Gap</b>
<b>Lap 35</b>		
25	1:47.351	
12	1:48.073	01.388
63	1:47.594	01.799
20	1:49.681	03.585
51	1:49.186	04.065
17	1:49.002	04.691
52	1:48.904	05.181
333	1:50.167	05.615
16	1:49.542	06.467
27	1:49.466	07.181
72	1:49.512	07.514
11	1:49.713	08.124
47	1:48.333	08.406
33	1:50.191	09.997
6	1:49.227	10.307
3	1:49.361	10.786
19	1:50.045	12.096
84	1:49.169	12.393
91	1:48.269	13.333
7	1:48.124	13.649
<b>111</b>	1:48.480	1 Lap
71	1:47.797	15.901
<b>28</b>	1:51.205	1 Lap
66	1:50.948	19.437
96	1:50.688	20.151
99	1:50.243	22.283
<b>5</b>	1:57.216	1 Lap
<b>Num</b>	<b>Lap Time</b>	<b>Gap</b>
<b>Lap 36</b>		
25	1:46.951	
12	1:47.092	01.529
63	1:47.513	02.361
20	1:47.963	04.597
17	1:48.049	05.789
51	1:49.308	06.422
52	1:48.671	06.901
333	1:48.750	07.414
16	1:50.725	10.241
27	1:50.326	10.556
72	1:50.376	10.939
11	1:50.034	11.207
47	1:50.165	11.620
6	1:49.151	12.507
3	1:49.437	13.272
33	1:51.264	14.310
19	1:49.593	14.738
84	1:49.821	15.263
91	1:49.299	15.681
7	1:49.200	15.898
<b>111</b>	1:48.416	1 Lap
71	1:47.775	16.725
<b>28</b>	1:49.902	1 Lap
66	1:49.943	22.429
96	1:49.887	23.087
99	1:50.851	26.183
<b>5</b>	1:56.881	1 Lap



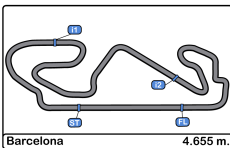


**Circuito de Barcelona**  
**International GT Open**  
**Race - 1**  
**Best Sectors Results**



Sector - 1				Sector - 2				Sector - 3				Ideal Lap vs Best Lap				
Clas	Nº	Driver	Time	Nº	Driver	Time	Nº	Driver	Time	Clas	Nº	Driver	Ideal Lap	Best Lap	Clas	
1	47	Rueda - Saravia	29.666	20	Pierburg - Onslow-Cole	40.728	20	Pierburg - Onslow-Cole	34.630	1	20	Pierburg - Onslow-Cole	1:45.065	1:45.153	1	
2	63	Venturini - Mul	29.672	63	Venturini - Mul	40.854	77	Jedlinski - Lisowski	34.679	2	63	Venturini - Mul	1:45.258	1:45.301	2	
3	12	Rizzoli - Fioravanti	29.681	25	Agostini - Breukers	41.075	63	Venturini - Mul	34.732	3	51	Pier Guidi - Mac	1:45.554	1:45.661	3	
4	20	Pierburg - Onslow-Cole	29.707	51	Pier Guidi - Mac	41.080	51	Pier Guidi - Mac	34.759	4	72	Plachutta - Jäger	1:45.721	1:45.734	4	
5	51	Pier Guidi - Mac	29.715	47	Rueda - Saravia	41.128	333	Salikhov - Perel	34.810	5	77	Jedlinski - Lisowski	1:45.763	1:45.868	5	
6	72	Plachutta - Jäger	29.750	27	Crestani - Ramos	41.128	72	Plachutta - Jäger	34.833	6	25	Agostini - Breukers	1:45.767	1:45.966	7	
7	25	Agostini - Breukers	29.799	72	Plachutta - Jäger	41.138	25	Agostini - Breukers	34.893	7	12	Rizzoli - Fioravanti	1:45.777	1:45.925	6	
8	17	Gonda - Jensen	29.817	12	Rizzoli - Fioravanti	41.144	27	Crestani - Ramos	34.894	8	47	Rueda - Saravia	1:45.801	1:46.035	8	
9	7	Basso - Salas	29.838	11	Di Amato - Montermini	41.203	71	West - Rugolo	34.902	9	333	Salikhov - Perel	1:45.885	1:46.098	10	
10	333	Salikhov - Perel	29.840	77	Jedlinski - Lisowski	41.208	12	Rizzoli - Fioravanti	34.952	10	27	Crestani - Ramos	1:45.896	1:46.064	9	
11	71	West - Rugolo	29.853	333	Salikhov - Perel	41.235	111	Finelli - Denes	34.980	11	71	West - Rugolo	1:46.003	1:46.300	11	
12	27	Crestani - Ramos	29.874	71	West - Rugolo	41.248	11	Di Amato - Montermini	34.983	12	11	Di Amato - Montermini	1:46.097	1:46.377	12	
13	77	Jedlinski - Lisowski	29.876	7	Basso - Salas	41.252	52	Cioci - Griffin	35.006	13	16	Hahn - Khodair	1:46.261	1:46.450	13	
14	66	Borlenghi - Lewandowski	29.891	17	Gonda - Jensen	41.275	47	Rueda - Saravia	35.007	14	52	Cioci - Griffin	1:46.355	1:46.685	19	
15	11	Di Amato - Montermini	29.911	16	Hahn - Khodair	41.282	19	Liang - Giammaria	35.015	15	19	Liang - Giammaria	1:46.389	1:46.478	14	
16	52	Cioci - Griffin	29.912	84	Ward - Dontje	41.396	16	Hahn - Khodair	35.063	16	7	Basso - Salas	1:46.392	1:46.665	17	
17	16	Hahn - Khodair	29.916	66	Borlenghi - Lewandowski	41.406	28	Sowery - Cipriani	35.068	17	17	Gonda - Jensen	1:46.418	1:46.810	23	
18	96	Ellis - Wilkinson	29.935	19	Liang - Giammaria	41.411	36	Hahn - Auer	35.079	18	66	Borlenghi - Lewandowski	1:46.443	1:46.880	24	
19	84	Ward - Dontje	29.943	52	Cioci - Griffin	41.437	96	Ellis - Wilkinson	35.098	19	111	Finelli - Denes	1:46.474	1:46.639	16	
20	3	Beirão da Veiga - Cruz Álvarez	29.955	6	Ling - Keen	41.445	66	Borlenghi - Lewandowski	35.146	20	96	Ellis - Wilkinson	1:46.494	1:46.624	15	
21	19	Liang - Giammaria	29.963	33	Hook - Schwager	41.460	33	Hook - Schwager	35.163	21	84	Ward - Dontje	1:46.550	1:46.671	18	
22	33	Hook - Schwager	29.968	96	Ellis - Wilkinson	41.461	91	Stefano Costantini	35.182	22	33	Hook - Schwager	1:46.591	1:46.700	21	
23	28	Sowery - Cipriani	29.973	111	Finelli - Denes	41.496	84	Ward - Dontje	35.211	23	28	Sowery - Cipriani	1:46.598	1:46.693	20	
24	111	Finelli - Denes	29.998	36	Hahn - Auer	41.530	6	Ling - Keen	35.295	24	36	Hahn - Auer	1:46.629	1:46.976	25	
25	6	Ling - Keen	30.013	28	Sowery - Cipriani	41.557	90	Di Folco - Zaugg	35.296	25	6	Ling - Keen	1:46.753	1:46.794	22	
26	36	Hahn - Auer	30.020	90	Di Folco - Zaugg	41.615	7	Basso - Salas	35.302	26	91	Stefano Costantini	1:46.954	1:47.382	28	
27	90	Di Folco - Zaugg	30.047	91	Stefano Costantini	41.690	17	Gonda - Jensen	35.326	27	90	Di Folco - Zaugg	1:46.958	1:47.234	26	
28	91	Stefano Costantini	30.082	3	Beirão da Veiga - Cruz Álvarez	41.762	3	Beirão da Veiga - Cruz Álvarez	35.489	28	3	Beirão da Veiga - Cruz Álvarez	1:47.206	1:47.334	27	
29	99	Da Costa - Sardinha	30.427	99	Da Costa - Sardinha	42.168	5	Jedlinski - Rdest	35.957	29	99	Da Costa - Sardinha	1:48.654	1:48.888	30	
30	5	Jedlinski - Rdest	30.541	5	Jedlinski - Rdest	42.200	99	Da Costa - Sardinha	36.059	30	5	Jedlinski - Rdest	1:48.698	1:48.880	29	



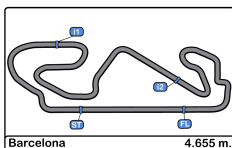


**Circuit de Barcelona**  
**International GT Open**  
**Race - 1**  
**Leader Sequence**



Nº	Entrant/Team	Nat	Driver 1	Nat	Status	Driver 2	Nat	Status	Vehicle	Cat	Start Lap	End Lap	Laps	Total Laps
20	SPS Automotive Performance	DEU	Valentin Pierburg	DEU	Bronze	<u>Tom Onslow-Cole</u>	GBR	Gold	Mercedes AMG GT3	PROAM	1	18	18	18
77	Olimp Racing	POL	Marcin Jedlinski	POL	Bronze	<u>Mateusz Lisowski</u>	POL	Silver	Audi R8 LMS	PROAM	19	19	1	1
16	Drivex School	ESP	Marcelo Hahn	BRA	Bronze	<u>Allam Khodair</u>	BRA	Gold	Mercedes AMG GT3	PROAM	20	21	2	2
20	SPS Automotive Performance	DEU	Valentin Pierburg	DEU	Bronze	<u>Tom Onslow-Cole</u>	GBR	Gold	Mercedes AMG GT3	PROAM	22	22	1	19
25	Imperiale Racing	ITA	Riccardo Agostini	ITA	Gold	<u>Rik Breukers</u>	NLD	Silver	Lamborghini Huracan GT3	PRO	23	36	14	14





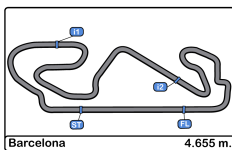
**Circuito de Barcelona**  
**International GT Open**  
**Race - 1**  
**Best 5 Lap Times**



Cl	Nº	Entrant/Team	Nat	Driver 1	Nat	Status	Driver 2	Nat	Status	Vehicle	Cat	Cl	Best 1		Best 2		Best 3		Best 4		Best 5	
													Time	Lap	Time	Lap	Time	Lap	Time	Lap	Time	Lap
1	20	SPS Automotive Performance	DEU	Valentin Pierburg	DEU	Bronze	<b>Tom Onslow-Cole</b>	GBR	Gold	Mercedes AMG GT3	PROAM	1	1:45.153	5	1:45.395	2	1:45.412	4	1:45.494	3	1:45.498	8
2	63	Imperiale Racing	ITA	Giovanni Venturini	ITA	Gold	<b>Jeroen Mul</b>	NLD	Silver	Lamborghini Huracan GT3	PRO	1	1:45.301	18	1:45.371	19	1:46.014	20	1:46.022	29	1:46.079	5
3	51	Luzich Racing	USA	Alessandro Pier Guidi	ITA	Platinum	<b>Mikkel Mac</b>	DNK	Gold	Ferrari 488 GT3	PRO	2	1:45.661	18	1:45.724	19	1:46.131	20	1:46.270	27	1:46.300	4
4	72	Lechner Racing	AUT	<b>Mario Plachutta</b>	AUT	Bronze	Thomas Jäger	DEU	Gold	Mercedes AMG GT3	PROAM	2	1:45.734	18	1:45.774	17	1:46.215	30	1:46.637	21	1:46.979	19
5	77	Olimp Racing	POL	Marcin Jedlinski	POL	Bronze	<b>Mateusz Lisowski</b>	POL	Silver	Audi R8 LMS	PROAM	3	1:45.868	19	1:46.119	18	1:46.269	7	1:46.438	4	1:46.529	6
6	12	Ombra Racing	ITA	Andrea Rizzoli	ITA	Silver	<b>Damiano Fioravanti</b>	ITA	Silver	Lamborghini Huracan GT3	PRO	3	1:45.925	7	1:46.136	4	1:46.139	6	1:46.149	9	1:46.191	21
7	25	Imperiale Racing	ITA	Riccardo Agostini	ITA	Gold	<b>Rik Breukers</b>	NLD	Silver	Lamborghini Huracan GT3	PRO	4	1:45.966	9	1:46.060	7	1:46.075	6	1:46.197	20	1:46.201	25
8	47	RACE / BMW Team Teo Martín	ESP	Fran Rueda	ESP	Silver	<b>Andrés Saravia</b>	GTM	Silver	BMW M6 GT3	PRO	5	1:46.035	18	1:46.136	20	1:46.172	21	1:46.211	19	1:46.255	17
9	27	Daiko Lazarus Racing	ITA	<b>Fabrizio Crestani</b>	ITA	Silver	Miguel Ramos	PRT	Bronze	Lamborghini Huracan GT3	PROAM	4	1:46.064	6	1:46.123	4	1:46.306	8	1:46.331	2	1:46.373	9
10	333	Rinaldi Racing	DEU	Rinat Salikhov	RUS	Bronze	<b>David Perel</b>	ZAF	Silver	Ferrari 488 GT3	PROAM	5	1:46.098	6	1:46.322	7	1:46.392	8	1:46.423	4	1:46.787	9
11	71	Luzich Racing	USA	<b>Alexander West</b>	SWE	Bronze	Michele Rugolo	ITA	Gold	Ferrari 488 GT3	PROAM	6	1:46.300	20	1:46.447	25	1:46.448	21	1:46.463	19	1:46.507	23
12	11	RS Racing	ITA	Daniele Di Amato	ITA	Silver	<b>Andrea Montermini</b>	ITA	Gold	Ferrari 488 GT3	PRO	6	1:46.377	18	1:46.478	6	1:46.609	20	1:46.872	7	1:46.956	22
13	16	Drivex School	ESP	Marcelo Hahn	BRA	Bronze	<b>Allam Khodair</b>	BRA	Gold	Mercedes AMG GT3	PROAM	7	1:46.450	20	1:46.494	18	1:46.697	9	1:46.701	4	1:46.703	6
14	19	Imperiale Racing	ITA	<b>Jiatong Liang</b>	CHN	Bronze	Raffaele Giammaria	ITA	Gold	Lamborghini Huracan GT3	PROAM	8	1:46.478	19	1:46.524	20	1:46.587	18	1:46.742	21	1:47.008	17
15	96	Optimum Motorsport	GBR	<b>Bradley Ellis</b>	GBR	Silver	Oliver Wilkinson	GBR	Bronze	Audi R8 LMS	PROAM	9	1:46.624	8	1:46.665	6	1:46.672	5	1:46.822	19	1:46.895	4
16	111	Porteiro Motorsport	ESP	<b>Charles Finelli</b>	USA	Bronze	Phillippe Denes	USA	Bronze	Mercedes AMG GT3	AM	1	1:46.639	18	1:46.859	22	1:46.872	23	1:46.878	20	1:47.297	26
17	7	RACE / BMW Team Teo Martín	ESP	<b>Márcio Basso</b>	BRA	Bronze	Guilherme Salas	BRA	Bronze	BMW M6 GT3	AM	2	1:46.665	18	1:46.849	19	1:46.923	25	1:46.938	23	1:47.054	22
18	84	Winward Racing / HTP	USA	Russell Ward	USA	Silver	<b>Indy Dontje</b>	NLD	Silver	Mercedes AMG GT3	PRO	7	1:46.671	19	1:46.749	20	1:46.822	8	1:46.952	6	1:47.018	9
19	52	Luzich Racing	USA	<b>Marco Cioci</b>	ITA	Gold	Matt Griffin	IRL	Gold	Ferrari 488 GT3	PRO	8	1:46.685	20	1:46.901	7	1:46.913	28	1:46.936	9	1:46.992	5
20	28	Daiko Lazarus Racing	ITA	<b>Toby Sowery</b>	GBR	Silver	Giuseppe Cipriani	ITA	Bronze	Lamborghini Huracan GT3	PROAM	10	1:46.693	5	1:46.943	18	1:46.958	8	1:46.975	19	1:46.993	7
21	33	Rinaldi Racing	DEU	Christian Hook	DEU	Bronze	<b>Dominik Schwager</b>	DEU	Gold	Ferrari 488 GT3	PROAM	11	1:46.700	19	1:46.778	5	1:46.821	20	1:46.919	18	1:47.022	6
22	6	Vincenzo Sospiri Racing	ITA	Kang Ling	CHN	Silver	<b>Philip Keen</b>	GBR	Gold	Lamborghini Huracan GT3	PRO	9	1:46.794	8	1:47.055	20	1:47.132	9	1:47.245	4	1:47.372	19
23	17	Senkyr Motorsport	CZE	<b>Richard Gonda</b>	SVK	Silver	Mikkel Jensen	DNK	Silver	BMW M6 GT3	PRO	10	1:46.810	4	1:46.835	3	1:46.881	18	1:46.912	27	1:46.915	8
24	66	Vincenzo Sospiri Racing	ITA	Giulio Borlenghi	BRA	Bronze	<b>Andrzej Lewandowski</b>	POL	Bronze	Lamborghini Huracan GT3	AM	3	1:46.880	23	1:47.080	20	1:47.096	19	1:47.263	26	1:47.539	28
25	36	Drivex School	ESP	<b>Christian Hahn</b>	BRA	Bronze	Lucas Auer	AUT	Gold	Mercedes AMG GT3	PROAM	12	1:46.976	26	1:47.233	27	1:47.274	20	1:47.395	16	1:47.426	30
26	90	Target Racing	ITA	Alberto Di Folco	ITA	Silver	<b>Adrian Zaugg</b>	CHE	Silver	Lamborghini Huracan GT3	PRO	11	1:47.234	9	1:47.255	8	1:47.284	6	1:47.469	7	1:47.547	3
27	3	RACE / BMW Team Teo Martín	ESP	<b>Lourenço Beirão da Veiga</b>	PRT	Silver	Juan Cruz Álvarez	ARG	Silver	BMW M6 GT3	PRO	12	1:47.334	20	1:47.473	19	1:47.488	29	1:47.512	6	1:47.924	18
28	91	Target Racing	ITA	Stefano Costantini	ITA	Bronze				Lamborghini Huracan GT3	AM	4	1:47.382	16	1:47.399	20	1:47.643	21	1:47.657	9	1:47.740	3
29	5	Olimp Racing	POL	Stanislaw Jedlinski	POL	Bronze	<b>Malgorzata Rdest</b>	POL	Bronze	Audi R8 LMS	AM	5	1:48.880	5	1:48.966	8	1:49.011	9	1:49.124	3	1:49.278	6
30	99	Sports and You	PRT	<b>Manuel Da Costa</b>	PRT	Bronze	Miguel Sardinha	PRT	Bronze	Mercedes AMG GT3	AM	6	1:48.888	8	1:48.986	18	1:49.028	6	1:49.044	9	1:49.223	4





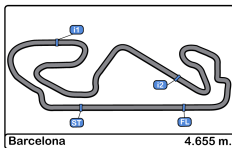


**Circuito de Barcelona**  
**International GT Open**  
**Race - 1**  
**Best 5 Top Speeds**



Cl	Nº	Entrant/Team	Nat	Driver 1	Nat	Status	Driver 2	Nat	Status	Vehicle	Cat	Cl	Top 1		Top 2		Top 3		Top 4		Top 5		Avg
													Km/h	Lap	Km/h	Lap	Km/h	Lap	Km/h	Lap	Km/h	Lap	
1	7	RACE / BMW Team Teo Martín	ESP	<b>Márcio Basso</b>	BRA	Bronze	Guilherme Salas	BRA	Bronze	BMW M6 GT3	AM	1	272.0	18	271.3	19	270.6	20	270.0	17	270.0	36	270.8
2	17	Senkyr Motorsport	CZE	<b>Richard Gonda</b>	SVK	Silver	Mikkel Jensen	DNK	Silver	BMW M6 GT3	PRO	1	272.0	31	271.3	26	270.6	17	268.6	23	268.6	30	270.2
3	47	RACE / BMW Team Teo Martín	ESP	Fran Rueda	ESP	Silver	<b>Andrés Saravia</b>	GTM	Silver	BMW M6 GT3	PRO	2	271.3	24	271.3	28	270.6	6	270.0	4	270.0	9	270.6
4	72	Lechner Racing	AUT	<b>Mario Plachutta</b>	AUT	Bronze	Thomas Jäger	DEU	Gold	Mercedes AMG GT3	PROAM	1	271.3	27	270.6	28	270.0	29	270.0	30	269.3	19	270.2
5	3	RACE / BMW Team Teo Martín	ESP	<b>Lourenço Beirão da Veiga</b>	PRT	Silver	Juan Cruz Álvarez	ARG	Silver	BMW M6 GT3	PRO	3	270.6	30	270.6	31	270.6	36	270.0	8	270.0	27	270.4
6	6	Vincenzo Sospiri Racing	ITA	Kang Ling	CHN	Silver	<b>Philip Keen</b>	GBR	Gold	Lamborghini Huracan GT3	PRO	4	270.0	36	268.6	5	268.6	6	268.6	10	267.9	7	268.7
7	28	Daiko Lazarus Racing	ITA	<b>Toby Sowery</b>	GBR	Silver	Giuseppe Cipriani	ITA	Bronze	Lamborghini Huracan GT3	PROAM	2	270.0	17	270.0	23	269.3	2	269.3	18	269.3	19	269.5
8	36	Drivex School	ESP	<b>Christian Hahn</b>	BRA	Bronze	Lucas Auer	AUT	Gold	Mercedes AMG GT3	PROAM	3	270.0	31	269.3	27	269.3	30	267.9	17	267.9	21	268.9
9	51	Luzich Racing	USA	Alessandro Pier Guidi	ITA	Platinum	<b>Mikkel Mac</b>	DNK	Gold	Ferrari 488 GT3	PRO	5	270.0	27	267.3	22	267.3	30	266.6	6	266.6	23	267.5
10	66	Vincenzo Sospiri Racing	ITA	Giulio Borlenghi	BRA	Bronze	<b>Andrzej Lewandowski</b>	POL	Bronze	Lamborghini Huracan GT3	AM	2	269.3	7	268.6	6	268.6	8	268.6	9	267.9	15	268.6
11	96	Optimum Motorsport	GBR	<b>Bradley Ellis</b>	GBR	Silver	Oliver Wilkinson	GBR	Bronze	Audi R8 LMS	PROAM	4	269.3	18	268.6	7	268.6	17	268.6	19	268.6	20	268.7
12	33	Rinaldi Racing	DEU	Christian Hook	DEU	Bronze	<b>Dominik Schwager</b>	DEU	Gold	Ferrari 488 GT3	PROAM	5	268.6	7	267.9	6	266.6	8	266.6	20	266.0	4	267.1
13	91	Target Racing	ITA	Stefano Costantini	ITA	Bronze				Lamborghini Huracan GT3	AM	3	268.6	7	267.9	6	267.9	22	267.9	24	267.9	28	268.1
14	333	Rinaldi Racing	DEU	Rinat Salikhov	RUS	Bronze	<b>David Perel</b>	ZAF	Silver	Ferrari 488 GT3	PROAM	6	268.6	18	267.9	19	267.3	10	267.3	16	266.6	8	267.5
15	11	RS Racing	ITA	Daniele Di Amato	ITA	Silver	<b>Andrea Montermini</b>	ITA	Gold	Ferrari 488 GT3	PRO	6	267.9	26	267.9	30	267.3	2	267.3	3	267.3	28	267.5
16	27	Daiko Lazarus Racing	ITA	<b>Fabrizio Crestani</b>	ITA	Silver	Miguel Ramos	PRT	Bronze	Lamborghini Huracan GT3	PROAM	7	267.9	30	267.9	31	267.9	36	267.3	22	266.6	21	267.5
17	63	Imperiale Racing	ITA	Giovanni Venturini	ITA	Gold	<b>Jeroen Mul</b>	NLD	Silver	Lamborghini Huracan GT3	PRO	7	267.9	6	267.9	21	267.9	24	267.3	4	267.3	8	267.7
18	90	Target Racing	ITA	Alberto Di Folco	ITA	Silver	<b>Adrian Zaugg</b>	CHE	Silver	Lamborghini Huracan GT3	PRO	8	267.9	5	267.9	6	266.6	3	266.0	2	266.0	4	266.9
19	12	Ombra Racing	ITA	Andrea Rizzoli	ITA	Silver	<b>Damiano Fioravanti</b>	ITA	Silver	Lamborghini Huracan GT3	PRO	9	267.3	20	267.3	21	267.3	22	267.3	23	266.6	7	267.1
20	19	Imperiale Racing	ITA	<b>Jiatong Liang</b>	CHN	Bronze	Raffaele Giammaria	ITA	Gold	Lamborghini Huracan GT3	PROAM	8	267.3	26	266.6	7	266.6	23	266.6	24	266.0	8	266.6
21	25	Imperiale Racing	ITA	Riccardo Agostini	ITA	Gold	<b>Rik Breukers</b>	NLD	Silver	Lamborghini Huracan GT3	PRO	10	267.3	16	267.3	17	266.6	10	266.6	22	266.6	23	266.9
22	77	Olimp Racing	POL	Marcin Jedlinski	POL	Bronze	<b>Mateusz Lisowski</b>	POL	Silver	Audi R8 LMS	PROAM	9	266.6	4	266.6	8	266.6	10	266.6	23	266.0	3	266.5
23	5	Olimp Racing	POL	Stanislaw Jedlinski	POL	Bronze	<b>Malgorzata Rdest</b>	POL	Bronze	Audi R8 LMS	AM	4	266.0	6	266.0	8	265.3	5	264.7	17	264.0	9	265.2
24	52	Luzich Racing	USA	<b>Marco Cioci</b>	ITA	Gold	Matt Griffin	IRL	Gold	Ferrari 488 GT3	PRO	11	266.0	16	264.7	3	264.7	6	264.7	9	264.7	10	264.9
25	84	Winward Racing / HTP	USA	Russell Ward	USA	Silver	<b>Indy Dontje</b>	NLD	Silver	Mercedes AMG GT3	PRO	12	266.0	5	265.3	17	265.3	19	265.3	20	265.3	36	265.4
26	16	Drivex School	ESP	Marcelo Hahn	BRA	Bronze	<b>Allam Khodair</b>	BRA	Gold	Mercedes AMG GT3	PROAM	10	265.3	16	265.3	18	265.3	20	264.7	17	264.7	19	265.0
27	20	SPS Automotive Performance	DEU	Valentin Pierburg	DEU	Bronze	<b>Tom Onslow-Cole</b>	GBR	Gold	Mercedes AMG GT3	PROAM	11	265.3	18	264.7	17	263.4	30	262.7	7	262.7	16	263.8
28	71	Luzich Racing	USA	<b>Alexander West</b>	SWE	Bronze	Michele Rugolo	ITA	Gold	Ferrari 488 GT3	PROAM	12	265.3	17	264.7	21	264.7	36	264.0	18	264.0	24	264.5
29	111	Porteiro Motorsport	ESP	<b>Charles Finelli</b>	USA	Bronze	Phillippe Denes	USA	Bronze	Mercedes AMG GT3	AM	5	265.3	17	264.7	29	264.0	19	264.0	30	263.4	27	264.3
30	99	Sports and You	PRT	<b>Manuel Da Costa</b>	PRT	Bronze	Miguel Sardinha	PRT	Bronze	Mercedes AMG GT3	AM	6	264.7	6	264.0	2	264.0	7	264.0	19	263.4	5	264.0



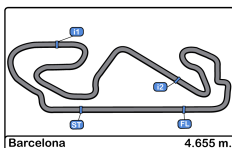


Circuit de Barcelona  
 International GT Open  
 Race - 1  
 Fastest Laps Sequence



Lap	Time of Day	Session Time	Nº	Entrant/Team	Nat	Driver 1	Nat	Status	Driver 2	Nat	Status	Vehicle	Cat	Time	Km/h
2	15:43:04.632	3:32.632	20	SPS Automotive Performance	DEU	Valentin Pierburg	DEU	Bronze	<u>Tom Onslow-Cole</u>	GBR	Gold	Mercedes AMG GT3	PROAM	1:45.395	159.0
5	15:48:20.692	8:48.692	20	SPS Automotive Performance	DEU	Valentin Pierburg	DEU	Bronze	<u>Tom Onslow-Cole</u>	GBR	Gold	Mercedes AMG GT3	PROAM	1:45.153	159.3





# Circuito de Barcelona

## International GT Open

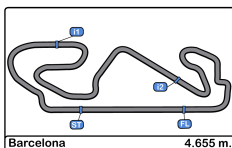
### Race - 1

#### Event Best Maximum Speed



Nº	Entrant/Team	Nat	Driver 1	Nat	Status	Driver 2	Nat	Status	Vehicle	Cat	Km/h	Session
3	RACE / BMW Team Teo Martín	ESP	Lourenço Beirão da Veiga	PRT	Silver	Juan Cruz Álvarez	ARG	Silver	BMW M6 GT3	PRO	272.0	Qualifying - 1 Driver - 1
7	RACE / BMW Team Teo Martín	ESP	Márcio Basso	BRA	Bronze	Guilherme Salas	BRA	Bronze	BMW M6 GT3	AM	272.0	Race - 1
17	Senkyr Motorsport	CZE	Richard Gonda	SVK	Silver	Mikkel Jensen	DNK	Silver	BMW M6 GT3	PRO	272.0	Race - 1
6	Vincenzo Sospiri Racing	ITA	Kang Ling	CHN	Silver	Philip Keen	GBR	Gold	Lamborghini Huracan GT3	PRO	271.3	Free Practice - 2
47	RACE / BMW Team Teo Martín	ESP	Fran Rueda	ESP	Silver	Andrés Saravia	GTM	Silver	BMW M6 GT3	PRO	271.3	Race - 1
72	Lechner Racing	AUT	Mario Plachutta	AUT	Bronze	Thomas Jäger	DEU	Gold	Mercedes AMG GT3	PROAM	271.3	Race - 1
27	Daiko Lazarus Racing	ITA	Fabrizio Crestani	ITA	Silver	Miguel Ramos	PRT	Bronze	Lamborghini Huracan GT3	PROAM	270.6	Free Practice - 1
28	Daiko Lazarus Racing	ITA	Toby Sowery	GBR	Silver	Giuseppe Cipriani	ITA	Bronze	Lamborghini Huracan GT3	PROAM	270.6	Free Practice - 1
51	Luzich Racing	USA	Alessandro Pier Guidi	ITA	Platinum	Mikkel Mac	DNK	Gold	Ferrari 488 GT3	PRO	270.0	Race - 1
36	Drivex School	ESP	Christian Hahn	BRA	Bronze	Lucas Auer	AUT	Gold	Mercedes AMG GT3	PROAM	270.0	Race - 1
66	Vincenzo Sospiri Racing	ITA	Giulio Borlenghi	BRA	Bronze	Andrzej Lewandowski	POL	Bronze	Lamborghini Huracan GT3	AM	269.3	Free Practice - 1
33	Rinaldi Racing	DEU	Christian Hook	DEU	Bronze	Dominik Schwager	DEU	Gold	Ferrari 488 GT3	PROAM	269.3	Free Practice - 2
96	Optimum Motorsport	GBR	Bradley Ellis	GBR	Silver	Oliver Wilkinson	GBR	Bronze	Audi R8 LMS	PROAM	269.3	Race - 1
12	Ombra Racing	ITA	Andrea Rizzoli	ITA	Silver	Damiano Fioravanti	ITA	Silver	Lamborghini Huracan GT3	PRO	268.6	Qualifying - 1 Driver - 1
91	Target Racing	ITA	Stefano Costantini	ITA	Bronze				Lamborghini Huracan GT3	AM	268.6	Race - 1
333	Rinaldi Racing	DEU	Rinat Salikhov	RUS	Bronze	David Perel	ZAF	Silver	Ferrari 488 GT3	PROAM	268.6	Race - 1
11	RS Racing	ITA	Daniele Di Amato	ITA	Silver	Andrea Montermini	ITA	Gold	Ferrari 488 GT3	PRO	267.9	Free Practice - 1
90	Target Racing	ITA	Alberto Di Folco	ITA	Silver	Adrian Zaugg	CHE	Silver	Lamborghini Huracan GT3	PRO	267.9	Race - 1
63	Imperiale Racing	ITA	Giovanni Venturini	ITA	Gold	Jeroen Mul	NLD	Silver	Lamborghini Huracan GT3	PRO	267.9	Race - 1
52	Luzich Racing	USA	Marco Cioci	ITA	Gold	Matt Griffin	IRL	Gold	Ferrari 488 GT3	PRO	267.3	Free Practice - 1
20	SPS Automotive Performance	DEU	Valentin Pierburg	DEU	Bronze	Tom Onslow-Cole	GBR	Gold	Mercedes AMG GT3	PROAM	267.3	Free Practice - 2
71	Luzich Racing	USA	Alexander West	SWE	Bronze	Michele Rugolo	ITA	Gold	Ferrari 488 GT3	PROAM	267.3	Free Practice - 2
77	Olimp Racing	POL	Marcin Jedlinski	POL	Bronze	Mateusz Lisowski	POL	Silver	Audi R8 LMS	PROAM	267.3	Qualifying - 1 Driver - 1
25	Imperiale Racing	ITA	Riccardo Agostini	ITA	Gold	Rik Breukers	NLD	Silver	Lamborghini Huracan GT3	PRO	267.3	Race - 1
19	Imperiale Racing	ITA	Jiatong Liang	CHN	Bronze	Raffaele Giammaria	ITA	Gold	Lamborghini Huracan GT3	PROAM	267.3	Race - 1
16	Drivex School	ESP	Marcelo Hahn	BRA	Bronze	Allam Khodair	BRA	Gold	Mercedes AMG GT3	PROAM	266.0	Free Practice - 1
84	Winward Racing / HTP	USA	Russell Ward	USA	Silver	Indy Dontje	NLD	Silver	Mercedes AMG GT3	PRO	266.0	Free Practice - 1
5	Olimp Racing	POL	Stanislaw Jedlinski	POL	Bronze	Malgorzata Rdest	POL	Bronze	Audi R8 LMS	AM	266.0	Race - 1
111	Porteiro Motorsport	ESP	Charles Finelli	USA	Bronze	Phillippe Denes	USA	Bronze	Mercedes AMG GT3	AM	265.3	Race - 1
99	Sports and You	PRT	Manuel Da Costa	PRT	Bronze	Miguel Sardinha	PRT	Bronze	Mercedes AMG GT3	AM	264.7	Free Practice - 2



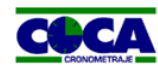


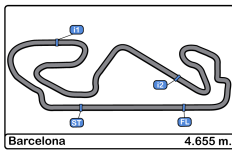
**Circuito de Barcelona**  
**International GT Open**  
**Race - 1**  
**Lap Chart**



**LAP**

Nr	Po	Grid	1	2	3	4	5	6	7	8	9	10	11	12	13	14	15	16	17	18	19	20	21	22	23	24	25	26	27	28	29	30	31	32	33	34	35	
20	1	20	20	20	20	20	20	20	20	20	20	20	20	20	20	20	20	20	20	77	16	16	20	25	25	25	25	25	25	25	25	25	25	25	25	25	25	
27	2	27	27	27	27	27	27	27	27	27	27	27	27	27	27	27	12	12	25	77	16	77	96	25	12	12	12	12	12	12	12	12	12	12	12	12	12	12
12	3	12	12	12	12	12	12	12	12	12	12	12	12	12	12	12	25	25	77	16	96	96	33	12	20	20	20	20	20	20	20	20	20	20	20	20	63	
25	4	25	25	25	25	25	25	25	25	25	25	25	25	25	25	77	77	16	25	17	33	84	16	16	16	333	333	333	63	63	63	63	63	63	63	63	20	
51	5	51	51	51	51	51	51	51	51	51	51	51	51	51	51	27	16	12	96	28	84	20	96	96	333	16	63	63	333	333	51	51	51	51	51	51	51	
77	6	77	77	77	77	77	77	77	77	77	77	77	77	77	77	16	96	96	333	33	17	25	333	333	11	63	16	51	51	51	333	333	333	333	333	333	17	
16	7	16	16	16	16	16	16	16	16	16	16	16	16	16	16	96	333	333	17	333	28	12	27	11	96	27	51	16	16	16	16	16	17	16	16	17	52	
17	8	17	96	96	96	96	96	96	96	96	96	96	96	96	96	96	333	17	17	28	84	99	333	11	27	63	51	27	27	27	17	17	52	17	17	52	333	
96	9	96	17	17	17	17	333	333	333	333	333	333	333	333	333	17	28	28	33	99	20	27	63	63	27	96	17	17	17	52	52	27	52	52	16	16		
63	10	63	333	333	333	333	17	17	17	17	63	63	63	63	63	17	28	33	33	84	20	25	11	33	33	51	77	52	52	27	27	72	27	27	27	27		
6	11	6	28	28	28	63	63	63	63	63	17	17	17	17	17	28	51	52	84	91	25	12	77	77	51	77	11	77	77	77	77	72	11	72	72	72		
333	12	333	63	63	63	28	28	28	28	28	28	28	28	28	28	33	33	84	91	99	12	333	63	51	77	17	17	11	11	11	11	11	11	36	11	11	11	
84	13	84	52	52	52	33	33	33	33	33	33	33	33	33	33	52	52	91	52	5	27	27	28	28	17	33	52	72	72	72	72	36	16	36	36	47		
33	14	33	33	33	33	52	52	52	52	52	52	52	52	52	11	84	99	99	12	11	11	52	17	52	52	33	33	36	36	36	33	33	33	33	47	33		
28	15	28	11	11	11	11	11	11	11	11	11	11	11	11	11	84	91	5	5	27	52	52	51	52	28	28	72	36	33	33	33	47	47	47	6	6		
47	16	47	47	47	47	47	47	47	47	47	47	47	47	47	47	63	11	66	27	11	63	63	17	6	6	72	36	28	6	6	47	6	6	6	3	3		
52	17	52	84	84	84	84	84	84	84	84	84	84	84	84	84	91	99	27	11	52	51	51	6	72	72	36	28	6	28	47	6	3	3	3	36	19		
11	18	11	90	90	90	90	90	90	90	90	90	90	36	36	36	19	5	11	63	63	6	6	72	3	36	6	6	47	47	3	3	19	19	19	19	84		
91	19	91	36	36	36	36	36	36	36	36	36	36	91	91	91	47	66	6	51	51	3	3	3	36	3	3	3	3	3	19	19	84	84	84	84	84	91	
90	20	90	91	91	91	91	91	91	91	91	91	91	71	71	71	99	19	63	6	6	72	72	36	84	84	84	84	19	19	28	28	91	91	91	91	91	7	
36	21	36	71	71	71	71	71	71	71	71	71	71	19	19	19	36	7	3	3	3	36	36	91	19	19	19	19	19	84	84	84	84	7	7	7	7	7	71
3	22	3	3	3	3	19	19	19	19	19	19	19	6	6	6	5	72	51	36	36	91	91	19	47	47	47	47	91	91	91	91	71	71	71	71	71	66	
71	23	71	19	19	19	3	3	3	3	3	6	6	3	3	3	66	6	36	72	72	19	19	47	91	91	91	91	7	7	7	7	66	66	66	66	66	96	
99	24	99	99	99	99	99	99	99	99	6	6	3	3	99	99	99	71	3	72	19	19	47	47	99	7	7	7	7	96	71	71	71	96	96	96	96	96	99
19	25	19	5	5	5	6	6	6	99	99	99	99	5	5	5	72	63	19	47	47	7	7	7	99	99	71	71	71	96	96	96	99	99	99	99	99	99	111
5	26	5	72	72	6	5	5	5	5	5	5	5	66	66	66	7	36	47	7	7	66	66	71	71	71	99	66	66	66	66	66	111	111	111	111	111	28	
72	27	72	7	66	66	66	66	66	66	66	66	66	72	72	72	6	47	7	66	66	71	71	66	66	66	66	99	99	99	99	99	28	28	28	28	28	5	
7	28	7	66	6	72	72	72	72	72	72	72	72	7	7	7	3	71	71	71	71	5	5	5	5	5	5	5	111	111	111	111	111	5	5	5	5	5	
66	29	66	111	7	7	7	7	7	7	7	7	7	111	111	111	111	111	111	111	111	111	111	111	111	111	111	111	5	5	5	5	5	5	5	5	5		



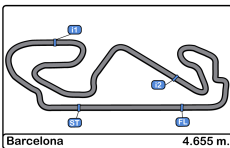


**Circuit de Barcelona**  
**International GT Open**  
**Race - 1**  
**Lap Chart**



LA		
Nr	Po	36
20	1	25
27	2	12
12	3	63
25	4	20
51	5	17
77	6	51
16	7	52
17	8	333
96	9	16
63	10	27
6	11	72
333	12	11
84	13	47
33	14	6
28	15	3
47	16	33
52	17	19
11	18	84
91	19	91
90	20	7
36	21	71
3	22	66
71	23	96
99	24	99
19	25	
5	26	
72	27	
7	28	
66	29	





Circuit de Barcelona  
 International GT Open  
 Race - 1  
 Lap Chart

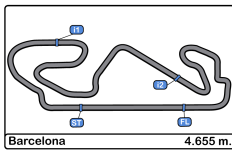


LAP

Nr	Po	Grid	1	2	3	4	5	6	7	8	9	10	11	12	13	14	15	16	17	18	19	20	21	22	23	24	25	26	27	28	29	30	31	32	33	34	35
111	30	111	6	111	111	111	111	111	111	111	111	111	111	111	111	111	111	111	111	111	111	111	111	111	111	111	111	111	111	111	111	111	111	111	111	111	







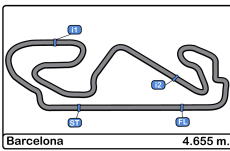
Circuit de Barcelona  
 International GT Open  
 Race - 1  
 Lap Chart



**LA**

Nr	Po	36
111	<b>30</b>	

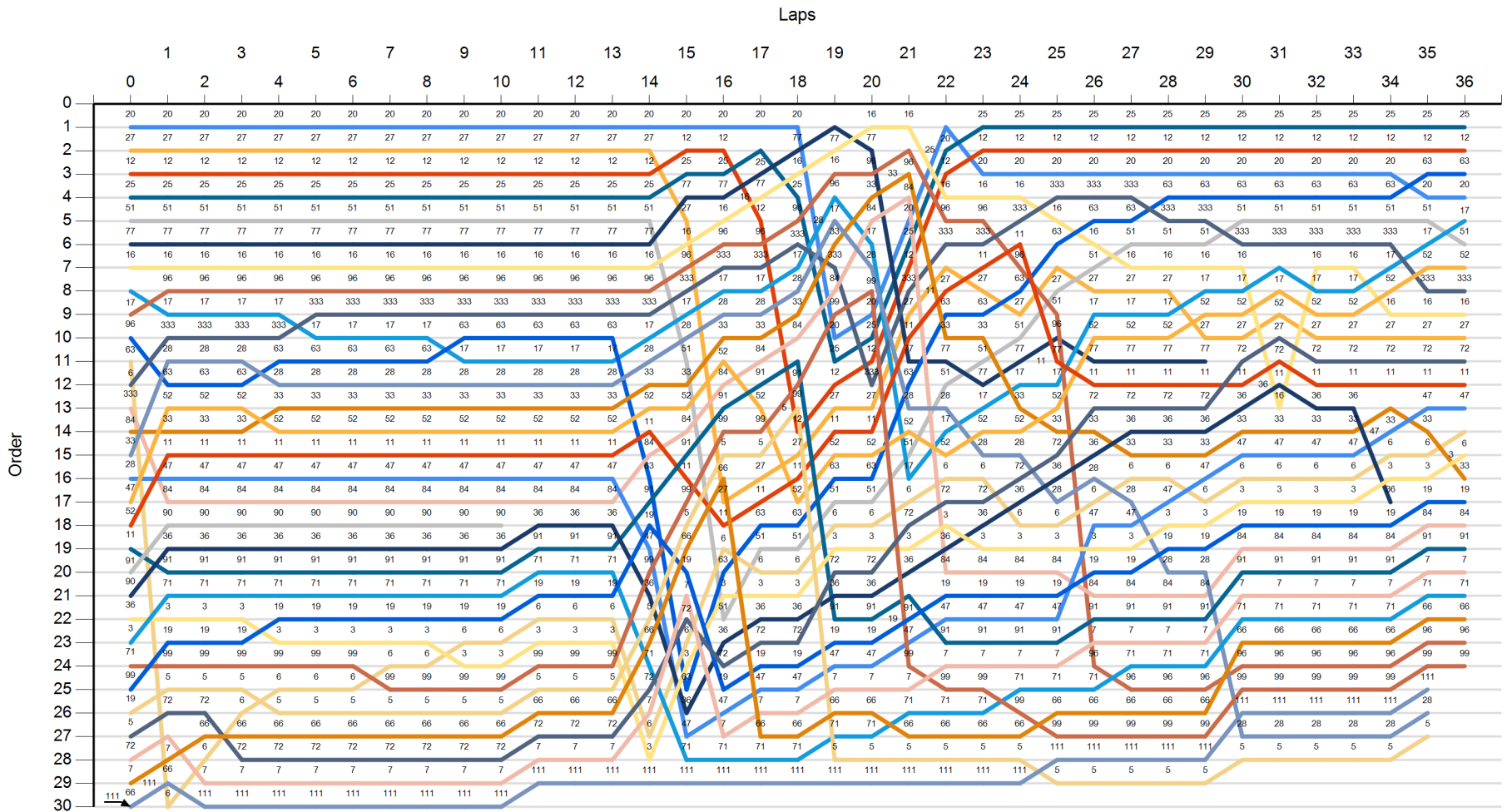


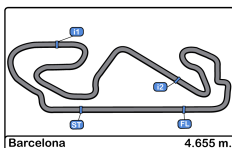


**Circuito de Barcelona**  
**International GT Open**  
**Race - 1**  
**Graphic Lap Chart**



- 20
- 27
- 12
- 25
- 51
- 77
- 16
- 17
- 96
- 63
- 6
- 333
- 84
- 33
- 28
- 47
- 52
- 11
- 91
- 90
- 36
- 3
- 71
- 99
- 19
- 5
- 72
- 7
- 66
- 111



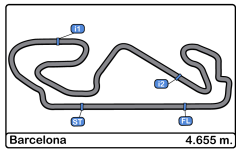


**Circuito de Barcelona**  
**International GT Open**  
**Race - 1**  
**Pit Stop Analysis**

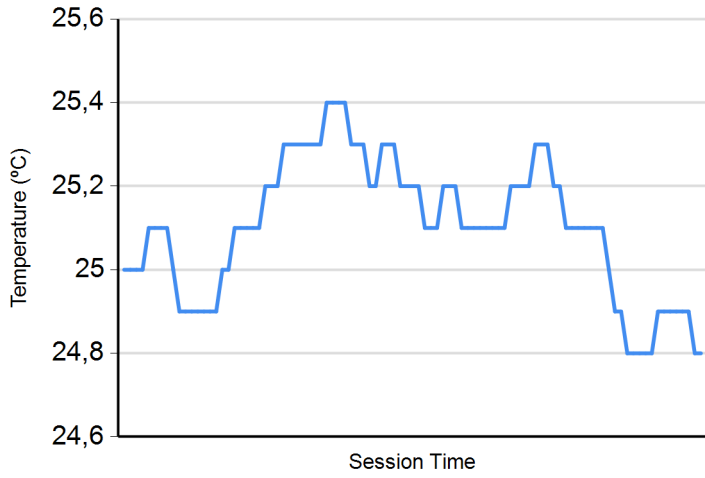


Nr.	In Day Time	Entrant/Team	Nat	Driver 1	Nat	Status	Driver 2	Nat	Status	Vehicle	Cat	In Time	Stop N°	Pit Time	Handicap	Penalty
63	16:07:54.428	Imperiale Racing	ITA	Giovanni Venturini	ITA	Gold	<u>Jeroen Mul</u>	NLD	Silver	Lamborghini Huracan GT3	PRO	28:22.375	1	1:25.286	1:25	
47	16:07:57.414	RACE / BMW Team Teo Martín	ESP	Fran Rueda	ESP	Silver	<u>Andrés Saravia</u>	GTM	Silver	BMW M6 GT3	PRO	28:25.360	1	1:36.000	1:35	
36	16:07:58.140	Drivex School	ESP	<u>Christian Hahn</u>	BRA	Bronze	Lucas Auer	AUT	Gold	Mercedes AMG GT3	PROAM	28:26.087	1	1:22.162	1:20	
71	16:07:59.974	Luzich Racing	USA	<u>Alexander West</u>	SWE	Bronze	Michele Rugolo	ITA	Gold	Ferrari 488 GT3	PROAM	28:27.920	1	1:53.744	1:10	
6	16:08:00.912	Vincenzo Sospiri Racing	ITA	Kang Ling	CHN	Silver	<u>Philip Keen</u>	GBR	Gold	Lamborghini Huracan GT3	PRO	28:28.859	1	1:12.754	1:10	
3	16:08:02.047	RACE / BMW Team Teo Martín	ESP	<u>Lourenço Beirão da</u>	PRT	Silver	Juan Cruz Álvarez	ARG	Silver	BMW M6 GT3	PRO	28:29.994	1	1:12.342	1:10	
27	16:09:36.672	Daiko Lazarus Racing	ITA	<u>Fabrizio Crestani</u>	ITA	Silver	Miguel Ramos	PRT	Bronze	Lamborghini Huracan GT3	PROAM	30:04.619	1	1:16.782	1:15	
51	16:09:39.970	Luzich Racing	USA	Alessandro Pier Guidi	ITA	Platinum	<u>Mikkel Mac</u>	DNK	Gold	Ferrari 488 GT3	PRO	30:07.916	1	1:27.886	1:25	
11	16:09:45.267	RS Racing	ITA	Daniele Di Amato	ITA	Silver	<u>Andrea Montermini</u>	ITA	Gold	Ferrari 488 GT3	PRO	30:13.214	1	1:13.469	1:10	
19	16:09:50.378	Imperiale Racing	ITA	<u>Jiatong Liang</u>	CHN	Bronze	Raffaele Giammaria	ITA	Gold	Lamborghini Huracan GT3	PROAM	30:18.325	1	1:25.218	1:25	
7	16:09:59.357	RACE / BMW Team Teo Martín	ESP	<u>Márcio Basso</u>	BRA	Bronze	Guilherme Salas	BRA	Bronze	BMW M6 GT3	AM	30:27.303	1	1:31.718	1:30	
72	16:10:00.035	Lechner Racing	AUT	<u>Mario Plachutta</u>	AUT	Bronze	Thomas Jäger	DEU	Gold	Mercedes AMG GT3	PROAM	30:27.982	1	1:13.101	1:10	
111	16:10:08.807	Porteiro Motorsport	ESP	<u>Charles Finelli</u>	USA	Bronze	Phillippe Denes	USA	Bronze	Mercedes AMG GT3	AM	30:36.754	1	1:15.646	1:10	
66	16:11:44.486	Vincenzo Sospiri Racing	ITA	Giulio Borlenghi	BRA	Bronze	<u>Andrzej Lewandowski</u>	POL	Bronze	Lamborghini Huracan GT3	AM	32:12.433	1	1:43.078	1:20	
12	16:13:12.263	Ombra Racing	ITA	Andrea Rizzoli	ITA	Silver	<u>Damiano Fioravanti</u>	ITA	Silver	Lamborghini Huracan GT3	PRO	33:40.209	1	1:11.259	1:10	
52	16:13:23.165	Luzich Racing	USA	<u>Marco Cioci</u>	ITA	Gold	Matt Griffin	IRL	Gold	Ferrari 488 GT3	PRO	33:51.112	1	1:11.792	1:10	
20	16:14:54.807	SPS Automotive Performance	DEU	Valentin Pierburg	DEU	Bronze	<u>Tom Onslow-Cole</u>	GBR	Gold	Mercedes AMG GT3	PROAM	35:22.754	1	1:10.692	1:10	
25	16:14:58.601	Imperiale Racing	ITA	Riccardo Agostini	ITA	Gold	<u>Rik Breukers</u>	NLD	Silver	Lamborghini Huracan GT3	PRO	35:26.548	1	1:10.160	1:10	
91	16:15:11.676	Target Racing	ITA	Stefano Costantini	ITA	Bronze				Lamborghini Huracan GT3	AM	35:39.623	1	1:21.201	1:20	
5	16:15:23.513	Olimp Racing	POL	Stanislaw Jedlinski	POL	Bronze	<u>Malgorzata Rdest</u>	POL	Bronze	Audi R8 LMS	AM	35:51.459	1	2:03.174	1:10	
333	16:16:51.182	Rinaldi Racing	DEU	Rinat Salikhov	RUS	Bronze	<u>David Perel</u>	ZAF	Silver	Ferrari 488 GT3	PROAM	37:19.129	1	1:10.709	1:10	
77	16:18:32.233	Olimp Racing	POL	Marcin Jedlinski	POL	Bronze	<u>Mateusz Lisowski</u>	POL	Silver	Audi R8 LMS	PROAM	39:00.179	1	1:22.746	1:10	
17	16:18:38.684	Senkyr Motorsport	CZE	<u>Richard Gonda</u>	SVK	Silver	Mikkel Jensen	DNK	Silver	BMW M6 GT3	PRO	39:06.631	1	1:22.046	1:20	
28	16:18:39.505	Daiko Lazarus Racing	ITA	<u>Toby Sowery</u>	GBR	Silver	Giuseppe Cipriani	ITA	Bronze	Lamborghini Huracan GT3	PROAM	39:07.452	1	1:13.282	1:10	
99	16:19:02.095	Sports and You	PRT	<u>Manuel Da Costa</u>	PRT	Bronze	Miguel Sardinha	PRT	Bronze	Mercedes AMG GT3	AM	39:30.042	1	1:20.713	1:15	
16	16:20:22.598	Drivex School	ESP	Marcelo Hahn	BRA	Bronze	<u>Allam Khodair</u>	BRA	Gold	Mercedes AMG GT3	PROAM	40:50.545	1	1:12.162	1:10	
96	16:20:24.711	Optimum Motorsport	GBR	<u>Bradley Ellis</u>	GBR	Silver	Oliver Wilkinson	GBR	Bronze	Audi R8 LMS	PROAM	40:52.657	1	1:11.260	1:10	
33	16:20:28.472	Rinaldi Racing	DEU	Christian Hook	DEU	Bronze	<u>Dominik Schwager</u>	DEU	Gold	Ferrari 488 GT3	PROAM	40:56.419	1	1:12.703	1:10	
84	16:20:29.323	Winward Racing / HTP	USA	Russell Ward	USA	Silver	<u>Indy Dontje</u>	NLD	Silver	Mercedes AMG GT3	PRO	40:57.269	1	1:23.212	1:20	
96	16:28:57.682	Optimum Motorsport	GBR	<u>Bradley Ellis</u>	GBR	Silver	Oliver Wilkinson	GBR	Bronze	Audi R8 LMS	PROAM	49:25.629	2	33.669	1:10	-36.331

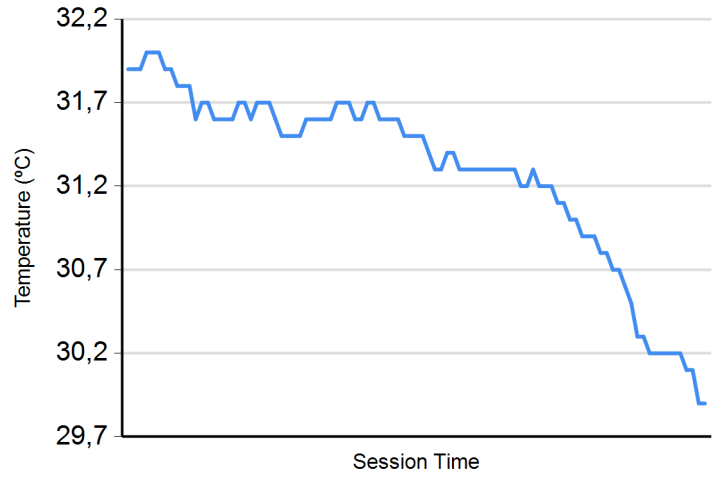




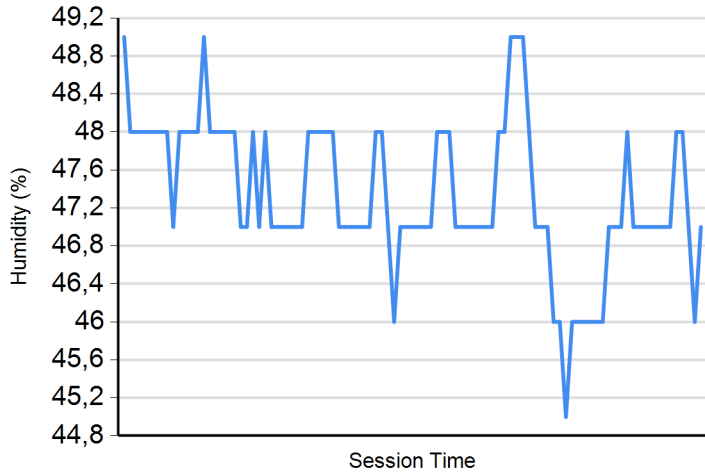
**Air Temperature**



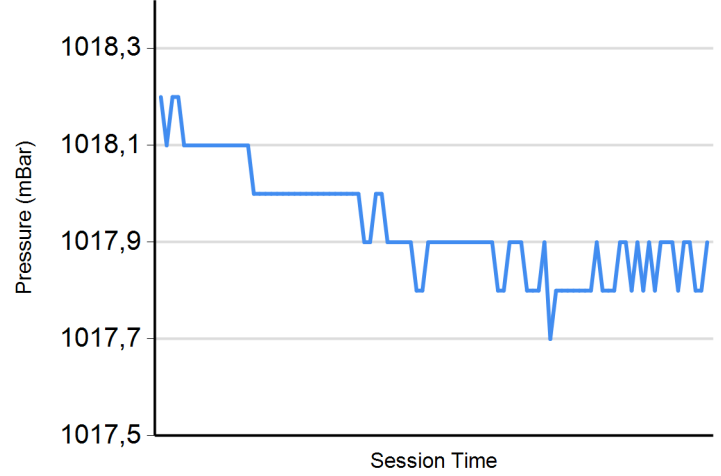
**Track Temperature**



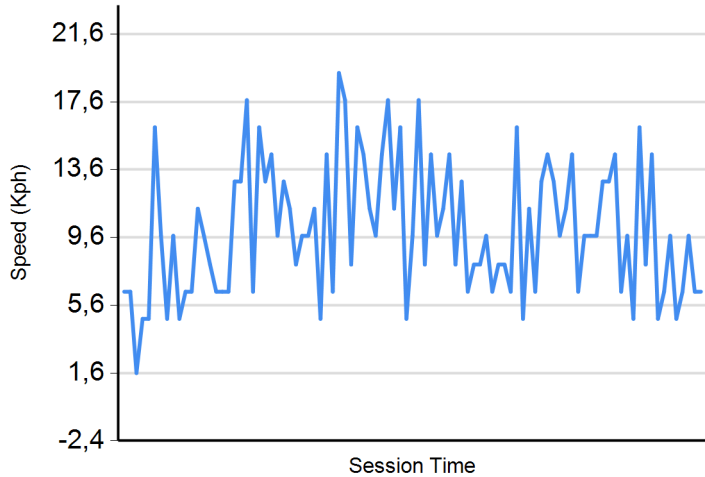
**Humidity**



**Pressure**



**Wind Speed**



**Wind direction**

North = 0°/360° Est = 90° South = 180° West = 270°

