

Circuito de Barcelona
International GT Open
Free Practice - 2
Provisional Results



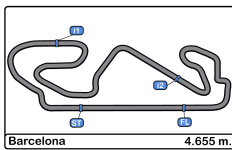
Cls	Nº	Entrant/Team	Nat	Driver 1	Nat	Driver 2	Nat	Vehicle	Cat	Cls	Laps	Best	Time	Gap	Interval	Km/h		
1	72	Lechner Racing	AUT	Mario Plachutta	AUT	Bronze	Thomas Jäger	DEU	Gold	Mercedes AMG GT3	PROAM	1	23	20	1:45.395		159.0	
2	17	Senkyr Motorsport	CZE	Richard Gonda	SVK	Silver	Mikkel Jensen	DNK	Silver	BMW M6 GT3	PRO	1	18	17	1:45.492	0.097	0.097	158.8
3	20	SPS Automotive Performance	DEU	Valentin Pierburg	DEU	Bronze	Tom Onslow-Cole	GBR	Gold	Mercedes AMG GT3	PROAM	2	24	15	1:45.585	0.190	0.093	158.7
4	63	Imperiale Racing	ITA	Giovanni Venturini	ITA	Gold	Jeroen Mul	NLD	Silver	Lamborghini Huracan GT3	PRO	2	22	14	1:45.600	0.205	0.015	158.6
5	84	Winward Racing / HTP	USA	Russell Ward	USA	Silver	Indy Dontje	NLD	Silver	Mercedes AMG GT3	PRO	3	25	5	1:45.821	0.426	0.221	158.3
6	71	Luzich Racing	USA	Alexander West	SWE	Bronze	Damiano Rugolo	ITA	Gold	Ferrari 488 GT3	PROAM	3	24	14	1:45.869	0.474	0.048	158.2
7	12	Ombra Racing	ITA	Andrea Rizzoli	ITA	Silver	Michele Fioravanti	ITA	Silver	Lamborghini Huracan GT3	PRO	4	22	20	1:45.938	0.543	0.069	158.1
8	333	Rinaldi Racing	DEU	Rinat Salikhov	RUS	Bronze	David Perel	ZAF	Silver	Ferrari 488 GT3	PROAM	4	24	7	1:45.950	0.555	0.012	158.1
9	36	Drivex School	ESP	Christian Hahn	BRA	Bronze	Lucas Auer	AUT	Gold	Mercedes AMG GT3	PROAM	5	23	14	1:45.990	0.595	0.040	158.1
10	96	Optimum Motorsport	GBR	Bradley Ellis	GBR	Silver	Oliver Wilkinson	GBR	Bronze	Audi R8 LMS	PROAM	6	23	21	1:46.021	0.626	0.031	158.0
11	77	Olimp Racing	POL	Marcin Jedlinski	POL	Bronze	Mateusz Lisowski	POL	Silver	Audi R8 LMS	PROAM	7	25	15	1:46.138	0.743	0.117	157.8
12	27	Daiko Lazarus Racing	ITA	Fabrizio Crestani	ITA	Silver	Miguel Ramos	PRT	Bronze	Lamborghini Huracan GT3	PROAM	8	22	20	1:46.144	0.749	0.006	157.8
13	25	Imperiale Racing	ITA	Riccardo Agostini	ITA	Gold	Rik Breukers	NLD	Silver	Lamborghini Huracan GT3	PRO	5	23	4	1:46.176	0.781	0.032	157.8
14	6	Vincenzo Sospiri Racing	ITA	Kang Ling	CHN	Silver	Philip Keen	GBR	Gold	Lamborghini Huracan GT3	PRO	6	24	5	1:46.205	0.810	0.029	157.7
15	16	Drivex School	ESP	Marcelo Hahn	BRA	Bronze	Allam Khodair	BRA	Gold	Mercedes AMG GT3	PROAM	9	23	12	1:46.264	0.869	0.059	157.7
16	7	RACE / BMW Team Teo Martín	ESP	Márcio Basso	BRA	Bronze	Guilherme Salas	BRA	Bronze	BMW M6 GT3	AM	1	22	14	1:46.271	0.876	0.007	157.6
17	11	RS Racing	ITA	Daniele Di Amato	ITA	Silver	Andrea Montermini	ITA	Gold	Ferrari 488 GT3	PRO	7	23	22	1:46.309	0.914	0.038	157.6
18	47	RACE / BMW Team Teo Martín	ESP	Fran Rueda	ESP	Silver	Andrés Saravia	GTM	Silver	BMW M6 GT3	PRO	8	23	2	1:46.412	1.017	0.103	157.4
19	111	Porteiro Motorsport	ESP	Charles Finelli	USA	Bronze	Phillippe Denes	USA	Bronze	Mercedes AMG GT3	AM	2	23	14	1:46.582	1.187	0.170	157.2
20	51	Luzich Racing	USA	Alessandro Pier Guidi	ITA	Platinum	Mikkel Mac	DNK	Gold	Ferrari 488 GT3	PRO	9	23	7	1:46.631	1.236	0.049	157.1
21	19	Imperiale Racing	ITA	Jiatong Liang	CHN	Bronze	Raffaele Giammaria	ITA	Gold	Lamborghini Huracan GT3	PROAM	10	24	6	1:46.663	1.268	0.032	157.1
22	33	Rinaldi Racing	DEU	Christian Hook	DEU	Bronze	Dominik Schwager	DEU	Gold	Ferrari 488 GT3	PROAM	11	25	6	1:46.698	1.303	0.035	157.0
23	52	Luzich Racing	USA	Marco Cioci	ITA	Gold	Matt Griffin	IRL	Gold	Ferrari 488 GT3	PRO	10	24	16	1:46.813	1.418	0.115	156.8
24	90	Target Racing	ITA	Alberto Di Folco	ITA	Silver	Adrian Zaugg	CHE	Silver	Lamborghini Huracan GT3	PRO	11	15	5	1:46.960	1.565	0.147	156.6
25	3	RACE / BMW Team Teo Martín	ESP	Lourenço Beirão da Veiga	PRT	Silver	Juan Cruz Álvarez	ARG	Silver	BMW M6 GT3	PRO	12	22	10	1:47.086	1.691	0.126	156.4
26	91	Target Racing	ITA	Stefano Costantini	ITA	Bronze	Christoph Lenz	CHE	Bronze	Lamborghini Huracan GT3	AM	3	24	6	1:47.321	1.926	0.235	156.1
27	5	Olimp Racing	POL	Stanislaw Jedlinski	POL	Bronze	Malgorzata Rdest	POL	Bronze	Audi R8 LMS	AM	4	24	15	1:47.341	1.946	0.020	156.1
28	99	Sports and You	PRT	Manuel Da Costa	PRT	Bronze	Miguel Sardinha	PRT	Bronze	Mercedes AMG GT3	AM	5	23	16	1:48.000	2.605	0.659	155.1
29	66	Vincenzo Sospiri Racing	ITA	Giulio Borlenghi	BRA	Bronze	Andrzej Lewandowski	POL	Bronze	Lamborghini Huracan GT3	AM	6	12	11	1:48.116	2.721	0.116	155.0

Published at:.....

Track Temp: 25.1 °C Air Temp: 22.7 °C Humidity: 63 % Track Status: DRY

Stewards:	Race Director:	Timekeeper:
------------------	-----------------------	--------------------






Circuito de Barcelona
International GT Open
Free Practice - 2
Provisional Results by Class



Cls	Nº	Entrant/Team	Nat	Driver 1	Nat	Status	Driver 2	Nat	Status	Vehicle	Cat	Cls	Laps	Best	Time	Gap	Interval	Km/h	
PRO																			
1	17	Senkyr Motorsport	CZE	Richard Gonda	SVK	Silver	Mikkel Jensen	DNK	Silver	BMW M6 GT3	PRO	1	18	17	1:45.492			158.8	
2	63	Imperiale Racing	ITA	Giovanni Venturini	ITA	Gold	Jeroen Mul	NLD	Silver	Lamborghini Huracan GT3	PRO	2	22	14	1:45.600	0.108	0.108	158.6	
3	84	Winward Racing / HTP	USA	Russell Ward	USA	Silver	Indy Dontje	NLD	Silver	Mercedes AMG GT3	PRO	3	25	5	1:45.821	0.329	0.221	158.3	
4	12	Ombra Racing	ITA	Andrea Rizzoli	ITA	Silver	Damiano Fioravanti	ITA	Silver	Lamborghini Huracan GT3	PRO	4	22	20	1:45.938	0.446	0.117	158.1	
5	25	Imperiale Racing	ITA	Riccardo Agostini	ITA	Gold	Rik Breukers	NLD	Silver	Lamborghini Huracan GT3	PRO	5	23	4	1:46.176	0.684	0.238	157.8	
6	6	Vincenzo Sospiri Racing	ITA	Kang Ling	CHN	Silver	Philip Keen	GBR	Gold	Lamborghini Huracan GT3	PRO	6	24	5	1:46.205	0.713	0.029	157.7	
7	11	RS Racing	ITA	Daniele Di Amato	ITA	Silver	Andrea Montermini	ITA	Gold	Ferrari 488 GT3	PRO	7	23	22	1:46.309	0.817	0.104	157.6	
8	47	RACE / BMW Team Teo Martín	ESP	Fran Rueda	ESP	Silver	Andrés Saravia	GTM	Silver	BMW M6 GT3	PRO	8	23	2	1:46.412	0.920	0.103	157.4	
9	51	Luzich Racing	USA	Alessandro Pier Guidi	ITA	Platinum	Mikkel Mac	DNK	Gold	Ferrari 488 GT3	PRO	9	23	7	1:46.631	1.139	0.219	157.1	
10	52	Luzich Racing	USA	Marco Cioci	ITA	Gold	Matt Griffin	IRL	Gold	Ferrari 488 GT3	PRO	10	24	16	1:46.813	1.321	0.182	156.8	
11	90	Target Racing	ITA	Alberto Di Folco	ITA	Silver	Adrian Zaugg	CHE	Silver	Lamborghini Huracan GT3	PRO	11	15	5	1:46.960	1.468	0.147	156.6	
12	3	RACE / BMW Team Teo Martín	ESP	Lourenço Beirão da Veiga	PRT	Silver	Juan Cruz Álvarez	ARG	Silver	BMW M6 GT3	PRO	12	22	10	1:47.086	1.594	0.126	156.4	
PROAM																			
1	72	Lechner Racing	AUT	Mario Plachutta	AUT	Bronze	Thomas Jäger	DEU	Gold	Mercedes AMG GT3	PROAM	1	23	20	1:45.395			159.0	
2	20	SPS Automotive Performance	DEU	Valentin Pierburg	DEU	Bronze	Tom Onslow-Cole	GBR	Gold	Mercedes AMG GT3	PROAM	2	24	15	1:45.585	0.190	0.190	158.7	
3	71	Luzich Racing	USA	Alexander West	SWE	Bronze	Michele Rugolo	ITA	Gold	Ferrari 488 GT3	PROAM	3	24	14	1:45.869	0.474	0.284	158.2	
4	333	Rinaldi Racing	DEU	Rinat Salikhov	RUS	Bronze	David Perel	ZAF	Silver	Ferrari 488 GT3	PROAM	4	24	7	1:45.950	0.555	0.081	158.1	
5	36	Drivex School	ESP	Christian Hahn	BRA	Bronze	Lucas Auer	AUT	Gold	Mercedes AMG GT3	PROAM	5	23	14	1:45.990	0.595	0.040	158.1	
6	96	Optimum Motorsport	GBR	Bradley Ellis	GBR	Silver	Oliver Wilkinson	GBR	Bronze	Audi R8 LMS	PROAM	6	23	21	1:46.021	0.626	0.031	158.0	
7	77	Olimp Racing	POL	Marcin Jedlinski	POL	Bronze	Mateusz Lisowski	POL	Silver	Audi R8 LMS	PROAM	7	25	15	1:46.138	0.743	0.117	157.8	
8	27	Daiko Lazarus Racing	ITA	Fabrizio Crestani	ITA	Silver	Miguel Ramos	PRT	Bronze	Lamborghini Huracan GT3	PROAM	8	22	20	1:46.144	0.749	0.006	157.8	
9	16	Drivex School	ESP	Marcelo Hahn	BRA	Bronze	Allam Khodair	BRA	Gold	Mercedes AMG GT3	PROAM	9	23	12	1:46.264	0.869	0.120	157.7	
10	19	Imperiale Racing	ITA	Jiatong Liang	CHN	Bronze	Raffaele Giammaria	ITA	Gold	Lamborghini Huracan GT3	PROAM	10	24	6	1:46.663	1.268	0.399	157.1	
11	33	Rinaldi Racing	DEU	Christian Hook	DEU	Bronze	Dominik Schwager	DEU	Gold	Ferrari 488 GT3	PROAM	11	25	6	1:46.698	1.303	0.035	157.0	
AM																			
1	7	RACE / BMW Team Teo Martín	ESP	Márcio Basso	BRA	Bronze	Guilherme Salas	BRA	Bronze	BMW M6 GT3	AM	1	22	14	1:46.271			157.6	
2	111	Porteiro Motorsport	ESP	Charles Finelli	USA	Bronze	Phillippe Denes	USA	Bronze	Mercedes AMG GT3	AM	2	23	14	1:46.582	0.311	0.311	157.2	
3	91	Target Racing	ITA	Stefano Costantini	ITA	Bronze	Christoph Lenz	CHE	Bronze	Lamborghini Huracan GT3	AM	3	24	6	1:47.321	1.050	0.739	156.1	
4	5	Olimp Racing	POL	Stanislaw Jedlinski	POL	Bronze	Malgorzata Rdest	POL	Bronze	Audi R8 LMS	AM	4	24	15	1:47.341	1.070	0.020	156.1	
5	99	Sports and You	PRT	Manuel Da Costa	PRT	Bronze	Miguel Sardinha	PRT	Bronze	Mercedes AMG GT3	AM	5	23	16	1:48.000	1.729	0.659	155.1	
6	66	Vincenzo Sospiri Racing	ITA	Giulio Borlenghi	BRA	Bronze	Andrzej Lewandowski	POL	Bronze	Lamborghini Huracan GT3	AM	6	12	11	1:48.116	1.845	0.116	155.0	

Published at:.....

Track Temp: 25.1 °C Air Temp: 22.7 °C Humidity: 63 % Track Status: DRY

Stewards:	Race Director:	Timekeeper: 
------------------	-----------------------	--





Circuit de Barcelona
International GT Open
Free Practice - 2
Lap Analysis



3							6								
1 Lourenço Beirão da Veiga							1 Kang Ling								
BMW M6 GT3							Lamborghini Huracan GT3								
PRO							PRO								
2 Juan Cruz Álvarez							2 Philip Keen								
RACE / BMW Team Teo Martín							Vincenzo Sospiri Racing								
Lap	D	Time	Sector 1	Sector 2	Sector 3	T. Spd	Elapsed	Lap	D	Time	Sector 1	Sector 2	Sector 3	T. Spd	Elapsed
1		15:05:52.127	15:04:34.659	41.766	35.702	186.8	15:05:52.127	1		15:05:16.808	15:03:57.439	42.952	36.417	189.4	15:05:16.808
2		1:47.621	30.222	41.885	35.514	266.6	15:07:39.748	2		1:46.842	30.487	41.466	34.889	265.3	15:07:03.650
3		1:47.275	30.143	41.632	35.500	267.3	15:09:27.023	3		1:46.771	30.260	41.696	34.815	266.6	15:08:50.421
4		1:47.306	30.024	41.749	35.533	267.3	15:11:14.329	4		1:46.570	29.995	41.391	35.184	269.3	15:10:36.991
5		1:52.857 P	30.086	42.370	40.401	266.6	15:13:07.186	5		1:46.205	29.769	41.300	35.136	267.9	15:12:23.196
6		3:03.388 P	1:39.244	42.248	41.896	189.1	15:16:10.574	6		1:50.529 P	29.920	41.227	39.382	265.3	15:14:13.725
7		3:28.276	2:09.284	41.854	37.138	184.6	15:19:38.850	7		5:14.834	3:49.019	42.472	43.343	193.2	15:19:28.559
8		1:47.442	30.158	41.916	35.368	267.3	15:21:26.292	8		1:46.506	30.131	41.312	35.063	267.3	15:21:15.065
9		1:47.520	30.068	41.844	35.608	267.9	15:23:13.812	9		1:50.951 P	30.086	41.331	39.534	266.6	15:23:06.016
10		1:47.086	29.976	41.746	35.364	267.9	15:25:00.898	10		3:22.165 P	1:57.925	41.406	42.834	194.5	15:26:28.181
11		1:58.880 P	29.959	41.519	47.402	268.6	15:26:59.778	11		6:24.066	5:03.485	42.316	38.265	190.8	15:32:52.247
12		7:12.406	5:52.578	43.479	36.349	192.1	15:34:12.184	12		1:47.498	30.255	41.709	35.534	266.0	15:34:39.745
13		1:47.478	30.235	41.758	35.485	267.3	15:35:59.662	13		1:47.594	30.034	41.966	35.594	265.3	15:36:27.339
14		1:51.821	32.951	42.699	36.171	267.9	15:37:51.483	14		1:47.021	30.083	41.639	35.299	265.3	15:38:14.360
15		1:56.546 P	30.174	41.757	44.615	267.3	15:39:48.029	15		1:47.040	30.122	41.683	35.235	266.6	15:40:01.400
16		5:07.642	3:40.018	47.504	40.120	192.5	15:44:55.671	16		1:48.697	30.311	41.957	36.429	271.3	15:41:50.097
17		1:49.317	30.161	42.101	37.055	267.3	15:46:44.988	17		2:01.650 P	30.116	41.664	49.870	266.0	15:43:51.747
18		1:47.288	30.069	41.515	35.704	267.3	15:48:32.276	18		4:46.993	3:28.745	41.860	36.388	188.4	15:48:38.740
19		1:54.622	30.306	47.516	36.800	269.3	15:50:26.898	19		1:52.702	30.181	41.808	40.713	266.0	15:50:31.442
20		1:47.388	30.173	41.695	35.520	267.3	15:52:14.286	20		1:46.961	30.121	41.492	35.348	267.9	15:52:18.403
21		1:55.909 P	30.774	43.818	41.317	262.7	15:54:10.195	21		1:49.519	29.955	41.612	37.952	266.6	15:54:07.922
22		3:07.456 P	1:39.185	45.098	43.173	194.2	15:57:17.651	22		1:46.453	30.039	41.425	34.989	266.0	15:55:54.375
								23		1:46.852	29.937	41.517	35.398	267.9	15:57:41.227
								24		2:09.720 P	33.879	47.890	47.951	269.3	15:59:50.947
5							7								
1 Stanislaw Jedlinski							1 Márcio Basso								
Audi R8 LMS							BMW M6 GT3								
AM							AM								
2 Malgorzata Rdest							2 Guilherme Salas								
Olimp Racing							RACE / BMW Team Teo Martín								
Lap	D	Time	Sector 1	Sector 2	Sector 3	T. Spd	Elapsed	Lap	D	Time	Sector 1	Sector 2	Sector 3	T. Spd	Elapsed
1		15:05:29.366	15:04:02.166	46.198	41.002	167.9	15:05:29.366	1		15:05:17.963	15:03:45.985	51.189	40.789	176.1	15:05:17.963
2		1:53.756	32.043	44.359	37.354	258.3	15:07:23.122	2		1:54.763	31.794	44.318	38.651	260.8	15:07:12.726
3		1:50.967	31.223	43.497	36.247	261.5	15:09:14.089	3		1:52.306	31.245	43.716	37.345	262.7	15:09:05.032
4		1:49.681	30.864	42.881	35.936	262.7	15:11:03.770	4		1:52.323	31.241	43.210	37.872	263.4	15:10:57.355
5		1:49.603	30.732	42.954	35.917	263.4	15:12:53.373	5		1:51.143	31.054	43.097	36.992	265.3	15:12:48.498
6		1:48.978	30.662	42.548	35.768	263.4	15:14:42.351	6		1:51.480	31.206	42.945	37.329	263.4	15:14:39.978
7		1:49.845	30.618	42.409	36.818	264.0	15:16:32.196	7		1:51.900	31.381	43.104	37.415	262.7	15:16:31.878
8		1:49.928	31.347	42.840	35.741	264.0	15:18:22.124	8		2:03.653	34.241	47.394	42.018	263.4	15:18:35.531
9		1:48.330	30.567	42.373	35.390	262.7	15:20:10.454	9		1:52.197	31.182	43.217	37.798	262.7	15:20:27.728
10		1:48.207	30.571	42.242	35.394	263.4	15:21:58.661	10		1:58.729 P	31.804	43.626	43.299	265.3	15:22:26.457
11		1:59.810 P	32.249	43.552	44.009	263.4	15:23:58.471	11		4:57.249 P	3:24.908	47.468	44.873	158.8	15:27:23.706
12		8:38.602	7:15.897	45.679	37.026	179.4	15:32:37.073	12		5:37.255	4:14.167	45.110	37.978	193.8	15:33:00.961
13		1:48.581	30.511	42.609	35.461	262.1	15:34:25.654	13		1:46.879	30.163	41.653	35.063	264.0	15:34:47.840
14		1:47.569	30.232	42.031	35.306	264.7	15:36:13.223	14		1:46.271	29.786	41.215	35.270	266.6	15:36:34.111
15		1:47.341	30.132	41.905	35.304	264.7	15:38:00.564	15		1:57.326	29.839	45.351	42.136	266.0	15:38:31.437
16		1:56.445 P	30.557	43.780	42.108	264.0	15:39:57.009	16		1:51.923 P	29.814	41.018	41.091	266.6	15:40:23.360
17		4:52.230	3:26.441	45.424	40.365	183.3	15:44:49.239	17		6:16.132	4:49.836	47.658	38.638	179.4	15:46:39.492
18		2:01.462	32.165	47.025	42.272	260.2	15:46:50.701	18		2:00.368	32.388	48.297	39.683	262.7	15:48:39.860
19		2:03.238	34.189	47.891	41.158	252.3	15:48:53.939	19		1:53.188	31.977	43.833	37.378	262.1	15:50:33.048
20		2:01.612	33.968	47.104	40.540	255.9	15:50:55.551	20		1:51.136	30.977	43.172	36.987	264.7	15:52:24.184
21		2:03.144	33.950	47.856	41.338	256.5	15:52:58.695	21		1:51.676	30.903	42.990	37.783	264.0	15:54:15.860
22		2:02.672	33.475	47.107	42.090	257.1	15:55:01.367	22		9:05.230 P	30.614	43.027	7:51.589	266.6	16:03:21.090
23		2:07.596	33.181	49.440	44.975	257.7	15:57:08.963								
24		2:28.848 P	34.718	54.416	59.714	250.5	15:59:37.811								





Circuit de Barcelona
International GT Open
Free Practice - 2
Lap Analysis



11							16								
1 Daniele Di Amato			Ferrari 488 GT3				1 Marcelo Hahn			Mercedes AMG GT3					
PRO			2 Andrea Montermini				RS Racing			PROAM					
2 Allam Khodair			Drivex School												
Lap	D	Time	Sector 1	Sector 2	Sector 3	T. Spd	Elapsed	Lap	D	Time	Sector 1	Sector 2	Sector 3	T. Spd	Elapsed
1		15:05:00.935	15:03:36.778	46.468	37.689	183.0	15:05:00.935	1		15:08:24.741	15:07:06.405	42.727	35.609	189.1	15:08:24.741
2		1:48.109	30.428	41.972	35.709	262.7	15:06:49.044	2		1:49.532	30.595	43.095	35.842	262.1	15:10:14.273
3		1:47.065	29.999	41.703	35.363	264.7	15:08:36.109	3		1:47.321	30.163	41.633	35.525	264.7	15:12:01.594
4		2:03.925	30.040	52.602	41.283	265.3	15:10:40.034	4		1:53.268 P	30.056	41.812	41.400	264.7	15:13:54.862
5		1:47.625	30.296	41.859	35.470	265.3	15:12:27.659	5		5:16.289	3:57.913	42.788	35.588	187.5	15:19:11.151
6		1:46.966	29.966	41.615	35.385	264.7	15:14:14.625	6		1:47.126	30.066	41.773	35.287	262.7	15:20:58.277
7		1:51.830 P	30.246	42.274	39.310	264.0	15:16:06.455	7		1:46.847	30.110	41.529	35.208	263.4	15:22:45.124
8		5:55.600	4:37.389	42.185	36.026	193.5	15:22:02.055	8		1:46.615	30.055	41.505	35.055	262.7	15:24:31.739
9		1:48.360	30.464	42.046	35.850	264.0	15:23:50.415	9		2:16.541 P	33.973	51.689	50.879	263.4	15:26:48.280
10		1:47.546	30.126	41.876	35.544	264.7	15:25:37.961	10		5:58.025	4:36.030	42.519	39.476	192.8	15:32:46.305
11		2:13.943 P	30.056	49.905	53.982	265.3	15:27:51.904	11		1:47.259	30.239	41.612	35.408	263.4	15:34:33.564
12		5:45.807	4:28.203	42.078	35.526	185.2	15:33:37.711	12		1:46.264	29.905	41.174	35.185	264.0	15:36:19.828
13		1:47.059	30.343	41.684	35.032	262.7	15:35:24.770	13		1:49.301	29.979	41.187	38.135	264.7	15:38:09.129
14		1:46.579	30.031	41.491	35.057	263.4	15:37:11.349	14		1:53.561 P	30.107	41.623	41.831	264.0	15:40:02.690
15		1:46.449	29.989	41.444	35.016	263.4	15:38:57.798	15		3:34.451	2:14.450	43.353	36.648	189.1	15:43:37.141
16		1:50.974 P	30.066	41.933	38.975	264.7	15:40:48.772	16		1:50.126	30.933	42.623	36.570	262.7	15:45:27.267
17		3:58.479	2:40.868	41.875	35.736	193.8	15:44:47.251	17		1:49.796	30.866	42.466	36.464	263.4	15:47:17.063
18		1:49.698	30.113	41.559	38.026	264.0	15:46:36.949	18		1:48.895	30.638	42.130	36.127	264.0	15:49:05.958
19		1:46.762	30.004	41.782	34.976	264.0	15:48:23.711	19		1:50.088	30.672	42.571	36.845	263.4	15:50:56.046
20		1:51.972 P	30.240	41.844	39.888	264.0	15:50:15.683	20		1:49.437	30.922	42.392	36.123	262.7	15:52:45.483
21		3:15.411	1:57.794	41.759	35.858	194.5	15:53:31.094	21		1:48.633	30.507	42.007	36.119	263.4	15:54:34.116
22		1:46.309	29.920	41.446	34.943	264.0	15:55:17.403	22		1:48.530	30.387	42.073	36.070	264.0	15:56:22.646
23		1:56.015 P	29.864	41.183	44.968	266.0	15:57:13.418	23		1:54.552 P	30.496	42.032	42.024	263.4	15:58:17.198

12							17								
1 Andrea Rizzoli			Lamborghini Huracan GT3				1 Richard Gonda			BMW M6 GT3					
PRO			2 Damiano Fioravanti				Ombra Racing			PRO					
2 Mikkel Jensen			Senkyr Motorsport												
Lap	D	Time	Sector 1	Sector 2	Sector 3	T. Spd	Elapsed	Lap	D	Time	Sector 1	Sector 2	Sector 3	T. Spd	Elapsed
1		15:05:26.762	15:04:04.410	44.138	38.214	187.5	15:05:26.762	1		15:06:15.864	15:04:56.056	42.388	37.420	189.1	15:06:15.864
2		1:53.567	30.555	42.120	40.892	262.7	15:07:20.329	2		1:48.349	30.654	42.001	35.694	263.4	15:08:04.213
3		1:48.366	30.353	42.159	35.854	264.7	15:09:08.695	3		1:47.729	30.188	41.864	35.677	266.0	15:09:51.942
4		1:47.663	30.015	41.854	35.794	266.6	15:10:56.358	4		1:47.793	30.227	41.844	35.722	264.7	15:11:39.735
5		1:47.486	30.079	41.838	35.569	266.6	15:12:43.844	5		1:51.388 P	30.185	41.833	39.370	264.0	15:13:31.123
6		1:47.335	29.917	42.018	35.400	266.6	15:14:31.179	6		3:19.432	1:59.712	42.899	36.821	192.1	15:16:50.555
7		1:47.338	30.067	41.821	35.450	265.3	15:16:18.517	7		1:48.933	30.255	42.035	36.643	263.4	15:18:39.488
8		1:54.380 P	29.939	42.272	42.169	265.3	15:18:12.897	8		1:48.470	30.433	41.925	36.112	264.7	15:20:27.958
9		3:52.436	2:33.755	42.940	35.741	193.2	15:22:05.333	9		1:52.463 P	30.657	42.225	39.581	267.9	15:22:20.421
10		1:47.668	30.388	41.778	35.502	266.0	15:23:53.001	10		4:10.710 P	2:38.757	43.988	47.965	187.8	15:26:31.131
11		1:48.484	30.119	42.127	36.238	266.6	15:25:41.485	11		6:32.960	5:10.271	44.339	38.350	189.8	15:33:04.091
12		14:18.756	12:54.734	46.501	37.521	175.8	15:40:00.241	12		1:47.968	30.300	41.964	35.704	264.0	15:34:52.059
13		1:54.052	31.835	43.669	38.548	261.5	15:41:54.293	13		1:47.473	30.083	41.760	35.630	264.7	15:36:39.532
14		1:46.554	29.966	41.224	35.364	265.3	15:43:40.847	14		1:47.618	30.107	41.728	35.783	266.6	15:38:27.150
15		1:48.066	29.876	41.369	36.821	266.6	15:45:28.913	15		1:51.198 P	30.233	41.827	39.138	267.3	15:40:18.348
16		1:47.412	29.824	41.980	35.608	266.6	15:47:16.325	16		7:52.852	6:26.162	46.683	40.007	187.5	15:48:11.200
17		1:46.173	29.764	41.296	35.113	267.3	15:49:02.498	17		1:45.492	29.770	40.984	34.738	266.6	15:49:56.692
18		1:51.975 P	29.811	42.054	40.110	267.9	15:50:54.473	18		2:02.004 P	30.015	46.102	45.887	267.9	15:51:58.696
19		3:20.474	2:01.839	42.160	36.475	184.9	15:54:14.947								
20		1:45.938	29.844	41.296	34.798	266.0	15:56:00.885								
21		1:46.321	29.710	41.363	35.248	266.6	15:57:47.206								
22		2:10.182 P	33.293	46.024	50.865	267.9	15:59:57.388								





Circuit de Barcelona
International GT Open
Free Practice - 2
Lap Analysis



19

1 Jiatong Liang
 Lamborghini Huracan GT3
 PROAM
 2 Raffaele Giammaria
 Imperiale Racing

25

1 Riccardo Agostini
 Lamborghini Huracan GT3
 PRO
 2 Rik Bruokers
 Imperiale Racing

Lap	D	Time	Sector 1	Sector 2	Sector 3	T. Spd	Elapsed
1		15:05:42.886	15:04:23.950	43.100	35.836	189.1	15:05:42.886
2		1:48.560	30.568	42.147	35.845	260.2	15:07:31.446
3		1:48.271	30.550	41.961	35.760	262.1	15:09:19.717
4		1:55.936 P	31.070	44.380	40.486	263.4	15:11:15.653
5		4:17.650	2:59.524	42.389	35.737	193.5	15:15:33.303
6		1:46.663	29.999	41.473	35.191	264.0	15:17:19.966
7		1:46.853	29.943	41.422	35.488	264.7	15:19:06.819
8		1:54.769	31.678	43.954	39.137	264.7	15:21:01.588
9		1:55.075 P	30.206	43.539	41.330	264.7	15:22:56.663
10		3:21.403	1:54.628	43.263	43.512	194.5	15:26:18.066
11		2:36.877 P	49.046	50.222	57.609	116.2	15:28:54.943
12		4:46.646	3:23.252	44.675	38.719	192.8	15:33:41.589
13		1:59.649	36.925	45.420	37.304	260.2	15:35:41.238
14		1:49.899	31.047	42.780	36.072	259.6	15:37:31.137
15		1:48.478	30.584	42.360	35.534	264.0	15:39:19.615
16		1:47.700	30.332	42.032	35.336	262.7	15:41:07.315
17		1:48.037	30.391	41.943	35.703	262.7	15:42:55.352
18		1:50.595	30.260	42.652	37.683	263.4	15:44:45.947
19		1:48.003	30.276	41.944	35.783	262.7	15:46:33.950
20		1:58.118 P	30.109	41.850	46.159	262.7	15:48:32.068
21		5:51.525	4:33.623	41.798	36.104	193.5	15:54:23.593
22		1:46.687	30.024	41.398	35.265	264.0	15:56:10.280
23		1:46.733	29.928	41.459	35.346	264.7	15:57:57.013
24		2:11.745 P	38.863	48.453	44.429	156.9	16:00:08.758

27

1 Fabrizio Crestani
 Lamborghini Huracan GT3
 PROAM
 2 Miguel Ramos
 Daiko Lazarus Racing

20

1 Valentin Pierburg
 Mercedes AMG GT3
 PROAM
 2 Tom Onslow-Cole
 SPS Automotive Performance

Lap	D	Time	Sector 1	Sector 2	Sector 3	T. Spd	Elapsed
1		15:05:50.673	15:04:29.890	42.370	38.413	186.8	15:05:50.673
2		1:53.036	32.840	42.076	38.120	261.5	15:07:43.709
3		1:47.284	29.987	41.468	35.829	264.0	15:09:30.993
4		1:46.792	30.106	41.398	35.288	264.0	15:11:17.785
5		1:52.235 P	30.014	41.530	40.691	263.4	15:13:10.020
6		4:38.314	3:16.998	41.783	39.533	184.9	15:17:48.334
7		1:48.337	30.151	41.445	36.741	262.7	15:19:36.671
8		1:46.894	30.313	41.380	35.201	264.0	15:21:23.565
9		1:46.815	29.979	41.624	35.212	265.3	15:23:10.380
10		1:46.669	30.070	41.280	35.319	264.7	15:24:57.049
11		2:01.343 P	30.007	41.250	50.086	267.3	15:26:58.392
12		6:47.636	5:26.229	42.309	39.098	192.5	15:33:46.028
13		1:46.141	30.003	41.079	35.059	263.4	15:35:32.169
14		1:45.693	29.893	40.915	34.885	264.7	15:37:17.862
15		1:45.585	29.733	40.898	34.954	264.7	15:39:03.447
16		1:52.240 P	29.854	41.145	41.241	264.7	15:40:55.687
17		4:09.999	2:44.668	42.033	43.298	160.2	15:45:05.686
18		1:46.388	29.943	41.178	35.267	264.0	15:46:52.074
19		1:47.745	30.971	41.257	35.517	265.3	15:48:39.819
20		1:53.847 P	30.284	41.664	41.899	261.5	15:50:33.666
21		3:10.063	1:51.151	42.357	36.555	192.5	15:53:43.729
22		1:48.818	30.444	42.409	35.965	260.8	15:55:32.547
23		1:48.203	30.341	42.017	35.845	263.4	15:57:20.750
24		2:18.186 P	30.370	50.927	56.889	264.0	15:59:38.936

Lap	D	Time	Sector 1	Sector 2	Sector 3	T. Spd	Elapsed
1		15:06:26.991	15:05:01.325	46.188	39.478	182.7	15:06:26.991
2		1:53.206	30.714	42.407	40.085	265.3	15:08:20.197
3		1:48.920	30.337	42.220	36.363	266.6	15:10:09.117
4		1:48.298	30.241	42.081	35.976	267.3	15:11:57.415
5		1:48.457	30.424	42.054	35.979	266.6	15:13:45.872
6		2:00.373 P	32.395	43.634	44.344	267.3	15:15:46.245
7		5:31.566	4:11.515	44.062	35.989	127.0	15:21:17.811
8		1:49.841	30.348	42.645	36.848	266.0	15:23:07.652
9		1:56.631	30.597	45.262	40.772	267.3	15:25:04.283
10		2:09.666 P	30.311	43.147	56.208	266.6	15:27:13.949
11		7:04.047	5:41.587	43.512	38.948	191.1	15:34:17.996
12		1:46.915	30.033	41.792	35.090	266.6	15:36:04.911
13		1:54.661 P	30.078	43.289	41.294	267.9	15:37:59.572
14		3:26.485	2:07.882	42.553	36.050	190.1	15:41:26.057
15		1:46.591	30.089	41.308	35.194	266.6	15:43:12.648
16		1:51.031	30.063	41.432	39.536	266.6	15:45:03.679
17		1:56.539 P	30.095	41.345	45.099	266.0	15:47:00.218
18		5:12.701	3:53.251	42.025	37.425	191.4	15:52:12.919
19		1:47.333	29.951	42.293	35.089	266.0	15:54:00.252
20		1:46.144	29.867	41.350	34.927	267.9	15:55:46.396
21		1:52.258	30.993	44.219	37.046	252.3	15:57:38.654
22		2:10.221 P	30.136	45.839	54.246	266.6	15:59:48.875





Circuit de Barcelona
International GT Open
Free Practice - 2
Lap Analysis



33

1 Christian Hook

Ferrari 488 GT3 **47**

1 Fran Rueda

BMW M6 GT3

PROAM

2 Dominik Schwager

Rinaldi Racing

PRO

2 Andrés Saravia

RACE / BMW Team Teo Martín

Lap	D	Time	Sector 1	Sector 2	Sector 3	T. Spd	Elapsed	Lap	D	Time	Sector 1	Sector 2	Sector 3	T. Spd	Elapsed
1		15:05:21.432	15:03:56.852	44.784	39.796	162.4	15:05:21.432	1		15:04:53.345	15:03:35.044	41.696	36.605	188.4	15:04:53.345
2		1:49.466	30.476	42.423	36.567	264.0	15:07:10.898	2		1:46.412	30.041	41.319	35.052	264.0	15:06:39.757
3		1:48.145	30.485	42.106	35.554	262.7	15:08:59.043	3		1:46.513	29.873	41.311	35.329	265.3	15:08:26.270
4		1:48.263	30.678	41.908	35.677	263.4	15:10:47.306	4		1:46.716	29.724	41.639	35.353	270.0	15:10:12.986
5		1:47.562	30.081	41.728	35.753	265.3	15:12:34.868	5		1:46.709	29.921	41.269	35.519	268.6	15:11:59.695
6		1:46.698	30.049	41.550	35.099	264.7	15:14:21.566	6		1:46.779	29.880	41.234	35.665	266.0	15:13:46.474
7		1:52.000 P	30.205	41.603	40.192	267.3	15:16:13.566	7		1:52.979 P	30.369	42.421	40.189	268.6	15:15:39.453
8		3:20.736	2:02.853	42.116	35.767	179.1	15:19:34.302	8		8:08.959	6:42.171	47.060	39.728	191.1	15:23:48.412
9		1:47.155	30.329	41.567	35.259	264.0	15:21:21.457	9		1:56.112	33.259	45.940	36.913	257.7	15:25:44.524
10		1:46.883	30.128	41.563	35.192	264.7	15:23:08.340	10		2:09.551 P	31.319	45.970	52.262	259.6	15:27:54.075
11		1:47.442	30.134	42.197	35.111	265.3	15:24:55.782	11		4:48.912 P	3:26.055	42.938	39.919	194.9	15:32:42.987
12		1:59.290 P	29.949	41.555	47.786	269.3	15:26:55.072	12		3:00.605 P	1:38.316	42.616	39.673	194.2	15:35:43.592
13		6:26.472	5:05.912	43.481	37.079	192.5	15:33:21.544	13		2:59.391	1:37.678	44.721	36.992	195.2	15:38:42.983
14		1:50.401	30.893	42.932	36.576	262.7	15:35:11.945	14		1:47.364	30.242	41.728	35.394	264.7	15:40:30.347
15		1:49.591	30.667	42.806	36.118	264.0	15:37:01.536	15		1:46.979	30.062	41.565	35.352	265.3	15:42:17.326
16		1:49.451	30.562	42.743	36.146	262.7	15:38:50.987	16		1:47.077	29.995	41.531	35.551	266.0	15:44:04.403
17		1:49.020	30.549	42.408	36.063	263.4	15:40:40.007	17		1:47.014	29.999	41.531	35.484	267.3	15:45:51.417
18		1:49.481	30.765	42.625	36.091	263.4	15:42:29.488	18		1:47.164	30.071	41.572	35.521	267.3	15:47:38.581
19		1:48.948	30.472	42.394	36.082	264.0	15:44:18.436	19		1:47.185	30.073	41.576	35.536	266.0	15:49:25.766
20		1:54.592 P	30.531	42.513	41.548	266.6	15:46:13.028	20		1:46.900	30.001	41.495	35.404	266.0	15:51:12.666
21		5:20.577	4:02.618	42.074	35.885	193.8	15:51:33.605	21		1:51.586 P	30.049	41.596	39.941	266.6	15:53:04.252
22		1:46.943	30.225	41.607	35.111	264.7	15:53:20.548	22		3:53.809	2:32.542	44.048	37.219	194.2	15:56:58.061
23		1:47.015	30.121	41.656	35.238	264.7	15:55:07.563	23		2:00.604 P	30.062	41.838	48.704	267.3	15:58:58.665
24		1:47.778	30.102	42.294	35.382	264.7	15:56:55.341								
25		2:00.670 P	30.052	42.983	47.635	264.7	15:58:56.011								

36

1 Christian Hahn

Mercedes AMG GT3

51

1 Alessandro Pier Guidi

Ferrari 488 GT3

PROAM

2 Lucas Auer

Drivex School

PRO

2 Mikkel Mac

Luzich Racing

Lap	D	Time	Sector 1	Sector 2	Sector 3	T. Spd	Elapsed	Lap	D	Time	Sector 1	Sector 2	Sector 3	T. Spd	Elapsed
1		15:06:17.973	15:04:54.154	46.697	37.122	141.3	15:06:17.973	1		15:06:09.544	15:04:51.690	42.362	35.492	142.4	15:06:09.544
2		1:49.287	31.392	42.264	35.631	258.9	15:08:07.260	2		1:46.919	30.276	41.387	35.256	262.1	15:07:56.463
3		1:47.584	30.491	41.892	35.201	264.7	15:09:54.844	3		1:47.283	30.130	41.862	35.291	264.0	15:09:43.746
4		2:10.658 P	36.542	50.485	43.631	204.1	15:12:05.502	4		1:48.118	30.740	42.001	35.377	264.7	15:11:31.864
5		5:19.423	3:54.240	47.820	37.363	139.5	15:17:24.925	5		1:51.817 P	30.071	41.842	39.904	264.7	15:13:23.681
6		1:52.119	31.572	43.895	36.652	240.0	15:19:17.044	6		5:51.746	4:34.537	41.880	35.329	165.8	15:19:15.427
7		1:48.168	30.507	42.064	35.597	261.5	15:21:05.212	7		1:46.631	29.999	41.360	35.272	264.7	15:21:02.058
8		2:00.391	35.945	46.191	38.255	192.1	15:23:05.603	8		1:47.276	30.265	41.683	35.328	266.0	15:22:49.334
9		1:46.105	30.103	41.328	34.674	263.4	15:24:51.708	9		1:47.039	30.175	41.720	35.144	264.0	15:24:36.373
10		1:57.266 P	29.858	41.695	45.713	266.0	15:26:48.974	10		1:59.183 P	30.855	42.507	45.821	266.0	15:26:35.556
11		5:55.446	4:33.616	42.687	39.143	196.0	15:32:44.420	11		5:50.837	4:33.161	42.182	35.494	187.5	15:32:26.393
12		1:46.445	30.123	41.502	34.820	264.7	15:34:30.865	12		1:47.106	30.400	41.518	35.188	263.4	15:34:13.499
13		1:46.144	29.955	41.263	34.926	266.0	15:36:17.009	13		1:46.927	30.085	41.541	35.301	265.3	15:36:00.426
14		1:45.990	29.908	41.171	34.911	266.0	15:38:02.999	14		1:51.518 P	30.237	41.907	39.374	266.0	15:37:51.944
15		1:50.818 P	30.007	41.809	39.002	267.3	15:39:53.817	15		7:31.807	6:12.746	42.561	36.500	191.4	15:45:23.751
16		3:39.782	2:09.845	50.384	39.553	155.3	15:43:33.599	16		1:48.109	30.299	41.772	36.038	262.1	15:47:11.860
17		1:57.794	30.529	42.432	44.833	263.4	15:45:31.393	17		1:47.193	30.215	41.612	35.366	262.7	15:48:59.053
18		1:47.647	30.553	41.575	35.519	264.0	15:47:19.040	18		1:47.817	30.312	41.762	35.743	264.0	15:50:46.870
19		1:47.848	30.296	41.535	36.017	266.6	15:49:06.888	19		1:46.816	30.147	41.452	35.217	264.0	15:52:33.686
20		1:48.502	30.454	42.050	35.998	266.6	15:50:55.390	20		1:47.268	30.106	41.739	35.423	264.7	15:54:20.954
21		1:47.241	30.263	41.662	35.316	263.4	15:52:42.631	21		1:47.866	29.949	42.204	35.713	266.0	15:56:08.820
22		1:47.014	30.222	41.530	35.262	265.3	15:54:29.645	22		1:49.776	30.007	41.949	37.820	265.3	15:57:58.596
23		2:13.994 P	29.978	48.813	55.203	267.9	15:56:43.639	23		2:11.815 P	39.284	47.282	45.249	161.9	16:00:10.411





Circuito de Barcelona
International GT Open
Free Practice - 2
Lap Analysis



52

1 Marco Cioci
 Ferrari 488 GT3
 PRO 2 Matt Griffin
 Luzich Racing

Lap	D	Time	Sector 1	Sector 2	Sector 3	T. Spd	Elapsed
1		15:06:23.699	15:05:03.199	42.686	37.814	190.4	15:06:23.699
2		1:47.331	30.213	41.752	35.366	264.0	15:08:11.030
3		1:47.327	30.292	41.629	35.406	264.7	15:09:58.357
4		1:46.917	30.157	41.530	35.230	265.3	15:11:45.274
5		1:46.889	29.942	41.533	35.414	265.3	15:13:32.163
6		1:47.050	30.112	41.549	35.389	264.7	15:15:19.213
7		1:47.027	29.947	41.664	35.416	264.7	15:17:06.240
8		1:52.532 P	29.965	41.628	40.939	266.0	15:18:58.772
9		3:56.717	2:35.441	41.797	39.479	135.8	15:22:55.489
10		1:46.856	30.156	41.610	35.090	262.7	15:24:42.345
11		1:58.232 P	29.937	41.430	46.865	265.3	15:26:40.577
12		5:52.812	4:34.573	42.823	35.416	190.1	15:32:33.389
13		1:47.681	30.324	41.807	35.550	264.0	15:34:21.070
14		1:47.478	30.274	41.748	35.456	266.0	15:36:08.548
15		1:47.172	30.207	41.567	35.398	265.3	15:37:55.720
16		1:46.813	30.013	41.508	35.292	265.3	15:39:42.533
17		1:55.974 P	30.205	42.807	42.962	266.0	15:41:38.507
18		4:17.046	2:59.243	41.910	35.893	193.8	15:45:55.553
19		1:48.528	30.074	42.962	35.492	265.3	15:47:44.081
20		1:47.067	30.028	41.718	35.321	264.7	15:49:31.148
21		1:47.212	30.114	41.577	35.521	265.3	15:51:18.360
22		1:47.062	30.074	41.627	35.361	265.3	15:53:05.422
23		1:55.332 P	30.089	43.308	41.935	264.7	15:55:00.754
24		3:14.370 P	1:48.728	41.794	43.848	194.5	15:58:15.124

63

1 Giovanni Venturini
 Lamborghini Huracan GT3
 PRO 2 Jeroen Mul
 Imperiale Racing

Lap	D	Time	Sector 1	Sector 2	Sector 3	T. Spd	Elapsed
1		15:05:59.600	15:04:38.344	42.349	38.907	190.4	15:05:59.600
2		1:49.174	30.204	41.386	37.584	262.7	15:07:48.774
3		1:46.426	29.995	41.298	35.133	263.4	15:09:35.200
4		1:54.598 P	30.014	42.695	41.889	266.0	15:11:29.798
5		3:45.223	2:24.147	41.384	39.692	189.1	15:15:15.021
6		1:46.473	30.190	41.253	35.030	262.7	15:17:01.494
7		1:47.367	29.898	41.356	36.113	264.7	15:18:48.861
8		1:46.913	30.113	41.332	35.468	264.7	15:20:35.774
9		1:57.452 P	30.740	43.746	42.966	266.0	15:22:33.226
10		3:16.920	1:57.618	42.115	37.187	193.5	15:25:50.146
11		2:05.078 P	30.261	42.314	52.503	264.7	15:27:55.224
12		4:54.627	3:30.581	41.865	42.181	195.2	15:32:49.851
13		1:46.193	29.933	41.223	35.037	263.4	15:34:36.044
14		1:45.600	29.828	40.902	34.870	266.0	15:36:21.644
15		1:45.988	29.885	41.154	34.949	266.6	15:38:07.632
16		1:52.886 P	29.892	41.315	41.679	264.7	15:40:00.518
17		7:23.013	6:06.374	41.343	35.296	194.9	15:47:23.531
18		1:45.992	29.887	41.068	35.037	265.3	15:49:09.523
19		1:52.683	29.975	41.346	41.362	265.3	15:51:02.206
20		1:48.168	30.108	41.781	36.279	264.7	15:52:50.374
21		1:46.073	29.791	41.004	35.278	264.7	15:54:36.447
22		1:54.513 P	29.663	41.363	43.487	266.6	15:56:30.960

66

1 Giulio Borlenghi
 Lamborghini Huracan GT3
 AM 2 Andrzej Lewandowski
 Vincenzo Sospiri Racing

Lap	D	Time	Sector 1	Sector 2	Sector 3	T. Spd	Elapsed
1		15:19:40.054	15:18:13.423	45.506	41.125	189.1	15:19:40.054
2		1:49.838	30.955	43.033	35.850	262.1	15:21:29.892
3		1:56.391	35.384	44.553	36.454	265.3	15:23:26.283
4		1:48.167	30.554	41.991	35.622	264.7	15:25:14.450
5		2:04.215 P	30.239	42.442	51.534	267.3	15:27:18.665
6		15:07.559	13:47.873	42.950	36.736	190.8	15:42:26.224
7		1:49.933	31.094	42.730	36.109	262.7	15:44:16.157
8		1:48.438	30.616	42.128	35.694	267.3	15:46:04.595
9		1:48.275	30.320	42.396	35.559	267.3	15:47:52.870
10		1:48.265	30.437	42.169	35.659	267.3	15:49:41.135
11		1:48.116	30.335	42.344	35.437	267.9	15:51:29.251
12		1:55.652 P	30.290	42.327	43.035	266.6	15:53:24.903

71

1 Alexander West
 Ferrari 488 GT3
 PROAM 2 Michele Rugolo
 Luzich Racing

Lap	D	Time	Sector 1	Sector 2	Sector 3	T. Spd	Elapsed
1		15:04:56.468	15:03:37.868	42.941	35.659	189.1	15:04:56.468
2		1:47.158	30.234	41.641	35.283	262.1	15:06:43.626
3		1:47.152	30.109	41.521	35.522	264.7	15:08:30.778
4		1:48.805	30.214	41.888	36.703	264.0	15:10:19.583
5		1:47.268	30.040	41.613	35.615	265.3	15:12:06.851
6		1:53.852 P	30.013	41.440	42.399	266.0	15:14:00.703
7		5:23.981	3:53.083	47.344	43.554	192.1	15:19:24.684
8		1:46.038	29.943	41.327	34.768	264.0	15:21:10.722
9		1:46.092	29.961	41.197	34.934	265.3	15:22:56.814
10		1:54.331 P	30.683	42.532	41.116	266.6	15:24:51.145
11		8:58.574	7:36.073	42.539	39.962	193.2	15:33:49.719
12		1:46.496	30.089	41.271	35.136	264.0	15:35:36.215
13		1:50.565	30.135	42.444	37.986	266.0	15:37:26.780
14		1:45.869	29.999	41.052	34.818	265.3	15:39:12.649
15		1:52.569 P	30.075	41.577	40.917	265.3	15:41:05.218
16		3:48.315	2:29.220	42.599	36.496	191.8	15:44:53.533
17		1:48.987	30.332	42.663	35.992	265.3	15:46:42.520
18		1:49.187	30.441	42.621	36.125	265.3	15:48:31.707
19		1:48.625	30.437	42.122	36.066	264.0	15:50:20.332
20		1:47.954	30.229	41.923	35.802	264.7	15:52:08.286
21		1:48.826	30.372	42.761	35.693	264.0	15:53:57.112
22		1:48.199	30.552	41.802	35.845	266.6	15:55:45.311
23		1:48.102	30.245	41.987	35.870	266.6	15:57:33.413
24		2:12.779 P	30.667	48.219	53.893	267.3	15:59:46.192





Circuit de Barcelona
International GT Open
Free Practice - 2
Lap Analysis



72

1 Mario Plachutta Mercedes AMG GT3
 PROAM 2 Thomas Jäger Lechner Racing

Lap	D	Time	Sector 1	Sector 2	Sector 3	T. Spd	Elapsed
1		15:05:09.225	15:03:46.763	45.931	36.531	190.4	15:05:09.225
2		1:50.420	31.145	43.014	36.261	261.5	15:06:59.645
3		1:49.060	30.975	42.267	35.818	262.7	15:08:48.705
4		1:53.342	33.276	43.229	36.837	200.3	15:10:42.047
5		1:57.745 P	30.904	42.394	44.447	264.7	15:12:39.792
6		4:02.459	2:42.625	43.426	36.408	186.2	15:16:42.251
7		1:50.397	31.217	42.625	36.555	262.7	15:18:32.648
8		1:56.397 P	31.458	42.744	42.195	262.1	15:20:29.045
9		3:10.715	1:51.141	42.997	36.577	189.8	15:23:39.760
10		1:50.011	30.958	42.587	36.466	261.5	15:25:29.771
11		2:20.391 P	30.859	56.195	53.337	262.7	15:27:50.162
12		5:16.880	3:57.252	43.002	36.626	194.2	15:33:07.042
13		1:49.626	30.894	42.351	36.381	261.5	15:34:56.668
14		1:49.220	30.834	42.362	36.024	263.4	15:36:45.888
15		1:48.068	30.641	41.807	35.620	263.4	15:38:33.956
16		1:53.445 P	30.517	42.006	40.922	264.7	15:40:27.401
17		3:26.440	2:08.502	42.221	35.717	193.2	15:43:53.841
18		1:46.078	30.049	41.112	34.917	264.0	15:45:39.919
19		1:45.493	29.762	40.984	34.747	266.0	15:47:25.412
20		1:45.395	29.689	40.775	34.931	266.0	15:49:10.807
21		1:52.957 P	30.651	42.038	40.268	267.3	15:51:03.764
22		4:11.889	2:54.394	41.612	35.883	194.5	15:55:15.653
23		1:55.184 P	29.758	41.034	44.392	265.3	15:57:10.837

77

1 Marcin Jedlinski Audi R8 LMS
 PROAM 2 Mateusz Lisowski Olimp Racing

Lap	D	Time	Sector 1	Sector 2	Sector 3	T. Spd	Elapsed
1		15:05:28.779	15:03:57.698	48.834	42.247	143.6	15:05:28.779
2		1:59.110	35.155	45.972	37.983	206.1	15:07:27.889
3		1:56.306	34.719	44.864	36.723	209.3	15:09:24.195
4		2:02.516	34.456	45.348	42.712	184.9	15:11:26.711
5		1:47.921	30.922	41.604	35.395	254.1	15:13:14.632
6		1:49.501	31.730	42.660	35.111	247.7	15:15:04.133
7		1:49.179	30.032	42.300	36.847	264.0	15:16:53.312
8		1:47.251	30.086	41.364	35.801	264.7	15:18:40.563
9		1:53.204	30.085	41.586	41.533	265.3	15:20:33.767
10		1:47.119	29.971	41.588	35.560	264.0	15:22:20.886
11		1:46.688	30.001	41.626	35.061	263.4	15:24:07.574
12		1:46.482	29.998	41.400	35.084	264.7	15:25:54.056
13		2:02.792 P	30.119	41.952	50.721	266.0	15:27:56.848
14		6:27.845	5:05.337	45.736	36.772	189.4	15:34:24.693
15		1:46.138	29.933	41.286	34.919	263.4	15:36:10.831
16		1:46.444	29.892	41.455	35.097	264.0	15:37:57.275
17		1:46.405	29.952	41.419	35.034	264.7	15:39:43.680
18		1:46.330	29.987	41.412	34.931	266.0	15:41:30.010
19		1:48.936	30.093	42.535	36.308	266.0	15:43:18.946
20		1:48.609	29.925	41.269	37.415	264.7	15:45:07.555
21		1:48.469	30.036	42.215	36.218	264.7	15:46:56.024
22		1:53.396 P	29.912	43.221	40.263	264.7	15:48:49.420
23		6:21.134	5:02.639	43.360	35.135	165.8	15:55:10.554
24		1:49.732	30.005	42.537	37.190	264.0	15:57:00.286
25		2:00.310 P	29.876	41.411	49.023	265.3	15:59:00.596

84

1 Russell Ward Mercedes AMG GT3
 PRO 2 Indy Dontje Winward Racing / HTP Motorsport

Lap	D	Time	Sector 1	Sector 2	Sector 3	T. Spd	Elapsed
1		15:06:11.998	15:04:52.960	43.090	35.948	143.8	15:06:11.998
2		1:47.225	30.537	41.699	34.989	260.8	15:07:59.223
3		1:45.955	30.031	41.200	34.724	264.0	15:09:45.178
4		1:51.060	29.974	41.760	39.326	264.7	15:11:36.238
5		1:45.821	29.868	41.144	34.809	263.4	15:13:22.059
6		1:46.853	29.975	41.373	35.505	263.4	15:15:08.912
7		1:47.099	29.976	41.252	35.871	263.4	15:16:56.011
8		1:46.340	30.192	41.359	34.789	261.5	15:18:42.351
9		1:46.454	30.121	41.228	35.105	265.3	15:20:28.805
10		1:52.712 P	30.691	42.148	39.873	265.3	15:22:21.517
11		5:14.350 P	3:38.478	48.616	47.256	178.8	15:27:35.867
12		5:43.859	4:23.078	43.701	37.080	187.5	15:33:19.726
13		1:48.317	30.661	42.013	35.643	262.1	15:35:08.043
14		1:47.851	30.203	41.611	36.037	263.4	15:36:55.894
15		1:47.840	30.220	42.038	35.582	262.7	15:38:43.734
16		1:47.566	30.060	41.895	35.611	264.7	15:40:31.300
17		1:47.670	30.179	41.861	35.630	264.7	15:42:18.970
18		1:53.465	31.966	44.860	36.639	236.8	15:44:12.435
19		1:48.184	30.612	41.951	35.621	262.7	15:46:00.619
20		1:47.718	30.248	42.012	35.458	263.4	15:47:48.337
21		1:50.257	30.263	41.796	38.198	264.0	15:49:38.594
22		1:47.730	30.333	41.712	35.685	262.7	15:51:26.324
23		1:56.151 P	30.373	42.427	43.351	263.4	15:53:22.475
24		3:13.675 P	1:49.523	41.753	42.399	193.5	15:56:36.150
25		3:16.564 P	1:42.121	46.224	48.219	187.5	15:59:52.714

90

1 Alberto Di Folco Lamborghini Huracan GT3
 PRO 2 Adrian Zaugg Target Racing

Lap	D	Time	Sector 1	Sector 2	Sector 3	T. Spd	Elapsed
1		15:05:11.114 P	15:03:45.137	45.132	40.845	180.6	15:05:11.114
2		3:01.557	1:40.333	43.314	37.910	189.8	15:08:12.671
3		1:48.182	30.586	42.240	35.356	263.4	15:10:00.853
4		1:47.269	30.198	41.780	35.291	264.7	15:11:48.122
5		1:46.960	30.139	41.565	35.256	264.7	15:13:35.082
6		1:47.599	30.536	41.689	35.374	264.0	15:15:22.681
7		1:52.713	30.148	41.693	40.872	264.0	15:17:15.394
8		1:47.374	30.550	41.735	35.089	264.0	15:19:02.768
9		1:47.464	30.127	41.597	35.740	264.0	15:20:50.232
10		2:01.454 P	30.255	49.643	41.556	263.4	15:22:51.686
11		13:03.749	11:44.465	42.440	36.844	192.5	15:35:55.435
12		1:47.913	30.434	41.758	35.721	264.0	15:37:43.348
13		1:49.748	30.543	41.754	37.451	265.3	15:39:33.096
14		1:47.287	30.242	41.588	35.457	262.7	15:41:20.383
15		2:27.289 P	30.265	41.945	1:15.079	264.0	15:43:47.672





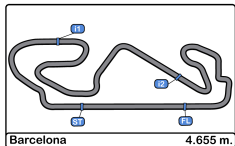
Circuit de Barcelona
International GT Open
Free Practice - 2
Lap Analysis



91							99								
1 Stefano Costantini							1 Manuel Da Costa								
Lamborghini Huracan GT3							Mercedes AMG GT3								
AM							AM								
2 Christoph Lenz							2 Miguel Sardinha								
Target Racing							Sports and You								
Lap	D	Time	Sector 1	Sector 2	Sector 3	T. Spd	Elapsed	Lap	D	Time	Sector 1	Sector 2	Sector 3	T. Spd	Elapsed
1		15:05:07.527	15:03:46.470	44.320	36.737	189.4	15:05:07.527	1		15:05:16.095	15:03:50.857	46.686	38.552	189.8	15:05:16.095
2		1:48.271	30.651	42.057	35.563	260.2	15:06:55.798	2		1:54.220	32.482	44.430	37.308	257.7	15:07:10.315
3		1:47.985	30.381	41.979	35.625	263.4	15:08:43.783	3		1:50.160	30.638	43.396	36.126	260.8	15:09:00.475
4		1:48.277	30.339	42.281	35.657	264.0	15:10:32.060	4		1:49.291	30.506	42.443	36.342	264.0	15:10:49.766
5		1:47.527	30.194	41.827	35.506	264.7	15:12:19.587	5		1:49.788	30.428	42.909	36.451	264.0	15:12:39.554
6		1:47.321	30.200	41.637	35.484	262.7	15:14:06.908	6		1:54.971 P	30.542	42.183	42.246	262.7	15:14:34.525
7		1:48.463	30.232	42.147	36.084	265.3	15:15:55.371	7		5:08.495	3:48.080	43.576	36.839	190.4	15:19:43.020
8		1:48.829	30.057	42.836	35.936	264.0	15:17:44.200	8		1:49.212	30.725	42.342	36.145	261.5	15:21:32.232
9		1:47.837	30.229	42.085	35.523	264.0	15:19:32.037	9		1:49.143	30.749	42.202	36.192	263.4	15:23:21.375
10		1:54.133 P	30.261	41.943	41.929	264.7	15:21:26.170	10		1:48.740	30.451	42.066	36.223	263.4	15:25:10.115
11		5:10.968 P	3:40.684	44.509	45.775	190.8	15:26:37.138	11		2:07.128 P	30.361	42.155	54.612	264.7	15:27:17.243
12		6:22.536 P	4:56.972	43.541	42.023	192.1	15:32:59.674	12		6:34.710	5:12.833	43.312	38.565	194.2	15:33:51.953
13		2:53.074	1:34.129	43.085	35.860	188.4	15:35:52.748	13		1:50.968	30.521	42.268	38.179	263.4	15:35:42.921
14		1:52.124	30.765	43.279	38.080	262.1	15:37:44.872	14		1:53.663	30.307	42.379	40.977	263.4	15:37:36.584
15		1:50.880	31.366	43.189	36.325	261.5	15:39:35.752	15		1:48.342	30.240	42.103	35.999	263.4	15:39:24.926
16		1:52.030	31.109	44.014	36.907	262.1	15:41:27.782	16		1:48.000	30.119	41.873	36.008	264.0	15:41:12.926
17		1:53.354	31.503	43.190	38.661	261.5	15:43:21.136	17		1:52.462 P	30.204	41.987	40.271	262.7	15:43:05.388
18		1:50.762	31.082	43.076	36.604	262.1	15:45:11.898	18		5:13.697	3:52.010	43.711	37.976	186.5	15:48:19.085
19		1:50.149	31.232	42.812	36.105	263.4	15:47:02.047	19		1:52.551	32.319	43.342	36.890	255.9	15:50:11.636
20		1:52.028	30.686	42.910	38.432	262.7	15:48:54.075	20		1:50.117	31.195	42.364	36.558	260.2	15:52:01.753
21		1:55.851 P	31.871	42.852	41.128	259.6	15:50:49.926	21		1:49.449	30.980	42.449	36.020	260.2	15:53:51.202
22		4:06.708	2:44.188	45.306	37.214	192.1	15:54:56.634	22		1:57.448 P	30.598	42.726	44.124	262.1	15:55:48.650
23		1:51.092	31.484	43.109	36.499	260.2	15:56:47.726	23		3:55.962 P	2:14.970	47.545	53.447	139.5	15:59:44.612
24		2:00.885 P	30.923	42.746	47.216	262.7	15:58:48.611								

96							111								
1 Bradley Ellis							1 Charles Finelli								
Audi R8 LMS							Mercedes AMG GT3								
PROAM							AM								
2 Oliver Wilkinson							2 Philippe Denes								
Optimum Motorsport							Porteiro Motorsport								
Lap	D	Time	Sector 1	Sector 2	Sector 3	T. Spd	Elapsed	Lap	D	Time	Sector 1	Sector 2	Sector 3	T. Spd	Elapsed
1		15:10:04.406	15:08:46.677	42.289	35.440	132.1	15:10:04.406	1		15:05:41.475	15:04:16.126	47.390	37.959	161.6	15:05:41.475
2		1:47.367	30.310	41.782	35.275	264.7	15:11:51.773	2		1:55.434	34.336	43.980	37.118	167.9	15:07:36.909
3		1:47.050	30.213	41.549	35.288	266.0	15:13:38.823	3		1:53.049	31.733	45.196	36.120	229.7	15:09:29.958
4		1:47.154	30.152	41.729	35.273	266.0	15:15:25.977	4		1:50.664	31.949	42.478	36.237	212.5	15:11:20.622
5		1:47.725	30.253	41.587	35.885	265.3	15:17:13.702	5		1:58.567 P	30.535	41.975	46.057	260.8	15:13:19.189
6		1:46.851	30.096	41.558	35.197	266.0	15:19:00.553	6		3:36.849	2:09.790	48.495	38.564	190.8	15:16:56.038
7		1:51.793 P	30.202	41.732	39.859	264.7	15:20:52.346	7		1:55.415	31.776	43.518	40.121	257.1	15:18:51.453
8		4:01.998	2:44.999	41.798	35.201	191.8	15:24:54.344	8		1:52.103	31.710	42.934	37.459	258.9	15:20:43.556
9		1:56.121 P	30.022	41.613	44.486	267.3	15:26:50.465	9		1:51.374	30.943	42.894	37.537	259.6	15:22:34.930
10		6:49.234	5:30.661	42.700	35.873	191.1	15:33:39.699	10		1:59.360	31.070	43.384	44.906	258.9	15:24:34.290
11		1:46.950	30.229	41.589	35.132	266.0	15:35:26.649	11		2:00.592 P	31.897	43.039	45.656	262.1	15:26:34.882
12		1:46.657	30.031	41.538	35.088	266.6	15:37:13.306	12		6:39.539	5:21.173	42.470	35.896	189.8	15:33:14.421
13		1:50.844 P	30.144	41.462	39.238	266.6	15:39:04.150	13		1:47.511	30.371	41.771	35.369	260.8	15:35:01.932
14		2:33.117	1:12.595	42.462	38.060	193.8	15:41:37.267	14		1:46.582	30.005	41.296	35.281	260.8	15:36:48.514
15		1:48.145	30.142	41.518	36.485	266.0	15:43:25.412	15		1:46.858	30.138	41.442	35.278	262.7	15:38:35.372
16		1:51.394 P	30.250	41.293	39.851	266.6	15:45:16.806	16		1:47.463	30.108	41.478	35.877	264.0	15:40:22.835
17		2:46.251	1:28.025	43.231	34.995	194.5	15:48:03.057	17		1:46.904	30.051	41.328	35.525	262.1	15:42:09.739
18		1:46.182	29.934	41.348	34.900	266.6	15:49:49.239	18		1:53.834 P	30.361	41.623	41.850	262.7	15:44:03.573
19		1:59.057 P	30.025	45.029	44.003	266.6	15:51:48.296	19		3:13.864 P	1:43.700	43.974	46.190	192.1	15:47:17.437
20		2:39.685	1:22.343	42.118	35.224	193.2	15:54:27.981	20		3:01.237 P	1:38.885	41.989	40.363	191.1	15:50:18.674
21		1:46.021	29.965	41.097	34.959	266.6	15:56:14.002	21		3:02.644 P	1:36.838	42.831	42.975	192.8	15:53:21.318
22		1:46.250	29.845	41.364	35.041	267.9	15:58:00.252	22		3:10.856 P	1:47.460	41.637	41.759	192.1	15:56:32.174
23		2:17.900 P	40.745	51.206	45.949	174.4	16:00:18.152	23		3:15.376 P	1:34.353	47.328	53.695	194.9	15:59:47.550





Circuit de Barcelona
International GT Open
Free Practice - 2
Lap Analysis



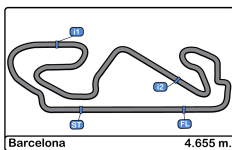
333

1 Rinat Salikhov Ferrari 488 GT3

PROAM 2 David Perel Rinaldi Racing

Lap	D	Time	Sector 1	Sector 2	Sector 3	T. Spd	Elapsed
1		15:06:45.679	15:05:25.496	44.306	35.877	173.0	15:06:45.679
2		1:47.575	30.466	41.805	35.304	264.0	15:08:33.254
3		1:47.335	30.189	41.829	35.317	264.7	15:10:20.589
4		1:47.278	30.114	41.780	35.384	266.0	15:12:07.867
5		1:53.773 P	30.281	41.789	41.703	266.6	15:14:01.640
6		3:01.697	1:45.276	41.444	34.977	193.5	15:17:03.337
7		1:45.950	29.677	41.254	35.019	266.0	15:18:49.287
8		1:52.093 P	31.159	41.784	39.150	265.3	15:20:41.380
9		4:35.947	3:17.812	42.547	35.588	192.1	15:25:17.327
10		2:05.041 P	33.364	42.499	49.178	266.6	15:27:22.368
11		6:43.586	5:26.036	42.046	35.504	191.1	15:34:05.954
12		1:48.598	30.493	42.497	35.608	264.0	15:35:54.552
13		1:47.750	30.431	41.888	35.431	265.3	15:37:42.302
14		1:51.695	33.631	42.160	35.904	266.0	15:39:33.997
15		1:47.292	30.075	41.873	35.344	266.6	15:41:21.289
16		1:47.000	30.083	41.566	35.351	267.3	15:43:08.289
17		1:47.858	30.115	41.842	35.901	266.0	15:44:56.147
18		1:54.733 P	30.269	42.364	42.100	267.3	15:46:50.880
19		3:30.333	2:13.063	41.965	35.305	195.2	15:50:21.213
20		1:47.450	30.098	41.875	35.477	267.9	15:52:08.663
21		1:47.072	30.071	41.643	35.358	267.9	15:53:55.735
22		1:46.707	30.019	41.239	35.449	266.6	15:55:42.442
23		1:48.479	30.004	41.629	36.846	266.0	15:57:30.921
24		2:10.471 P	30.044	43.605	56.822	266.0	15:59:41.392



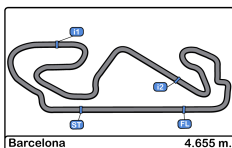


Circuito de Barcelona
International GT Open
Free Practice - 2
Best Sectors Results



Sector - 1				Sector - 2				Sector - 3				Ideal Lap vs Best Lap				
Clas	Nº	Driver	Time	Nº	Driver	Time	Nº	Driver	Time	Clas	Nº	Driver	Ideal Lap	Best Lap	Clas	
1	63	Venturini - Mul	29.663	72	Plachutta - Jäger	40.775	36	Hahn - Auer	34.674	1	72	Plachutta - Jäger	1:45.211	1:45.395	1	
2	333	Salikhov - Perel	29.677	20	Pierburg - Onslow-Cole	40.898	84	Ward - Dontje	34.724	2	63	Venturini - Mul	1:45.435	1:45.600	4	
3	72	Plachutta - Jäger	29.689	63	Venturini - Mul	40.902	17	Gonda - Jensen	34.738	3	17	Gonda - Jensen	1:45.492	1:45.492	2	
4	12	Rizzoli - Fioravanti	29.710	17	Gonda - Jensen	40.984	72	Plachutta - Jäger	34.747	4	20	Pierburg - Onslow-Cole	1:45.516	1:45.585	3	
5	47	Rueda - Saravia	29.724	7	Basso - Salas	41.018	71	West - Rugolo	34.768	5	36	Hahn - Auer	1:45.703	1:45.990	9	
6	20	Pierburg - Onslow-Cole	29.733	71	West - Rugolo	41.052	12	Rizzoli - Fioravanti	34.798	6	12	Rizzoli - Fioravanti	1:45.732	1:45.938	7	
7	6	Ling - Keen	29.769	25	Agostini - Breukers	41.073	6	Ling - Keen	34.815	7	84	Ward - Dontje	1:45.736	1:45.821	5	
8	17	Gonda - Jensen	29.770	96	Ellis - Wilkinson	41.097	63	Venturini - Mul	34.870	8	71	West - Rugolo	1:45.763	1:45.869	6	
9	7	Basso - Salas	29.786	84	Ward - Dontje	41.144	20	Pierburg - Onslow-Cole	34.885	9	6	Ling - Keen	1:45.811	1:46.205	14	
10	25	Agostini - Breukers	29.838	36	Hahn - Auer	41.171	96	Ellis - Wilkinson	34.900	10	96	Ellis - Wilkinson	1:45.842	1:46.021	10	
11	96	Ellis - Wilkinson	29.845	16	Hahn - Khodair	41.174	77	Jedlinski - Lisowski	34.919	11	7	Basso - Salas	1:45.867	1:46.271	16	
12	36	Hahn - Auer	29.858	11	Di Amato - Montermini	41.183	27	Crestani - Ramos	34.927	12	333	Salikhov - Perel	1:45.893	1:45.950	8	
13	11	Di Amato - Montermini	29.864	12	Rizzoli - Fioravanti	41.224	11	Di Amato - Montermini	34.943	13	25	Agostini - Breukers	1:45.909	1:46.176	13	
14	27	Crestani - Ramos	29.867	6	Ling - Keen	41.227	333	Salikhov - Perel	34.977	14	11	Di Amato - Montermini	1:45.990	1:46.309	17	
15	84	Ward - Dontje	29.868	47	Rueda - Saravia	41.234	25	Agostini - Breukers	34.998	15	47	Rueda - Saravia	1:46.010	1:46.412	18	
16	77	Jedlinski - Lisowski	29.876	333	Salikhov - Perel	41.239	47	Rueda - Saravia	35.052	16	77	Jedlinski - Lisowski	1:46.064	1:46.138	11	
17	16	Hahn - Khodair	29.905	77	Jedlinski - Lisowski	41.269	16	Hahn - Khodair	35.055	17	27	Crestani - Ramos	1:46.102	1:46.144	12	
18	19	Liang - Giammaria	29.928	111	Finelli - Denes	41.296	7	Basso - Salas	35.063	18	16	Hahn - Khodair	1:46.134	1:46.264	15	
19	52	Cioci - Griffin	29.937	27	Crestani - Ramos	41.308	90	Di Folco - Zaugg	35.089	19	51	Pier Guidi - Mac	1:46.453	1:46.631	20	
20	71	West - Rugolo	29.943	51	Pier Guidi - Mac	41.360	52	Cioci - Griffin	35.090	20	52	Cioci - Griffin	1:46.457	1:46.813	23	
21	51	Pier Guidi - Mac	29.949	19	Liang - Giammaria	41.398	33	Hook - Schwager	35.099	21	19	Liang - Giammaria	1:46.517	1:46.663	21	
22	33	Hook - Schwager	29.949	52	Cioci - Griffin	41.430	51	Pier Guidi - Mac	35.144	22	111	Finelli - Denes	1:46.579	1:46.582	19	
23	3	Beirão da Veiga - Cruz Álvarez	29.959	3	Beirão da Veiga - Cruz Álvarez	41.515	19	Liang - Giammaria	35.191	23	33	Hook - Schwager	1:46.598	1:46.698	22	
24	111	Finelli - Denes	30.005	33	Hook - Schwager	41.550	111	Finelli - Denes	35.278	24	90	Di Folco - Zaugg	1:46.781	1:46.960	24	
25	91	Costantini - Lenz	30.057	90	Di Folco - Zaugg	41.565	5	Jedlinski - Rdest	35.304	25	3	Beirão da Veiga - Cruz Álvarez	1:46.838	1:47.086	25	
26	99	Da Costa - Sardinha	30.119	91	Costantini - Lenz	41.637	3	Beirão da Veiga - Cruz Álvarez	35.364	26	91	Costantini - Lenz	1:47.178	1:47.321	26	
27	90	Di Folco - Zaugg	30.127	99	Da Costa - Sardinha	41.873	66	Borlenghi - Lewandowski	35.437	27	5	Jedlinski - Rdest	1:47.341	1:47.341	27	
28	5	Jedlinski - Rdest	30.132	5	Jedlinski - Rdest	41.905	91	Costantini - Lenz	35.484	28	66	Borlenghi - Lewandowski	1:47.667	1:48.116	29	
29	66	Borlenghi - Lewandowski	30.239	66	Borlenghi - Lewandowski	41.991	99	Da Costa - Sardinha	35.999	29	99	Da Costa - Sardinha	1:47.991	1:48.000	28	



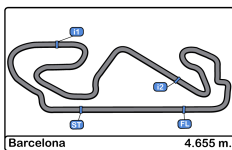


Circuito de Barcelona
International GT Open
Free Practice - 2
Best 5 Lap Times



Cl	Nº	Entrant/Team	Nat	Driver 1	Nat	Status	Driver 2	Nat	Status	Vehicle	Cat	Cl	Best 1		Best 2		Best 3		Best 4		Best 5	
													Time	Lap	Time	Lap	Time	Lap	Time	Lap	Time	Lap
1	72	Lechner Racing	AUT	Mario Plachutta	AUT	Bronze	Thomas Jäger	DEU	Gold	Mercedes AMG GT3	PROAM	1	1:45.395	20	1:45.493	19	1:46.078	18	1:48.068	15	1:49.060	3
2	17	Senkyr Motorsport	CZE	Richard Gonda	SVK	Silver	Mikkel Jensen	DNK	Silver	BMW M6 GT3	PRO	1	1:45.492	17	1:47.473	13	1:47.618	14	1:47.729	3	1:47.793	4
3	20	SPS Automotive Performance	DEU	Valentin Pierburg	DEU	Bronze	Tom Onslow-Cole	GBR	Gold	Mercedes AMG GT3	PROAM	2	1:45.585	15	1:45.693	14	1:46.141	13	1:46.388	18	1:46.669	10
4	63	Imperiale Racing	ITA	Giovanni Venturini	ITA	Gold	Jeroen Mul	NLD	Silver	Lamborghini Huracan GT3	PRO	2	1:45.600	14	1:45.988	15	1:45.992	18	1:46.073	21	1:46.193	13
5	84	Winward Racing / HTP	USA	Russell Ward	USA	Silver	Indy Dontje	NLD	Silver	Mercedes AMG GT3	PRO	3	1:45.821	5	1:45.955	3	1:46.340	8	1:46.454	9	1:46.853	6
6	71	Luzich Racing	USA	Alexander West	SWE	Bronze	Michele Rugolo	ITA	Gold	Ferrari 488 GT3	PROAM	3	1:45.869	14	1:46.038	8	1:46.092	9	1:46.496	12	1:47.152	3
7	12	Ombra Racing	ITA	Andrea Rizzoli	ITA	Silver	Damiano Fioravanti	ITA	Silver	Lamborghini Huracan GT3	PRO	4	1:45.938	20	1:46.173	17	1:46.321	21	1:46.554	14	1:47.335	6
8	333	Rinaldi Racing	DEU	Rinat Salikhov	RUS	Bronze	David Perel	ZAF	Silver	Ferrari 488 GT3	PROAM	4	1:45.950	7	1:46.707	22	1:47.000	16	1:47.072	21	1:47.278	4
9	36	Drivex School	ESP	Christian Hahn	BRA	Bronze	Lucas Auer	AUT	Gold	Mercedes AMG GT3	PROAM	5	1:45.990	14	1:46.105	9	1:46.144	13	1:46.445	12	1:47.014	22
10	96	Optimum Motorsport	GBR	Bradley Ellis	GBR	Silver	Oliver Wilkinson	GBR	Bronze	Audi R8 LMS	PROAM	6	1:46.021	21	1:46.182	18	1:46.657	12	1:46.851	6	1:46.950	11
11	77	Olimp Racing	POL	Marcin Jedlinski	POL	Bronze	Mateusz Lisowski	POL	Silver	Audi R8 LMS	PROAM	7	1:46.138	15	1:46.330	18	1:46.405	17	1:46.444	16	1:46.482	12
12	27	Daiko Lazarus Racing	ITA	Fabrizio Crestani	ITA	Silver	Miguel Ramos	PRT	Bronze	Lamborghini Huracan GT3	PROAM	8	1:46.144	20	1:46.591	15	1:46.915	12	1:47.333	19	1:48.298	4
13	25	Imperiale Racing	ITA	Riccardo Agostini	ITA	Gold	Rik Breukers	NLD	Silver	Lamborghini Huracan GT3	PRO	5	1:46.176	4	1:46.449	7	1:46.636	10	1:46.837	3	1:46.923	22
14	6	Vincenzo Sospiri Racing	ITA	Kang Ling	CHN	Silver	Philip Keen	GBR	Gold	Lamborghini Huracan GT3	PRO	6	1:46.205	5	1:46.453	22	1:46.506	8	1:46.570	4	1:46.771	3
15	16	Drivex School	ESP	Marcelo Hahn	BRA	Bronze	Allam Khodair	BRA	Gold	Mercedes AMG GT3	PROAM	9	1:46.264	12	1:46.615	8	1:46.847	7	1:47.126	6	1:47.259	11
16	7	RACE / BMW Team Teo Martín	ESP	Márcio Basso	BRA	Bronze	Guilherme Salas	BRA	Bronze	BMW M6 GT3	AM	1	1:46.271	14	1:46.879	13	1:51.136	20	1:51.143	5	1:51.480	6
17	11	RS Racing	ITA	Daniele Di Amato	ITA	Silver	Andrea Montermini	ITA	Gold	Ferrari 488 GT3	PRO	7	1:46.309	22	1:46.449	15	1:46.579	14	1:46.762	19	1:46.966	6
18	47	RACE / BMW Team Teo Martín	ESP	Fran Rueda	ESP	Silver	Andrés Saravia	GTM	Silver	BMW M6 GT3	PRO	8	1:46.412	2	1:46.513	3	1:46.709	5	1:46.716	4	1:46.779	6
19	111	Porteiro Motorsport	ESP	Charles Finelli	USA	Bronze	Phillippe Denes	USA	Bronze	Mercedes AMG GT3	AM	2	1:46.582	14	1:46.858	15	1:46.904	17	1:47.463	16	1:47.511	13
20	51	Luzich Racing	USA	Alessandro Pier Guidi	ITA	Platinum	Mikkel Mac	DNK	Gold	Ferrari 488 GT3	PRO	9	1:46.631	7	1:46.816	19	1:46.919	2	1:46.927	13	1:47.039	9
21	19	Imperiale Racing	ITA	Jiatong Liang	CHN	Bronze	Raffaele Giammaria	ITA	Gold	Lamborghini Huracan GT3	PROAM	10	1:46.663	6	1:46.687	22	1:46.853	7	1:47.700	16	1:48.003	19
22	33	Rinaldi Racing	DEU	Christian Hook	DEU	Bronze	Dominik Schwager	DEU	Gold	Ferrari 488 GT3	PROAM	11	1:46.698	6	1:46.883	10	1:46.943	22	1:47.015	23	1:47.155	9
23	52	Luzich Racing	USA	Marco Cioci	ITA	Gold	Matt Griffin	IRL	Gold	Ferrari 488 GT3	PRO	10	1:46.813	16	1:46.856	10	1:46.889	5	1:46.917	4	1:47.027	7
24	90	Target Racing	ITA	Alberto Di Folco	ITA	Silver	Adrian Zaugg	CHE	Silver	Lamborghini Huracan GT3	PRO	11	1:46.960	5	1:47.269	4	1:47.287	14	1:47.374	8	1:47.464	9
25	3	RACE / BMW Team Teo Martín	ESP	Lourenço Beirão da Veiga	PRT	Silver	Juan Cruz Álvarez	ARG	Silver	BMW M6 GT3	PRO	12	1:47.086	10	1:47.275	3	1:47.288	18	1:47.306	4	1:47.388	20
26	91	Target Racing	ITA	Stefano Costantini	ITA	Bronze	Christoph Lenz	CHE	Bronze	Lamborghini Huracan GT3	AM	3	1:47.321	6	1:47.527	5	1:47.837	9	1:47.985	3	1:48.271	2
27	5	Olimp Racing	POL	Stanislaw Jedlinski	POL	Bronze	Malgorzata Rdest	POL	Bronze	Audi R8 LMS	AM	4	1:47.341	15	1:47.569	14	1:48.207	10	1:48.330	9	1:48.581	13
28	99	Sports and You	PRT	Manuel Da Costa	PRT	Bronze	Miguel Sardinha	PRT	Bronze	Mercedes AMG GT3	AM	5	1:48.000	16	1:48.342	15	1:48.740	10	1:49.143	9	1:49.212	8
29	66	Vincenzo Sospiri Racing	ITA	Giulio Borlenghi	BRA	Bronze	Andrzej Lewandowski	POL	Bronze	Lamborghini Huracan GT3	AM	6	1:48.116	11	1:48.167	4	1:48.265	10	1:48.275	9	1:48.438	8



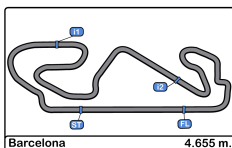


Circuito de Barcelona
International GT Open
Free Practice - 2
Best 5 Top Speeds



Cl	Nº	Entrant/Team	Nat	Driver 1	Nat	Status	Driver 2	Nat	Status	Vehicle	Cat	Cl	Top 1		Top 2		Top 3		Top 4		Top 5		Avg
													Km/h	Lap	Km/h	Lap	Km/h	Lap	Km/h	Lap	Km/h	Lap	
1	6	Vincenzo Sospiri Racing	ITA	Kang Ling	CHN	Silver	Philip Keen	GBR	Gold	Lamborghini Huracan GT3	PRO	1	271.3	16	269.3	4	269.3	24	267.9	5	267.9	20	269.1
2	47	RACE / BMW Team Teo Martín	ESP	Fran Rueda	ESP	Silver	Andrés Saravia	GTM	Silver	BMW M6 GT3	PRO	2	270.0	4	268.6	5	268.6	7	267.3	17	267.3	18	268.3
3	3	RACE / BMW Team Teo Martín	ESP	Lourenço Beirão da Veiga	PRT	Silver	Juan Cruz Álvarez	ARG	Silver	BMW M6 GT3	PRO	3	269.3	19	268.6	11	267.9	9	267.9	10	267.9	14	268.3
4	33	Rinaldi Racing	DEU	Christian Hook	DEU	Bronze	Dominik Schwager	DEU	Gold	Ferrari 488 GT3	PROAM	1	269.3	12	267.3	7	266.6	20	265.3	5	265.3	11	266.8
5	12	Ombra Racing	ITA	Andrea Rizzoli	ITA	Silver	Damiano Fioravanti	ITA	Silver	Lamborghini Huracan GT3	PRO	4	267.9	18	267.9	22	267.3	17	266.6	4	266.6	5	267.3
6	17	Senkyr Motorsport	CZE	Richard Gonda	SVK	Silver	Mikkel Jensen	DNK	Silver	BMW M6 GT3	PRO	5	267.9	9	267.9	18	267.3	15	266.6	14	266.6	17	267.3
7	27	Daiko Lazarus Racing	ITA	Fabrizio Crestani	ITA	Silver	Miguel Ramos	PRT	Bronze	Lamborghini Huracan GT3	PROAM	2	267.9	13	267.9	20	267.3	4	267.3	6	267.3	9	267.5
8	36	Drivex School	ESP	Christian Hahn	BRA	Bronze	Lucas Auer	AUT	Gold	Mercedes AMG GT3	PROAM	3	267.9	23	267.3	15	266.6	19	266.6	20	266.0	10	266.9
9	66	Vincenzo Sospiri Racing	ITA	Giulio Borlenghi	BRA	Bronze	Andrzej Lewandowski	POL	Bronze	Lamborghini Huracan GT3	AM	1	267.9	11	267.3	5	267.3	8	267.3	9	267.3	10	267.4
10	96	Optimum Motorsport	GBR	Bradley Ellis	GBR	Silver	Oliver Wilkinson	GBR	Bronze	Audi R8 LMS	PROAM	4	267.9	22	267.3	9	266.6	12	266.6	13	266.6	16	267.0
11	333	Rinaldi Racing	DEU	Rinat Salikhov	RUS	Bronze	David Perel	ZAF	Silver	Ferrari 488 GT3	PROAM	5	267.9	20	267.9	21	267.3	16	267.3	18	266.6	5	267.4
12	20	SPS Automotive Performance	DEU	Valentin Pierburg	DEU	Bronze	Tom Onslow-Cole	GBR	Gold	Mercedes AMG GT3	PROAM	6	267.3	11	265.3	9	265.3	19	264.7	10	264.7	14	265.4
13	71	Luzich Racing	USA	Alexander West	SWE	Bronze	Michele Rugolo	ITA	Gold	Ferrari 488 GT3	PROAM	7	267.3	24	266.6	10	266.6	22	266.6	23	266.0	6	266.6
14	72	Lechner Racing	AUT	Mario Plachutta	AUT	Bronze	Thomas Jäger	DEU	Gold	Mercedes AMG GT3	PROAM	8	267.3	21	266.0	19	266.0	20	265.3	23	264.7	5	265.8
15	7	RACE / BMW Team Teo Martín	ESP	Márcio Basso	BRA	Bronze	Guilherme Salas	BRA	Bronze	BMW M6 GT3	AM	2	266.6	14	266.6	16	266.6	22	266.0	15	265.3	5	266.2
16	63	Imperiale Racing	ITA	Giovanni Venturini	ITA	Gold	Jeroen Mul	NLD	Silver	Lamborghini Huracan GT3	PRO	6	266.6	15	266.6	22	266.0	4	266.0	9	266.0	14	266.2
17	11	RS Racing	ITA	Daniele Di Amato	ITA	Silver	Andrea Montermini	ITA	Gold	Ferrari 488 GT3	PRO	7	266.0	23	265.3	4	265.3	5	265.3	11	264.7	3	265.3
18	25	Imperiale Racing	ITA	Riccardo Agostini	ITA	Gold	Rik Breukers	NLD	Silver	Lamborghini Huracan GT3	PRO	8	266.0	4	266.0	5	265.3	22	264.7	7	264.7	8	265.3
19	51	Luzich Racing	USA	Alessandro Pier Guidi	ITA	Platinum	Mikkel Mac	DNK	Gold	Ferrari 488 GT3	PRO	9	266.0	8	266.0	10	266.0	14	266.0	21	265.3	13	265.8
20	52	Luzich Racing	USA	Marco Cioci	ITA	Gold	Matt Griffin	IRL	Gold	Ferrari 488 GT3	PRO	10	266.0	8	266.0	14	266.0	17	265.3	4	265.3	5	265.7
21	77	Olimp Racing	POL	Marcin Jedlinski	POL	Bronze	Mateusz Lisowski	POL	Silver	Audi R8 LMS	PROAM	9	266.0	13	266.0	18	266.0	19	265.3	9	265.3	25	265.7
22	84	Winward Racing / HTP	USA	Russell Ward	USA	Silver	Indy Dontje	NLD	Silver	Mercedes AMG GT3	PRO	11	265.3	9	265.3	10	264.7	4	264.7	16	264.7	17	264.9
23	90	Target Racing	ITA	Alberto Di Folco	ITA	Silver	Adrian Zaugg	CHE	Silver	Lamborghini Huracan GT3	PRO	12	265.3	13	264.7	4	264.7	5	264.0	6	264.0	7	264.5
24	91	Target Racing	ITA	Stefano Costantini	ITA	Bronze	Christoph Lenz	CHE	Bronze	Lamborghini Huracan GT3	AM	3	265.3	7	264.7	5	264.7	10	264.0	4	264.0	8	264.5
25	5	Olimp Racing	POL	Stanislaw Jedlinski	POL	Bronze	Malgorzata Rdest	POL	Bronze	Audi R8 LMS	AM	4	264.7	14	264.7	15	264.0	7	264.0	8	264.0	16	264.3
26	16	Drivex School	ESP	Marcelo Hahn	BRA	Bronze	Allam Khodair	BRA	Gold	Mercedes AMG GT3	PROAM	10	264.7	3	264.7	4	264.7	13	264.0	12	264.0	14	264.4
27	19	Imperiale Racing	ITA	Jiatong Liang	CHN	Bronze	Raffaele Giammaria	ITA	Gold	Lamborghini Huracan GT3	PROAM	11	264.7	7	264.7	8	264.7	9	264.7	23	264.0	6	264.5
28	99	Sports and You	PRT	Manuel Da Costa	PRT	Bronze	Miguel Sardinha	PRT	Bronze	Mercedes AMG GT3	AM	5	264.7	11	264.0	4	264.0	5	264.0	16	263.4	9	264.0
29	111	Porteiro Motorsport	ESP	Charles Finelli	USA	Bronze	Phillippe Denes	USA	Bronze	Mercedes AMG GT3	AM	6	264.0	16	262.7	15	262.7	18	262.1	11	262.1	17	262.7



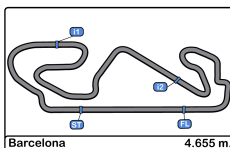


Circuit de Barcelona
International GT Open
Free Practice - 2
Fastest Laps Sequence



Lap	Time of Day	Session Time	Nº	Entrant/Team	Nat	Driver 1	Nat	Status	Driver 2	Nat	Status	Vehicle	Cat	Time	Km/h
2	15:06:39.757	3:39.757	47	RACE / BMW Team Teo Martín	ESP	Fran Rueda	ESP	Silver	Andrés Saravia	GTM	Silver	BMW M6 GT3	PRO	1:46.412	157.4
3	15:09:45.178	6:45.178	84	Winward Racing / HTP	USA	Russell Ward	USA	Silver	Indy Dontje	NLD	Silver	Mercedes AMG GT3	PRO	1:45.955	158.1
5	15:13:22.059	10:22.059	84	Winward Racing / HTP	USA	Russell Ward	USA	Silver	Indy Dontje	NLD	Silver	Mercedes AMG GT3	PRO	1:45.821	158.3
14	15:36:21.644	33:21.644	63	Imperiale Racing	ITA	Giovanni Venturini	ITA	Gold	Jeroen Mul	NLD	Silver	Lamborghini Huracan GT3	PRO	1:45.600	158.6
15	15:39:03.447	36:03.447	20	SPS Automotive Performance	DEU	Valentin Pierburg	DEU	Bronze	Tom Onslow-Cole	GBR	Gold	Mercedes AMG GT3	PROAM	1:45.585	158.7
19	15:47:25.412	44:25.412	72	Lechner Racing	AUT	Mario Plachutta	AUT	Bronze	Thomas Jäger	DEU	Gold	Mercedes AMG GT3	PROAM	1:45.493	158.8
20	15:49:10.807	46:10.807	72	Lechner Racing	AUT	Mario Plachutta	AUT	Bronze	Thomas Jäger	DEU	Gold	Mercedes AMG GT3	PROAM	1:45.395	159.0





Circuito de Barcelona
International GT Open
Free Practice - 2
Event Best Maximum Speed



Nº	Entrant/Team	Nat	Driver 1	Nat	Status	Driver 2	Nat	Status	Vehicle	Cat	Km/h	Session
6	Vincenzo Sospiri Racing	ITA	Kang Ling	CHN	Silver	Philip Keen	GBR	Gold	Lamborghini Huracan GT3	PRO	271.3	Free Practice - 2
27	Daiko Lazarus Racing	ITA	Fabrizio Crestani	ITA	Silver	Miguel Ramos	PRT	Bronze	Lamborghini Huracan GT3	PROAM	270.6	Free Practice - 1
47	RACE / BMW Team Teo Martín	ESP	Fran Rueda	ESP	Silver	Andrés Saravia	GTM	Silver	BMW M6 GT3	PRO	270.6	Free Practice - 1
28	Daiko Lazarus Racing	ITA	Toby Sowery	GBR	Silver	Giuseppe Cipriani	ITA	Bronze	Lamborghini Huracan GT3	PROAM	270.6	Free Practice - 1
3	RACE / BMW Team Teo Martín	ESP	Lourenço Beirão da Veiga	PRT	Silver	Juan Cruz Álvarez	ARG	Silver	BMW M6 GT3	PRO	270.0	Free Practice - 1
66	Vincenzo Sospiri Racing	ITA	Giulio Borlenghi	BRA	Bronze	Andrzej Lewandowski	POL	Bronze	Lamborghini Huracan GT3	AM	269.3	Free Practice - 1
33	Rinaldi Racing	DEU	Christian Hook	DEU	Bronze	Dominik Schwager	DEU	Gold	Ferrari 488 GT3	PROAM	269.3	Free Practice - 2
17	Senkyr Motorsport	CZE	Richard Gonda	SVK	Silver	Mikkel Jensen	DNK	Silver	BMW M6 GT3	PRO	268.6	Free Practice - 1
51	Luzich Racing	USA	Alessandro Pier Guidi	ITA	Platinum	Mikkel Mac	DNK	Gold	Ferrari 488 GT3	PRO	268.6	Free Practice - 1
333	Rinaldi Racing	DEU	Rinat Salikhov	RUS	Bronze	David Perel	ZAF	Silver	Ferrari 488 GT3	PROAM	267.9	Free Practice - 1
11	RS Racing	ITA	Daniele Di Amato	ITA	Silver	Andrea Montermini	ITA	Gold	Ferrari 488 GT3	PRO	267.9	Free Practice - 1
12	Ombra Racing	ITA	Andrea Rizzoli	ITA	Silver	Damiano Fioravanti	ITA	Silver	Lamborghini Huracan GT3	PRO	267.9	Free Practice - 2
36	Drivex School	ESP	Christian Hahn	BRA	Bronze	Lucas Auer	AUT	Gold	Mercedes AMG GT3	PROAM	267.9	Free Practice - 2
96	Optimum Motorsport	GBR	Bradley Ellis	GBR	Silver	Oliver Wilkinson	GBR	Bronze	Audi R8 LMS	PROAM	267.9	Free Practice - 2
63	Imperiale Racing	ITA	Giovanni Venturini	ITA	Gold	Jeroen Mul	NLD	Silver	Lamborghini Huracan GT3	PRO	267.3	Free Practice - 1
52	Luzich Racing	USA	Marco Cioci	ITA	Gold	Matt Griffin	IRL	Gold	Ferrari 488 GT3	PRO	267.3	Free Practice - 1
20	SPS Automotive Performance	DEU	Valentin Pierburg	DEU	Bronze	Tom Onslow-Cole	GBR	Gold	Mercedes AMG GT3	PROAM	267.3	Free Practice - 2
72	Lechner Racing	AUT	Mario Plachutta	AUT	Bronze	Thomas Jäger	DEU	Gold	Mercedes AMG GT3	PROAM	267.3	Free Practice - 2
71	Luzich Racing	USA	Alexander West	SWE	Bronze	Michele Rugolo	ITA	Gold	Ferrari 488 GT3	PROAM	267.3	Free Practice - 2
25	Imperiale Racing	ITA	Riccardo Agostini	ITA	Gold	Rik Breukers	NLD	Silver	Lamborghini Huracan GT3	PRO	266.6	Free Practice - 1
7	RACE / BMW Team Teo Martín	ESP	Márcio Basso	BRA	Bronze	Guilherme Salas	BRA	Bronze	BMW M6 GT3	AM	266.6	Free Practice - 2
19	Imperiale Racing	ITA	Jiatong Liang	CHN	Bronze	Raffaele Giammaria	ITA	Gold	Lamborghini Huracan GT3	PROAM	266.0	Free Practice - 1
77	Olimp Racing	POL	Marcin Jedlinski	POL	Bronze	Mateusz Lisowski	POL	Silver	Audi R8 LMS	PROAM	266.0	Free Practice - 1
16	Drivex School	ESP	Marcelo Hahn	BRA	Bronze	Allam Khodair	BRA	Gold	Mercedes AMG GT3	PROAM	266.0	Free Practice - 1
84	Winward Racing / HTP	USA	Russell Ward	USA	Silver	Indy Dontje	NLD	Silver	Mercedes AMG GT3	PRO	266.0	Free Practice - 1
91	Target Racing	ITA	Stefano Costantini	ITA	Bronze	Christoph Lenz	CHE	Bronze	Lamborghini Huracan GT3	AM	265.3	Free Practice - 2
90	Target Racing	ITA	Alberto Di Folco	ITA	Silver	Adrian Zaugg	CHE	Silver	Lamborghini Huracan GT3	PRO	265.3	Free Practice - 2
99	Sports and You	PRT	Manuel Da Costa	PRT	Bronze	Miguel Sardinha	PRT	Bronze	Mercedes AMG GT3	AM	264.7	Free Practice - 2
5	Olimp Racing	POL	Stanislaw Jedlinski	POL	Bronze	Malgorzata Rdest	POL	Bronze	Audi R8 LMS	AM	264.7	Free Practice - 2
111	Porteiro Motorsport	ESP	Charles Finelli	USA	Bronze	Phillippe Denes	USA	Bronze	Mercedes AMG GT3	AM	264.0	Free Practice - 2





**Circuit de Barcelona
International GT Open
Free Practice - 2
Pit Stop Analysis**



3 Lourenço Beirão da Veiga PRO RACE / BMW Team Teo Martín
Juan Cruz Álvarez BMW M6 GT3

Nr.	In Day Time	In Time	Out Time	Pit Time	T. Pit Time	Handicap	Penalty
1	15:13:04.788	15:13:04.788	15:14:13.000	1:08.212	1:08.212		
2	15:16:08.175	15:16:08.175	15:17:47.767	1:39.592	2:47.804		
3	15:26:57.146	15:26:57.146	15:32:21.374	5:24.228	8:12.032		
4	15:39:45.627	15:39:45.627	15:42:56.880	3:11.253	11:23.285		
5	15:54:07.735	15:54:07.735	15:55:18.069	1:10.334	12:33.619		

5 Stanislaw Jedlinski AM Olimp Racing
Malgorzata Rdest Audi R8 LMS

Nr.	In Day Time	In Time	Out Time	Pit Time	T. Pit Time	Handicap	Penalty
1	15:23:56.068	15:23:56.068	15:30:38.770	6:42.702	6:42.702		
2	15:39:54.615	15:39:54.615	15:42:48.881	2:54.266	9:36.968		

6 Kang Ling PRO Vincenzo Sospiri Racing
Philip Keen Lamborghini Huracan GT3

Nr.	In Day Time	In Time	Out Time	Pit Time	T. Pit Time	Handicap	Penalty
1	15:14:11.287	15:14:11.287	15:17:32.896	3:21.609	3:21.609		
2	15:23:03.556	15:23:03.556	15:24:33.721	1:30.165	4:51.774		
3	15:26:25.451	15:26:25.451	15:31:00.894	4:35.443	9:27.217		
4	15:43:49.318	15:43:49.318	15:46:50.069	3:00.751	12:27.968		

7 Márcio Basso AM RACE / BMW Team Teo Martín
Guilherme Salas BMW M6 GT3

Nr.	In Day Time	In Time	Out Time	Pit Time	T. Pit Time	Handicap	Penalty
1	15:22:24.059	15:22:24.059	15:25:17.657	2:53.598	2:53.598		
2	15:27:21.208	15:27:21.208	15:31:07.697	3:46.489	6:40.087		
3	15:40:20.817	15:40:20.817	15:44:37.641	4:16.824	10:56.911		

11 Daniele Di Amato PRO RS Racing
Andrea Montermini Ferrari 488 GT3

Nr.	In Day Time	In Time	Out Time	Pit Time	T. Pit Time	Handicap	Penalty
1	15:16:04.002	15:16:04.002	15:20:13.645	4:09.643	4:09.643		
2	15:27:49.332	15:27:49.332	15:31:49.223	3:59.891	8:09.534		
3	15:40:46.328	15:40:46.328	15:42:59.739	2:13.411	10:22.945		
4	15:50:13.198	15:50:13.198	15:51:43.546	1:30.348	11:53.293		

12 Andrea Rizzoli PRO Ombra Racing
Damiano Fioravanti Lamborghini Huracan GT3

Nr.	In Day Time	In Time	Out Time	Pit Time	T. Pit Time	Handicap	Penalty
1	15:18:10.004	15:18:10.004	15:20:15.822	2:05.818	2:05.818		
2	15:50:52.024	15:50:52.024	15:52:25.066	1:33.042	3:38.860		

16 Marcelo Hahn PROAM Drivex School
Allam Khodair Mercedes AMG GT3

Nr.	In Day Time	In Time	Out Time	Pit Time	T. Pit Time	Handicap	Penalty
1	15:13:52.284	15:13:52.284	15:17:21.338	3:29.054	3:29.054		
2	15:26:44.814	15:26:44.814	15:30:54.308	4:09.494	7:38.548		
3	15:40:00.020	15:40:00.020	15:41:45.569	1:45.549	9:24.097		

17 Richard Gonda PRO Senkyr Motorsport
Mikkel Jensen BMW M6 GT3

Nr.	In Day Time	In Time	Out Time	Pit Time	T. Pit Time	Handicap	Penalty
1	15:13:28.706	15:13:28.706	15:14:59.969	1:31.263	1:31.263		
2	15:22:17.991	15:22:17.991	15:24:28.225	2:10.234	3:41.497		
3	15:26:28.687	15:26:28.687	15:31:09.512	4:40.825	8:22.322		

4 15:40:15.942 15:40:15.942 15:46:13.402 5:57.460 14:19.782

19 Jiatong Liang PROAM Imperiale Racing
Raffaele Giammaria Lamborghini Huracan GT3

Nr.	In Day Time	In Time	Out Time	Pit Time	T. Pit Time	Handicap	Penalty
1	15:11:13.259	15:11:13.259	15:13:45.477	2:32.218	2:32.218		
2	15:22:54.190	15:22:54.190	15:24:21.278	1:27.088	3:59.306		
3	15:28:52.560	15:28:52.560	15:31:47.369	2:54.809	6:54.115		
4	15:48:29.684	15:48:29.684	15:52:35.633	4:05.949	11:00.064		

20 Valentin Pierburg PROAM SPS Automotive Performance
Tom Onslow-Cole Mercedes AMG GT3

Nr.	In Day Time	In Time	Out Time	Pit Time	T. Pit Time	Handicap	Penalty
1	15:13:07.333	15:13:07.333	15:15:55.149	2:47.816	2:47.816		
2	15:26:55.783	15:26:55.783	15:31:54.199	4:58.416	7:46.232		
3	15:40:53.039	15:40:53.039	15:43:08.528	2:15.489	10:01.721		
4	15:50:31.104	15:50:31.104	15:51:53.537	1:22.433	11:24.154		

25 Riccardo Agostini PRO Imperiale Racing
Rik Breukers Lamborghini Huracan GT3

Nr.	In Day Time	In Time	Out Time	Pit Time	T. Pit Time	Handicap	Penalty
1	15:12:24.364	15:12:24.364	15:13:52.777	1:28.413	1:28.413		
2	15:19:20.478	15:19:20.478	15:20:32.915	1:12.437	2:40.850		
3	15:30:10.571	15:30:10.571	15:35:01.865	4:51.294	7:32.144		
4	15:45:51.716	15:45:51.716	15:47:34.262	1:42.546	9:14.690		

27 Fabrizio Crestani PROAM Daiko Lazarus Racing
Miguel Ramos Lamborghini Huracan GT3

Nr.	In Day Time	In Time	Out Time	Pit Time	T. Pit Time	Handicap	Penalty
1	15:15:43.301	15:15:43.301	15:19:21.407	3:38.106	3:38.106		
2	15:27:10.618	15:27:10.618	15:32:24.727	5:14.109	8:52.215		
3	15:37:57.139	15:37:57.139	15:39:35.953	1:38.814	10:31.029		
4	15:46:57.740	15:46:57.740	15:50:22.525	3:24.785	13:55.814		

33 Christian Hook PROAM Rinaldi Racing
Dominik Schwager Ferrari 488 GT3

Nr.	In Day Time	In Time	Out Time	Pit Time	T. Pit Time	Handicap	Penalty
1	15:16:11.129	15:16:11.129	15:17:43.518	1:32.389	1:32.389		
2	15:26:52.362	15:26:52.362	15:31:29.701	4:37.339	6:09.728		
3	15:46:10.586	15:46:10.586	15:49:45.222	3:34.636	9:44.364		

36 Christian Hahn PROAM Drivex School
Lucas Auer Mercedes AMG GT3

Nr.	In Day Time	In Time	Out Time	Pit Time	T. Pit Time	Handicap	Penalty
1	15:12:03.012	15:12:03.012	15:15:22.400	3:19.388	3:19.388		
2	15:26:45.940	15:26:45.940	15:30:51.618	4:05.678	7:25.066		
3	15:39:51.342	15:39:51.342	15:41:23.304	1:31.962	8:57.028		

47 Fran Rueda PRO RACE / BMW Team Teo Martín
Andrés Saravia BMW M6 GT3

Nr.	In Day Time	In Time	Out Time	Pit Time	T. Pit Time	Handicap	Penalty
1	15:15:37.061	15:15:37.061	15:21:47.346	6:10.285	6:10.285		
2	15:27:51.186	15:27:51.186	15:30:49.400	2:58.214	9:08.499		
3	15:32:40.473	15:32:40.473	15:33:50.975	1:10.502	10:19.001		
4	15:35:41.161	15:35:41.161	15:36:51.377	1:10.216	11:29.217		
5	15:53:01.797	15:53:01.797	15:55:06.825	2:05.028	13:34.245		





Circuit de Barcelona
International GT Open
Free Practice - 2
Pit Stop Analysis



51 Alessandro Pier Guidi PRO Luzich Racing
 Mikkel Mac Ferrari 488 GT3

Nr.	In Day Time	In Time	Out Time	Pit Time	T. Pit Time	Handicap	Penalty
1	15:13:21.197	15:13:21.197	15:17:24.480	4:03.283	4:03.283		
2	15:26:33.095	15:26:33.095	15:30:36.048	4:02.953	8:06.236		
3	15:37:49.428	15:37:49.428	15:43:33.409	5:43.981	13:50.217		

52 Marco Cioci PRO Luzich Racing
 Matt Griffin Ferrari 488 GT3

Nr.	In Day Time	In Time	Out Time	Pit Time	T. Pit Time	Handicap	Penalty
1	15:18:56.274	15:18:56.274	15:21:00.381	2:04.107	2:04.107		
2	15:26:38.107	15:26:38.107	15:30:44.443	4:06.336	6:10.443		
3	15:41:36.075	15:41:36.075	15:44:07.257	2:31.182	8:41.625		
4	15:54:58.322	15:54:58.322	15:56:19.496	1:21.174	10:02.799		

63 Giovanni Venturini PRO Imperiale Racing
 Jeroen Mul Lamborghini Huracan GT3

Nr.	In Day Time	In Time	Out Time	Pit Time	T. Pit Time	Handicap	Penalty
1	15:11:27.408	15:11:27.408	15:13:22.126	1:54.718	1:54.718		
2	15:22:30.837	15:22:30.837	15:24:01.308	1:30.471	3:25.189		
3	15:27:52.531	15:27:52.531	15:30:56.636	3:04.105	6:29.294		
4	15:39:58.126	15:39:58.126	15:45:37.754	5:39.628	12:08.922		

66 Giulio Borlenghi AM Vincenzo Sospiri Racing
 Andrzej Lewandowski Lamborghini Huracan GT3

Nr.	In Day Time	In Time	Out Time	Pit Time	T. Pit Time	Handicap	Penalty
1	15:27:16.178	15:27:16.178	15:40:35.288	13:19.110	13:19.110		

71 Alexander West PROAM Luzich Racing
 Michele Rugolo Ferrari 488 GT3

Nr.	In Day Time	In Time	Out Time	Pit Time	T. Pit Time	Handicap	Penalty
1	15:13:57.975	15:13:57.975	15:17:19.728	3:21.753	3:21.753		
2	15:24:48.678	15:24:48.678	15:31:55.729	7:07.051	10:28.804		
3	15:41:02.741	15:41:02.741	15:43:03.476	2:00.735	12:29.539		

72 Mario Plachutta PROAM Lechner Racing
 Thomas Jäger Mercedes AMG GT3

Nr.	In Day Time	In Time	Out Time	Pit Time	T. Pit Time	Handicap	Penalty
1	15:12:37.498	15:12:37.498	15:14:49.612	2:12.114	2:12.114		
2	15:20:27.240	15:20:27.240	15:21:48.311	1:21.071	3:33.185		
3	15:27:47.347	15:27:47.347	15:31:16.430	3:29.083	7:02.268		
4	15:40:24.946	15:40:24.946	15:42:05.247	1:40.301	8:42.569		
5	15:51:01.368	15:51:01.368	15:53:28.102	2:26.734	11:09.303		

77 Marcin Jedlinski PROAM Olimp Racing
 Mateusz Lisowski Audi R8 LMS

Nr.	In Day Time	In Time	Out Time	Pit Time	T. Pit Time	Handicap	Penalty
1	15:27:54.265	15:27:54.265	15:32:31.158	4:36.893	4:36.893		
2	15:48:46.989	15:48:46.989	15:53:20.349	4:33.360	9:10.253		

84 Russell Ward PRO Winward Racing / HTP Motorsport
 Indy Dontje Mercedes AMG GT3

Nr.	In Day Time	In Time	Out Time	Pit Time	T. Pit Time	Handicap	Penalty
1	15:22:19.012	15:22:19.012	15:25:27.182	3:08.170	3:08.170		
2	15:27:33.368	15:27:33.368	15:31:26.667	3:53.299	7:01.469		
3	15:53:19.941	15:53:19.941	15:54:41.610	1:21.669	8:23.138		

4 15:56:33.684 15:56:33.684 15:57:45.438 1:11.754 9:34.892
90 Alberto Di Folco PRO Target Racing
 Adrian Zaugg Lamborghini Huracan GT3

Nr.	In Day Time	In Time	Out Time	Pit Time	T. Pit Time	Handicap	Penalty
1	15:05:08.641	15:05:08.641	15:06:15.319	1:06.678	1:06.678		
2	15:22:49.505	15:22:49.505	15:34:06.114	11:16.609	12:23.287		

91 Stefano Costantini AM Target Racing
 Christoph Lenz Lamborghini Huracan GT3

Nr.	In Day Time	In Time	Out Time	Pit Time	T. Pit Time	Handicap	Penalty
1	15:21:23.767	15:21:23.767	15:24:31.695	3:07.928	3:07.928		
2	15:26:34.574	15:26:34.574	15:31:03.508	4:28.934	7:36.862		
3	15:32:57.170	15:32:57.170	15:34:02.520	1:05.350	8:42.212		
4	15:50:47.182	15:50:47.182	15:53:03.680	2:16.498	10:58.710		

96 Bradley Ellis PROAM Optimum Motorsport
 Oliver Wilkinson Audi R8 LMS

Nr.	In Day Time	In Time	Out Time	Pit Time	T. Pit Time	Handicap	Penalty
1	15:20:49.867	15:20:49.867	15:23:07.630	2:17.763	2:17.763		
2	15:26:47.800	15:26:47.800	15:31:51.314	5:03.514	7:21.277		
3	15:39:01.642	15:39:01.642	15:39:47.148	45.506	8:06.783		
4	15:45:14.323	15:45:14.323	15:46:14.733	1:00.410	9:07.193		
5	15:51:45.810	15:51:45.810	15:52:41.175	55.365	10:02.558		

99 Manuel Da Costa AM Sports and You
 Miguel Sardinha Mercedes AMG GT3

Nr.	In Day Time	In Time	Out Time	Pit Time	T. Pit Time	Handicap	Penalty
1	15:14:32.057	15:14:32.057	15:17:49.471	3:17.414	3:17.414		
2	15:27:14.553	15:27:14.553	15:31:59.122	4:44.569	8:01.983		
3	15:43:02.909	15:43:02.909	15:46:24.188	3:21.279	11:23.262		
4	15:55:45.785	15:55:45.785	15:57:31.325	1:45.540	13:08.802		

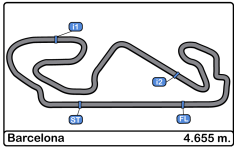
111 Charles Finelli AM Porteiro Motorsport
 Philippe Denes Mercedes AMG GT3

Nr.	In Day Time	In Time	Out Time	Pit Time	T. Pit Time	Handicap	Penalty
1	15:13:16.678	15:13:16.678	15:14:55.274	1:38.596	1:38.596		
2	15:26:31.746	15:26:31.746	15:31:25.446	4:53.700	6:32.296		
3	15:44:01.155	15:44:01.155	15:45:15.244	1:14.089	7:46.385		
4	15:47:14.890	15:47:14.890	15:48:25.139	1:10.249	8:56.634		
5	15:50:16.215	15:50:16.215	15:51:24.981	1:08.766	10:05.400		
6	15:53:18.506	15:53:18.506	15:54:39.050	1:20.544	11:25.944		
7	15:56:29.763	15:56:29.763	15:57:35.848	1:06.085	12:32.029		

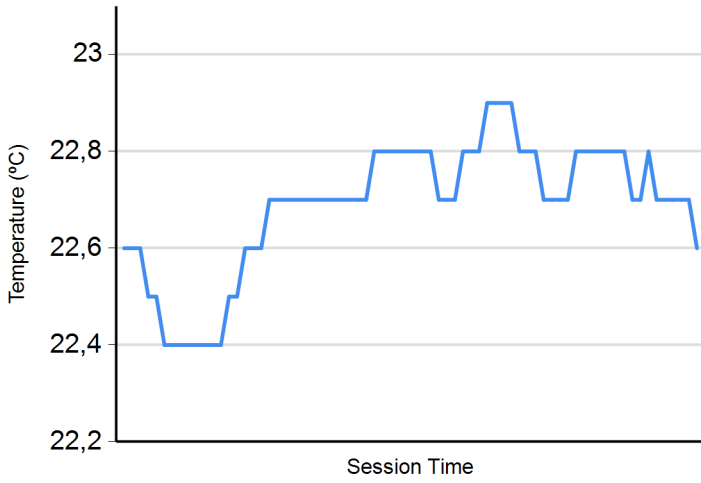
333 Rinat Salikhov PROAM Rinaldi Racing
 David Perel Ferrari 488 GT3

Nr.	In Day Time	In Time	Out Time	Pit Time	T. Pit Time	Handicap	Penalty
1	15:13:59.167	15:13:59.167	15:15:16.909	1:17.742	1:17.742		
2	15:20:38.936	15:20:38.936	15:23:28.455	2:49.519	4:07.261		
3	15:27:19.922	15:27:19.922	15:32:17.885	4:57.963	9:05.224		
4	15:46:48.434	15:46:48.434	15:48:34.142	1:45.708	10:50.932		

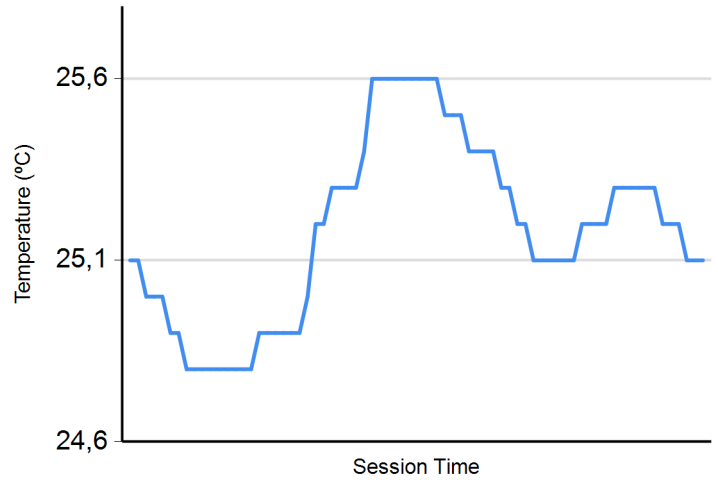




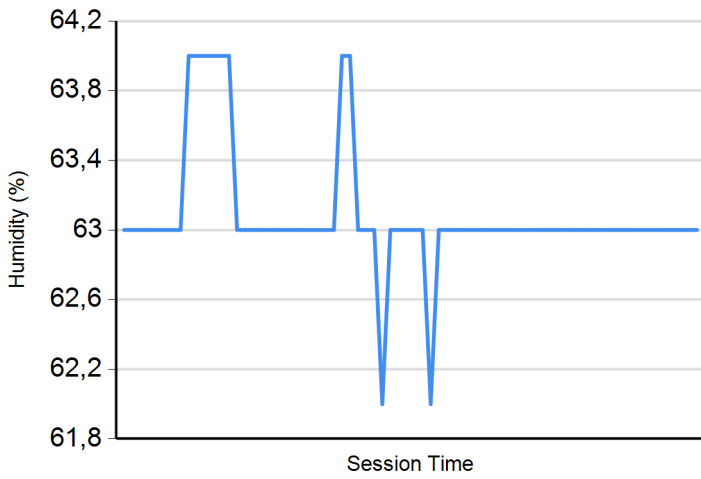
Air Temperature



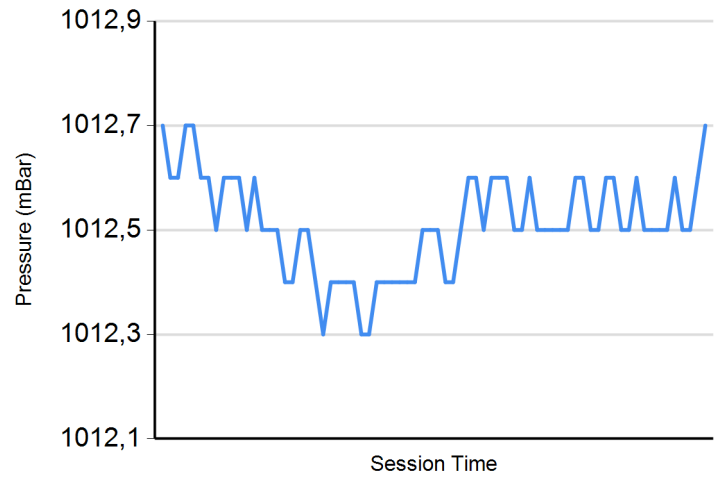
Track Temperature



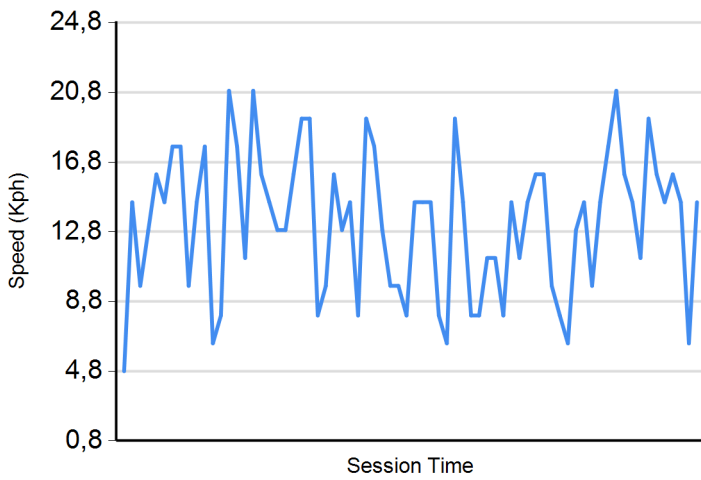
Humidity



Pressure

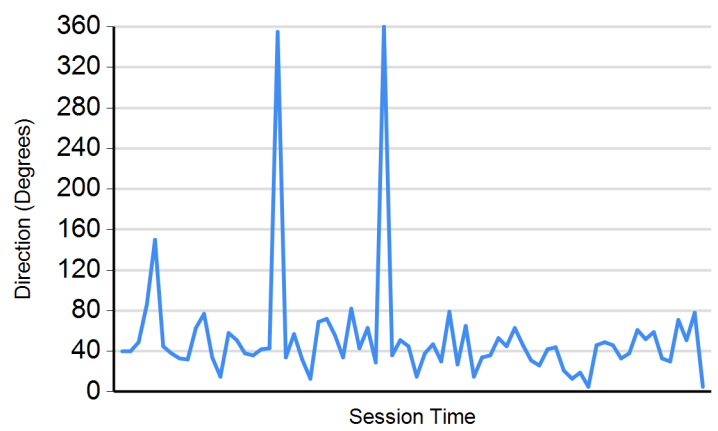


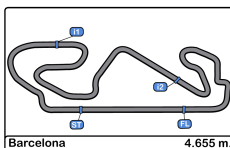
Wind Speed



Wind direction

North = 0°/360° Est = 90° South = 180° West = 270°





Circuito de Barcelona
International GT Open
Free Practice 1 - 2
Results



Cls	Nº	Entrant/Team	Nat	Driver 1	Nat	Status	Driver 2	Nat	Status	Vehicle	Cat	Cls	Laps	Free Practice - 1	Free Practice - 2	Best	Gap	Interval	Km/h		
1	72	Lechner Racing	AUT	Mario Plachutta	AUT	Bronze	Thomas Jäger	DEU	Gold	Mercedes AMG GT3	PROAM	1	43	1:46.308	11	1:45.395	20	1:45.395		159.0	
2	17	Senkyr Motorsport	CZE	Richard Gonda	SVK	Silver	Mikkel Jensen	DNK	Silver	BMW M6 GT3	PRO	1	37	1:47.701	17	1:45.492	17	1:45.492	0.097	0.097	158.8
3	20	SPS Automotive Performan	DEU	Valentin Pierburg	DEU	Bronze	Tom Onslow-Cole	GBR	Gold	Mercedes AMG GT3	PROAM	2	33	1:48.752	4	1:45.585	15	1:45.585	0.190	0.093	158.7
4	63	Imperiale Racing	ITA	Giovanni Venturini	ITA	Gold	Jeroen Mul	NLD	Silver	Lamborghini Huracan GT3	PRO	2	41	1:46.351	16	1:45.600	14	1:45.600	0.205	0.015	158.6
5	84	Winward Racing / HTP Mot	USA	Russell Ward	USA	Silver	Indy Dontje	NLD	Silver	Mercedes AMG GT3	PRO	3	46	1:47.080	19	1:45.821	5	1:45.821	0.426	0.221	158.3
6	71	Luzich Racing	USA	Alexander West	SWE	Bronze	Michele Rugolo	ITA	Gold	Ferrari 488 GT3	PROAM	3	46	1:47.237	9	1:45.869	14	1:45.869	0.474	0.048	158.2
7	12	Ombra Racing	ITA	Andrea Rizzoli	ITA	Silver	Damiano Fioravanti	ITA	Silver	Lamborghini Huracan GT3	PRO	4	44	1:46.853	6	1:45.938	20	1:45.938	0.543	0.069	158.1
8	333	Rinaldi Racing	DEU	Rinat Salikhov	RUS	Bronze	David Perel	ZAF	Silver	Ferrari 488 GT3	PROAM	4	46	1:46.634	18	1:45.950	7	1:45.950	0.555	0.012	158.1
9	36	Drivex School	ESP	Christian Hahn	BRA	Bronze	Lucas Auer	AUT	Gold	Mercedes AMG GT3	PROAM	5	44	1:45.957	11	1:45.990	14	1:45.957	0.562	0.007	158.1
10	96	Optimum Motorsport	GBR	Bradley Ellis	GBR	Silver	Oliver Wilkinson	GBR	Bronze	Audi R8 LMS	PROAM	6	45	1:46.500	21	1:46.021	21	1:46.021	0.626	0.064	158.0
11	6	Vincenzo Sospiri Racing	ITA	Kang Ling	CHN	Silver	Phillip Keen	GBR	Gold	Lamborghini Huracan GT3	PRO	5	46	1:46.073	17	1:46.205	5	1:46.073	0.678	0.052	157.9
12	77	Olimp Racing	POL	Marcin Jedlinski	POL	Bronze	Mateusz Lisowski	POL	Silver	Audi R8 LMS	PROAM	7	48	1:46.307	21	1:46.138	15	1:46.138	0.743	0.065	157.8
13	27	Daiko Lazarus Racing	ITA	Fabrizio Crestani	ITA	Silver	Miguel Ramos	PRT	Bronze	Lamborghini Huracan GT3	PROAM	8	42	1:46.504	2	1:46.144	20	1:46.144	0.749	0.006	157.8
14	25	Imperiale Racing	ITA	Riccardo Agostini	ITA	Gold	Rik Breukers	NLD	Silver	Lamborghini Huracan GT3	PRO	6	46	1:46.438	21	1:46.176	4	1:46.176	0.781	0.032	157.8
15	16	Drivex School	ESP	Marcelo Hahn	BRA	Bronze	Allam Khodair	BRA	Gold	Mercedes AMG GT3	PROAM	9	45	1:46.401	17	1:46.264	12	1:46.264	0.869	0.088	157.7
16	7	RACE / BMW Team Teo M	ESP	Márcio Basso	BRA	Bronze	Guilherme Salas	BRA	Bronze	BMW M6 GT3	AM	1	45	1:50.841	22	1:46.271	14	1:46.271	0.876	0.007	157.6
17	11	RS Racing	ITA	Daniele Di Amato	ITA	Silver	Andrea Montermini	ITA	Gold	Ferrari 488 GT3	PRO	7	47	1:46.843	22	1:46.309	22	1:46.309	0.914	0.038	157.6
18	51	Luzich Racing	USA	Alessandro Pier Guidi	ITA	Platinum	Mikkel Mac	DNK	Gold	Ferrari 488 GT3	PRO	8	47	1:46.383	20	1:46.631	7	1:46.383	0.988	0.074	157.5
19	47	RACE / BMW Team Teo M	ESP	Fran Rueda	ESP	Silver	Andrés Saravia	GTM	Silver	BMW M6 GT3	PRO	9	49	1:46.712	11	1:46.412	2	1:46.412	1.017	0.029	157.4
20	90	Target Racing	ITA	Alberto Di Folco	ITA	Silver	Adrian Zaugg	CHE	Silver	Lamborghini Huracan GT3	PRO	10	36	1:46.548	8	1:46.960	5	1:46.548	1.153	0.136	157.2
21	111	Porteiro Motorsport	ESP	Charles Finelli	USA	Bronze	Phillippe Denes	USA	Bronze	Mercedes AMG GT3	AM	2	45	1:47.026	3	1:46.582	14	1:46.582	1.187	0.034	157.2
22	28	Daiko Lazarus Racing	ITA	Toby Sowery	GBR	Silver	Giuseppe Cipriani	ITA	Bronze	Lamborghini Huracan GT3	PROAM	10	10	1:46.659	6			1:46.659	1.264	0.077	157.1
23	19	Imperiale Racing	ITA	Jiatong Liang	CHN	Bronze	Raffaele Giammaria	ITA	Gold	Lamborghini Huracan GT3	PROAM	11	45	1:47.012	9	1:46.663	6	1:46.663	1.268	0.004	157.1
24	33	Rinaldi Racing	DEU	Christian Hook	DEU	Bronze	Dominik Schwager	DEU	Gold	Ferrari 488 GT3	PROAM	12	49	1:46.664	14	1:46.698	6	1:46.664	1.269	0.001	157.1
25	3	RACE / BMW Team Teo M	ESP	Lourenço Beirão da Veiga	PRT	Silver	Juan Cruz Álvarez	ARG	Silver	BMW M6 GT3	PRO	11	43	1:46.773	10	1:47.086	10	1:46.773	1.378	0.109	156.9
26	52	Luzich Racing	USA	Marco Cioci	ITA	Gold	Matt Griffin	IRL	Gold	Ferrari 488 GT3	PRO	12	47	1:46.806	14	1:46.813	16	1:46.806	1.411	0.033	156.9
27	91	Target Racing	ITA	Stefano Costantini	ITA	Bronze	Christoph Lenz	CHE	Bronze	Lamborghini Huracan GT3	AM	3	43	1:48.380	7	1:47.321	6	1:47.321	1.926	0.515	156.1
28	5	Olimp Racing	POL	Stanislaw Jedlinski	POL	Bronze	Malgorzata Rdest	POL	Bronze	Audi R8 LMS	AM	4	45	1:48.416	20	1:47.341	15	1:47.341	1.946	0.020	156.1
29	66	Vincenzo Sospiri Racing	ITA	Giulio Borlenghi	BRA	Bronze	Andrzej Lewandowski	POL	Bronze	Lamborghini Huracan GT3	AM	5	34	1:47.391	7	1:48.116	11	1:47.391	1.996	0.050	156.0
30	99	Sports and You	PRT	Manuel Da Costa	PRT	Bronze	Miguel Sardinha	PRT	Bronze	Mercedes AMG GT3	AM	6	44	1:48.636	9	1:48.000	16	1:48.000	2.605	0.609	155.1

Published at:.....

Stewards:	Race Director:	Timekeeper:

