

**Circuito de Barcelona**  
**International GT Open**  
**Private test - 1**  
**Provisional Results**



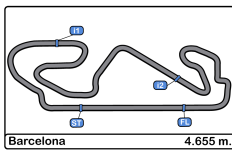
Cls	Nº	Entrant/Team	Nat	Driver 1	Nat	Driver 2	Nat	Vehicle	Cat	Cls	Laps	Best	Time	Gap	Interval	Km/h
1	28	Daiko Lazarus Racing	ITA	Toby Sowery	GBR	Silver Giuseppe Cipriani	ITA	Bronze Lamborghini Huracan GT3	PROAM	1	15	5	1:59.097			140.7
2	72	Lechner Racing	AUT	Mario Plachutta	AUT	Bronze Thomas Jäger	DEU	Gold Mercedes AMG GT3	PROAM	2	13	5	1:59.356	0.259	0.259	140.4
3	19	Imperiale Racing	ITA	Jiatong Liang	CHN	Bronze Raffaele Giammaria	ITA	Gold Lamborghini Huracan GT3	PROAM	3	22	10	1:59.369	0.272	0.013	140.3
4	51	Luzich Racing	USA	Alessandro Pier Guidi	ITA	Platinum Mikkel Mac	DNK	Gold Ferrari 488 GT3	PRO	1	22	8	1:59.487	0.390	0.118	140.2
5	27	Daiko Lazarus Racing	ITA	Fabrizio Crestani	ITA	Silver Miguel Ramos	PRT	Bronze Lamborghini Huracan GT3	PROAM	4	17	5	1:59.537	0.440	0.050	140.1
6	25	Imperiale Racing	ITA	Riccardo Agostini	ITA	Gold Rik Breukers	NLD	Silver Lamborghini Huracan GT3	PRO	2	11	5	1:59.619	0.522	0.082	140.0
7	11	RS Racing	ITA	Daniele Di Amato	ITA	Silver Andrea Montermini	ITA	Gold Ferrari 488 GT3	PRO	3	16	7	1:59.699	0.602	0.080	140.0
8	52	Luzich Racing	USA	Marco Cioci	ITA	Gold Matt Griffin	IRL	Gold Ferrari 488 GT3	PRO	4	22	3	1:59.737	0.640	0.038	139.9
9	77	Olimp Racing	POL	Marcin Jedlinski	POL	Bronze Mateusz Lisowski	POL	Silver Audi R8 LMS	PROAM	5	24	15	1:59.810	0.713	0.073	139.8
10	6	Vincenzo Sospiri Racing	ITA	Kang Ling	CHN	Silver Philip Keen	GBR	Gold Lamborghini Huracan GT3	PRO	5	11	5	1:59.894	0.797	0.084	139.7
11	71	Luzich Racing	USA	Alexander West	SWE	Bronze Michele Rugolo	ITA	Gold Ferrari 488 GT3	PROAM	6	26	16	1:59.899	0.802	0.005	139.7
12	36	Drivex School	ESP	Christian Hahn	BRA	Bronze Lucas Auer	AUT	Gold Mercedes AMG GT3	PROAM	7	13	2	1:59.974	0.877	0.075	139.6
13	63	Imperiale Racing	ITA	Giovanni Venturini	ITA	Gold Jeroen Mul	NLD	Silver Lamborghini Huracan GT3	PRO	6	25	24	1:59.993	0.896	0.019	139.6
14	20	SPS Automotive Performance	DEU	Valentin Pierburg	DEU	Bronze Tom Onslow-Cole	GBR	Gold Mercedes AMG GT3	PROAM	8	23	21	2:00.206	1.109	0.213	139.4
15	16	Drivex School	ESP	Marcelo Hahn	BRA	Bronze Allam Khodair	BRA	Gold Mercedes AMG GT3	PROAM	9	20	7	2:00.250	1.153	0.044	139.3
16	333	Rinaldi Racing	DEU	Rinat Salikhov	RUS	Bronze David Perel	ZAF	Silver Ferrari 488 GT3	PROAM	10	19	16	2:00.335	1.238	0.085	139.2
17	47	RACE / BMW Team Teo Martín	ESP	Fran Rueda	ESP	Silver Andrés Saravia	GTM	Silver BMW M6 GT3	PRO	7	23	5	2:00.459	1.362	0.124	139.1
18	90	Target Racing	ITA	Alberto Di Folco	ITA	Silver Adrian Zaugg	CHE	Silver Lamborghini Huracan GT3	PRO	8	22	15	2:00.502	1.405	0.043	139.0
19	96	Optimum Motorsport	GBR	Bradley Ellis	GBR	Silver Oliver Wilkinson	GBR	Bronze Audi R8 LMS	PROAM	11	20	3	2:00.508	1.411	0.006	139.0
20	17	Senkyr Motorsport	CZE	Richard Gonda	SVK	Silver Mikkel Jensen	DNK	Silver BMW M6 GT3	PRO	9	19	16	2:00.544	1.447	0.036	139.0
21	33	Rinaldi Racing	DEU	Christian Hook	DEU	Bronze Dominik Schwager	DEU	Gold Ferrari 488 GT3	PROAM	12	25	7	2:00.804	1.707	0.260	138.7
22	91	Target Racing	ITA	Stefano Costantini	ITA	Bronze Christoph Lenz	CHE	Bronze Lamborghini Huracan GT3	AM	1	24	6	2:00.929	1.832	0.125	138.5
23	84	Winward Racing / HTP	USA	Russell Ward	USA	Silver Indy Dontje	NLD	Silver Mercedes AMG GT3	PRO	10	27	4	2:01.019	1.922	0.090	138.4
24	12	Ombra Racing	ITA	Andrea Rizzoli	ITA	Silver Damiano Fioravanti	ITA	Silver Lamborghini Huracan GT3	PRO	11	18	3	2:01.132	2.035	0.113	138.3
25	21	SPS Automotive Performance	DEU	TBN		TBN		Mercedes AMG GT3		19	16	2:01.675	2.578	0.543	137.7	
26	7	RACE / BMW Team Teo Martín	ESP	Márcio Basso	BRA	Bronze Guilherme Salas	BRA	Bronze BMW M6 GT3	AM	2	22	18	2:01.761	2.664	0.086	137.6
27	111	Porteiro Motorsport	ESP	Charles Finelli	USA	Bronze Phillippe Denes	USA	Bronze Mercedes AMG GT3	AM	3	17	6	2:02.024	2.927	0.263	137.3
28	3	RACE / BMW Team Teo Martín	ESP	Lourenço Beirão da Veiga	PRT	Silver Juan Cruz Álvarez	ARG	Silver BMW M6 GT3	PRO	12	22	13	2:02.313	3.216	0.289	137.0
29	5	Olimp Racing	POL	Stanislaw Jedlinski	POL	Bronze Malgorzata Rdest	POL	Bronze Audi R8 LMS	AM	4	23	22	2:03.118	4.021	0.805	136.1

Published at:.....

Track Temp: 17.8 °C    Air Temp: 19.1 °C    Humidity: 87 %    Track Status: WET

<b>Stewards:</b>	<b>Race Director:</b>	<b>Timekeeper:</b>
------------------	-----------------------	--------------------





**Circuito de Barcelona**  
**International GT Open**  
**Private test - 1**  
**Provisional Results by Class**



Cls	Nº	Entrant/Team	Nat	Driver 1	Nat	Status	Driver 2	Nat	Status	Vehicle	Cat	Cls	Laps	Best	Time	Gap	Interval	Km/h	
1	21	SPS Automotive Performance	DEU	TBN			TBN			Mercedes AMG GT3			19	16	2:01.675			137.7	
<b>PRO</b>																			
1	51	Luzich Racing	USA	Alessandro Pier Guidi	ITA	Platinum	Mikkel Mac	DNK	Gold	Ferrari 488 GT3	PRO	1	22	8	1:59.487			140.2	
2	25	Imperiale Racing	ITA	Riccardo Agostini	ITA	Gold	Rik Breukers	NLD	Silver	Lamborghini Huracan GT3	PRO	2	11	5	1:59.619	0.132	0.132	140.0	
3	11	RS Racing	ITA	Daniele Di Amato	ITA	Silver	Andrea Montermini	ITA	Gold	Ferrari 488 GT3	PRO	3	16	7	1:59.699	0.212	0.080	140.0	
4	52	Luzich Racing	USA	Marco Cioci	ITA	Gold	Matt Griffin	IRL	Gold	Ferrari 488 GT3	PRO	4	22	3	1:59.737	0.250	0.038	139.9	
5	6	Vincenzo Sospiri Racing	ITA	Kang Ling	CHN	Silver	Phillip Keen	GBR	Gold	Lamborghini Huracan GT3	PRO	5	11	5	1:59.894	0.407	0.157	139.7	
6	63	Imperiale Racing	ITA	Giovanni Venturini	ITA	Gold	Jeroen Mul	NLD	Silver	Lamborghini Huracan GT3	PRO	6	25	24	1:59.993	0.506	0.099	139.6	
7	47	RACE / BMW Team Teo Martin	ESP	Fran Rueda	ESP	Silver	Andrés Saravia	GTM	Silver	BMW M6 GT3	PRO	7	23	5	2:00.459	0.972	0.466	139.1	
8	90	Target Racing	ITA	Alberto Di Folco	ITA	Silver	Adrian Zaugg	CHE	Silver	Lamborghini Huracan GT3	PRO	8	22	15	2:00.502	1.015	0.043	139.0	
9	17	Senkyr Motorsport	CZE	Richard Gonda	SVK	Silver	Mikkel Jensen	DNK	Silver	BMW M6 GT3	PRO	9	19	16	2:00.544	1.057	0.042	139.0	
10	84	Winward Racing / HTP	USA	Russell Ward	USA	Silver	Indy Dontje	NLD	Silver	Mercedes AMG GT3	PRO	10	27	4	2:01.019	1.532	0.475	138.4	
11	12	Ombra Racing	ITA	Andrea Rizzoli	ITA	Silver	Damiano Fioravanti	ITA	Silver	Lamborghini Huracan GT3	PRO	11	18	3	2:01.132	1.645	0.113	138.3	
12	3	RACE / BMW Team Teo Martin	ESP	Lourenço Beirão da Veiga	PRT	Silver	Juan Cruz Álvarez	ARG	Silver	BMW M6 GT3	PRO	12	22	13	2:02.313	2.826	1.181	137.0	
<b>PROAM</b>																			
1	28	Daiko Lazarus Racing	ITA	Toby Sowery	GBR	Silver	Giuseppe Cipriani	ITA	Bronze	Lamborghini Huracan GT3	PROAM	1	15	5	1:59.097			140.7	
2	72	Lechner Racing	AUT	Mario Plachutta	AUT	Bronze	Thomas Jäger	DEU	Gold	Mercedes AMG GT3	PROAM	2	13	5	1:59.356	0.259	0.259	140.4	
3	19	Imperiale Racing	ITA	Jiatong Liang	CHN	Bronze	Raffaele Giammaria	ITA	Gold	Lamborghini Huracan GT3	PROAM	3	22	10	1:59.369	0.272	0.013	140.3	
4	27	Daiko Lazarus Racing	ITA	Fabrizio Crestani	ITA	Silver	Miguel Ramos	PRT	Bronze	Lamborghini Huracan GT3	PROAM	4	17	5	1:59.537	0.440	0.168	140.1	
5	77	Olimp Racing	POL	Marcin Jedlinski	POL	Bronze	Mateusz Lisowski	POL	Silver	Audi R8 LMS	PROAM	5	24	15	1:59.810	0.713	0.273	139.8	
6	71	Luzich Racing	USA	Alexander West	SWE	Bronze	Michele Rugolo	ITA	Gold	Ferrari 488 GT3	PROAM	6	26	16	1:59.899	0.802	0.089	139.7	
7	36	Drivex School	ESP	Christian Hahn	BRA	Bronze	Lucas Auer	AUT	Gold	Mercedes AMG GT3	PROAM	7	13	2	1:59.974	0.877	0.075	139.6	
8	20	SPS Automotive Performance	DEU	Valentin Pierburg	DEU	Bronze	Tom Onslow-Cole	GBR	Gold	Mercedes AMG GT3	PROAM	8	23	21	2:00.206	1.109	0.232	139.4	
9	16	Drivex School	ESP	Marcelo Hahn	BRA	Bronze	Allam Khodair	BRA	Gold	Mercedes AMG GT3	PROAM	9	20	7	2:00.250	1.153	0.044	139.3	
10	333	Rinaldi Racing	DEU	Rinat Salikhov	RUS	Bronze	David Perel	ZAF	Silver	Ferrari 488 GT3	PROAM	10	19	16	2:00.335	1.238	0.085	139.2	
11	96	Optimum Motorsport	GBR	Bradley Ellis	GBR	Silver	Oliver Wilkinson	GBR	Bronze	Audi R8 LMS	PROAM	11	20	3	2:00.508	1.411	0.173	139.0	
12	33	Rinaldi Racing	DEU	Christian Hook	DEU	Bronze	Dominik Schwager	DEU	Gold	Ferrari 488 GT3	PROAM	12	25	7	2:00.804	1.707	0.296	138.7	
<b>AM</b>																			
1	91	Target Racing	ITA	Stefano Costantini	ITA	Bronze	Christoph Lenz	CHE	Bronze	Lamborghini Huracan GT3	AM	1	24	6	2:00.929			138.5	
2	7	RACE / BMW Team Teo Martin	ESP	Márcio Basso	BRA	Bronze	Guilherme Salas	BRA	Bronze	BMW M6 GT3	AM	2	22	18	2:01.761	0.832	0.832	137.6	
3	111	Porteiro Motorsport	ESP	Charles Finelli	USA	Bronze	Phillippe Denes	USA	Bronze	Mercedes AMG GT3	AM	3	17	6	2:02.024	1.095	0.263	137.3	
4	5	Olimp Racing	POL	Stanislaw Jedlinski	POL	Bronze	Malgorzata Rdest	POL	Bronze	Audi R8 LMS	AM	4	23	22	2:03.118	2.189	1.094	136.1	

Published at:.....

Track Temp: 17.8 °C    Air Temp: 19.1 °C    Humidity: 87 %    Track Status: WET

<b>Stewards:</b>	<b>Race Director:</b>	<b>Timekeeper:</b>
------------------	-----------------------	--------------------





**Circuit de Barcelona**  
**International GT Open**  
**Private test - 1**  
**Lap Analysis**



3							6								
1 Lourenço Beirão da Veiga			BMW M6 GT3				1 Kang Ling			Lamborghini Huracan GT3					
PRO			RACE / BMW Team Teo Martín				PRO			Vincenzo Sospiri Racing					
Lap	D	Time	Sector 1	Sector 2	Sector 3	T. Spd	Elapsed	Lap	D	Time	Sector 1	Sector 2	Sector 3	T. Spd	Elapsed
1		13:02:41.728	13:01:02.098	55.482	44.148	126.6	13:02:41.728	1		13:32:03.731	13:30:30.330	47.086	46.315	185.5	13:32:03.731
2		2:09.511	38.353	49.382	41.776	179.7	13:04:51.239	2		6:36.848	5:04.501	46.516	45.831	189.4	13:38:40.579
3		2:05.490	36.425	47.846	41.219	194.9	13:06:56.729	3		2:23.761	52.020	46.376	45.365	193.2	13:41:04.340
4		2:17.260	38.080	51.693	47.487	176.1	13:09:13.989	4		2:46.065	1:13.584	46.277	46.204	193.2	13:43:50.405
5		2:02.478	34.487	46.760	41.231	238.4	13:11:16.467	5		1:59.894	33.690	45.777	40.427	260.8	13:45:50.299
6		2:13.135	36.225	47.932	48.978	226.4	13:13:29.602	6		2:01.199	33.423	46.305	41.471	260.8	13:47:51.498
7		17:36.214	16:05.759	48.748	41.707	181.5	13:31:05.816	7		2:00.116	33.368	46.039	40.709	259.6	13:49:51.614
8		2:07.101	35.419	48.810	42.872	218.6	13:33:12.917	8		2:00.736	33.470	46.205	41.061	259.6	13:51:52.350
9		2:03.690	34.582	47.722	41.386	229.7	13:35:16.607	9		2:00.224	33.338	46.256	40.630	260.2	13:53:52.574
10		2:14.374	34.810	54.198	45.366	250.5	13:37:30.981	10		1:59.902	33.346	45.987	40.569	260.2	13:55:52.476
11		2:02.822	33.861	47.419	41.542	261.5	13:39:33.803	11		2:09.071	36.627	46.428	46.016	260.2	13:58:01.547
12		2:02.701	33.810	47.015	41.876	260.8	13:41:36.504	7 1 Márcio Basso BMW M6 GT3 2 Guilherme Salas RACE / BMW Team Teo Martín							
13		2:02.313	33.811	46.831	41.671	260.8	13:43:38.817								
14		2:02.472	33.635	47.120	41.717	260.2	13:45:41.289								
15		2:02.839	33.883	47.101	41.855	259.6	13:47:44.128								
16		2:10.472	35.155	48.281	47.036	259.6	13:49:54.600								
17		3:16.804	1:45.705	48.615	42.484	183.3	13:53:11.404								
18		2:03.910	34.262	47.440	42.208	256.5	13:55:15.314								
19		2:03.823	34.355	47.462	42.006	257.7	13:57:19.137								
20		2:04.163	34.264	47.709	42.190	258.3	13:59:23.300								
21		2:08.772	34.217	52.357	42.198	258.9	14:01:32.072								
22		2:09.550	34.097	46.742	48.711	259.6	14:03:41.622								
5							AM								
1 Stanislaw Jedlinski			Audi R8 LMS				2 Malgorzata Rdest			Olimp Racing					
Lap	D	Time	Sector 1	Sector 2	Sector 3	T. Spd	Elapsed	Lap	D	Time	Sector 1	Sector 2	Sector 3	T. Spd	Elapsed
1		13:04:18.035	13:02:37.662	54.071	46.302	144.9	13:04:18.035	1		13:04:04.975	13:02:30.512	52.072	42.391	132.5	13:04:04.975
2		2:21.136	41.615	52.873	46.648	178.2	13:06:39.171	2		2:05.412	36.052	48.162	41.198	225.4	13:06:10.387
3		2:22.349	37.907	58.834	45.608	252.3	13:09:01.520	3		2:02.700	34.635	47.182	40.883	251.1	13:08:13.087
4		2:14.967	36.475	53.058	45.434	254.1	13:11:16.487	4		2:07.375	33.750	47.127	46.498	257.1	13:10:20.462
5		2:21.531	40.230	51.951	49.350	208.8	13:13:38.018	5		4:06.913	2:38.451	47.393	41.069	129.3	13:14:27.375
6		2:14.692	36.721	51.432	46.539	254.7	13:15:52.710	6		2:08.393	34.049	48.279	46.065	258.9	13:16:35.768
7		2:36.864	38.310	52.411	1:06.143	250.0	13:18:29.574	7		3:15.948	1:43.390	47.193	45.365	188.8	13:19:51.716
8		5:25.456	3:51.088	50.733	43.635	105.5	13:23:55.030	8		2:01.875	33.657	47.025	41.193	260.8	13:21:53.591
9		2:11.456	36.765	50.727	43.964	234.2	13:26:06.486	9		2:09.189	33.716	48.231	47.242	259.6	13:24:02.780
10		2:16.967	37.955	53.771	45.241	245.4	13:28:23.453	10		3:23.562	1:49.345	51.367	42.850	191.8	13:27:26.342
11		2:15.110	37.897	52.372	44.841	246.0	13:30:38.563	11		2:15.539	34.513	51.617	49.409	259.6	13:29:41.881
12		2:10.770	35.448	51.311	44.011	257.7	13:32:49.333	12		2:02.571	33.680	46.982	41.909	261.5	13:31:44.452
13		2:26.230	37.167	52.545	56.518	257.1	13:35:15.563	13		2:04.180	33.762	48.008	42.410	260.2	13:33:48.632
14		9:09.058	7:31.439	53.550	44.069	103.3	13:44:24.621	14		2:02.786	34.037	47.173	41.576	261.5	13:35:51.418
15		2:07.681	35.471	49.850	42.360	235.2	13:46:32.302	15		2:02.835	33.690	47.229	41.916	260.8	13:37:54.253
16		2:05.199	34.737	48.582	41.880	256.5	13:48:37.501	16		2:12.983	36.043	49.776	47.164	233.7	13:40:07.236
17		2:05.620	34.673	49.070	41.877	255.9	13:50:43.121	17		13:32.365	11:54.508	52.226	45.631	117.2	13:53:39.601
18		2:03.543	34.454	47.742	41.347	248.2	13:52:46.664	18		2:01.761	33.640	46.565	41.556	258.9	13:55:41.362
19		2:05.052	34.051	48.384	42.617	258.9	13:54:51.716	19		2:01.785	33.922	46.453	41.410	257.7	13:57:43.147
20		2:04.478	34.241	48.342	41.895	258.3	13:56:56.194	20		2:02.298	34.069	46.512	41.717	260.2	13:59:45.445
21		2:03.176	34.105	47.640	41.431	256.5	13:58:59.370	21		2:02.022	33.566	46.604	41.852	260.2	14:01:47.467
22		2:03.118	33.941	47.615	41.562	257.7	14:01:02.488	22		2:17.041	37.336	51.714	47.991	215.5	14:04:04.508
23		2:26.800	38.270	54.501	54.029	248.8	14:03:29.288								





**Circuit de Barcelona**  
**International GT Open**  
**Private test - 1**  
**Lap Analysis**



**11**

1 Daniele Di Amato  
 Ferrari 488 GT3  
 PRO  
 2 Andrea Montermini  
 RS Racing

Lap	D	Time	Sector 1	Sector 2	Sector 3	T. Spd	Elapsed
1		13:07:52.074 P	13:06:19.536	47.438	45.100	182.1	13:07:52.074
2		2:41.403	1:14.921	46.012	40.470	190.8	13:10:33.477
3		2:00.486	33.580	46.339	40.567	257.1	13:12:33.963
4		2:00.540	33.503	46.461	40.576	256.5	13:14:34.503
5		2:06.136 P	33.618	47.510	45.008	256.5	13:16:40.639
6		5:59.354	4:32.572	46.636	40.146	187.8	13:22:39.993
7		1:59.699	33.195	46.175	40.329	258.3	13:24:39.692
8		2:05.757	33.413	46.861	45.483	258.3	13:26:45.449
9		2:05.610 P	33.569	47.144	44.897	258.3	13:28:51.059
10		10:45.104	8:58.671	57.936	48.497	138.6	13:39:36.163
11		2:15.033	41.548	51.368	42.117	159.0	13:41:51.196
12		2:15.988 P	35.355	51.015	49.618	236.8	13:44:07.184
13		6:02.706	4:33.779	47.777	41.150	139.7	13:50:09.890
14		2:01.588	33.861	46.920	40.807	257.7	13:52:11.478
15		2:00.923	33.708	46.451	40.764	257.7	13:54:12.401
16		2:09.490 P	35.018	48.342	46.130	258.3	13:56:21.891

**12**

1 Andrea Rizzoli  
 Lamborghini Huracan GT3  
 PRO  
 2 Damiano Fioravanti  
 Ombra Racing

Lap	D	Time	Sector 1	Sector 2	Sector 3	T. Spd	Elapsed
1		13:19:39.708 P	13:18:03.705	48.841	47.162	172.2	13:19:39.708
2		3:49.901	2:20.575	46.987	42.339	188.8	13:23:29.609
3		2:01.132	33.554	47.065	40.513	258.3	13:25:30.741
4		2:02.254	33.801	47.089	41.364	257.1	13:27:32.995
5		2:09.287 P	33.829	48.012	47.446	258.3	13:29:42.282
6		3:58.728	2:24.551	47.842	46.335	105.5	13:33:41.010
7		2:25.469 P	37.138	57.429	50.902	257.7	13:36:06.479
8		5:07.005	3:38.354	46.818	41.833	186.5	13:41:13.484
9		2:01.987	33.873	47.179	40.935	258.9	13:43:15.471
10		2:01.505	33.733	46.920	40.852	259.6	13:45:16.976
11		2:07.063 P	33.692	47.085	46.286	258.3	13:47:24.039
12		3:52.428	2:18.416	51.857	42.155	177.6	13:51:16.467
13		2:02.963	34.597	47.169	41.197	255.3	13:53:19.430
14		2:09.373	34.114	46.946	48.313	258.3	13:55:28.803
15		2:02.250	33.832	46.719	41.699	259.6	13:57:31.053
16		2:02.067	33.984	46.902	41.181	260.8	13:59:33.120
17		2:01.685	33.823	46.679	41.183	260.2	14:01:34.805
18		2:12.226 P	34.762	46.835	50.629	231.7	14:03:47.031

**16**

1 Marcelo Hahn  
 Mercedes AMG GT3  
 PROAM  
 2 Allam Khodair  
 Drivex School

Lap	D	Time	Sector 1	Sector 2	Sector 3	T. Spd	Elapsed
1		13:07:29.362	13:06:00.511	47.727	41.124	121.2	13:07:29.362
2		2:01.309	33.638	46.997	40.674	256.5	13:09:30.671
3		2:14.180	33.374	59.781	41.025	256.5	13:11:44.851
4		2:02.147	33.464	46.728	41.955	256.5	13:13:46.998
5		2:07.781 P	33.578	46.414	47.789	258.3	13:15:54.779
6		7:49.569	6:17.127	50.064	42.378	123.2	13:23:44.348
7		2:00.250	33.140	46.360	40.750	258.3	13:25:44.598
8		2:03.498	33.342	46.416	43.740	256.5	13:27:48.096
9		2:00.995	33.612	46.271	41.112	257.1	13:29:49.091
10		2:20.627 P	33.578	1:01.631	45.418	258.9	13:32:09.718
11		8:35.468	7:06.922	46.552	41.994	191.4	13:40:45.186
12		2:00.259	33.359	46.196	40.704	256.5	13:42:45.445
13		2:06.732 P	34.880	46.490	45.362	255.9	13:44:52.177
14		4:53.716	3:17.607	51.867	44.242	139.3	13:49:45.893
15		2:08.138	35.278	49.239	43.621	250.5	13:51:54.031
16		2:03.801	35.129	47.482	41.190	252.3	13:53:57.832
17		2:05.011	34.713	47.564	42.734	252.3	13:56:02.843
18		2:06.071	34.875	49.660	41.536	243.7	13:58:08.914
19		2:04.274	34.271	48.206	41.797	253.5	14:00:13.188
20		2:10.214 P	34.525	47.727	47.962	254.1	14:02:23.402

**17**

1 Richard Gonda  
 BMW M6 GT3  
 PRO  
 2 Mikkel Jensen  
 Senkyr Motorsport

Lap	D	Time	Sector 1	Sector 2	Sector 3	T. Spd	Elapsed
1		13:03:48.487	13:02:08.857	55.939	43.691	145.7	13:03:48.487
2		2:02.133	34.516	47.040	40.577	252.9	13:05:50.620
3		2:00.824	33.472	46.423	40.929	257.7	13:07:51.444
4		2:06.018 P	33.316	46.689	46.013	260.2	13:09:57.462
5		5:31.951	3:59.065	51.491	41.395	184.9	13:15:29.413
6		2:01.439	33.343	46.561	41.535	258.9	13:17:30.852
7		2:02.303	33.415	47.395	41.493	260.8	13:19:33.155
8		2:06.296 P	33.736	47.390	45.170	257.7	13:21:39.451
9		7:35.659	6:05.716	47.443	42.500	186.5	13:29:15.110
10		2:02.057	33.761	46.977	41.319	261.5	13:31:17.167
11		2:02.554	33.654	47.399	41.501	257.7	13:33:19.721
12		2:02.420	33.798	47.129	41.493	260.2	13:35:22.141
13		2:01.930	33.530	46.864	41.536	257.7	13:37:24.071
14		2:06.327 P	33.503	46.990	45.834	258.3	13:39:30.398
15		7:09.361	5:35.579	47.448	46.334	189.1	13:46:39.759
16		2:00.544	33.167	46.400	40.977	256.5	13:48:40.303
17		2:01.753	33.287	47.096	41.370	258.3	13:50:42.056
18		2:00.605	33.339	46.408	40.858	259.6	13:52:42.661
19		2:20.846 P	40.957	47.234	52.655	257.7	13:55:03.507





**Circuit de Barcelona**  
**International GT Open**  
**Private test - 1**  
**Lap Analysis**



**19**

1 Jiatong Liang  
 PROAM  
 2 Raffaele Giammaria  
 Imperiale Racing

Lamborghini Huracan GT3  
 Imperiale Racing

Lap	D	Time	Sector 1	Sector 2	Sector 3	T. Spd	Elapsed
1		13:11:28.342	13:09:52.604	52.854	42.884	145.3	13:11:28.342
2		2:02.894	34.266	47.909	40.719	218.1	13:13:31.236
3		1:59.896	33.198	46.511	40.187	257.7	13:15:31.132
4		2:01.980	32.924	46.400	42.656	258.3	13:17:33.112
5		2:12.868	33.080	46.910	52.878	260.2	13:19:45.980
6		2:10.257 P	33.161	46.600	50.496	259.6	13:21:56.237
7		7:34.786	6:05.021	48.606	41.159	189.4	13:29:31.023
8		2:00.821	32.847	46.313	41.661	258.9	13:31:31.844
9		1:59.940	33.382	46.446	40.112	244.8	13:33:31.784
10		1:59.369	32.959	46.152	40.258	259.6	13:35:31.153
11		2:05.769 P	33.212	46.645	45.912	258.9	13:37:36.922
12		4:29.214	2:59.481	48.177	41.556	191.8	13:42:06.136
13		2:01.936	33.839	47.019	41.078	257.7	13:44:08.072
14		2:02.019	33.926	46.933	41.160	258.9	13:46:10.091
15		2:02.110	33.872	46.881	41.357	258.9	13:48:12.201
16		2:02.288	33.985	46.787	41.516	259.6	13:50:14.489
17		2:02.303	34.014	46.857	41.432	259.6	13:52:16.792
18		2:04.398	34.062	46.856	43.480	259.6	13:54:21.190
19		2:02.215	34.151	46.828	41.236	260.2	13:56:23.405
20		2:01.828	33.862	47.041	40.925	260.8	13:58:25.233
21		2:01.780	33.896	46.925	40.959	258.9	14:00:27.013
22		2:22.025 P	34.578	50.604	56.843	259.6	14:02:49.038

**20**

1 Valentin Pierburg  
 PROAM  
 2 Tom Onslow-Cole  
 SPS Automotive Performance

Mercedes AMG GT3  
 SPS Automotive Performance

Lap	D	Time	Sector 1	Sector 2	Sector 3	T. Spd	Elapsed
1		13:10:18.353	13:08:49.451	47.905	40.997	138.8	13:10:18.353
2		2:01.732	34.246	46.898	40.588	252.3	13:12:20.085
3		2:03.622	34.113	46.832	42.677	251.7	13:14:23.707
4		2:01.218	33.659	46.373	41.186	254.1	13:16:24.925
5		2:01.096	33.560	46.748	40.788	254.7	13:18:26.021
6		2:01.420	33.948	46.401	41.071	254.7	13:20:27.441
7		2:01.471	33.541	46.585	41.345	255.3	13:22:28.912
8		2:06.834 P	33.698	46.491	46.645	254.7	13:24:35.746
9		6:58.418	5:30.026	47.155	41.237	154.2	13:31:34.164
10		2:02.639	33.624	47.551	41.464	255.3	13:33:36.803
11		2:02.576	34.429	47.219	40.928	255.9	13:35:39.379
12		2:00.862	33.759	46.197	40.906	254.1	13:37:40.241
13		2:01.568	34.013	46.291	41.264	254.7	13:39:41.809
14		2:01.667	33.760	46.833	41.074	254.7	13:41:43.476
15		2:01.276	33.632	46.368	41.276	254.7	13:43:44.752
16		2:07.637 P	33.981	47.183	46.473	254.7	13:45:52.389
17		4:22.871	2:55.106	47.160	40.605	175.8	13:50:15.260
18		2:01.810	34.183	46.782	40.845	255.9	13:52:17.070
19		2:01.887	34.101	46.852	40.934	255.3	13:54:18.957
20		2:00.461	33.415	46.508	40.538	255.9	13:56:19.418
21		2:00.206	33.574	46.169	40.463	255.3	13:58:19.624
22		2:00.215	33.365	46.157	40.693	254.7	14:00:19.839
23		2:12.072 P	33.399	46.864	51.809	255.3	14:02:31.911

**21**

1 TBN  
 2 TBN  
 SPS Automotive Performance

Lap	D	Time	Sector 1	Sector 2	Sector 3	T. Spd	Elapsed
1		13:03:12.107	13:01:32.948	54.022	45.137	147.1	13:03:12.107
2		2:07.858	36.512	49.234	42.112	218.1	13:05:19.965
3		2:03.874	34.412	48.053	41.409	253.5	13:07:23.839
4		2:02.811	34.104	47.018	41.689	253.5	13:09:26.650
5		2:03.891	35.481	47.336	41.074	226.4	13:11:30.541
6		2:03.528	33.987	47.489	42.052	254.7	13:13:34.069
7		2:02.201	33.635	46.885	41.681	254.7	13:15:36.270
8		2:02.654	33.714	47.498	41.442	254.7	13:17:38.924
9		2:02.133	33.664	47.214	41.255	255.3	13:19:41.057
10		2:12.842 P	33.563	46.947	52.332	255.9	13:21:53.899
11		8:32.894	6:56.192	51.712	44.990	166.6	13:30:26.793
12		2:02.443	33.784	47.539	41.120	255.9	13:32:29.236
13		2:01.745	33.709	46.732	41.304	255.3	13:34:30.981
14		2:03.205	33.929	47.463	41.813	256.5	13:36:34.186
15		2:02.865	33.705	47.801	41.359	255.9	13:38:37.051
16		2:01.675	33.597	46.782	41.296	255.9	13:40:38.726
17		2:01.934	33.679	46.868	41.387	256.5	13:42:40.660
18		2:02.199	33.645	46.777	41.777	256.5	13:44:42.859
19		2:12.585 P	34.023	47.496	51.066	255.3	13:46:55.444

**25**

1 Riccardo Agostini  
 PRO  
 2 Rik Breukers  
 Imperiale Racing

Lap	D	Time	Sector 1	Sector 2	Sector 3	T. Spd	Elapsed
1		13:02:31.100	13:00:52.847	54.436	43.817	134.6	13:02:31.100
2		2:12.475 P	37.991	48.481	46.003	203.7	13:04:43.575
3		7:02.711	5:36.426	46.067	40.218	177.6	13:11:46.286
4		2:00.259	33.174	45.973	41.112	260.8	13:13:46.545
5		1:59.619	33.487	45.678	40.454	258.9	13:15:46.164
6		2:04.995 P	33.100	45.779	46.116	259.6	13:17:51.159
7		3:14.998	1:48.780	45.706	40.512	173.3	13:21:06.157
8		2:07.961 P	33.700	45.776	48.485	260.2	13:23:14.118
9		4:04.310	2:35.648	47.357	41.305	189.1	13:27:18.428
10		2:00.939	33.369	46.390	41.180	258.3	13:29:19.367
11		2:22.450 P	33.377	1:01.915	47.158	260.2	13:31:41.817

**27**

1 Fabrizio Crestani  
 PROAM  
 2 Miguel Ramos  
 Daiko Lazarus Racing

Lap	D	Time	Sector 1	Sector 2	Sector 3	T. Spd	Elapsed
1		13:05:12.973 P	13:03:36.878	48.391	47.704	140.6	13:05:12.973
2		10:48.380	9:22.297	46.244	39.839	183.9	13:16:01.353
3		1:59.858	33.072	46.390	40.396	260.2	13:18:01.211
4		1:59.668	33.134	46.394	40.140	262.1	13:20:00.879
5		1:59.537	33.097	46.083	40.357	262.1	13:22:00.416
6		2:06.015 P	33.359	46.001	46.655	261.5	13:24:06.431
7		11:12.858	9:39.575	51.744	41.539	142.4	13:35:19.289
8		2:02.193	33.483	47.425	41.285	262.7	13:37:21.482
9		2:01.808	33.528	47.241	41.039	260.2	13:39:23.290
10		2:02.020	33.938	46.749	41.333	260.2	13:41:25.310
11		2:24.816 P	40.443	50.448	53.925	260.2	13:43:50.126
12		8:16.407	6:41.557	52.724	42.126	155.1	13:52:06.533
13		2:10.516	35.650	51.036	43.830	210.1	13:54:17.049
14		2:03.956	34.228	48.711	41.017	246.0	13:56:21.005
15		2:01.701	33.889	46.959	40.853	261.5	13:58:22.706
16		2:00.964	33.422	46.780	40.762	261.5	14:00:23.670
17		2:09.639 P	33.763	47.619	48.257	261.5	14:02:33.309





**Circuit de Barcelona**  
**International GT Open**  
**Private test - 1**  
**Lap Analysis**



28							36								
1 Toby Sowery			Lamborghini Huracan GT3				1 Christian Hahn			Mercedes AMG GT3					
PROAM			Daiko Lazarus Racing				PROAM			Drivex School					
2 Giuseppe Cipriani							2 Lucas Auer								
Lap	D	Time	Sector 1	Sector 2	Sector 3	T. Spd	Elapsed	Lap	D	Time	Sector 1	Sector 2	Sector 3	T. Spd	Elapsed
1		13:16:06.645	P 13:14:34.676	47.902	44.067	175.0	13:16:06.645	1		13:29:10.340	13:27:38.248	49.214	42.878	185.2	13:29:10.340
2		4:18.640	2:51.088	46.476	41.076	179.4	13:20:25.285	2		1:59.974	33.361	46.060	40.553	255.9	13:31:10.314
3		1:59.397	33.321	45.968	40.108	259.6	13:22:24.682	3		2:05.716	P 33.184	46.873	45.659	257.7	13:33:16.030
4		2:00.884	33.423	47.411	40.050	261.5	13:24:25.566	4		8:05.323	6:30.895	50.458	43.970	154.2	13:41:21.353
5		1:59.097	33.125	45.900	40.072	261.5	13:26:24.663	5		2:03.708	34.892	47.798	41.018	254.1	13:43:25.061
6		1:59.679	33.281	45.950	40.448	261.5	13:28:24.342	6		2:02.220	33.884	47.115	41.221	255.9	13:45:27.281
7		2:04.229	P 33.575	46.411	44.243	262.1	13:30:28.571	7		2:02.796	34.576	47.040	41.180	247.7	13:47:30.077
8		6:24.632	4:40.252	57.887	46.493	125.8	13:36:53.203	8		2:01.518	34.087	46.396	41.035	254.7	13:49:31.595
9		2:11.734	37.238	51.000	43.496	214.2	13:39:04.937	9		2:01.222	34.156	46.247	40.819	254.1	13:51:32.817
10		2:06.467	35.218	48.978	42.271	249.4	13:41:11.404	10		2:01.693	33.983	46.438	41.272	255.3	13:53:34.510
11		2:08.745	36.974	49.233	42.538	236.8	13:43:20.149	11		2:01.521	33.724	46.459	41.338	255.9	13:55:36.031
12		2:06.242	35.742	48.548	41.952	251.1	13:45:26.391	12		2:01.568	33.992	46.363	41.213	255.9	13:57:37.599
13		2:06.173	36.172	48.165	41.836	255.9	13:47:32.564	13		3:25.784	P 34.152	1:46.609	1:05.023	255.9	14:01:03.383
14		2:04.317	34.724	48.158	41.435	258.9	13:49:36.881								
15		2:11.711	P 34.506	48.385	48.820	258.9	13:51:48.592								

33							47								
1 Christian Hook			Ferrari 488 GT3				1 Fran Rueda			BMW M6 GT3					
PROAM			Rinaldi Racing				PRO			RACE / BMW Team Teo Martín					
2 Dominik Schwager							2 Andrés Saravia								
Lap	D	Time	Sector 1	Sector 2	Sector 3	T. Spd	Elapsed	Lap	D	Time	Sector 1	Sector 2	Sector 3	T. Spd	Elapsed
1		13:03:51.141	13:02:19.307	49.997	41.837	140.0	13:03:51.141	1		13:02:13.831	13:00:43.626	48.480	41.725	151.4	13:02:13.831
2		2:03.841	34.893	48.018	40.930	229.2	13:05:54.982	2		2:04.722	33.837	49.759	41.126	254.7	13:04:18.553
3		2:01.993	34.075	47.166	40.752	253.5	13:07:56.975	3		2:01.791	33.991	47.045	40.755	257.7	13:06:20.344
4		2:01.994	34.195	46.945	40.854	250.0	13:09:58.969	4		2:00.493	33.512	46.575	40.406	257.7	13:08:20.837
5		2:08.123	P 34.004	46.900	47.219	256.5	13:12:07.092	5		2:00.459	33.364	46.384	40.711	258.9	13:10:21.296
6		5:03.453	3:30.637	52.365	40.451	188.1	13:17:10.545	6		2:00.503	33.398	46.496	40.609	259.6	13:12:21.799
7		2:00.804	33.566	46.777	40.461	258.3	13:19:11.349	7		2:01.236	33.392	46.684	41.160	259.6	13:14:23.035
8		2:01.012	33.616	46.862	40.534	257.7	13:21:12.361	8		2:00.727	33.572	46.380	40.775	258.9	13:16:23.762
9		2:01.583	33.654	46.924	41.005	257.1	13:23:13.944	9		2:07.723	P 33.502	46.459	47.762	260.8	13:18:31.485
10		2:01.060	33.731	46.772	40.557	257.1	13:25:15.004	10		16:54.838	15:24.548	48.319	41.971	184.3	13:35:26.323
11		2:07.775	P 34.004	47.053	46.718	258.3	13:27:22.779	11		2:02.904	34.349	47.368	41.187	259.6	13:37:29.227
12		5:57.494	4:29.199	47.057	41.238	181.2	13:33:20.273	12		2:02.206	34.026	46.916	41.264	261.5	13:39:31.433
13		2:02.335	33.895	47.124	41.316	258.9	13:35:22.608	13		2:02.139	34.010	46.856	41.273	262.1	13:41:33.572
14		2:04.426	33.908	46.604	43.914	259.6	13:37:27.034	14		2:02.522	34.073	47.101	41.348	260.2	13:43:36.094
15		2:01.722	33.572	46.834	41.316	258.3	13:39:28.756	15		2:02.955	34.190	47.256	41.509	260.2	13:45:39.049
16		2:02.093	33.684	47.286	41.123	258.3	13:41:30.849	16		2:02.410	34.275	46.905	41.230	259.6	13:47:41.459
17		2:01.645	33.818	46.804	41.023	258.3	13:43:32.494	17		2:02.947	33.807	47.137	42.003	260.2	13:49:44.406
18		2:01.651	33.701	46.504	41.446	258.3	13:45:34.145	18		2:07.885	P 33.489	46.999	47.397	262.1	13:51:52.291
19		2:02.014	33.773	46.861	41.380	257.7	13:47:36.159	19		3:16.293	1:44.757	50.168	41.368	184.9	13:55:08.584
20		2:06.109	P 33.980	46.978	45.151	257.7	13:49:42.268	20		2:00.531	33.349	46.434	40.748	260.2	13:57:09.115
21		4:03.690	2:36.135	46.466	41.089	190.4	13:53:45.958	21		2:00.718	33.410	46.434	40.874	260.2	13:59:09.833
22		2:01.609	33.957	46.713	40.939	258.9	13:55:47.567	22		2:01.582	33.309	46.895	41.378	260.8	14:01:11.415
23		2:01.250	33.934	46.446	40.870	258.3	13:57:48.817	23		2:19.955	P 35.065	49.586	55.304	260.2	14:03:31.370
24		2:01.596	33.796	46.738	41.062	257.7	13:59:50.413								
25		2:05.220	P 33.851	46.573	44.796	258.9	14:01:55.633								





**Circuit de Barcelona**  
**International GT Open**  
**Private test - 1**  
**Lap Analysis**



**51**

1 Alessandro Pier Guidi

Ferrari 488 GT3

**63**

1 Giovanni Venturini

Lamborghini Huracan GT3

PRO

2 Mikkel Mac

Luzich Racing

PRO

2 Jeroen Mul

Imperiale Racing

Lap	D	Time	Sector 1	Sector 2	Sector 3	T. Spd	Elapsed	Lap	D	Time	Sector 1	Sector 2	Sector 3	T. Spd	Elapsed
1		13:02:34.462	P 13:00:55.458	51.463	47.541	169.8	13:02:34.462	1		13:02:27.702	13:00:45.313	59.221	43.168	135.5	13:02:27.702
2		4:43.416	3:15.152	47.846	40.418	183.3	13:07:17.878	2		2:09.921	37.501	50.227	42.193	208.0	13:04:37.623
3		2:00.121	33.718	46.433	39.970	255.3	13:09:17.999	3		2:11.152	38.757	50.422	41.973	176.1	13:06:48.775
4		1:59.695	33.610	46.153	<b>39.932</b>	256.5	13:11:17.694	4		2:11.705	P 36.027	48.459	47.219	201.1	13:09:00.480
5		2:06.401	P 33.995	46.237	46.169	257.1	13:13:24.095	5		5:41.817	4:14.518	46.981	40.318	189.8	13:14:42.297
6		4:54.054	3:27.602	46.163	40.289	188.8	13:18:18.149	6		2:01.044	33.466	47.344	<b>40.234</b>	261.5	13:16:43.341
7		1:59.672	33.353	46.258	40.061	256.5	13:20:17.821	7		2:00.973	33.503	46.525	40.945	260.8	13:18:44.314
8		<b>1:59.487</b>	33.420	45.972	40.095	256.5	13:22:17.308	8		2:00.828	33.567	46.813	40.448	261.5	13:20:45.142
9		2:06.900	P 33.824	47.024	46.052	255.9	13:24:24.208	9		2:01.276	33.279	47.248	40.749	261.5	13:22:46.418
10		3:53.844	2:25.640	47.656	40.548	188.1	13:28:18.052	10		2:06.622	P 33.252	46.684	46.686	261.5	13:24:53.040
11		2:00.290	33.428	46.621	40.241	257.1	13:30:18.342	11		4:07.628	2:40.906	46.293	40.429	193.5	13:29:00.668
12		2:00.345	33.267	46.666	40.412	257.1	13:32:18.687	12		2:00.808	33.399	46.532	40.877	260.8	13:31:01.476
13		2:00.175	33.286	46.214	40.675	257.1	13:34:18.862	13		2:00.780	33.227	46.808	40.745	260.2	13:33:02.256
14		1:59.993	33.267	45.933	40.793	258.9	13:36:18.855	14		2:14.283	P 33.910	47.301	53.072	262.1	13:35:16.539
15		2:04.503	P 33.587	46.383	44.533	255.9	13:38:23.358	15		5:00.866	3:27.221	50.818	42.827	162.1	13:40:17.405
16		7:37.189	6:08.041	46.279	42.869	187.5	13:46:00.547	16		2:01.112	33.802	46.379	40.931	258.9	13:42:18.517
17		2:04.074	33.446	<b>45.729</b>	44.899	256.5	13:48:04.621	17		2:01.131	33.339	46.925	40.867	260.8	13:44:19.648
18		2:00.567	33.436	46.783	40.348	255.9	13:50:05.188	18		2:07.506	P 33.862	47.453	46.191	260.2	13:46:27.154
19		1:59.855	33.381	46.162	40.312	255.9	13:52:05.043	19		3:15.365	1:44.816	47.989	42.560	190.8	13:49:42.519
20		1:59.813	33.639	45.901	40.273	256.5	13:54:04.856	20		2:00.600	33.384	46.299	40.917	260.8	13:51:43.119
21		1:59.611	<b>33.206</b>	46.036	40.369	256.5	13:56:04.467	21		2:00.442	33.229	46.328	40.885	260.8	13:53:43.561
22		2:07.186	P 33.709	48.462	45.015	256.5	13:58:11.653	22		2:06.938	P 33.309	46.755	46.874	261.5	13:55:50.499

**52**

1 Marco Cioci

Ferrari 488 GT3

PRO

2 Matt Griffin

Luzich Racing

Lap	D	Time	Sector 1	Sector 2	Sector 3	T. Spd	Elapsed
1		13:03:09.500	13:01:40.148	48.257	41.095	171.4	13:03:09.500
2		2:00.446	33.552	46.749	40.145	257.1	13:05:09.946
3		<b>1:59.737</b>	33.183	46.467	<b>40.087</b>	258.9	13:07:09.683
4		2:07.207	P 33.201	46.955	47.051	257.7	13:09:16.890
5		6:37.159	5:06.099	48.671	42.389	181.5	13:15:54.049
6		2:00.126	33.203	46.339	40.584	257.1	13:17:54.175
7		2:00.002	<b>33.133</b>	46.313	40.556	257.7	13:19:54.177
8		2:09.014	P 33.963	47.548	47.503	258.9	13:22:03.191
9		4:26.463	2:58.963	46.854	40.646	189.4	13:26:29.654
10		2:01.457	33.968	46.891	40.598	258.3	13:28:31.111
11		2:01.626	33.622	47.350	40.654	258.9	13:30:32.737
12		2:17.151	33.436	1:02.471	41.244	258.9	13:32:49.888
13		2:02.117	34.251	46.943	40.923	253.5	13:34:52.005
14		2:01.667	33.495	46.725	41.447	259.6	13:36:53.672
15		2:07.803	P 33.772	47.109	46.922	257.1	13:39:01.475
16		4:05.517	2:37.537	47.113	40.867	189.4	13:43:06.992
17		2:00.218	33.297	<b>46.294</b>	40.627	258.9	13:45:07.210
18		2:00.538	33.505	46.350	40.683	258.9	13:47:07.748
19		2:06.442	P 33.409	46.940	46.093	257.7	13:49:14.190
20		3:37.910	2:09.208	46.853	41.849	190.4	13:52:52.100
21		2:00.827	33.373	46.613	40.841	259.6	13:54:52.927
22		2:10.108	P 33.760	48.111	48.237	258.3	13:57:03.035

**71**

1 Alexander West

Ferrari 488 GT3

PROAM

2 Michele Rugolo

Luzich Racing

Lap	D	Time	Sector 1	Sector 2	Sector 3	T. Spd	Elapsed
1		13:02:32.952	13:00:55.803	53.409	43.740	162.8	13:02:32.952
2		2:07.184	36.935	48.529	41.720	200.0	13:04:40.136
3		2:04.642	35.197	47.876	41.569	250.0	13:06:44.778
4		2:04.136	34.348	48.708	41.080	257.1	13:08:48.914
5		2:02.705	34.017	47.374	41.314	256.5	13:10:51.619
6		2:11.945	P 34.083	47.457	50.405	257.1	13:13:03.564
7		5:47.737	4:20.870	46.684	<b>40.183</b>	185.8	13:18:51.301
8		2:00.552	33.549	46.206	40.797	259.6	13:20:51.853
9		2:00.330	33.208	46.489	40.633	259.6	13:22:52.183
10		2:07.306	P 33.436	46.390	47.480	260.2	13:24:59.489
11		5:21.169	3:49.785	49.506	41.878	177.3	13:30:20.658
12		2:00.495	33.329	46.430	40.736	262.1	13:32:21.153
13		2:07.148	33.528	49.065	44.555	260.8	13:34:28.301
14		1:59.913	33.174	46.216	40.523	260.2	13:36:28.214
15		2:05.676	33.069	50.557	42.050	260.2	13:38:33.890
16		<b>1:59.899</b>	<b>32.963</b>	46.425	40.511	260.8	13:40:33.789
17		2:00.495	33.196	46.716	40.583	260.8	13:42:34.284
18		2:06.123	P 33.709	<b>46.187</b>	46.227	260.2	13:44:40.407
19		3:42.758	2:13.064	47.927	41.767	177.3	13:48:23.165
20		2:04.647	34.309	47.559	42.779	258.3	13:50:27.812
21		2:03.307	34.141	47.523	41.643	258.3	13:52:31.119
22		2:03.641	34.453	47.486	41.702	257.1	13:54:34.760
23		2:03.040	34.152	47.327	41.561	258.9	13:56:37.800
24		2:03.166	34.032	47.479	41.655	257.1	13:58:40.966
25		2:03.397	34.162	47.177	42.058	256.5	14:00:44.363
26		2:12.807	P 34.233	48.203	50.371	257.1	14:02:57.170





Circuit de Barcelona  
International GT Open  
Private test - 1  
Lap Analysis



72

1 Mario Plachutta Mercedes AMG GT3  
2 Thomas Jäger Lechner Racing

Lap	D	Time	Sector 1	Sector 2	Sector 3	T. Spd	Elapsed
1		13:03:02.433	13:01:26.934	53.667	41.832	111.5	13:03:02.433
2		2:04.383	35.303	48.766	40.314	216.0	13:05:06.816
3		2:00.812	33.992	46.772	40.048	243.2	13:07:07.628
4		2:00.100	33.434	46.526	40.140	255.3	13:09:07.728
5		1:59.356	33.228	46.411	39.717	256.5	13:11:07.084
6		2:13.136 P	32.920	45.670	54.546	257.1	13:13:20.220
7		5:07.336 P	1:02.733	2:22.094	1:42.509	181.5	13:18:27.556
8		16:15.229	14:47.393	47.452	40.384	137.7	13:34:42.785
9		2:07.853 P	33.301	46.531	48.021	256.5	13:36:50.638
10		15:58.066	14:30.241	47.379	40.446	141.5	13:52:48.704
11		2:13.221 P	33.456	47.117	52.648	257.1	13:55:01.925
12		6:24.042	4:56.723	46.695	40.624	184.6	14:01:25.967
13		2:13.878 P	33.528	47.268	53.082	255.9	14:03:39.845

77

1 Marcin Jedlinski Audi R8 LMS  
2 Mateusz Lisowski Olimp Racing

Lap	D	Time	Sector 1	Sector 2	Sector 3	T. Spd	Elapsed
1		13:03:58.132	13:02:23.545	51.458	43.129	162.6	13:03:58.132
2		2:05.470	35.036	48.464	41.970	232.2	13:06:03.602
3		2:03.250	34.034	47.788	41.428	254.1	13:08:06.852
4		2:02.344	34.022	47.581	40.741	255.3	13:10:09.196
5		2:01.618	33.713	47.185	40.720	257.1	13:12:10.814
6		2:02.271	34.320	47.343	40.608	257.7	13:14:13.085
7		2:00.611	33.505	46.912	40.194	257.7	13:16:13.696
8		2:01.045	33.639	46.912	40.494	258.9	13:18:14.741
9		2:00.991	33.706	46.752	40.533	258.9	13:20:15.732
10		2:03.557	33.788	46.619	43.150	259.6	13:22:19.289
11		2:00.953	33.694	47.002	40.257	260.2	13:24:20.242
12		2:00.630	33.816	46.719	40.095	260.2	13:26:20.872
13		2:12.925 P	33.690	46.780	52.455	259.6	13:28:33.797
14		5:39.009	4:08.893	47.235	42.881	186.5	13:34:12.806
15		1:59.810	33.229	46.219	40.362	258.3	13:36:12.616
16		2:00.588	33.179	46.702	40.707	258.9	13:38:13.204
17		2:01.006	33.226	46.480	41.300	260.2	13:40:14.210
18		2:06.820 P	33.491	46.703	46.626	258.9	13:42:21.030
19		9:02.292	7:35.488	46.601	40.203	188.4	13:51:23.322
20		2:00.440	33.460	46.422	40.558	258.3	13:53:23.762
21		2:00.688	33.479	46.408	40.801	257.7	13:55:24.450
22		2:00.661	33.602	46.358	40.701	258.3	13:57:25.111
23		2:00.898	33.723	46.281	40.894	258.9	13:59:26.009
24		2:04.786 P	33.931	46.416	44.439	257.1	14:01:30.795

84

1 Russell Ward Mercedes AMG GT3  
2 Indy Dontje Winward Racing / HTP Motorsport

Lap	D	Time	Sector 1	Sector 2	Sector 3	T. Spd	Elapsed
1		13:03:22.989	13:01:48.733	52.396	41.860	155.6	13:03:22.989
2		2:02.184	34.484	47.582	40.118	252.3	13:05:25.173
3		2:01.131	34.329	46.689	40.113	254.7	13:07:26.304
4		2:01.019	33.837	46.820	40.362	256.5	13:09:27.323
5		2:06.212 P	34.008	46.462	45.742	256.5	13:11:33.535
6		5:52.031	4:14.393	52.265	45.373	167.4	13:17:25.566
7		2:10.302	35.903	50.496	43.903	225.4	13:19:35.868
8		2:05.146	34.410	48.402	42.334	256.5	13:21:41.014
9		2:04.330	34.429	47.867	42.034	256.5	13:23:45.344
10		2:05.424	34.639	48.575	42.210	236.3	13:25:50.768
11		2:14.793 P	34.684	48.768	51.341	256.5	13:28:05.561
12		4:09.619	2:40.041	47.747	41.831	175.8	13:32:15.180
13		2:04.843	34.309	48.021	42.513	256.5	13:34:20.023
14		2:04.181	34.291	47.824	42.066	258.3	13:36:24.204
15		2:03.893	34.131	48.090	41.672	257.1	13:38:28.097
16		2:04.068	34.311	47.958	41.799	257.7	13:40:32.165
17		2:04.740	34.297	48.762	41.681	257.7	13:42:36.905
18		2:03.943	34.290	47.938	41.715	257.7	13:44:40.848
19		2:04.321	34.542	47.835	41.944	257.1	13:46:45.169
20		2:03.549	34.342	47.530	41.677	256.5	13:48:48.718
21		2:03.099	34.175	47.211	41.713	257.1	13:50:51.817
22		2:03.793	34.098	47.815	41.880	257.1	13:52:55.610
23		2:04.359	34.612	47.709	42.038	256.5	13:54:59.969
24		2:03.876	34.355	47.594	41.927	257.7	13:57:03.845
25		2:03.556	34.461	47.540	41.555	256.5	13:59:07.401
26		2:03.407	34.309	47.612	41.486	256.5	14:01:10.808
27		2:22.037 P	36.431	50.815	54.791	255.3	14:03:32.845

90

1 Alberto Di Folco Lamborghini Huracan GT3  
2 Adrian Zaugg Target Racing

Lap	D	Time	Sector 1	Sector 2	Sector 3	T. Spd	Elapsed
1		13:04:42.364	13:03:11.926	48.816	41.622	148.7	13:04:42.364
2		2:04.388	35.028	48.030	41.330	257.1	13:06:46.752
3		2:03.142	34.277	47.613	41.252	255.9	13:08:49.894
4		2:05.905	37.258	47.231	41.416	256.5	13:10:55.799
5		2:02.747	34.171	47.493	41.083	257.1	13:12:58.546
6		2:09.295 P	34.234	47.304	47.757	256.5	13:15:07.841
7		8:59.487	7:31.663	47.132	40.692	189.4	13:24:07.328
8		2:00.684	33.711	46.470	40.503	255.9	13:26:08.012
9		2:02.912	35.348	46.840	40.724	258.3	13:28:10.924
10		2:00.889	33.427	46.741	40.721	257.7	13:30:11.813
11		2:08.893 P	34.343	48.218	46.332	258.3	13:32:20.706
12		4:23.844	2:53.230	48.853	41.761	191.4	13:36:44.550
13		2:03.086	34.316	47.558	41.212	257.1	13:38:47.636
14		2:01.435	33.591	46.512	41.332	258.9	13:40:49.071
15		2:00.502	33.150	46.546	40.806	258.9	13:42:49.573
16		2:06.089 P	33.375	46.664	46.050	260.2	13:44:55.662
17		7:17.910	5:50.177	46.936	40.797	188.1	13:52:13.572
18		2:01.508	33.726	47.066	40.716	258.9	13:54:15.080
19		2:01.345	33.596	46.773	40.976	258.3	13:56:16.425
20		2:01.085	33.692	46.475	40.918	257.7	13:58:17.510
21		2:01.024	33.507	46.772	40.745	257.7	14:00:18.534
22		2:08.641 P	33.857	47.175	47.609	258.3	14:02:27.175







**Circuit de Barcelona**  
**International GT Open**  
**Private test - 1**  
**Lap Analysis**



**91**

1 Stefano Costantini  
 Lamborghini Huracan GT3  
 AM  
 2 Christoph Lenz  
 Target Racing

**111**

1 Charles Finelli  
 Mercedes AMG GT3  
 AM  
 2 Philippe Denes  
 Porteiro Motorsport

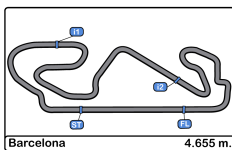
Lap	D	Time	Sector 1	Sector 2	Sector 3	T. Spd	Elapsed	Lap	D	Time	Sector 1	Sector 2	Sector 3	T. Spd	Elapsed
1		13:04:33.651	13:02:45.274	1:01.572	46.805	76.4	13:04:33.651	1		13:08:06.985	13:06:21.588	51.957	53.440	149.7	13:08:06.985
2		2:13.921	38.848	53.135	41.938	211.3	13:06:47.572	2		5:04.056	3:35.520	47.578	40.958	169.5	13:13:11.041
3		2:03.229	34.486	48.093	40.650	244.8	13:08:50.801	3		2:02.776	34.233	47.315	41.228	227.3	13:15:13.817
4		2:02.592	34.373	47.619	40.600	250.0	13:10:53.393	4		2:05.753	34.102	50.717	40.934	238.9	13:17:19.570
5		2:01.534	33.689	47.313	40.532	251.7	13:12:54.927	5		2:02.356	34.184	46.975	41.197	248.8	13:19:21.926
6		2:00.929	33.598	46.970	40.361	255.9	13:14:55.856	6		2:02.024	33.702	47.134	41.188	254.7	13:21:23.950
7		2:13.064	P 33.621	49.357	50.086	257.7	13:17:08.920	7		2:02.790	33.802	47.390	41.598	255.3	13:23:26.740
8		7:26.260	5:55.544	48.764	41.952	165.6	13:24:35.180	8		2:09.404	P 33.967	47.677	47.760	255.9	13:25:36.144
9		2:03.857	34.429	48.232	41.196	248.8	13:26:39.037	9		8:38.436	6:41.115	1:01.180	56.141	93.1	13:34:14.580
10		2:03.207	33.876	48.022	41.309	254.7	13:28:42.244	10		2:24.115	41.047	55.605	47.463	198.5	13:36:38.695
11		2:03.901	34.078	48.117	41.706	255.9	13:30:46.145	11		2:15.546	36.471	53.872	45.203	241.0	13:38:54.241
12		2:05.470	34.293	49.355	41.822	257.1	13:32:51.615	12		2:14.917	35.683	54.347	44.887	248.8	13:41:09.158
13		2:07.145	35.344	50.181	41.620	243.7	13:34:58.760	13		2:10.176	35.694	50.499	43.983	253.5	13:43:19.334
14		2:11.949	P 34.714	48.166	49.069	256.5	13:37:10.709	14		2:26.826	P 37.982	51.824	57.020	252.9	13:45:46.160
15		3:51.909	2:21.361	49.166	41.382	184.9	13:41:02.618	15		4:41.181	3:08.125	49.699	43.357	173.9	13:50:27.341
16		2:06.098	34.709	49.075	42.314	256.5	13:43:08.716	16		2:09.343	36.353	49.145	43.845	186.8	13:52:36.684
17		2:04.314	34.615	47.988	41.711	246.5	13:45:13.030	17		2:23.343	P 36.593	49.846	56.904	241.0	13:55:00.027
18		2:05.122	34.774	48.679	41.669	252.3	13:47:18.152	<b>333</b> 1 Rinat Salikhov Ferrari 488 GT3 PROAM 2 David Perel Rinaldi Racing							
19		2:12.536	P 34.722	49.393	48.421	246.0	13:49:30.688								
20		5:50.388	4:21.628	47.662	41.098	180.0	13:55:21.076								
21		2:09.203	33.973	46.598	48.632	248.2	13:57:30.279	Lap D	Time	Sector 1	Sector 2	Sector 3	T. Spd	Elapsed	
22		2:01.230	33.850	46.741	40.639	255.9	13:59:31.509	1	13:19:37.620	13:18:09.117	47.127	41.376	160.9	13:19:37.620	
23		2:01.781	33.923	46.969	40.889	255.3	14:01:33.290	2	2:01.619	33.702	47.279	40.638	257.1	13:21:39.239	
24		2:11.175	P 33.813	46.910	50.452	251.7	14:03:44.465	3	2:02.124	34.101	47.129	40.894	257.1	13:23:41.363	
								4	2:01.736	33.778	47.035	40.923	256.5	13:25:43.099	
								5	2:01.326	33.579	46.879	40.868	257.1	13:27:44.425	
								6	2:01.840	33.442	47.087	41.311	257.1	13:29:46.265	
								7	2:09.105	P 33.879	47.491	47.735	258.3	13:31:55.370	
								8	4:25.202	2:56.394	47.786	41.022	185.5	13:36:20.572	
								9	2:00.762	33.351	46.614	40.797	258.3	13:38:21.334	
								10	2:01.092	33.667	46.285	41.140	258.9	13:40:22.426	
								11	2:00.698	33.366	46.117	41.215	258.3	13:42:23.124	
								12	2:05.474	P 33.826	46.150	45.498	257.1	13:44:28.598	
								13	4:52.786	3:24.963	46.844	40.979	184.6	13:49:21.384	
								14	2:01.353	33.690	46.373	41.290	257.1	13:51:22.737	
								15	2:03.437	33.278	48.196	41.963	257.7	13:53:26.174	
								16	2:00.335	33.356	46.379	40.600	258.3	13:55:26.509	
								17	2:00.344	33.500	46.327	40.517	257.7	13:57:26.853	
								18	2:00.884	33.938	46.193	40.753	259.6	13:59:27.737	
								19	2:05.530	P 33.231	47.474	44.825	259.6	14:01:33.267	

**96**

1 Bradley Ellis  
 Audi R8 LMS  
 PROAM  
 2 Oliver Wilkinson  
 Optimum Motorsport

Lap	D	Time	Sector 1	Sector 2	Sector 3	T. Spd	Elapsed
1		13:09:22.888	P 13:07:47.269	49.323	46.296	156.2	13:09:22.888
2		3:17.515	1:50.068	46.268	41.179	186.5	13:12:40.403
3		2:00.508	33.461	46.488	40.559	256.5	13:14:40.911
4		2:00.858	33.346	46.767	40.745	259.6	13:16:41.769
5		2:01.485	33.385	46.908	41.192	259.6	13:18:43.254
6		2:15.975	P 35.974	50.634	49.367	259.6	13:20:59.229
7		3:41.074	P 1:50.993	55.899	54.182	181.8	13:24:40.303
8		6:51.358	5:19.973	48.853	42.532	180.0	13:31:31.661
9		2:04.736	34.659	47.703	42.374	257.7	13:33:36.397
10		2:05.505	34.396	48.636	42.473	261.5	13:35:41.902
11		2:08.701	P 34.227	47.505	46.969	260.2	13:37:50.603
12		5:53.708	4:24.606	47.308	41.794	170.3	13:43:44.311
13		2:04.372	34.000	48.524	41.848	259.6	13:45:48.683
14		2:02.433	33.674	47.093	41.666	260.8	13:47:51.116
15		2:10.563	P 35.199	47.966	47.398	260.2	13:50:01.679
16		4:46.778	3:16.330	48.196	42.252	175.0	13:54:48.457
17		2:04.229	34.101	48.811	41.317	259.6	13:56:52.686
18		2:04.808	33.853	46.947	44.008	258.9	13:58:57.494
19		2:03.890	33.644	48.220	42.026	260.2	14:01:01.384
20		2:35.967	P 38.939	1:01.965	55.063	259.6	14:03:37.351



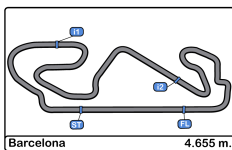


**Circuito de Barcelona**  
**International GT Open**  
**Private test - 1**  
**Best Sectors Results**



Sector - 1				Sector - 2				Sector - 3				Ideal Lap vs Best Lap				
Clas	Nº	Driver	Time	Nº	Driver	Time	Nº	Driver	Time	Clas	Nº	Driver	Ideal Lap	Best Lap	Clas	
1	19	Liang - Giammaria	32.847	72	Plachutta - Jäger	45.670	72	Plachutta - Jäger	39.717	1	72	Plachutta - Jäger	1:58.307	1:59.356	2	
2	72	Plachutta - Jäger	32.920	25	Agostini - Breukers	45.678	27	Crestani - Ramos	39.839	2	51	Pier Guidi - Mac	1:58.867	1:59.487	4	
3	71	West - Rugolo	32.963	51	Pier Guidi - Mac	45.729	51	Pier Guidi - Mac	39.932	3	27	Crestani - Ramos	1:58.912	1:59.537	5	
4	27	Crestani - Ramos	33.072	6	Ling - Keen	45.777	28	TBN	40.050	4	25	Agostini - Breukers	1:58.996	1:59.619	6	
5	25	Agostini - Breukers	33.100	28	TBN	45.900	52	Cioci - Griffin	40.087	5	28	TBN	1:59.075	1:59.097	1	
6	28	TBN	33.125	27	Crestani - Ramos	46.001	77	Jedlinski - Lisowski	40.095	6	19	Liang - Giammaria	1:59.111	1:59.369	3	
7	52	Cioci - Griffin	33.133	11	Di Amato - Montermini	46.012	19	Liang - Giammaria	40.112	7	71	West - Rugolo	1:59.333	1:59.899	11	
8	16	Hahn - Khodair	33.140	36	Hahn - Auer	46.060	84	Ward - Dontje	40.113	8	11	Di Amato - Montermini	1:59.353	1:59.699	7	
9	90	Di Folco - Zaugg	33.150	333	Salikhov - Perel	46.117	11	Di Amato - Montermini	40.146	9	77	Jedlinski - Lisowski	1:59.493	1:59.810	9	
10	17	Gonda - Jensen	33.167	19	Liang - Giammaria	46.152	71	West - Rugolo	40.183	10	52	Cioci - Griffin	1:59.514	1:59.737	8	
11	77	Jedlinski - Lisowski	33.179	20	Pierburg - Onslow-Cole	46.157	25	Agostini - Breukers	40.218	11	6	Ling - Keen	1:59.542	1:59.894	10	
12	36	Hahn - Auer	33.184	63	Venturini - Mul	46.159	63	Venturini - Mul	40.234	12	63	Venturini - Mul	1:59.579	1:59.993	13	
13	63	Venturini - Mul	33.186	71	West - Rugolo	46.187	91	Costantini - Lenz	40.361	13	36	Hahn - Auer	1:59.797	1:59.974	12	
14	11	Di Amato - Montermini	33.195	16	Hahn - Khodair	46.196	47	Rueda - Saravia	40.406	14	333	Salikhov - Perel	1:59.865	2:00.335	16	
15	51	Pier Guidi - Mac	33.206	77	Jedlinski - Lisowski	46.219	6	Ling - Keen	40.427	15	20	Pierburg - Onslow-Cole	1:59.985	2:00.206	14	
16	333	Salikhov - Perel	33.231	96	Ellis - Wilkinson	46.268	33	Hook - Schwager	40.451	16	16	Hahn - Khodair	2:00.010	2:00.250	15	
17	47	Rueda - Saravia	33.309	52	Cioci - Griffin	46.294	20	Pierburg - Onslow-Cole	40.463	17	47	Rueda - Saravia	2:00.095	2:00.459	17	
18	6	Ling - Keen	33.338	47	Rueda - Saravia	46.380	90	Di Folco - Zaugg	40.503	18	90	Di Folco - Zaugg	2:00.123	2:00.502	18	
19	96	Ellis - Wilkinson	33.346	17	Gonda - Jensen	46.400	12	Rizzoli - Fioravanti	40.513	19	17	Gonda - Jensen	2:00.144	2:00.544	20	
20	20	Pierburg - Onslow-Cole	33.365	33	Hook - Schwager	46.446	333	Salikhov - Perel	40.517	20	96	Ellis - Wilkinson	2:00.173	2:00.508	19	
21	12	Rizzoli - Fioravanti	33.554	7	Basso - Salas	46.453	36	Hahn - Auer	40.553	21	84	Ward - Dontje	2:00.412	2:01.019	23	
22	21	Giuseppe - Cipriani	33.563	84	Ward - Dontje	46.462	96	Ellis - Wilkinson	40.559	22	33	Hook - Schwager	2:00.463	2:00.804	21	
23	33	Hook - Schwager	33.566	90	Di Folco - Zaugg	46.470	17	Gonda - Jensen	40.577	23	91	Costantini - Lenz	2:00.557	2:00.929	22	
24	7	Basso - Salas	33.566	91	Costantini - Lenz	46.598	16	Hahn - Khodair	40.674	24	12	Rizzoli - Fioravanti	2:00.746	2:01.132	24	
25	91	Costantini - Lenz	33.598	12	Rizzoli - Fioravanti	46.679	7	Basso - Salas	40.883	25	7	Basso - Salas	2:00.902	2:01.761	26	
26	3	Beirão da Veiga - Cruz Álvarez	33.635	21	Giuseppe - Cipriani	46.732	111	Finelli - Denes	40.934	26	21	Giuseppe - Cipriani	2:01.369	2:01.675	25	
27	111	Finelli - Denes	33.702	3	Beirão da Veiga - Cruz Álvarez	46.742	21	Giuseppe - Cipriani	41.074	27	3	Beirão da Veiga - Cruz Álvarez	2:01.596	2:02.313	28	
28	84	Ward - Dontje	33.837	111	Finelli - Denes	46.975	3	Beirão da Veiga - Cruz Álvarez	41.219	28	111	Finelli - Denes	2:01.611	2:02.024	27	
29	5	Jedlinski - Rdest	33.941	5	Jedlinski - Rdest	47.615	5	Jedlinski - Rdest	41.347	29	5	Jedlinski - Rdest	2:02.903	2:03.118	29	



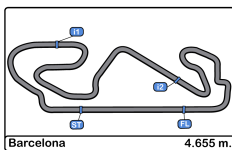


**Circuito de Barcelona**  
**International GT Open**  
**Private test - 1**  
**Best 5 Lap Times**



Cl	Nº	Entrant/Team	Nat	Driver 1	Nat	Status	Driver 2	Nat	Status	Vehicle	Cat	Cl	Best 1		Best 2		Best 3		Best 4		Best 5	
													Time	Lap	Time	Lap	Time	Lap	Time	Lap	Time	Lap
1	28	Daiko Lazarus Racing	ITA	Toby Sowery	GBR	Silver	Giuseppe Cipriani	ITA	Bronze	Lamborghini Huracan GT3	PROAM	1	1:59.097	5	1:59.397	3	1:59.679	6	2:00.884	4	2:04.229	7
2	72	Lechner Racing	AUT	Mario Plachutta	AUT	Bronze	Thomas Jäger	DEU	Gold	Mercedes AMG GT3	PROAM	2	1:59.356	5	2:00.100	4	2:00.812	3	2:04.383	2	2:07.853	9
3	19	Imperiale Racing	ITA	Jiatong Liang	CHN	Bronze	Raffaele Giammaria	ITA	Gold	Lamborghini Huracan GT3	PROAM	3	1:59.369	10	1:59.896	3	1:59.940	9	2:00.821	8	2:01.780	21
4	51	Luzich Racing	USA	Alessandro Pier Guidi	ITA	Platinum	Mikkel Mac	DNK	Gold	Ferrari 488 GT3	PRO	1	1:59.487	8	1:59.611	21	1:59.672	7	1:59.695	4	1:59.813	20
5	27	Daiko Lazarus Racing	ITA	Fabrizio Crestani	ITA	Silver	Miguel Ramos	PRT	Bronze	Lamborghini Huracan GT3	PROAM	4	1:59.537	5	1:59.668	4	1:59.858	3	2:00.964	16	2:01.701	15
6	25	Imperiale Racing	ITA	Riccardo Agostini	ITA	Gold	Rik Breukers	NLD	Silver	Lamborghini Huracan GT3	PRO	2	1:59.619	5	2:00.259	4	2:00.939	10	2:04.995	6	2:07.961	8
7	11	RS Racing	ITA	Daniele Di Amato	ITA	Silver	Andrea Montermini	ITA	Gold	Ferrari 488 GT3	PRO	3	1:59.699	7	2:00.486	3	2:00.540	4	2:00.923	15	2:01.588	14
8	52	Luzich Racing	USA	Marco Cioci	ITA	Gold	Matt Griffin	IRL	Gold	Ferrari 488 GT3	PRO	4	1:59.737	3	2:00.002	7	2:00.126	6	2:00.218	17	2:00.446	2
9	77	Olimp Racing	POL	Marcin Jedlinski	POL	Bronze	Mateusz Lisowski	POL	Silver	Audi R8 LMS	PROAM	5	1:59.810	15	2:00.440	20	2:00.588	16	2:00.611	7	2:00.630	12
10	6	Vincenzo Sospiri Racing	ITA	Kang Ling	CHN	Silver	Philip Keen	GBR	Gold	Lamborghini Huracan GT3	PRO	5	1:59.894	5	1:59.902	10	2:00.116	7	2:00.224	9	2:00.736	8
11	71	Luzich Racing	USA	Alexander West	SWE	Bronze	Michele Rugolo	ITA	Gold	Ferrari 488 GT3	PROAM	6	1:59.899	16	1:59.913	14	2:00.330	9	2:00.495	12	2:00.495	17
12	36	Drivex School	ESP	Christian Hahn	BRA	Bronze	Lucas Auer	AUT	Gold	Mercedes AMG GT3	PROAM	7	1:59.974	2	2:01.222	9	2:01.518	8	2:01.521	11	2:01.568	12
13	63	Imperiale Racing	ITA	Giovanni Venturini	ITA	Gold	Jeroen Mul	NLD	Silver	Lamborghini Huracan GT3	PRO	6	1:59.993	24	2:00.442	21	2:00.600	20	2:00.780	13	2:00.808	12
14	20	SPS Automotive Performance	DEU	Valentin Pierburg	DEU	Bronze	Tom Onslow-Cole	GBR	Gold	Mercedes AMG GT3	PROAM	8	2:00.206	21	2:00.215	22	2:00.461	20	2:00.862	12	2:01.096	5
15	16	Drivex School	ESP	Marcelo Hahn	BRA	Bronze	Allam Khodair	BRA	Gold	Mercedes AMG GT3	PROAM	9	2:00.250	7	2:00.259	12	2:00.995	9	2:01.309	2	2:02.147	4
16	333	Rinaldi Racing	DEU	Rinat Salikhov	RUS	Bronze	David Perel	ZAF	Silver	Ferrari 488 GT3	PROAM	10	2:00.335	16	2:00.344	17	2:00.698	11	2:00.762	9	2:00.884	18
17	47	RACE / BMW Team Teo Martín	ESP	Fran Rueda	ESP	Silver	Andrés Saravia	GTM	Silver	BMW M6 GT3	PRO	7	2:00.459	5	2:00.493	4	2:00.503	6	2:00.531	20	2:00.718	21
18	90	Target Racing	ITA	Alberto Di Folco	ITA	Silver	Adrian Zaugg	CHE	Silver	Lamborghini Huracan GT3	PRO	8	2:00.502	15	2:00.684	8	2:00.889	10	2:01.024	21	2:01.085	20
19	96	Optimum Motorsport	GBR	Bradley Ellis	GBR	Silver	Oliver Wilkinson	GBR	Bronze	Audi R8 LMS	PROAM	11	2:00.508	3	2:00.858	4	2:01.485	5	2:02.433	14	2:03.890	19
20	17	Senkyr Motorsport	CZE	Richard Gonda	SVK	Silver	Mikkel Jensen	DNK	Silver	BMW M6 GT3	PRO	9	2:00.544	16	2:00.605	18	2:00.824	3	2:01.439	6	2:01.753	17
21	33	Rinaldi Racing	DEU	Christian Hook	DEU	Bronze	Dominik Schwager	DEU	Gold	Ferrari 488 GT3	PROAM	12	2:00.804	7	2:01.012	8	2:01.060	10	2:01.250	23	2:01.583	9
22	91	Target Racing	ITA	Stefano Costantini	ITA	Bronze	Christoph Lenz	CHE	Bronze	Lamborghini Huracan GT3	AM	1	2:00.929	6	2:01.230	22	2:01.534	5	2:01.781	23	2:02.592	4
23	84	Winward Racing / HTP	USA	Russell Ward	USA	Silver	Indy Dontje	NLD	Silver	Mercedes AMG GT3	PRO	10	2:01.019	4	2:01.131	3	2:02.184	2	2:03.099	21	2:03.407	26
24	12	Ombra Racing	ITA	Andrea Rizzoli	ITA	Silver	Damiano Fioravanti	ITA	Silver	Lamborghini Huracan GT3	PRO	11	2:01.132	3	2:01.505	10	2:01.685	17	2:01.987	9	2:02.067	16
25	21	SPS Automotive Performance	DEU	TBN			TBN			Mercedes AMG GT3			2:01.675	16	2:01.745	13	2:01.934	17	2:02.133	9	2:02.199	18
26	7	RACE / BMW Team Teo Martín	ESP	Márcio Basso	BRA	Bronze	Guilherme Salas	BRA	Bronze	BMW M6 GT3	AM	2	2:01.761	18	2:01.785	19	2:01.875	8	2:02.022	21	2:02.298	20
27	111	Porteiro Motorsport	ESP	Charles Finelli	USA	Bronze	Phillippe Denes	USA	Bronze	Mercedes AMG GT3	AM	3	2:02.024	6	2:02.356	5	2:02.776	3	2:02.790	7	2:05.753	4
28	3	RACE / BMW Team Teo Martín	ESP	Lourenço Beirão da Veiga	PRT	Silver	Juan Cruz Álvarez	ARG	Silver	BMW M6 GT3	PRO	12	2:02.313	13	2:02.472	14	2:02.478	5	2:02.701	12	2:02.822	11
29	5	Olimp Racing	POL	Stanislaw Jedlinski	POL	Bronze	Malgorzata Rdest	POL	Bronze	Audi R8 LMS	AM	4	2:03.118	22	2:03.176	21	2:03.543	18	2:04.478	20	2:05.052	19



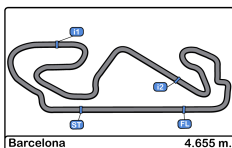


**Circuito de Barcelona**  
**International GT Open**  
**Private test - 1**  
**Best 5 Top Speeds**



Cl	Nº	Entrant/Team	Nat	Driver 1	Nat	Status	Driver 2	Nat	Status	Vehicle	Cat	Cl	Top 1		Top 2		Top 3		Top 4		Top 5		Avg
													Km/h	Lap	Km/h	Lap	Km/h	Lap	Km/h	Lap	Km/h	Lap	
1	27	Daiko Lazarus Racing	ITA	Fabrizio Crestani	ITA	Silver	Miguel Ramos	PRT	Bronze	Lamborghini Huracan GT3	PROAM	1	262.7	8	262.1	4	262.1	5	261.5	6	261.5	15	262.0
2	28	Daiko Lazarus Racing	ITA	Toby Sowery	GBR	Silver	Giuseppe Cipriani	ITA	Bronze	Lamborghini Huracan GT3	PROAM	2	262.1	7	261.5	4	261.5	5	261.5	6	259.6	3	261.2
3	47	RACE / BMW Team Teo Martín	ESP	Fran Rueda	ESP	Silver	Andrés Saravia	GTM	Silver	BMW M6 GT3	PRO	1	262.1	13	262.1	18	261.5	12	260.8	9	260.8	22	261.5
4	63	Imperiale Racing	ITA	Giovanni Venturini	ITA	Gold	Jeroen Mul	NLD	Silver	Lamborghini Huracan GT3	PRO	2	262.1	14	262.1	25	261.5	6	261.5	8	261.5	9	261.7
5	71	Luzich Racing	USA	Alexander West	SWE	Bronze	Michele Rugolo	ITA	Gold	Ferrari 488 GT3	PROAM	3	262.1	12	260.8	13	260.8	16	260.8	17	260.2	10	260.9
6	3	RACE / BMW Team Teo Martín	ESP	Lourenço Beirão da Veiga	PRT	Silver	Juan Cruz Álvarez	ARG	Silver	BMW M6 GT3	PRO	3	261.5	11	260.8	12	260.8	13	260.2	14	259.6	15	260.6
7	7	RACE / BMW Team Teo Martín	ESP	Márcio Basso	BRA	Bronze	Guilherme Salas	BRA	Bronze	BMW M6 GT3	AM	1	261.5	12	261.5	14	260.8	8	260.8	15	260.2	13	260.9
8	17	Senkyr Motorsport	CZE	Richard Gonda	SVK	Silver	Mikkel Jensen	DNK	Silver	BMW M6 GT3	PRO	4	261.5	10	260.8	7	260.2	4	260.2	12	259.6	18	260.4
9	96	Optimum Motorsport	GBR	Bradley Ellis	GBR	Silver	Oliver Wilkinson	GBR	Bronze	Audi R8 LMS	PROAM	4	261.5	10	260.8	14	260.2	11	260.2	15	260.2	19	260.6
10	6	Vincenzo Sospiri Racing	ITA	Kang Ling	CHN	Silver	Philip Keen	GBR	Gold	Lamborghini Huracan GT3	PRO	5	260.8	5	260.8	6	260.2	9	260.2	10	260.2	11	260.4
11	12	Ombra Racing	ITA	Andrea Rizzoli	ITA	Silver	Damiano Fioravanti	ITA	Silver	Lamborghini Huracan GT3	PRO	6	260.8	16	260.2	17	259.6	10	259.6	15	258.9	9	259.8
12	19	Imperiale Racing	ITA	Jiatong Liang	CHN	Bronze	Raffaele Giammaria	ITA	Gold	Lamborghini Huracan GT3	PROAM	5	260.8	20	260.2	5	260.2	19	259.6	6	259.6	10	260.1
13	25	Imperiale Racing	ITA	Riccardo Agostini	ITA	Gold	Rik Breukers	NLD	Silver	Lamborghini Huracan GT3	PRO	7	260.8	4	260.2	8	260.2	11	259.6	6	258.9	5	259.9
14	77	Olimp Racing	POL	Marcin Jedlinski	POL	Bronze	Mateusz Lisowski	POL	Silver	Audi R8 LMS	PROAM	6	260.2	11	260.2	12	260.2	17	259.6	10	259.6	13	259.9
15	90	Target Racing	ITA	Alberto Di Folco	ITA	Silver	Adrian Zaugg	CHE	Silver	Lamborghini Huracan GT3	PRO	8	260.2	16	258.9	14	258.9	15	258.9	18	258.3	9	259.1
16	33	Rinaldi Racing	DEU	Christian Hook	DEU	Bronze	Dominik Schwager	DEU	Gold	Ferrari 488 GT3	PROAM	7	259.6	14	258.9	13	258.9	22	258.9	25	258.3	7	258.9
17	52	Luzich Racing	USA	Marco Cioci	ITA	Gold	Matt Griffin	IRL	Gold	Ferrari 488 GT3	PRO	9	259.6	14	259.6	21	258.9	3	258.9	8	258.9	11	259.2
18	333	Rinaldi Racing	DEU	Rinat Salikhov	RUS	Bronze	David Perel	ZAF	Silver	Ferrari 488 GT3	PROAM	8	259.6	18	259.6	19	258.9	10	258.3	7	258.3	9	258.9
19	5	Olimp Racing	POL	Stanislaw Jedlinski	POL	Bronze	Malgorzata Rdest	POL	Bronze	Audi R8 LMS	AM	2	258.9	19	258.3	20	257.7	12	257.7	22	257.1	13	258.0
20	16	Drivex School	ESP	Marcelo Hahn	BRA	Bronze	Allam Khodair	BRA	Gold	Mercedes AMG GT3	PROAM	9	258.9	10	258.3	5	258.3	7	257.1	9	256.5	2	257.8
21	51	Luzich Racing	USA	Alessandro Pier Guidi	ITA	Platinum	Mikkel Mac	DNK	Gold	Ferrari 488 GT3	PRO	10	258.9	14	257.1	5	257.1	11	257.1	12	257.1	13	257.5
22	11	RS Racing	ITA	Daniele Di Amato	ITA	Silver	Andrea Montermini	ITA	Gold	Ferrari 488 GT3	PRO	11	258.3	7	258.3	8	258.3	9	258.3	16	257.7	14	258.2
23	84	Winward Racing / HTP	USA	Russell Ward	USA	Silver	Indy Dontje	NLD	Silver	Mercedes AMG GT3	PRO	12	258.3	14	257.7	16	257.7	17	257.7	18	257.7	24	257.8
24	36	Drivex School	ESP	Christian Hahn	BRA	Bronze	Lucas Auer	AUT	Gold	Mercedes AMG GT3	PROAM	10	257.7	3	255.9	2	255.9	6	255.9	11	255.9	12	256.2
25	91	Target Racing	ITA	Stefano Costantini	ITA	Bronze	Christoph Lenz	CHE	Bronze	Lamborghini Huracan GT3	AM	3	257.7	7	257.1	12	256.5	14	256.5	16	255.9	6	256.7
26	72	Lechner Racing	AUT	Mario Plachutta	AUT	Bronze	Thomas Jäger	DEU	Gold	Mercedes AMG GT3	PROAM	11	257.1	6	257.1	11	256.5	5	256.5	9	255.9	13	256.6
27	21	SPS Automotive Performance	DEU	TBN			TBN			Mercedes AMG GT3			256.5	14	256.5	17	256.5	18	255.9	10	255.9	12	256.2
28	20	SPS Automotive Performance	DEU	Valentin Pierburg	DEU	Bronze	Tom Onslow-Cole	GBR	Gold	Mercedes AMG GT3	PROAM	12	255.9	11	255.9	18	255.9	20	255.3	7	255.3	10	255.6
29	111	Porteiro Motorsport	ESP	Charles Finelli	USA	Bronze	Phillippe Denes	USA	Bronze	Mercedes AMG GT3	AM	4	255.9	8	255.3	7	254.7	6	253.5	13	252.9	14	254.4



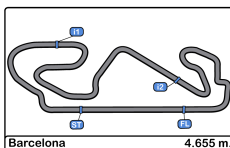


**Circuito de Barcelona**  
**International GT Open**  
**Private test - 1**  
**Fastest Laps Sequence**



Lap	Time of Day	Session Time	Nº	Entrant/Team	Nat	Driver 1	Nat	Status	Driver 2	Nat	Status	Vehicle	Cat	Time	Km/h
2	13:04:18.553	4:18.553	47	RACE / BMW Team Teo Martín	ESP	Fran Rueda	ESP	Silver	Andrés Saravia	GTM	Silver	BMW M6 GT3	PRO	2:04.722	134.3
2	13:05:06.816	5:06.816	72	Lechner Racing	AUT	Mario Plachutta	AUT	Bronze	Thomas Jäger	DEU	Gold	Mercedes AMG GT3	PROAM	2:04.383	134.7
2	13:05:09.946	5:09.946	52	Luzich Racing	USA	Marco Cioci	ITA	Gold	Matt Griffin	IRL	Gold	Ferrari 488 GT3	PRO	2:00.446	139.1
3	13:07:09.683	7:09.683	52	Luzich Racing	USA	Marco Cioci	ITA	Gold	Matt Griffin	IRL	Gold	Ferrari 488 GT3	PRO	1:59.737	139.9
5	13:11:07.084	11:07.084	72	Lechner Racing	AUT	Mario Plachutta	AUT	Bronze	Thomas Jäger	DEU	Gold	Mercedes AMG GT3	PROAM	1:59.356	140.4
5	13:26:24.663	26:24.663	28	Daiko Lazarus Racing	ITA	Toby Sowery	GBR	Silver	Giuseppe Cipriani	ITA	Bronze	Lamborghini Huracan GT3	PROAM	1:59.097	140.7





**Circuito de Barcelona**  
**International GT Open**  
**Private test - 1**  
**Event Best Maximum Speed**



Nº	Entrant/Team	Nat	Driver 1	Nat	Status	Driver 2	Nat	Status	Vehicle	Cat	Km/h	Session
27	Daiko Lazarus Racing	ITA	Fabrizio Crestani	ITA	Silver	Miguel Ramos	PRT	Bronze	Lamborghini Huracan GT3	PROAM	262.7	Private test - 1
28	Daiko Lazarus Racing	ITA	Toby Sowery	GBR	Silver	Giuseppe Cipriani	ITA	Bronze	Lamborghini Huracan GT3	PROAM	262.1	Private test - 1
71	Luzich Racing	USA	Alexander West	SWE	Bronze	Michele Rugolo	ITA	Gold	Ferrari 488 GT3	PROAM	262.1	Private test - 1
63	Imperiale Racing	ITA	Giovanni Venturini	ITA	Gold	Jeroen Mul	NLD	Silver	Lamborghini Huracan GT3	PRO	262.1	Private test - 1
47	RACE / BMW Team Teo Martín	ESP	Fran Rueda	ESP	Silver	Andrés Saravia	GTM	Silver	BMW M6 GT3	PRO	262.1	Private test - 1
17	Senkyr Motorsport	CZE	Richard Gonda	SVK	Silver	Mikkel Jensen	DNK	Silver	BMW M6 GT3	PRO	261.5	Private test - 1
7	RACE / BMW Team Teo Martín	ESP	Márcio Basso	BRA	Bronze	Guilherme Salas	BRA	Bronze	BMW M6 GT3	AM	261.5	Private test - 1
96	Optimum Motorsport	GBR	Bradley Ellis	GBR	Silver	Oliver Wilkinson	GBR	Bronze	Audi R8 LMS	PROAM	261.5	Private test - 1
3	RACE / BMW Team Teo Martín	ESP	Lourenço Beirão da Veiga	PRT	Silver	Juan Cruz Álvarez	ARG	Silver	BMW M6 GT3	PRO	261.5	Private test - 1
25	Imperiale Racing	ITA	Riccardo Agostini	ITA	Gold	Rik Breukers	NLD	Silver	Lamborghini Huracan GT3	PRO	260.8	Private test - 1
6	Vincenzo Sospiri Racing	ITA	Kang Ling	CHN	Silver	Philip Keen	GBR	Gold	Lamborghini Huracan GT3	PRO	260.8	Private test - 1
19	Imperiale Racing	ITA	Jiatong Liang	CHN	Bronze	Raffaele Giammaria	ITA	Gold	Lamborghini Huracan GT3	PROAM	260.8	Private test - 1
12	Ombra Racing	ITA	Andrea Rizzoli	ITA	Silver	Damiano Fioravanti	ITA	Silver	Lamborghini Huracan GT3	PRO	260.8	Private test - 1
77	Olimp Racing	POL	Marcin Jedlinski	POL	Bronze	Mateusz Lisowski	POL	Silver	Audi R8 LMS	PROAM	260.2	Private test - 1
90	Target Racing	ITA	Alberto Di Folco	ITA	Silver	Adrian Zaugg	CHE	Silver	Lamborghini Huracan GT3	PRO	260.2	Private test - 1
52	Luzich Racing	USA	Marco Cioci	ITA	Gold	Matt Griffin	IRL	Gold	Ferrari 488 GT3	PRO	259.6	Private test - 1
33	Rinaldi Racing	DEU	Christian Hook	DEU	Bronze	Dominik Schwager	DEU	Gold	Ferrari 488 GT3	PROAM	259.6	Private test - 1
333	Rinaldi Racing	DEU	Rinat Salikhov	RUS	Bronze	David Perel	ZAF	Silver	Ferrari 488 GT3	PROAM	259.6	Private test - 1
16	Drivex School	ESP	Marcelo Hahn	BRA	Bronze	Allam Khodair	BRA	Gold	Mercedes AMG GT3	PROAM	258.9	Private test - 1
51	Luzich Racing	USA	Alessandro Pier Guidi	ITA	Platinum	Mikkel Mac	DNK	Gold	Ferrari 488 GT3	PRO	258.9	Private test - 1
5	Olimp Racing	POL	Stanislaw Jedlinski	POL	Bronze	Malgorzata Rdest	POL	Bronze	Audi R8 LMS	AM	258.9	Private test - 1
11	RS Racing	ITA	Daniele Di Amato	ITA	Silver	Andrea Montermini	ITA	Gold	Ferrari 488 GT3	PRO	258.3	Private test - 1
84	Winward Racing / HTP	USA	Russell Ward	USA	Silver	Indy Dontje	NLD	Silver	Mercedes AMG GT3	PRO	258.3	Private test - 1
91	Target Racing	ITA	Stefano Costantini	ITA	Bronze	Christoph Lenz	CHE	Bronze	Lamborghini Huracan GT3	AM	257.7	Private test - 1
36	Drivex School	ESP	Christian Hahn	BRA	Bronze	Lucas Auer	AUT	Gold	Mercedes AMG GT3	PROAM	257.7	Private test - 1
72	Lechner Racing	AUT	Mario Plachutta	AUT	Bronze	Thomas Jäger	DEU	Gold	Mercedes AMG GT3	PROAM	257.1	Private test - 1
21	SPS Automotive Performance	DEU	TBN			TBN			Mercedes AMG GT3		256.5	Private test - 1
111	Porteiro Motorsport	ESP	Charles Finelli	USA	Bronze	Phillippe Denes	USA	Bronze	Mercedes AMG GT3	AM	255.9	Private test - 1
20	SPS Automotive Performance	DEU	Valentin Pierburg	DEU	Bronze	Tom Onslow-Cole	GBR	Gold	Mercedes AMG GT3	PROAM	255.9	Private test - 1





**Circuit de Barcelona  
International GT Open  
Private test - 1  
Pit Stop Analysis**



**3** Lourenço Beirão da Veiga PRO RACE / BMW Team Teo Martín  
Juan Cruz Álvarez BMW M6 GT3

Nr.	In Day Time	In Time	Out Time	Pit Time	T. Pit Time	Handicap	Penalty
1	13:13:27.115	13:13:27.115	13:28:58.767	15:31.652	15:31.652		
2	13:49:52.152	13:49:52.152	13:51:05.709	1:13.557	16:45.209		

**5** Stanislaw Jedlinski AM Olimp Racing  
Malgorzata Rdest Audi R8 LMS

Nr.	In Day Time	In Time	Out Time	Pit Time	T. Pit Time	Handicap	Penalty
1	13:18:26.312	13:18:26.312	13:21:39.499	3:13.187	3:13.187		
2	13:35:12.491	13:35:12.491	13:42:03.140	6:50.649	10:03.836		

**6** Kang Ling PRO Vincenzo Sospiri Racing  
Philip Keen Lamborghini Huracan GT3

Nr.	In Day Time	In Time	Out Time	Pit Time	T. Pit Time	Handicap	Penalty
1	13:32:01.300	13:32:01.300	13:36:35.504	4:34.204	4:34.204		
2	13:38:38.155	13:38:38.155	13:39:00.545	22.390	4:56.594		
3	13:41:01.885	13:41:01.885	13:41:46.138	44.253	5:40.847		

**7** Márcio Basso AM RACE / BMW Team Teo Martín  
Guilherme Salas BMW M6 GT3

Nr.	In Day Time	In Time	Out Time	Pit Time	T. Pit Time	Handicap	Penalty
1	13:10:18.054	13:10:18.054	13:12:20.912	2:02.858	2:02.858		
2	13:16:33.356	13:16:33.356	13:17:45.296	1:11.940	3:14.798		
3	13:24:00.373	13:24:00.373	13:25:13.876	1:13.503	4:28.301		
4	13:40:04.834	13:40:04.834	13:51:23.589	11:18.755	15:47.056		

**11** Daniele Di Amato PRO RS Racing  
Andrea Montermini Ferrari 488 GT3

Nr.	In Day Time	In Time	Out Time	Pit Time	T. Pit Time	Handicap	Penalty
1	13:07:49.516	13:07:49.516	13:08:33.685	44.169	44.169		
2	13:16:37.993	13:16:37.993	13:20:39.868	4:01.875	4:46.044		
3	13:28:48.523	13:28:48.523	13:37:07.874	8:19.351	13:05.395		
4	13:44:05.106	13:44:05.106	13:48:04.527	3:59.421	17:04.816		

**12** Andrea Rizzoli PRO Ombra Racing  
Damiano Fioravanti Lamborghini Huracan GT3

Nr.	In Day Time	In Time	Out Time	Pit Time	T. Pit Time	Handicap	Penalty
1	13:19:36.754	13:19:36.754	13:21:27.275	1:50.521	1:50.521		
2	13:29:39.334	13:29:39.334	13:31:26.299	1:46.965	3:37.486		
3	13:36:03.625	13:36:03.625	13:39:08.576	3:04.951	6:42.437		
4	13:47:21.070	13:47:21.070	13:49:05.141	1:44.071	8:26.508		

**16** Marcelo Hahn PROAM Drivex School  
Allam Khodair Mercedes AMG GT3

Nr.	In Day Time	In Time	Out Time	Pit Time	T. Pit Time	Handicap	Penalty
1	13:15:52.292	13:15:52.292	13:21:33.683	5:41.391	5:41.391		
2	13:32:07.217	13:32:07.217	13:38:43.812	6:36.595	12:17.986		
3	13:44:49.713	13:44:49.713	13:47:31.026	2:41.313	14:59.299		

**17** Richard Gonda PRO Senkyr Motorsport  
Mikkel Jensen BMW M6 GT3

Nr.	In Day Time	In Time	Out Time	Pit Time	T. Pit Time	Handicap	Penalty
1	13:09:55.057	13:09:55.057	13:13:20.580	3:25.523	3:25.523		
2	13:21:37.027	13:21:37.027	13:27:11.185	5:34.158	8:59.681		
3	13:39:27.985	13:39:27.985	13:44:32.275	5:04.290	14:03.971		

**19** Jiatong Liang PROAM Imperiale Racing  
Raffaele Giammaria Lamborghini Huracan GT3

Nr.	In Day Time	In Time	Out Time	Pit Time	T. Pit Time	Handicap	Penalty
1	13:21:53.398	13:21:53.398	13:27:26.835	5:33.437	5:33.437		
2	13:37:34.545	13:37:34.545	13:40:01.578	2:27.033	8:00.470		

**20** Valentin Pierburg PROAM SPS Automotive Performance  
Tom Onslow-Cole Mercedes AMG GT3

Nr.	In Day Time	In Time	Out Time	Pit Time	T. Pit Time	Handicap	Penalty
1	13:24:33.298	13:24:33.298	13:29:28.900	4:55.602	4:55.602		
2	13:45:49.877	13:45:49.877	13:48:11.407	2:21.530	7:17.132		

**21** TBN SPS Automotive Performance  
TBN Mercedes AMG GT3

Nr.	In Day Time	In Time	Out Time	Pit Time	T. Pit Time	Handicap	Penalty
1	13:21:51.483	13:21:51.483	13:28:12.497	6:21.014	6:21.014		

**25** Riccardo Agostini PRO Imperiale Racing  
Rik Breukers Lamborghini Huracan GT3

Nr.	In Day Time	In Time	Out Time	Pit Time	T. Pit Time	Handicap	Penalty
1	13:04:40.884	13:04:40.884	13:09:46.301	5:05.417	5:05.417		
2	13:17:48.565	13:17:48.565	13:19:06.146	1:17.581	6:22.998		
3	13:23:11.233	13:23:11.233	13:25:15.079	2:03.846	8:26.844		

**27** Fabrizio Crestani PROAM Daiko Lazarus Racing  
Miguel Ramos Lamborghini Huracan GT3

Nr.	In Day Time	In Time	Out Time	Pit Time	T. Pit Time	Handicap	Penalty
1	13:05:09.875	13:05:09.875	13:14:01.192	8:51.317	8:51.317		
2	13:24:04.015	13:24:04.015	13:33:04.573	9:00.558	17:51.875		
3	13:43:46.827	13:43:46.827	13:49:51.719	6:04.892	23:56.767		

**28** Toby Sowery PROAM Daiko Lazarus Racing  
Giuseppe Cipriani Lamborghini Huracan GT3

Nr.	In Day Time	In Time	Out Time	Pit Time	T. Pit Time	Handicap	Penalty
1	13:16:04.252	13:16:04.252	13:18:22.485	2:18.233	2:18.233		
2	13:30:26.177	13:30:26.177	13:34:19.587	3:53.410	6:11.643		

**33** Christian Hook PROAM Rinaldi Racing  
Dominik Schwager Ferrari 488 GT3

Nr.	In Day Time	In Time	Out Time	Pit Time	T. Pit Time	Handicap	Penalty
1	13:12:03.683	13:12:03.683	13:15:04.340	3:00.657	3:00.657		
2	13:27:20.058	13:27:20.058	13:31:16.837	3:56.779	6:57.436		
3	13:49:39.820	13:49:39.820	13:51:45.386	2:05.566	9:03.002		

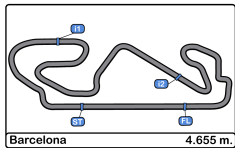
**36** Christian Hahn PROAM Drivex School  
Lucas Auer Mercedes AMG GT3

Nr.	In Day Time	In Time	Out Time	Pit Time	T. Pit Time	Handicap	Penalty
1	13:33:13.585	13:33:13.585	13:39:06.376	5:52.791	5:52.791		

**47** Fran Rueda PRO RACE / BMW Team Teo Martín  
Andrés Saravia BMW M6 GT3

Nr.	In Day Time	In Time	Out Time	Pit Time	T. Pit Time	Handicap	Penalty
1	13:18:28.960	13:18:28.960	13:33:17.439	14:48.479	14:48.479		
2	13:51:49.803	13:51:49.803	13:53:00.744	1:10.941	15:59.420		





**Circuit de Barcelona  
International GT Open  
Private test - 1  
Pit Stop Analysis**



**51** Alessandro Pier Guidi PRO Luzich Racing  
Mikkel Mac Ferrari 488 GT3

Nr.	In Day Time	In Time	Out Time	Pit Time	T. Pit Time	Handicap	Penalty
1	13:02:32.332	13:02:32.332	13:05:13.321	2:40.989	2:40.989		
2	13:13:21.651	13:13:21.651	13:16:18.845	2:57.194	5:38.183		
3	13:24:21.760	13:24:21.760	13:26:15.925	1:54.165	7:32.348		
4	13:38:20.914	13:38:20.914	13:43:58.301	5:37.387	13:09.735		

**52** Marco Cioci PRO Luzich Racing  
Matt Griffin Ferrari 488 GT3

Nr.	In Day Time	In Time	Out Time	Pit Time	T. Pit Time	Handicap	Penalty
1	13:09:14.423	13:09:14.423	13:13:49.809	4:35.386	4:35.386		
2	13:22:00.731	13:22:00.731	13:24:28.687	2:27.956	7:03.342		
3	13:38:59.039	13:38:59.039	13:41:05.663	2:06.624	9:09.966		
4	13:49:11.734	13:49:11.734	13:50:49.947	1:38.213	10:48.179		

**63** Giovanni Venturini PRO Imperiale Racing  
Jeroen Mul Lamborghini Huracan GT3

Nr.	In Day Time	In Time	Out Time	Pit Time	T. Pit Time	Handicap	Penalty
1	13:08:58.088	13:08:58.088	13:12:41.208	3:43.120	3:43.120		
2	13:24:50.659	13:24:50.659	13:27:01.586	2:10.927	5:54.047		
3	13:35:13.734	13:35:13.734	13:38:06.971	2:53.237	8:47.284		
4	13:46:24.770	13:46:24.770	13:47:37.637	1:12.867	10:00.151		
5	13:55:48.116	13:55:48.116	13:57:25.144	1:37.028	11:37.179		

**71** Alexander West PROAM Luzich Racing  
Michele Rugolo Ferrari 488 GT3

Nr.	In Day Time	In Time	Out Time	Pit Time	T. Pit Time	Handicap	Penalty
1	13:13:00.892	13:13:00.892	13:16:50.213	3:49.321	3:49.321		
2	13:24:56.945	13:24:56.945	13:28:13.661	3:16.716	7:06.037		
3	13:44:37.904	13:44:37.904	13:46:18.096	1:40.192	8:46.229		

**72** Mario Plachutta PROAM Lechner Racing  
Thomas Jäger Mercedes AMG GT3

Nr.	In Day Time	In Time	Out Time	Pit Time	T. Pit Time	Handicap	Penalty
1	13:13:16.373	13:13:16.373	13:13:42.418	26.045	26.045		
2	13:18:23.992	13:18:23.992	13:32:36.786	14:12.79	14:38.839		4
3	13:36:48.241	13:36:48.241	13:50:43.504	13:55.26	28:34.102		3
4	13:54:59.528	13:54:59.528	13:59:24.209	4:24.681	32:58.783		

**77** Marcin Jedlinski PROAM Olimp Racing  
Mateusz Lisowski Audi R8 LMS

Nr.	In Day Time	In Time	Out Time	Pit Time	T. Pit Time	Handicap	Penalty
1	13:28:31.403	13:28:31.403	13:32:09.633	3:38.230	3:38.230		
2	13:42:18.627	13:42:18.627	13:49:24.227	7:05.600	10:43.830		

**84** Russell Ward PRO Winward Racing / HTP Motorsport  
Indy Dontje Mercedes AMG GT3

Nr.	In Day Time	In Time	Out Time	Pit Time	T. Pit Time	Handicap	Penalty
1	13:11:31.087	13:11:31.087	13:15:08.769	3:37.682	3:37.682		
2	13:28:03.083	13:28:03.083	13:30:09.033	2:05.950	5:43.632		

**90** Alberto Di Folco PRO Target Racing  
Adrian Zaugg Lamborghini Huracan GT3

Nr.	In Day Time	In Time	Out Time	Pit Time	T. Pit Time	Handicap	Penalty
1	13:15:05.180	13:15:05.180	13:22:06.012	7:00.832	7:00.832		

2	13:32:18.287	13:32:18.287	13:34:39.798	2:21.511	9:22.343		
3	13:44:53.279	13:44:53.279	13:50:12.144	5:18.865	14:41.208		

**91** Stefano Costantini AM Target Racing  
Christoph Lenz Lamborghini Huracan GT3

Nr.	In Day Time	In Time	Out Time	Pit Time	T. Pit Time	Handicap	Penalty
1	13:17:05.476	13:17:05.476	13:22:29.166	5:23.690	5:23.690		
2	13:37:08.299	13:37:08.299	13:38:56.945	1:48.646	7:12.336		
3	13:49:27.981	13:49:27.981	13:53:17.208	3:49.227	11:01.563		

**96** Bradley Ellis PROAM Optimum Motorsport  
Oliver Wilkinson Audi R8 LMS

Nr.	In Day Time	In Time	Out Time	Pit Time	T. Pit Time	Handicap	Penalty
1	13:09:20.417	13:09:20.417	13:10:39.718	1:19.301	1:19.301		
2	13:20:56.762	13:20:56.762	13:22:11.672	1:14.910	2:34.211		
3	13:24:37.793	13:24:37.793	13:29:24.530	4:46.737	7:20.948		
4	13:37:48.129	13:37:48.129	13:41:40.326	3:52.197	11:13.145		
5	13:49:59.219	13:49:59.219	13:52:41.649	2:42.430	13:55.575		

**111** Charles Finelli AM Porteiro Motorsport  
Phillippe Denes Mercedes AMG GT3

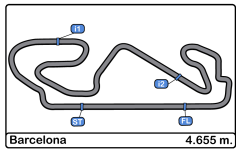
Nr.	In Day Time	In Time	Out Time	Pit Time	T. Pit Time	Handicap	Penalty
1	13:08:04.411	13:08:04.411	13:11:07.635	3:03.224	3:03.224		
2	13:25:33.737	13:25:33.737	13:31:25.132	5:51.395	8:54.619		
3	13:45:43.761	13:45:43.761	13:48:14.933	2:31.172	11:25.791		

**333** Rinat Salikhov PROAM Rinaldi Racing  
David Perel Ferrari 488 GT3

Nr.	In Day Time	In Time	Out Time	Pit Time	T. Pit Time	Handicap	Penalty
1	13:31:52.912	13:31:52.912	13:34:14.367	2:21.455	2:21.455		
2	13:44:26.049	13:44:26.049	13:47:20.045	2:53.996	5:15.451		



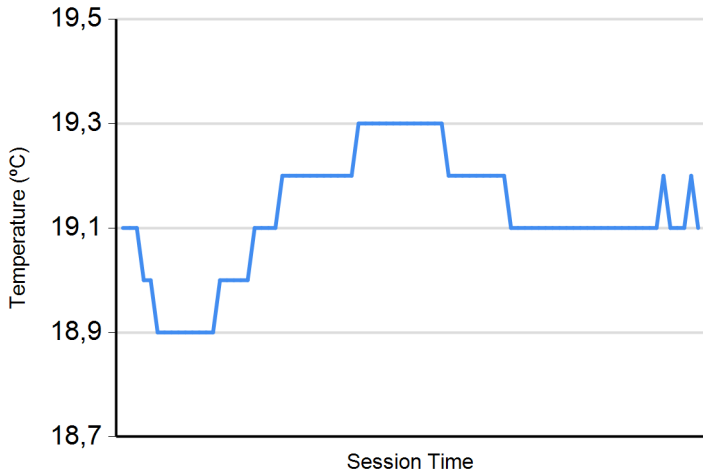




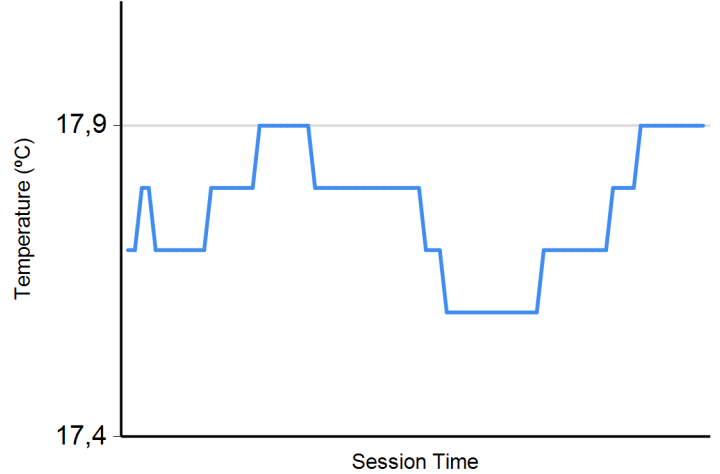
**Circuit de Barcelona  
International GT Open  
Private test - 1  
Weather Report**



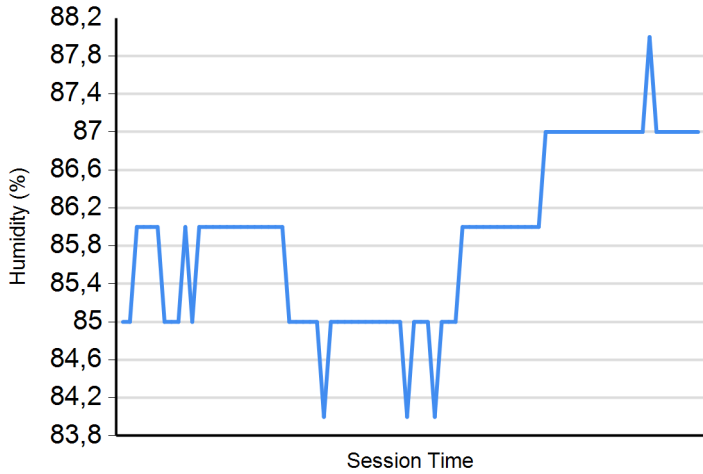
**Air Temperature**



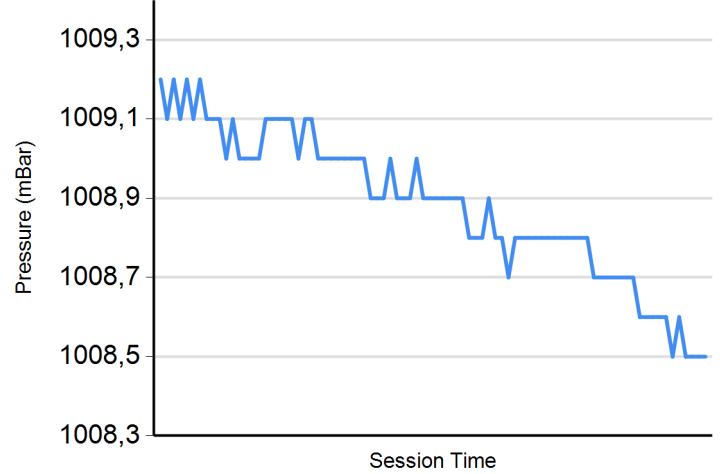
**Track Temperature**



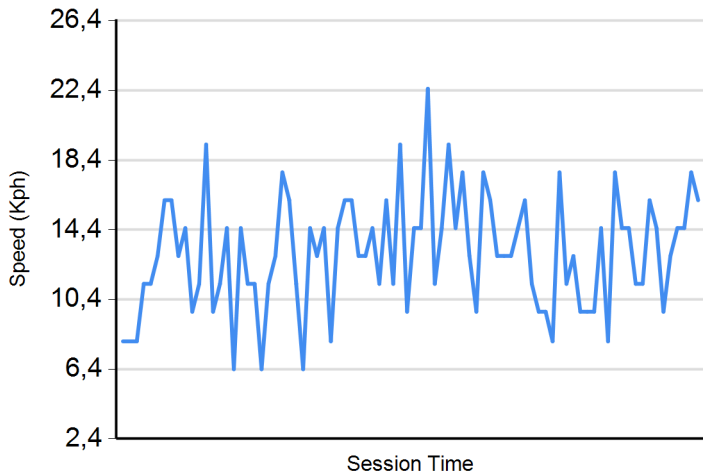
**Humidity**



**Pressure**



**Wind Speed**



**Wind direction**

North = 0°/360° Est = 90° South = 180° West = 270°

