




Renault Clio Cup

Circuito del Jarama

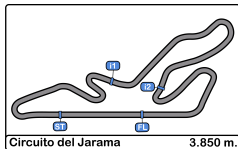
13 – 14 Octubre 2018

Libro de resultados



Colegio de Cronometradores S.L.

www.cronococa.com



Circuito del Jarama
Renault Clio Cup
Entrenamiento libre - 1
Resultados Provisionales

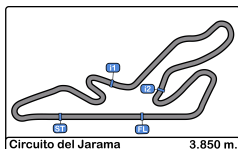


Cls	Nº	Piloto	Nac	Equipo	Cat.	Cls	Vtas	V.R.	Tiempo	Dif 1º	Intervalo	Km/h
1	1	Alex Royo	ESP	MOTOR CLUB SABADELL			14	12	1:46.575			130.0
2	23	Jordi Palomeras	FRA	DAVID POUGET			14	10	1:46.820	0.245	0.245	129.7
3	2	Nicolas Milan	FRA	MILAN NICOLAS			12	7	1:46.912	0.337	0.092	129.6
4	8	Marta Suria	ESP	SMC JUNIOR TEAMj	F	1	14	13	1:46.978	0.403	0.066	129.5
5	7	Luis González Martínez	ESP	MOTOR CLUB SABADELL	J	1	14	9	1:47.042	0.467	0.064	129.4
6	4	James J. Ross	GBR	BOB ROSS RACING	JR	1	12	11	1:47.257	0.682	0.215	129.2
7	9	Marc De Fulgencio	ESP	MOTOR CLUB SABADELL	JR	2	10	9	1:47.260	0.685	0.003	129.2
8	10	Antonio Aguado	ESP	VSR MOTORSPORT	JR	3	15	14	1:47.428	0.853	0.168	129.0
9	111	Mathieu Lannepoudenx	FRA	MILAN NICOLAS	R	1	13	10	1:47.563	0.988	0.135	128.8
10	15	David Pouget	FRA	DAVID POUGET			14	11	1:47.576	1.001	0.013	128.8
11	33	Guillaume Lafond	FRA	MILAN NICOLAS			10	8	1:48.157	1.582	0.581	128.1
12	50	Henk Van Zoest	ESP	SKUALO COMPETICION	A	1	12	8	1:49.730	3.155	1.573	126.3
13	5	Eduardo Gago	ESP	MOTOR CLUB SABADELL			13	12	1:50.310	3.735	0.580	125.6
14	3	Joaquín Rodrigo	ESP	AUTOM. CLUB ZARAGOZA	A	2	13	10	1:50.314	3.739	0.004	125.6

Publicado a las:.....

Comisarios Deportivos:	Director de Carrera:	Cronometrador:
-------------------------------	-----------------------------	---------------------------





Circuito del Jarama
Renault Clio Cup
Entrenamiento libre - 1

RENAULT SPORT
CLIO CUP
SPAIN

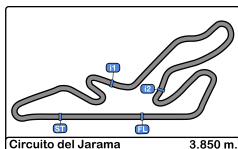
Resultados Provisionales por categoria

Cls	Nº	Piloto	Nac	Equipo	Cat.	Cls	Vtas	V.R.	Tiempo	Dif 1º	Intervalo	Km/h
1	1	Alex Royo	ESP	MOTOR CLUB SABADELL		14	12		1:46.575			130.0
2	23	Jordi Palomeras	FRA	DAVID POUGET		14	10		1:46.820	0.245	0.245	129.7
3	2	Nicolas Milan	FRA	MILAN NICOLAS		12	7		1:46.912	0.337	0.092	129.6
4	15	David Pouget	FRA	DAVID POUGET		14	11		1:47.576	1.001	0.664	128.8
5	33	Guillaume Lafond	FRA	MILAN NICOLAS		10	8		1:48.157	1.582	0.581	128.1
6	5	Eduardo Gago	ESP	MOTOR CLUB SABADELL		13	12		1:50.310	3.735	2.153	125.6
A												
1	50	Henk Van Zoest	ESP	SKUALO COMPETICION	A	1	12	8	1:49.730			126.3
2	3	Joaquín Rodrigo	ESP	AUTOM. CLUB ZARAGOZA	A	2	13	10	1:50.314	0.584	0.584	125.6
F												
1	8	Marta Suria	ESP	SMC JUNIOR TEAMj	F	1	14	13	1:46.978			129.5
J												
1	7	Luis González Martínez	ESP	MOTOR CLUB SABADELL	J	1	14	9	1:47.042			129.4
JR												
1	4	James J. Ross	GBR	BOB ROSS RACING	JR	1	12	11	1:47.257			129.2
2	9	Marc De Fulgencio	ESP	MOTOR CLUB SABADELL	JR	2	10	9	1:47.260	0.003	0.003	129.2
3	10	Antonio Aguado	ESP	VSR MOTORSPORT	JR	3	15	14	1:47.428	0.171	0.168	129.0
Rookie												
1	111	Mathieu Lannepoudenx	FRA	MILAN NICOLAS	R	1	13	10	1:47.563			128.8

Publicado a las:.....

Comisarios Deportivos:	Director de Carrera:	Cronometrador:
------------------------	----------------------	--------------------






Circuito del Jarama
Renault Clio Cup
Entrenamiento libre - 1

RENAULT SPORT
CLIO CUP
SPAIN

Resultados 2ª Vuelta Rápida Provisionales

Cls	Nº	Piloto	Nac	Equipo	Cat.	Cls	Vtas	V.R.	Tiempo	Dif 1º	Intervalo	Km/h
1	1	Alex Royo	ESP	MOTOR CLUB SABADELL			14	11	1:46.719			130.0
2	2	Nicolas Milan	FRA	MILAN NICOLAS			12	9	1:46.960	0.241	0.241	129.6
3	23	Jordi Palomeras	FRA	DAVID POUGET			14	13	1:47.018	0.299	0.058	129.7
4	8	Marta Suria	ESP	SMC JUNIOR TEAMj	F	1	14	12	1:47.056	0.337	0.038	129.5
5	7	Luis González Martínez	ESP	MOTOR CLUB SABADELL	J	1	14	12	1:47.058	0.339	0.002	129.4
6	111	Mathieu Lannepoudenx	FRA	MILAN NICOLAS	R	1	13	11	1:47.604	0.885	0.546	128.8
7	9	Marc De Fulgencio	ESP	MOTOR CLUB SABADELL	JR	1	10	8	1:47.618	0.899	0.014	129.2
8	4	James Jj. Ross	GBR	BOB ROSS RACING	JR	2	12	10	1:47.621	0.902	0.003	129.2
9	10	Antonio Aguado	ESP	VSR MOTORSPORT	JR	3	15	11	1:47.666	0.947	0.045	129.0
10	15	David Pouget	FRA	DAVID POUGET			14	13	1:47.823	1.104	0.157	128.8
11	33	Guillaume Lafond	FRA	MILAN NICOLAS			10	9	1:48.487	1.768	0.664	128.1
12	50	Henk Van Zoest	ESP	SKUALO COMPETICION	A	1	12	7	1:49.996	3.277	1.509	126.3
13	3	Joaquín Rodrigo	ESP	AUTOM. CLUB ZARAGOZA	A	2	13	12	1:50.661	3.942	0.665	125.6
14	5	Eduardo Gago	ESP	MOTOR CLUB SABADELL			13	11	1:51.094	4.375	0.433	125.6

Publicado a las:.....

Comisarios Deportivos:	Director de Carrera:	Cronometrador: 
------------------------	----------------------	---





Circuito del Jarama
Renault Clio Cup
Entrenamiento libre - 1
Tiempos Por Vuelta



1 Alex Royo **4** James J. Ross JR

MOTOR CLUB SABADELL

BOB ROSS RACING

Vta. D	Tiempo	Sector 1	Sector 2	Sector 3	V.Max.	Tiempo Tot	Vta. D	Tiempo	Sector 1	Sector 2	Sector 3	V.Max.	Tiempo Tot
1	9:03:23.033	9:01:59.537	47.337	36.159	70.6	9:03:23.033	1	9:08:00.658	9:06:26.957	54.071	39.630	60.7	9:08:00.658
2	2:07.147	49.768	43.105	34.274	156.9	9:05:30.180	2	2:07.781	47.211	45.345	35.225	185.5	9:10:08.439
3	2:20.802	55.155	52.401	33.246	137.2	9:07:50.982	3	1:56.644	44.632	40.228	31.784	189.8	9:12:05.083
4	1:52.161	43.555	37.605	31.001	187.5	9:09:43.143	4	1:54.184	43.516	38.514	32.154	198.1	9:13:59.267
5	1:49.110	42.300	36.351	30.459	203.7	9:11:32.253	5	1:50.433	42.264	37.294	30.875	203.3	9:15:49.700
6	1:47.497	41.463	36.019	30.015	207.2	9:13:19.750	6	1:48.691	41.687	36.659	30.345	206.8	9:17:38.391
7	1:47.051	41.135	35.997	29.919	205.7	9:15:06.801	7	1:48.063	41.163	36.644	30.256	207.6	9:19:26.454
8	1:47.030	41.132	35.968	29.930	205.7	9:16:53.831	8	1:48.091	41.535	36.394	30.162	208.4	9:21:14.545
9	1:46.951	40.989	36.027	29.935	204.9	9:18:40.782	9	1:47.748	41.200	36.388	30.160	207.6	9:23:02.293
10	1:46.910	41.129	35.865	29.916	206.1	9:20:27.692	10	1:47.621	41.125	36.362	30.134	206.8	9:24:49.914
11	1:46.719	41.110	35.684	29.925	206.1	9:22:14.411	11	1:47.257	41.135	36.146	29.976	206.1	9:26:37.171
12	1:46.575		2:22.218	29.966	206.1	9:24:00.986	12	2:17.077 P	43.824	43.679	49.574	206.5	9:28:54.248
13	1:47.195	40.921	36.004	30.270	207.2	9:25:48.181							
14	2:26.114 P	52.732	48.960	44.422	157.2	9:28:14.295							

2 Nicolas Milan

5 Eduardo Gago

MOTOR CLUB SABADELL

Vta. D	Tiempo	Sector 1	Sector 2	Sector 3	V.Max.	Tiempo Tot	Vta. D	Tiempo	Sector 1	Sector 2	Sector 3	V.Max.	Tiempo Tot
1	9:08:05.681		9:07:30.743	34.938	87.4	9:08:05.681	1	9:03:35.965	9:02:11.346	46.749	37.870	88.6	9:03:35.965
2	1:56.516	9:09:30.759	31.438	161.9	9:10:02.197	2	2:10.706	50.733	43.509	36.464	149.7	9:05:46.671	
3	1:52.420	9:11:24.014	30.603	186.5	9:11:54.617	3	2:10.518	47.399	47.908	35.211	171.7	9:07:57.189	
4	1:48.396	9:13:12.544	30.469	201.1	9:13:43.013	4	1:59.587	45.721	40.198	33.668	196.7	9:09:56.776	
5	1:47.484	9:15:00.392	30.105	197.8	9:15:30.497	5	1:55.832	44.539	38.725	32.568	200.0	9:11:52.608	
6	1:47.179	9:16:47.737	29.939	205.7	9:17:17.676	6	1:59.335	47.729	39.072	32.534	174.4	9:13:51.943	
7	1:46.912	9:18:34.663	29.925	205.7	9:19:04.588	7	1:55.236	44.004	38.191	33.041	192.8	9:15:47.179	
8	1:58.360	9:20:32.239	30.709	205.7	9:21:02.948	8	1:53.292	43.300	38.411	31.581	194.2	9:17:40.471	
9	1:46.960	9:22:19.960	29.948	208.0	9:22:49.908	9	1:51.260	42.799	37.427	31.034	199.2	9:19:31.731	
10	1:47.324	9:24:06.934	30.298	207.2	9:24:37.232	10	1:53.064	42.892	38.938	31.234	193.2	9:21:24.795	
11	1:47.242	9:25:54.473	30.001	207.6	9:26:24.474	11	1:51.094	43.290	36.587	31.217	181.5	9:23:15.889	
12	2:27.039 P	9:28:03.085	48.428	164.6	9:28:51.513	12	1:50.310	42.437	36.726	31.147	190.4	9:25:06.199	
							13	2:15.296 P	48.286	39.627	47.383	158.3	9:27:21.495

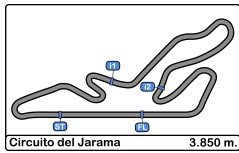
3 Joaquín Rodrigo

7 Luís González Martínez

MOTOR CLUB SABADELL

Vta. D	Tiempo	Sector 1	Sector 2	Sector 3	V.Max.	Tiempo Tot	Vta. D	Tiempo	Sector 1	Sector 2	Sector 3	V.Max.	Tiempo Tot
1	9:02:34.208	9:01:15.200	43.165	35.843	76.5	9:02:34.208	1	9:03:24.264		9:02:47.815	36.449	73.2	9:03:24.264
2	2:00.687		2:46.464	33.231	164.8	9:04:34.895	2	2:07.674		9:04:57.156	34.782	141.9	9:05:31.938
3	1:56.866	44.752	39.735	32.379	190.8	9:06:31.761	3	2:34.960		9:07:25.664	41.234	110.0	9:08:06.898
4	1:57.290		2:36.918	32.486	191.1	9:08:29.051	4	1:57.917		9:09:33.551	31.264	164.8	9:10:04.815
5	1:53.222		4:31.040	31.586	181.2	9:10:22.273	5	1:50.775		9:11:25.036	30.554	194.2	9:11:55.590
6	2:05.898 P	43.556	37.631	44.711	196.3	9:12:28.171	6	1:48.622		9:13:13.920	30.292	199.6	9:13:44.212
7	5:01.040	3:43.553	43.794	33.693	94.8	9:17:29.211	7	1:47.665		9:15:01.836	30.041	205.3	9:15:31.877
8	1:54.287		2:38.718	33.056	196.0	9:19:23.498	8	1:47.408		9:16:49.296	29.989	211.7	9:17:19.285
9	1:51.929	42.847	36.924	32.158	204.1	9:21:15.427	9	1:47.042		9:18:36.323	30.004	211.7	9:19:06.327
10	1:50.314	42.711	36.877	30.726	200.7	9:23:05.741	10	1:48.056		9:20:23.998	30.385	213.0	9:20:54.383
11	1:53.010	42.692	36.938	33.380	201.1	9:24:58.751	11	1:47.589		9:22:11.821	30.151	207.2	9:22:41.972
12	1:50.661	42.723	36.958	30.980	205.3	9:26:49.412	12	1:47.058		9:23:59.103	29.927	207.2	9:24:29.030
13							13	1:47.509		9:25:46.069	30.470	207.2	9:26:16.539
14	2:40.483 P	54.411	51.686	54.386	155.3	9:29:29.895	14	2:17.108 P		9:27:50.062	43.585	140.2	9:28:33.647





Circuito del Jarama
Renault Clio Cup
Entrenamiento libre - 1
Tiempos Por Vuelta



50

Henk Van Zoest

A

SKUALO COMPETICION

Vta. D	Tiempo	Sector 1	Sector 2	Sector 3	V.Max.	Tiempo Tot
1	9:02:47.689	9:01:18.765	49.872	39.052	86.7	9:02:47.689
2	2:04.017	49.858	40.502	33.657	135.0	9:04:51.706
3	1:54.929	44.164	38.806	31.959	192.5	9:06:46.635
4	1:52.559	43.429	37.554	31.576	196.0	9:08:39.194
5	1:51.598		2:29.268	31.460	196.3	9:10:30.792
6	1:50.848	42.565	37.298	30.985	194.9	9:12:21.640
7	1:49.996	42.277	36.814	30.905	202.6	9:14:11.636
8	1:49.730	42.121	36.842	30.767	201.8	9:16:01.366
9	1:50.099	42.950	36.520	30.629	199.6	9:17:51.465
10	1:56.172 P	42.170	36.657	37.345	203.7	9:19:47.637
11	4:02.730	2:54.188	37.374	31.168	110.7	9:23:50.367
12	2:00.247 P	43.182	36.998	40.067	203.3	9:25:50.614

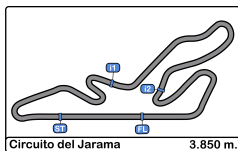
111

Mathieu Lannepoudenx

R

MILAN NICOLAS

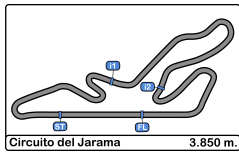
Vta. D	Tiempo	Sector 1	Sector 2	Sector 3	V.Max.	Tiempo Tot
1	9:03:57.682		9:03:20.858	36.824	81.7	9:03:57.682
2	2:06.221		9:05:30.924	32.979	137.5	9:06:03.903
3	1:55.713		9:07:26.886	32.730	196.7	9:07:59.616
4	1:52.802		9:09:20.652	31.766	199.6	9:09:52.418
5	1:50.237		9:11:11.302	31.353	200.7	9:11:42.655
6	1:49.571		9:13:00.906	31.320	202.2	9:13:32.226
7	1:59.162 P		9:14:50.810	40.578	200.7	9:15:31.388
8	3:17.346		9:18:18.039	30.695	97.9	9:18:48.734
9	1:47.820		9:20:06.263	30.291	203.7	9:20:36.554
10	1:47.563		9:21:53.999	30.118	205.3	9:22:24.117
11	1:47.604		9:23:41.547	30.174	206.1	9:24:11.721
12	1:47.750		9:25:29.213	30.258	206.5	9:25:59.471
13	2:22.647 P		9:27:32.819	49.299	206.5	9:28:22.118



Circuito del Jarama
Renault Clio Cup
Entrenamiento libre - 1
Mejores Sectores



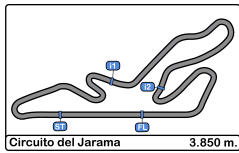
Sector - 1				Sector - 2				Sector - 3				Vta. Ideal vs Vta. Rapida				
Clas	Nº	Piloto	Tiempo	Nº	Piloto	Tiempo	Nº	Piloto	Tiempo	Clas	Nº	Piloto	Vta. Ideal	V.R.	Clas	
1	1	Alex Royo	40.921	1	Alex Royo	35.684	1	Alex Royo	29.916	1	1	Alex Royo	1:46.521	1:46.575	1	
2	8	Marta Suria	41.072	8	Marta Suria	35.759	2	Nicolas Milan	29.925	2	23	Jordi Palomeras	1:46.820	1:46.820	2	
3	23	Jordi Palomeras	41.080	23	Jordi Palomeras	35.796	7	Luis González Martínez	29.927	3	8	Marta Suria	1:46.885	1:46.978	4	
4	4	James Jj. Ross	41.125	9	Marc De Fulgencio	35.930	23	Jordi Palomeras	29.944	4	9	Marc De Fulgencio	1:47.157	1:47.260	7	
5	15	David Pouget	41.178	15	David Pouget	36.112	4	James Jj. Ross	29.976	5	4	James Jj. Ross	1:47.247	1:47.257	6	
6	9	Marc De Fulgencio	41.247	4	James Jj. Ross	36.146	9	Marc De Fulgencio	29.980	6	15	David Pouget	1:47.546	1:47.576	10	
7	33	Guillaume Lafond	41.556	33	Guillaume Lafond	36.284	8	Marta Suria	30.054	7	33	Guillaume Lafond	1:48.153	1:48.157	11	
8	50	Henk Van Zoest	42.121	50	Henk Van Zoest	36.520	10	Antonio Aguado	30.101	8	50	Henk Van Zoest	1:49.270	1:49.730	12	
9	5	Eduardo Gago	42.437	5	Eduardo Gago	36.587	111	Mathieu Lannepoude	30.118	9	5	Eduardo Gago	1:50.058	1:50.310	13	
10	3	Joaquín Rodrigo	42.692	3	Joaquín Rodrigo	36.877	15	David Pouget	30.256	10	3	Joaquín Rodrigo	1:50.295	1:50.314	14	
11	10	Antonio Aguado	Transpo	10	Antonio Aguado	Transpo	33	Guillaume Lafond	30.313	11	10	Antonio Aguado	Transpo	1:47.428	8	
12	7	Luis González Martínez	Transpo	7	Luis González Martínez	Transpo	50	Henk Van Zoest	30.629	12	7	Luis González Martínez	Transpo	1:47.042	5	
13	11	Mathieu Lannepoude	Transpo	111	Mathieu Lannepoude	Transpo	3	Joaquín Rodrigo	30.726	13	111	Mathieu Lannepoude	Transpo	1:47.563	9	
14	2	Nicolas Milan	Transpo	2	Nicolas Milan	Transpo	5	Eduardo Gago	31.034	14	2	Nicolas Milan	Transpo	1:46.912	3	



Circuito del Jarama
Renault Clio Cup
Entrenamiento libre - 1
5 Mejores Tiempos



Cls	Nº	Piloto	Nac	Equipo	Cat.	V.R. 1		V.R. 2		V.R. 3		V.R. 4		V.R. 5	
						Tiempo	V.R.	Tiempo	V.R.	Tiempo	V.R.	Tiempo	V.R.	Tiempo	V.R.
1	1	Alex Royo	ESP	MOTOR CLUB		1:46.575	12	1:46.719	11	1:46.910	10	1:46.951	9	1:47.030	8
2	23	Jordi Palomeras	FRA	DAVID POUG		1:46.820	10	1:47.018	13	1:47.420	9	1:47.674	8	1:49.268	4
3	2	Nicolas Milan	FRA	MILAN NICOL		1:46.912	7	1:46.960	9	1:47.179	6	1:47.242	11	1:47.324	10
4	8	Marta Suria	ESP	SMC JUNIOR	F	1:46.978	13	1:47.056	12	1:47.080	11	1:47.402	10	1:47.793	8
5	7	Luís González Martínez	ESP	MOTOR CLUB	J	1:47.042	9	1:47.058	12	1:47.408	8	1:47.509	13	1:47.589	11
6	4	James J. Ross	GBR	BOB ROSS R	JR	1:47.257	11	1:47.621	10	1:47.748	9	1:48.063	7	1:48.091	8
7	9	Marc De Fulgencio	ESP	MOTOR CLUB	JR	1:47.260	9	1:47.618	8	1:49.069	5	1:52.109	4	1:59.803	10
8	10	Antonio Aguado	ESP	VSR MOTORS	JR	1:47.428	14	1:47.666	11	1:47.800	9	1:47.939	12	1:48.412	6
9	11	Mathieu Lannepoudenx	FRA	MILAN NICOL	R	1:47.563	10	1:47.604	11	1:47.750	12	1:47.820	9	1:49.571	6
10	15	David Pouget	FRA	DAVID POUG		1:47.576	11	1:47.823	13	1:47.905	12	1:47.944	10	1:48.770	7
11	33	Guillaume Lafond	FRA	MILAN NICOL		1:48.157	8	1:48.487	9	1:48.650	5	1:48.728	6	1:48.918	7
12	50	Henk Van Zoest	ESP	SKUALO COM	A	1:49.730	8	1:49.996	7	1:50.099	9	1:50.848	6	1:51.598	5
13	5	Eduardo Gago	ESP	MOTOR CLUB		1:50.310	12	1:51.094	11	1:51.260	9	1:53.064	10	1:53.292	8
14	3	Joaquín Rodrigo	ESP	AUTOM. CLUB	A	1:50.314	10	1:50.661	12	1:51.929	9	1:53.010	11	1:53.222	5



Circuito del Jarama
Renault Clio Cup
Entrenamiento libre - 1
5 Mejores Velocidades



Cls	Nº	Piloto	Nac	Equipo	Cat.	V.Max 1		V.Max 2		V.Max 3		V.Max 4		V.Max 5		Media
						Km/h	Vta.	Km/h	Vta.	Km/h	Vta.	Km/h	Vta.	Km/h	Vta.	
1	7	Luís González Martínez	ESP	MOTOR CLUB	J	213.0	10	211.7	8	211.7	9	207.2	11	207.2	12	210.2
2	23	Jordi Palomeras	FRA	DAVID POUG		210.9	9	210.5	11	209.7	10	207.6	13	207.6	14	209.3
3	9	Marc De Fulgencio	ESP	MOTOR CLUB	JR	210.1	10	207.2	9	206.8	6	204.9	8	201.8	5	206.2
4	10	Antonio Aguado	ESP	VSR MOTORS	JR	209.7	14	207.6	13	206.8	11	206.8	12	205.7	8	207.3
5	4	James J. Ross	GBR	BOB ROSS R	JR	208.4	8	207.6	7	207.6	9	206.8	6	206.8	10	207.5
6	2	Nicolas Milan	FRA	MILAN NICOL		208.0	9	207.6	11	207.2	10	205.7	6	205.7	7	206.9
7	8	Marta Suria	ESP	SMC JUNIOR	F	208.0	13	207.2	11	207.2	12	207.2	14	206.8	8	207.3
8	33	Guillaume Lafond	FRA	MILAN NICOL		208.0	9	208.0	10	207.6	5	207.6	6	205.7	4	207.4
9	15	David Pouget	FRA	DAVID POUG		207.6	7	206.8	12	206.1	13	205.7	11	205.3	10	206.3
10	1	Alex Royo	ESP	MOTOR CLUB		207.2	6	207.2	13	206.1	10	206.1	11	206.1	12	206.5
11	11	Mathieu Lannepoudenx	FRA	MILAN NICOL	R	206.5	12	206.5	13	206.1	11	205.3	10	203.7	9	205.6
12	3	Joaquín Rodrigo	ESP	AUTOM. CLUB	A	205.3	12	204.1	9	201.1	11	200.7	10	196.3	6	201.5
13	50	Henk Van Zoest	ESP	SKUALO COM	A	203.7	10	203.3	12	202.6	7	201.8	8	199.6	9	202.2
14	5	Eduardo Gago	ESP	MOTOR CLUB		200.0	5	199.2	9	196.7	4	194.2	8	193.2	10	196.6



Circuito del Jarama
Renault Clio Cup
Entrenamiento libre - 1
Secuencia Vueltas Rápidas

RENAULT SPORT
CLIO CUP
SPAIN

Vta.	Hora Día	Tiempo Sesión	Nº	Piloto	Nac	Equipo	Cat.	Tiempo	Km/h
2	11:04:25.738	2:04:25.738	23	Jordi Palomeras	FRA	DAVID POUGET		1:59.384	116.0
2	11:04:28.732	2:04:28.732	15	David Pouget	FRA	DAVID POUGET		1:58.551	116.9
3	11:06:15.057	2:06:15.057	23	Jordi Palomeras	FRA	DAVID POUGET		1:49.319	126.7
4	11:08:04.325	2:08:04.325	23	Jordi Palomeras	FRA	DAVID POUGET		1:49.268	126.8
5	11:10:18.165	2:10:18.165	10	Antonio Aguado	ESP	VSR MOTORSPORT	JR	1:48.800	127.3
6	11:12:06.577	2:12:06.577	10	Antonio Aguado	ESP	VSR MOTORSPORT	JR	1:48.412	127.8
6	11:13:19.750	2:13:19.750	1	Alex Royo	ESP	MOTOR CLUB SABADELL		1:47.497	128.9
7	11:15:06.801	2:15:06.801	1	Alex Royo	ESP	MOTOR CLUB SABADELL		1:47.051	129.4
8	11:16:53.831	2:16:53.831	1	Alex Royo	ESP	MOTOR CLUB SABADELL		1:47.030	129.4
9	11:18:40.782	2:18:40.782	1	Alex Royo	ESP	MOTOR CLUB SABADELL		1:46.951	129.5
7	11:19:04.588	2:19:04.588	2	Nicolas Milan	FRA	MILAN NICOLAS		1:46.912	129.6
10	11:19:05.172	2:19:05.172	23	Jordi Palomeras	FRA	DAVID POUGET		1:46.820	129.7
11	11:22:14.411	2:22:14.411	1	Alex Royo	ESP	MOTOR CLUB SABADELL		1:46.719	129.8
12	11:24:00.986	2:24:00.986	1	Alex Royo	ESP	MOTOR CLUB SABADELL		1:46.575	130.0



Circuito del Jarama

Renault Clio Cup

Entrenamiento libre - 1

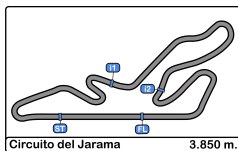
Mejor Maxima Velocidad del Evento

RENAULT SPORT

CLIO CUP



Nº	Piloto	Nac	Equipo	Cat.	Km/h	Sesión
7	Luís González Martínez	ESP	MOTOR CLUB SABADELL	J	213.0	Entrenamiento libre - 1
23	Jordi Palomeras	FRA	DAVID POUGET		210.9	Entrenamiento libre - 1
9	Marc De Fulgencio	ESP	MOTOR CLUB SABADELL	JR	210.1	Entrenamiento libre - 1
10	Antonio Aguado	ESP	VSR MOTORSPORT	JR	209.7	Entrenamiento libre - 1
4	James J. Ross	GBR	BOB ROSS RACING	JR	208.4	Entrenamiento libre - 1
2	Nicolas Milan	FRA	MILAN NICOLAS		208.0	Entrenamiento libre - 1
33	Guillaume Lafond	FRA	MILAN NICOLAS		208.0	Entrenamiento libre - 1
8	Marta Suria	ESP	SMC JUNIOR TEAMj	F	208.0	Entrenamiento libre - 1
15	David Pouget	FRA	DAVID POUGET		207.6	Entrenamiento libre - 1
1	Alex Royo	ESP	MOTOR CLUB SABADELL		207.2	Entrenamiento libre - 1
111	Mathieu Lannepoudenx	FRA	MILAN NICOLAS	R	206.5	Entrenamiento libre - 1
3	Joaquín Rodrigo	ESP	AUTOM. CLUB ZARAGOZA	A	205.3	Entrenamiento libre - 1
50	Henk Van Zoest	ESP	SKUALO COMPETICION	A	203.7	Entrenamiento libre - 1
5	Eduardo Gago	ESP	MOTOR CLUB SABADELL		200.0	Entrenamiento libre - 1



Circuito del Jarama
Renault Clio Cup
Entrenamiento libre - 1
Tiempos Parada en Pit



3 Joaquín Rodrigo A AUTOM. CLUB ZARAGOZA

Clio Cup IV

Nr.	Hora día entrada	Tiempo Entrada	Tiempo Salida	Tiempo Boxes	Total Tiempo Boxes	Handicap	Penalización
1	9:12:28.171	9:12:28.171	9:15:26.350	2:58.179	2:58.179		

9 Marc De Fulgencio JR MOTOR CLUB SABADELL

Clio Cup IV

Nr.	Hora día entrada	Tiempo Entrada	Tiempo Salida	Tiempo Boxes	Total Tiempo Boxes	Handicap	Penalización
1	9:13:39.977	9:13:39.977	9:19:35.377	5:55.400	5:55.400		

15 David Pouget DAVID POUGET

Clio Cup IV

Nr.	Hora día entrada	Tiempo Entrada	Tiempo Salida	Tiempo Boxes	Total Tiempo Boxes	Handicap	Penalización
1	9:16:04.112	9:16:04.112	9:17:46.406	1:42.294	1:42.294		

23 Jordi Palomeras DAVID POUGET

Clio Cup IV

Nr.	Hora día entrada	Tiempo Entrada	Tiempo Salida	Tiempo Boxes	Total Tiempo Boxes	Handicap	Penalización
1	9:21:05.084	9:21:05.084	9:22:15.680	1:10.596	1:10.596		

50 Henk Van Zoest A SKUALO COMPETICION

Clio Cup IV

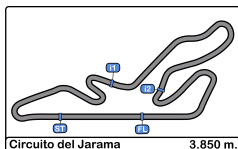
Nr.	Hora día entrada	Tiempo Entrada	Tiempo Salida	Tiempo Boxes	Total Tiempo Boxes	Handicap	Penalización
1	9:19:47.637	9:19:47.637	9:22:03.176	2:15.539	2:15.539		

111 Mathieu Lannepoudenx R MILAN NICOLAS

Clio Cup IV

Nr.	Hora día entrada	Tiempo Entrada	Tiempo Salida	Tiempo Boxes	Total Tiempo Boxes	Handicap	Penalización
1	9:15:31.388	9:15:31.388	9:17:02.677	1:31.289	1:31.289		





Circuito del Jarama
Renault Clio Cup
Entrenamiento libre - 2
Resultados Provisionales

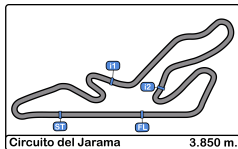


Cls	Nº	Piloto	Nac	Equipo	Cat.	Cls	Vtas	V.R.	Tiempo	Dif 1º	Intervalo	Km/h
1	1	Alex Royo	ESP	MOTOR CLUB SABADELL			11	9	1:46.589			130.0
2	7	Luís González Martínez	ESP	MOTOR CLUB SABADELL	J	1	11	9	1:46.766	0.177	0.177	129.8
3	9	Marc De Fulgencio	ESP	MOTOR CLUB SABADELL	JR	1	11	8	1:46.871	0.282	0.105	129.6
4	2	Nicolas Milan	FRA	MILAN NICOLAS			12	11	1:46.948	0.359	0.077	129.5
5	23	Jordi Palomeras	FRA	DAVID POUGET			10	8	1:47.204	0.615	0.256	129.2
6	8	Marta Suria	ESP	SMC JUNIOR TEAMj	F	1	12	7	1:47.329	0.740	0.125	129.1
7	15	David Pouget	FRA	DAVID POUGET			11	4	1:47.671	1.082	0.342	128.7
8	111	Mathieu Lannepoudenx	FRA	MILAN NICOLAS	R	1	11	8	1:47.726	1.137	0.055	128.6
9	33	Guillaume Lafond	FRA	MILAN NICOLAS			11	7	1:47.806	1.217	0.080	128.5
10	10	Antonio Aguado	ESP	VSR MOTORSPORT	JR	2	10	6	1:48.076	1.487	0.270	128.2
11	4	James J. Ross	GBR	BOB ROSS RACING	JR	3	12	8	1:48.195	1.606	0.119	128.1
12	72	Kévin Jiménez	FRA	DAVID POUGET	R	2	11	9	1:48.305	1.716	0.110	127.9
13	50	Henk Van Zoest	ESP	SKUALO COMPETICION	A	1	11	4	1:48.510	1.921	0.205	127.7
14	5	Eduardo Gago	ESP	MOTOR CLUB SABADELL			12	9	1:49.133	2.544	0.623	127.0
15	3	Joaquín Rodrigo	ESP	AUTOM. CLUB ZARAGOZA	A	2	11	9	1:49.136	2.547	0.003	126.9

Publicado a las:.....

Comisarios Deportivos:	Director de Carrera:	Cronometrador:
-------------------------------	-----------------------------	---------------------------





Circuito del Jarama
Renault Clio Cup
Entrenamiento libre - 2

RENAULT SPORT
CLIO CUP
SPAIN

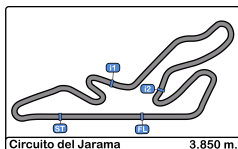
Resultados Provisionales por categoria

Cls	Nº	Piloto	Nac	Equipo	Cat.	Cls	Vtas	V.R.	Tiempo	Dif 1º	Intervalo	Km/h
1	1	Alex Royo	ESP	MOTOR CLUB SABADELL		11	9		1:46.589			130.0
2	2	Nicolas Milan	FRA	MILAN NICOLAS		12	11		1:46.948	0.359	0.359	129.5
3	23	Jordi Palomeras	FRA	DAVID POUGET		10	8		1:47.204	0.615	0.256	129.2
4	15	David Pouget	FRA	DAVID POUGET		11	4		1:47.671	1.082	0.467	128.7
5	33	Guillaume Lafond	FRA	MILAN NICOLAS		11	7		1:47.806	1.217	0.135	128.5
6	5	Eduardo Gago	ESP	MOTOR CLUB SABADELL		12	9		1:49.133	2.544	1.327	127.0
A												
1	50	Henk Van Zoest	ESP	SKUALO COMPETICION	A	1	11	4	1:48.510			127.7
2	3	Joaquín Rodrigo	ESP	AUTOM. CLUB ZARAGOZA	A	2	11	9	1:49.136	0.626	0.626	126.9
F												
1	8	Marta Suria	ESP	SMC JUNIOR TEAMj	F	1	12	7	1:47.329			129.1
J												
1	7	Luis González Martínez	ESP	MOTOR CLUB SABADELL	J	1	11	9	1:46.766			129.8
JR												
1	9	Marc De Fulgencio	ESP	MOTOR CLUB SABADELL	JR	1	11	8	1:46.871			129.6
2	10	Antonio Aguado	ESP	VSR MOTORSPORT	JR	2	10	6	1:48.076	1.205	1.205	128.2
3	4	James Jj. Ross	GBR	BOB ROSS RACING	JR	3	12	8	1:48.195	1.324	0.119	128.1
Rookie												
1	111	Mathieu Lannepoudenx	FRA	MILAN NICOLAS	R	1	11	8	1:47.726			128.6
2	72	Kévin Jiménez	FRA	DAVID POUGET	R	2	11	9	1:48.305	0.579	0.579	127.9

Publicado a las:.....

Comisarios Deportivos:	Director de Carrera:	Cronometrador:
------------------------	----------------------	--------------------






Circuito del Jarama
Renault Clio Cup
Entrenamiento libre - 2

RENAULT SPORT
CLIO CUP
SPAIN

Resultados 2ª Vuelta Rápida Provisionales

Cls	Nº	Piloto	Nac	Equipo	Cat.	Cls	Vtas	V.R.	Tiempo	Dif 1º	Intervalo	Km/h
1	1	Alex Royo	ESP	MOTOR CLUB SABADELL			11	8	1:46.925			130.0
2	9	Marc De Fulgencio	ESP	MOTOR CLUB SABADELL	JR	1	11	9	1:47.162	0.237	0.237	129.6
3	2	Nicolas Milan	FRA	MILAN NICOLAS			12	7	1:47.209	0.284	0.047	129.5
4	23	Jordi Palomeras	FRA	DAVID POUGET			10	7	1:47.410	0.485	0.201	129.2
5	7	Luis González Martínez	ESP	MOTOR CLUB SABADELL	J	1	11	7	1:47.574	0.649	0.164	129.8
6	8	Marta Suria	ESP	SMC JUNIOR TEAMj	F	1	12	4	1:47.586	0.661	0.012	129.1
7	15	David Pouget	FRA	DAVID POUGET			11	10	1:47.764	0.839	0.178	128.7
8	111	Mathieu Lannepoudenx	FRA	MILAN NICOLAS	R	1	11	9	1:47.821	0.896	0.057	128.6
9	33	Guillaume Lafond	FRA	MILAN NICOLAS			11	8	1:47.944	1.019	0.123	128.5
10	10	Antonio Aguado	ESP	VSR MOTORSPORT	JR	2	10	8	1:48.141	1.216	0.197	128.2
11	4	James J. Ross	GBR	BOB ROSS RACING	JR	3	12	3	1:48.400	1.475	0.259	128.1
12	72	Kévin Jiménez	FRA	DAVID POUGET	R	2	11	10	1:48.504	1.579	0.104	127.9
13	50	Henk Van Zoest	ESP	SKUALO COMPETICION	A	1	11	9	1:48.664	1.739	0.160	127.7
14	3	Joaquín Rodrigo	ESP	AUTOM. CLUB ZARAGOZA	A	2	11	8	1:49.192	2.267	0.528	126.9
15	5	Eduardo Gago	ESP	MOTOR CLUB SABADELL			12	6	1:49.295	2.370	0.103	127.0

Publicado a las:.....

Comisarios Deportivos:	Director de Carrera:	Cronometrador: 
-------------------------------	-----------------------------	--





Circuito del Jarama
Renault Clio Cup
Entrenamiento libre - 2
Tiempos Por Vuelta



1 Alex Royo **4** James J. Ross JR

MOTOR CLUB SABADELL

BOB ROSS RACING

Vta.	D	Tiempo	Sector 1	Sector 2	Sector 3	V.Max.	Tiempo Tot	Vta.	D	Tiempo	Sector 1	Sector 2	Sector 3	V.Max.	Tiempo Tot	
1		12:52:15.271	12:51:03.382	40.199	31.690	90.9	12:52:15.271	1		12:53:00.643	12:51:46.406	42.414	31.823	68.7	12:53:00.643	
2		1:49.152	42.268	36.491	30.393	201.1	12:54:04.423	2		1:50.372	42.938	36.849	30.585	186.5	12:54:51.015	
3		1:47.648	41.473	36.008	30.167	206.1	12:55:52.071	3		1:48.400	41.599	36.577	30.224	204.1	12:56:39.415	
4		1:47.506	41.365	35.945	30.196	206.8	12:57:39.577	4		1:51.807	42.120	36.748	32.939	203.7	12:58:31.222	
5		2:18.402	P	51.383	46.452	40.567	191.4	12:59:57.979	5		1:48.579	41.590	36.608	30.381	203.0	13:00:19.801
6		3:47.311		2:38.891	37.113	31.307	101.1	13:03:45.290	6		1:48.428	41.647	36.433	30.348	203.7	13:02:08.229
7		1:47.496	41.303	36.102	30.091	207.2	13:05:32.786	7		1:48.619	41.602	36.657	30.360	203.3	13:03:56.848	
8		1:46.925	41.201	35.795	29.929	212.1	13:07:19.711	8		1:48.195	41.549	36.363	30.283	204.5	13:05:45.043	
9		1:46.589	40.898	35.768	29.923	208.8	13:09:06.300	9		1:50.991	41.757	38.837	30.397	205.3	13:07:36.034	
10		1:46.958	41.034	35.869	30.055	208.8	13:10:53.258	10		1:48.552	41.524	36.438	30.590	206.1	13:09:24.586	
11		2:22.121	P	51.925	46.107	44.089	162.1	13:13:15.379	11		1:55.425	41.625	40.168	33.632	204.1	13:11:20.011

2 Nicolas Milan

MILAN NICOLAS

5 Eduardo Gago

MOTOR CLUB SABADELL

Vta.	D	Tiempo	Sector 1	Sector 2	Sector 3	V.Max.	Tiempo Tot	Vta.	D	Tiempo	Sector 1	Sector 2	Sector 3	V.Max.	Tiempo Tot		
1		12:52:32.780	12:51:23.179	38.445	31.156	72.8	12:52:32.780	1		12:52:35.483	12:51:20.221	40.721	34.541	98.6	12:52:35.483		
2		1:49.554	41.884	36.921	30.749	206.1	12:54:22.334	2		1:53.761	43.903	38.690	31.168	182.4	12:54:29.244		
3		1:47.665	41.531	36.008	30.126	205.7	12:56:09.999	3		1:50.809	42.701	37.024	31.084	203.0	12:56:20.053		
4		1:47.386	41.288	36.019	30.079	206.5	12:57:57.385	4		1:50.319	42.690	36.935	30.694	204.1	12:58:10.372		
5		1:47.688	40.971	36.654	30.063	207.2	12:59:45.073	5		1:49.881	42.195	36.802	30.884	205.7	13:00:00.253		
6		1:47.463	41.293	36.014	30.156	207.6	13:01:32.536	6		1:49.295	42.164	36.365	30.766	203.0	13:01:49.548		
7		1:47.209	41.045	36.015	30.149	207.6	13:03:19.745	7		1:50.131	42.505	36.740	30.886	192.5	13:03:39.679		
8		1:47.469	41.372	35.849	30.248	211.3	13:05:07.214	8		1:49.312	42.004	36.479	30.829	204.1	13:05:28.991		
9		1:47.248	41.014	36.046	30.188	206.5	13:06:54.462	9		1:49.133	42.029	36.459	30.645	204.5	13:07:18.124		
10		1:47.232	41.207	35.920	30.105	205.7	13:08:41.694	10		1:52.066	44.991	36.364	30.711	203.7	13:09:10.190		
11		1:46.948	41.124	35.724	30.100	206.1	13:10:28.642	11		1:49.539	42.090	36.846	30.603	207.2	13:10:59.729		
12		2:21.852	P	47.648	46.371	47.833	191.4	13:12:50.494	12		2:20.215	P	46.917	45.881	47.417	150.2	13:13:19.944

3 Joaquín Rodrigo

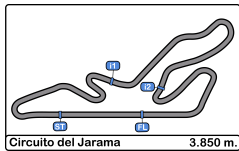
AUTOM. CLUB ZARAGOZA

7 Luís González Martínez

MOTOR CLUB SABADELL

Vta.	D	Tiempo	Sector 1	Sector 2	Sector 3	V.Max.	Tiempo Tot	Vta.	D	Tiempo	Sector 1	Sector 2	Sector 3	V.Max.	Tiempo Tot		
1		12:52:36.434	12:51:25.058	39.043	32.333	83.9	12:52:36.434	1		12:52:15.867	12:51:04.026	40.271	31.570	91.6	12:52:15.867		
2		1:51.683	43.592	37.154	30.937	191.8	12:54:28.117	2		1:49.671	42.716	36.660	30.295	199.2	12:54:05.538		
3		1:50.534	42.324	37.070	31.140	200.7	12:56:18.651	3		1:49.690	42.881	36.152	30.657	209.7	12:55:55.228		
4		1:49.556	42.386	36.501	30.669	198.8	12:58:08.207	4		1:50.664	41.528	38.491	30.645	210.1	12:57:45.892		
5		1:49.578	42.316	36.674	30.588	201.1	12:59:57.785	5		1:56.758	P	42.070	38.272	36.416	207.6	12:59:42.650	
6		1:49.448	42.456	36.398	30.594	202.2	13:01:47.233	6		4:02.164	2:53.148	37.618	31.398	85.5	13:03:44.814		
7		1:59.892	50.427	37.610	31.855	162.4	13:03:47.125	7		1:47.574	41.491	35.973	30.110	206.1	13:05:32.388		
8		1:49.192	42.052	36.407	30.733	203.0	13:05:36.317	8		1:48.832	42.775	35.925	30.132	207.6	13:07:21.220		
9		1:49.136	42.182	36.364	30.590	203.0	13:07:25.453	9		1:46.766	40.989	35.835	29.942	212.5	13:09:07.986		
10		2:00.968	53.414	37.049	30.505	182.1	13:09:26.421	10		1:48.121	40.909	36.053	31.159	214.2	13:10:56.107		
11		2:14.432	P	42.188	43.764	48.480	198.8	13:11:40.853	11		2:12.442	P	49.227	40.651	42.564	158.8	13:13:08.549





Circuito del Jarama
Renault Clio Cup
Entrenamiento libre - 2
Tiempos Por Vuelta

RENAULT SPORT
CLIO CUP
SPAIN

111

Mathieu Lannepoudenx

R

MILAN NICOLAS

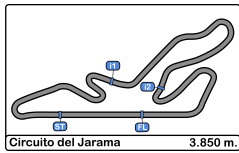
Vta. D	Tiempo	Sector 1	Sector 2	Sector 3	V.Max.	Tiempo Tot
1	12:52:30.651	12:51:07.835	48.449	34.367	81.5	12:52:30.651
2	1:52.570	44.812	37.135	30.623	148.3	12:54:23.221
3	1:48.232	41.706	36.423	30.103	205.7	12:56:11.453
4	1:48.054	41.313	36.326	30.415	207.2	12:57:59.507
5	1:48.233	41.073	36.793	30.367	209.3	12:59:47.740
6	1:48.094	41.305	36.392	30.397	206.5	13:01:35.834
7	1:48.024	41.395	36.321	30.308	207.6	13:03:23.858
8	1:47.726	41.219	36.129	30.378	208.0	13:05:11.584
9	1:47.821	41.299	36.172	30.350	208.0	13:06:59.405
10	1:48.072	41.262	36.438	30.372	207.6	13:08:47.477
11	2:03.878 P	41.340	38.305	44.233	207.6	13:10:51.355



Circuito del Jarama
Renault Clio Cup
Entrenamiento libre - 2
Mejores Sectores



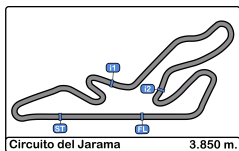
Sector - 1				Sector - 2				Sector - 3				Vta. Ideal vs Vta. Rapida				
Clas	Nº	Piloto	Tiempo	Nº	Piloto	Tiempo	Nº	Piloto	Tiempo	Clas	Nº	Piloto	Vta. Ideal	V.R.	Clas	
1	1	Alex Royo	40.898	2	Nicolas Milan	35.724	1	Alex Royo	29.923	1	1	Alex Royo	1:46.589	1:46.589	1	
2	7	Luis González Martínez	40.909	1	Alex Royo	35.768	9	Marc De Fulgencio	29.936	2	7	Luis González Martínez	1:46.686	1:46.766	2	
3	2	Nicolas Milan	40.971	9	Marc De Fulgencio	35.809	7	Luis González Martínez	29.942	3	9	Marc De Fulgencio	1:46.752	1:46.871	3	
4	9	Marc De Fulgencio	41.007	7	Luis González Martínez	35.835	23	Jordi Palomeras	30.003	4	2	Nicolas Milan	1:46.758	1:46.948	4	
5	11	Mathieu Lannepoude	41.073	8	Marta Suria	35.902	2	Nicolas Milan	30.063	5	23	Jordi Palomeras	1:47.025	1:47.204	5	
6	23	Jordi Palomeras	41.074	15	David Pouget	35.932	111	Mathieu Lannepoude	30.103	6	111	Mathieu Lannepoude	1:47.305	1:47.726	8	
7	8	Marta Suria	41.175	23	Jordi Palomeras	35.948	10	Antonio Aguado	30.147	7	8	Marta Suria	1:47.328	1:47.329	6	
8	10	Antonio Aguado	41.242	33	Guillaume Lafond	36.118	4	James J. Ross	30.224	8	15	David Pouget	1:47.505	1:47.671	7	
9	15	David Pouget	41.300	111	Mathieu Lannepoude	36.129	33	Guillaume Lafond	30.247	9	10	Antonio Aguado	1:47.539	1:48.076	10	
10	33	Guillaume Lafond	41.345	10	Antonio Aguado	36.150	8	Marta Suria	30.251	10	33	Guillaume Lafond	1:47.710	1:47.806	9	
11	72	Kévin Jiménez	41.404	50	Henk Van Zoest	36.239	15	David Pouget	30.273	11	72	Kévin Jiménez	1:48.021	1:48.305	12	
12	4	James J. Ross	41.524	72	Kévin Jiménez	36.283	72	Kévin Jiménez	30.334	12	4	James J. Ross	1:48.111	1:48.195	11	
13	50	Henk Van Zoest	41.666	4	James J. Ross	36.363	50	Henk Van Zoest	30.469	13	50	Henk Van Zoest	1:48.374	1:48.510	13	
14	5	Eduardo Gago	42.004	5	Eduardo Gago	36.364	3	Joaquín Rodrigo	30.505	14	3	Joaquín Rodrigo	1:48.921	1:49.136	15	
15	3	Joaquín Rodrigo	42.052	3	Joaquín Rodrigo	36.364	5	Eduardo Gago	30.603	15	5	Eduardo Gago	1:48.971	1:49.133	14	



Circuito del Jarama
Renault Clio Cup
Entrenamiento libre - 2
5 Mejores Tiempos



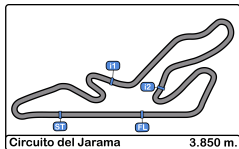
Cls	Nº	Piloto	Nac	Equipo	Cat.	V.R. 1		V.R. 2		V.R. 3		V.R. 4		V.R. 5	
						Tiempo	V.R.	Tiempo	V.R.	Tiempo	V.R.	Tiempo	V.R.	Tiempo	V.R.
1	1	Alex Royo	ESP	MOTOR CLUB		1:46.589	9	1:46.925	8	1:46.958	10	1:47.496	7	1:47.506	4
2	7	Luís González Martínez	ESP	MOTOR CLUB	J	1:46.766	9	1:47.574	7	1:48.121	10	1:48.832	8	1:49.671	2
3	9	Marc De Fulgencio	ESP	MOTOR CLUB	JR	1:46.871	8	1:47.162	9	1:47.276	7	1:48.879	10	1:49.209	3
4	2	Nicolas Milan	FRA	MILAN NICOL		1:46.948	11	1:47.209	7	1:47.232	10	1:47.248	9	1:47.386	4
5	23	Jordi Palomeras	FRA	DAVID POUG		1:47.204	8	1:47.410	7	1:48.129	3	1:48.222	4	1:48.973	2
6	8	Marta Suria	ESP	SMC JUNIOR	F	1:47.329	7	1:47.586	4	1:47.716	6	1:47.794	9	1:47.810	10
7	15	David Pouget	FRA	DAVID POUG		1:47.671	4	1:47.764	10	1:48.006	5	1:48.092	6	1:48.220	3
8	11	Mathieu Lannepoudenx	FRA	MILAN NICOL	R	1:47.726	8	1:47.821	9	1:48.024	7	1:48.054	4	1:48.072	10
9	33	Guillaume Lafond	FRA	MILAN NICOL		1:47.806	7	1:47.944	8	1:48.226	10	1:48.550	9	1:48.703	5
10	10	Antonio Aguado	ESP	VSR MOTORS	JR	1:48.076	6	1:48.141	8	1:48.150	9	1:48.291	7	1:50.305	3
11	4	James J. Ross	GBR	BOB ROSS R	JR	1:48.195	8	1:48.400	3	1:48.428	6	1:48.552	10	1:48.579	5
12	72	Kévin Jiménez	FRA	DAVID POUG	R	1:48.305	9	1:48.504	10	1:48.739	5	1:48.863	4	1:48.931	7
13	50	Henk Van Zoest	ESP	SKUALO COM	A	1:48.510	4	1:48.664	9	1:48.796	8	1:48.798	3	1:49.110	7
14	5	Eduardo Gago	ESP	MOTOR CLUB		1:49.133	9	1:49.295	6	1:49.312	8	1:49.539	11	1:49.881	5
15	3	Joaquín Rodrigo	ESP	AUTOM. CLUB	A	1:49.136	9	1:49.192	8	1:49.448	6	1:49.556	4	1:49.578	5



Circuito del Jarama
Renault Clio Cup
Entrenamiento libre - 2
5 Mejores Velocidades



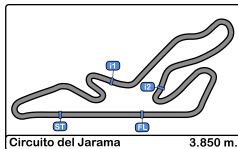
Cls	Nº	Piloto	Nac	Equipo	Cat.	V.Max 1		V.Max 2		V.Max 3		V.Max 4		V.Max 5		Media
						Km/h	Vta.	Km/h	Vta.	Km/h	Vta.	Km/h	Vta.	Km/h	Vta.	
1	7	Luís González Martínez	ESP	MOTOR CLUB	J	214.2	10	212.5	9	210.1	4	209.7	3	207.6	5	210.8
2	1	Alex Royo	ESP	MOTOR CLUB		212.1	8	208.8	9	208.8	10	207.2	7	206.8	4	208.8
3	33	Guillaume Lafond	FRA	MILAN NICOL		211.7	9	209.3	10	208.0	3	208.0	7	207.6	8	208.9
4	2	Nicolas Milan	FRA	MILAN NICOL		211.3	8	207.6	6	207.6	7	207.2	5	206.5	4	208.1
5	72	Kévin Jiménez	FRA	DAVID POUG	R	209.7	5	207.2	4	207.2	6	207.2	9	206.8	10	207.6
6	11	Mathieu Lannepoudenx	FRA	MILAN NICOL	R	209.3	5	208.0	8	208.0	9	207.6	7	207.6	10	208.1
7	9	Marc De Fulgencio	ESP	MOTOR CLUB	JR	208.8	8	208.0	9	207.2	10	206.8	5	206.8	7	207.6
8	23	Jordi Palomeras	FRA	DAVID POUG		208.4	8	206.1	7	205.7	9	203.7	5	203.0	3	205.4
9	15	David Pouget	FRA	DAVID POUG		208.0	3	206.8	4	206.1	5	204.9	10	204.1	6	206.0
10	50	Henk Van Zoest	ESP	SKUALO COM	A	207.6	5	206.1	3	205.7	2	205.7	8	205.3	4	206.1
11	5	Eduardo Gago	ESP	MOTOR CLUB		207.2	11	205.7	5	204.5	9	204.1	4	204.1	8	205.1
12	4	James J. Ross	GBR	BOB ROSS	R JR	206.1	10	205.3	9	204.5	8	204.1	3	204.1	11	204.8
13	8	Marta Suria	ESP	SMC JUNIOR	F	206.1	7	205.7	8	205.3	5	204.9	4	204.9	6	205.4
14	10	Antonio Aguado	ESP	VSR MOTORS	JR	205.3	9	204.1	8	203.7	7	202.6	6	201.8	4	203.5
15	3	Joaquín Rodrigo	ESP	AUTOM. CLUB	A	203.0	8	203.0	9	202.2	6	201.1	5	200.7	3	202.0



Circuito del Jarama
Renault Clio Cup
Entrenamiento libre - 2
Secuencia Vueltas Rápidas

RENAULT SPORT
CLIO CUP
SPAIN

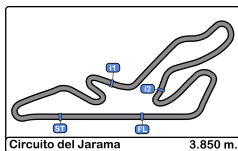
Vta.	Hora Día	Tiempo Sesión	Nº	Piloto	Nac	Equipo	Cat.	Tiempo	Km/h
2	14:53:56.786	2:03:56.786	23	Jordi Palomeras	FRA	DAVID POUGET		1:48.973	127.1
2	14:54:05.992	2:04:05.992	15	David Pouget	FRA	DAVID POUGET		1:48.862	127.3
3	14:55:44.915	2:05:44.915	23	Jordi Palomeras	FRA	DAVID POUGET		1:48.129	128.1
3	14:55:52.071	2:05:52.071	1	Alex Royo	ESP	MOTOR CLUB SABADELL		1:47.648	128.7
4	14:57:36.341	2:07:36.341	8	Marta Suria	ESP	SMC JUNIOR TEAMj	F	1:47.586	128.8
4	14:57:39.577	2:07:39.577	1	Alex Royo	ESP	MOTOR CLUB SABADELL		1:47.506	128.9
4	14:57:57.385	2:07:57.385	2	Nicolas Milan	FRA	MILAN NICOLAS		1:47.386	129.0
7	15:03:09.831	2:13:09.831	8	Marta Suria	ESP	SMC JUNIOR TEAMj	F	1:47.329	129.1
7	15:03:19.745	2:13:19.745	2	Nicolas Milan	FRA	MILAN NICOLAS		1:47.209	129.2
8	15:07:19.711	2:17:19.711	1	Alex Royo	ESP	MOTOR CLUB SABADELL		1:46.925	129.6
8	15:07:20.357	2:17:20.357	9	Marc De Fulgencio	ESP	MOTOR CLUB SABADELL	JR	1:46.871	129.6
9	15:09:06.300	2:19:06.300	1	Alex Royo	ESP	MOTOR CLUB SABADELL		1:46.589	130.0



Circuito del Jarama
Renault Clio Cup
Entrenamiento libre - 2
Mejor Maxima Velocidad del Evento

RENAULT SPORT
CLIO CUP
SPAIN

Nº	Piloto	Nac	Equipo	Cat.	Km/h	Sesión
7	Luis González Martínez	ESP	MOTOR CLUB SABADELL	J	214.2	Entrenamiento libre - 2
1	Alex Royo	ESP	MOTOR CLUB SABADELL		212.1	Entrenamiento libre - 2
33	Guillaume Lafond	FRA	MILAN NICOLAS		211.7	Entrenamiento libre - 2
2	Nicolas Milan	FRA	MILAN NICOLAS		211.3	Entrenamiento libre - 2
23	Jordi Palomeras	FRA	DAVID POUGET		210.9	Entrenamiento libre - 1
9	Marc De Fulgencio	ESP	MOTOR CLUB SABADELL	JR	210.1	Entrenamiento libre - 1
10	Antonio Aguado	ESP	VSR MOTORSPORT	JR	209.7	Entrenamiento libre - 1
72	Kévin Jiménez	FRA	DAVID POUGET	R	209.7	Entrenamiento libre - 2
111	Mathieu Lannepoudenx	FRA	MILAN NICOLAS	R	209.3	Entrenamiento libre - 2
4	James J. Ross	GBR	BOB ROSS RACING	JR	208.4	Entrenamiento libre - 1
8	Marta Suria	ESP	SMC JUNIOR TEAMj	F	208.0	Entrenamiento libre - 1
15	David Pouget	FRA	DAVID POUGET		208.0	Entrenamiento libre - 2
50	Henk Van Zoest	ESP	SKUALO COMPETICION	A	207.6	Entrenamiento libre - 2
5	Eduardo Gago	ESP	MOTOR CLUB SABADELL		207.2	Entrenamiento libre - 2
3	Joaquín Rodrigo	ESP	AUTOM. CLUB ZARAGOZA	A	205.3	Entrenamiento libre - 1



Circuito del Jarama
Renault Clio Cup
Entrenamiento libre - 2
Tiempos Parada en Pit



1 Alex Royo MOTOR CLUB SABADELL

Clio Cup IV

Nr.	Hora día entrada	Tiempo Entrada	Tiempo Salida	Tiempo Boxes	Total Tiempo Boxes	Handicap	Penalización
1	12:59:57.979	12:59:57.979	13:01:54.741	1:56.762	1:56.762		

7 Luis González Martínez J MOTOR CLUB SABADELL

Clio Cup IV

Nr.	Hora día entrada	Tiempo Entrada	Tiempo Salida	Tiempo Boxes	Total Tiempo Boxes	Handicap	Penalización
1	12:59:42.650	12:59:42.650	13:01:51.132	2:08.482	2:08.482		

9 Marc De Fulgencio JR MOTOR CLUB SABADELL

Clio Cup IV

Nr.	Hora día entrada	Tiempo Entrada	Tiempo Salida	Tiempo Boxes	Total Tiempo Boxes	Handicap	Penalización
1	12:59:52.650	12:59:52.650	13:01:52.113	1:59.463	1:59.463		

10 Antonio Aguado JR VSR MOTORSPORT

Clio Cup IV

Nr.	Hora día entrada	Tiempo Entrada	Tiempo Salida	Tiempo Boxes	Total Tiempo Boxes	Handicap	Penalización
1	12:58:34.470	12:58:34.470	13:02:41.735	4:07.265	4:07.265		

15 David Pouget DAVID POUGET

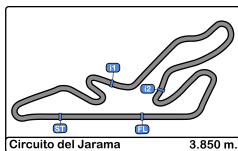
Clio Cup IV

Nr.	Hora día entrada	Tiempo Entrada	Tiempo Salida	Tiempo Boxes	Total Tiempo Boxes	Handicap	Penalización
1	13:05:08.593	13:05:08.593	13:07:12.391	2:03.798	2:03.798		

23 Jordi Palomeras DAVID POUGET

Clio Cup IV

Nr.	Hora día entrada	Tiempo Entrada	Tiempo Salida	Tiempo Boxes	Total Tiempo Boxes	Handicap	Penalización
1	12:59:36.341	12:59:36.341	13:02:03.791	2:27.450	2:27.450		



Circuito del Jarama
Renault Clio Cup
Entrenam. Calificativo
Resultados Provisionales

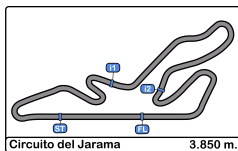


Cls	Nº	Piloto	Nac	Equipo	Cat.	Cls	Vtas	V.R.	Tiempo	Dif 1º	Intervalo	Km/h
1	2	Nicolas Milan	FRA	MILAN NICOLAS			12	10	1:46.731			129.8
2	23	Jordi Palomeras	FRA	DAVID POUGET			12	11	1:46.761	0.030	0.030	129.8
3	1	Alex Royo	ESP	MOTOR CLUB SABADELL			13	10	1:46.819	0.088	0.058	129.7
4	9	Marc De Fulgencio	ESP	MOTOR CLUB SABADELL	JR	1	14	11	1:46.830	0.099	0.011	129.7
5	7	Luis González Martínez	ESP	MOTOR CLUB SABADELL	J	1	14	11	1:46.966	0.235	0.136	129.5
6	15	David Pouget	FRA	DAVID POUGET			14	13	1:47.110	0.379	0.144	129.3
7	111	Mathieu Lannepoudenx	FRA	MILAN NICOLAS	R	1	12	11	1:47.226	0.495	0.116	129.2
8	4	James Jj. Ross	GBR	BOB ROSS RACING	JR	2	14	6	1:47.237	0.506	0.011	129.2
9	8	Marta Suria	ESP	SMC JUNIOR TEAMj	F	1	11	3	1:47.491	0.760	0.254	128.9
10	33	Guillaume Lafond	FRA	MILAN NICOLAS			10	4	1:47.770	1.039	0.279	128.6
11	10	Antonio Aguado	ESP	VSR MOTORSPORT	JR	3	11	10	1:48.066	1.335	0.296	128.2
12	72	Kévin Jiménez	FRA	DAVID POUGET	R	2	13	11	1:48.379	1.648	0.313	127.8
13	5	Eduardo Gago	ESP	MOTOR CLUB SABADELL			15	13	1:48.780	2.049	0.401	127.4
14	50	Henk Van Zoest	ESP	SKUALO COMPETICION	A	1	13	12	1:48.883	2.152	0.103	127.2
15	3	Joaquín Rodrigo	ESP	AUTOM. CLUB ZARAGOZA	A	2	11	4	1:48.939	2.208	0.056	127.2

Publicado a las:.....

Comisarios Deportivos:	Director de Carrera:	Cronometrador:
-------------------------------	-----------------------------	---------------------------





Circuito del Jarama
Renault Clio Cup
Entrenam. Calificativo

RENAULT SPORT
CLIO CUP
SPAIN

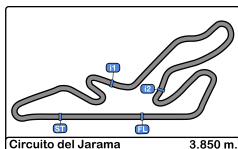
Resultados Provisionales por categoria

Cls	Nº	Piloto	Nac	Equipo	Cat.	Cls	Vtas	V.R.	Tiempo	Dif 1º	Intervalo	Km/h
1	2	Nicolas Milan	FRA	MILAN NICOLAS		12	10		1:46.731			129.8
2	23	Jordi Palomeras	FRA	DAVID POUGET		12	11		1:46.761	0.030	0.030	129.8
3	1	Alex Royo	ESP	MOTOR CLUB SABADELL		13	10		1:46.819	0.088	0.058	129.7
4	15	David Pouget	FRA	DAVID POUGET		14	13		1:47.110	0.379	0.291	129.3
5	33	Guillaume Lafond	FRA	MILAN NICOLAS		10	4		1:47.770	1.039	0.660	128.6
6	5	Eduardo Gago	ESP	MOTOR CLUB SABADELL		15	13		1:48.780	2.049	1.010	127.4
A												
1	50	Henk Van Zoest	ESP	SKUALO COMPETICION	A	1	13	12	1:48.883			127.2
2	3	Joaquín Rodrigo	ESP	AUTOM. CLUB ZARAGOZA	A	2	11	4	1:48.939	0.056	0.056	127.2
F												
1	8	Marta Suria	ESP	SMC JUNIOR TEAMj	F	1	11	3	1:47.491			128.9
J												
1	7	Luis González Martínez	ESP	MOTOR CLUB SABADELL	J	1	14	11	1:46.966			129.5
JR												
1	9	Marc De Fulgencio	ESP	MOTOR CLUB SABADELL	JR	1	14	11	1:46.830			129.7
2	4	James J. Ross	GBR	BOB ROSS RACING	JR	2	14	6	1:47.237	0.407	0.407	129.2
3	10	Antonio Aguado	ESP	VSR MOTORSPORT	JR	3	11	10	1:48.066	1.236	0.829	128.2
Rookie												
1	111	Mathieu Lannepoudenx	FRA	MILAN NICOLAS	R	1	12	11	1:47.226			129.2
2	72	Kévin Jiménez	FRA	DAVID POUGET	R	2	13	11	1:48.379	1.153	1.153	127.8

Publicado a las:.....

Comisarios Deportivos:	Director de Carrera:	Cronometrador:
-------------------------------	-----------------------------	---------------------------






Circuito del Jarama
Renault Clio Cup
Entrenam. Calificativo

RENAULT SPORT
CLIO CUP
SPAIN

Resultados 2ª Vuelta Rápida Provisionales

Cls	Nº	Piloto	Nac	Equipo	Cat.	Cls	Vtas	V.R.	Tiempo	Dif 1º	Intervalo	Km/h
1	2	Nicolas Milan	FRA	MILAN NICOLAS			12	11	1:46.766			129.8
2	23	Jordi Palomeras	FRA	DAVID POUGET			12	10	1:46.816	0.050	0.050	129.8
3	9	Marc De Fulgencio	ESP	MOTOR CLUB SABADELL	JR	1	14	13	1:46.961	0.195	0.145	129.7
4	1	Alex Royo	ESP	MOTOR CLUB SABADELL			13	9	1:46.969	0.203	0.008	129.7
5	7	Luis González Martínez	ESP	MOTOR CLUB SABADELL	J	1	14	13	1:47.079	0.313	0.110	129.5
6	4	James Jj. Ross	GBR	BOB ROSS RACING	JR	2	14	13	1:47.393	0.627	0.314	129.2
7	111	Mathieu Lannepoudenx	FRA	MILAN NICOLAS	R	1	12	10	1:47.429	0.663	0.036	129.2
8	15	David Pouget	FRA	DAVID POUGET			14	5	1:47.539	0.773	0.110	129.3
9	8	Marta Suria	ESP	SMC JUNIOR TEAMj	F	1	11	9	1:47.608	0.842	0.069	128.9
10	33	Guillaume Lafond	FRA	MILAN NICOLAS			10	3	1:48.104	1.338	0.496	128.6
11	72	Kévin Jiménez	FRA	DAVID POUGET	R	2	13	4	1:48.443	1.677	0.339	127.8
12	10	Antonio Aguado	ESP	VSR MOTORSPORT	JR	3	11	4	1:48.465	1.699	0.022	128.2
13	50	Henk Van Zoest	ESP	SKUALO COMPETICION	A	1	13	11	1:48.941	2.175	0.476	127.2
14	3	Joaquín Rodrigo	ESP	AUTOM. CLUB ZARAGOZA	A	2	11	7	1:48.945	2.179	0.004	127.2
15	5	Eduardo Gago	ESP	MOTOR CLUB SABADELL			15	11	1:49.017	2.251	0.072	127.4

Publicado a las:.....

Comisarios Deportivos:	Director de Carrera:	Cronometrador: 
------------------------	----------------------	---





Circuito del Jarama
Renault Clio Cup
Entrenam. Calificativo
Tiempos Por Vuelta



1 Alex Royo **4** James J. Ross **JR**

MOTOR CLUB SABADELL

BOB ROSS RACING

Vta. D	Tiempo	Sector 1	Sector 2	Sector 3	V.Max.	Tiempo Tot	Vta. D	Tiempo	Sector 1	Sector 2	Sector 3	V.Max.	Tiempo Tot
1	17:37:02.689	17:35:52.840	39.082	30.767	85.1	17:37:02.689	1	17:38:27.069	17:37:07.490	44.959	34.620	78.7	17:38:27.069
2	1:47.791	41.578	35.996	30.217	203.0	17:38:50.480	2	2:01.790	49.398	39.790	32.602	155.6	17:40:28.859
3	1:47.198	41.195	35.875	30.128	202.6	17:40:37.678	3	1:51.868	44.218	36.941	30.709	168.7	17:42:20.727
4	1:47.118	41.142	35.896	30.080	204.1	17:42:24.796	4	1:47.734	41.170	36.273	30.291	202.6	17:44:08.461
5	2:05.188 P	46.968	39.152	39.068	197.8	17:44:29.984	5	1:47.400	41.172	36.045	30.183	201.4	17:45:55.861
6	4:16.912	3:02.241	39.154	35.517	92.7	17:48:46.896	6	1:47.237	41.230	35.920	30.087	201.1	17:47:43.098
7	1:47.511	41.616	35.869	30.026	203.7	17:50:34.407	7	2:07.470	51.085	42.371	34.014	180.3	17:49:50.568
8	1:47.378	41.415	35.839	30.124	205.3	17:52:21.785	8	2:14.459	50.685	49.016	34.758	153.8	17:52:05.027
9	1:46.969	41.099	35.829	30.041	205.7	17:54:08.754	9	2:04.633	48.813	43.065	32.755	152.3	17:54:09.660
10	1:46.819	40.942	35.846	30.031	206.1	17:55:55.573	10	1:52.360	44.806	37.156	30.398	206.8	17:56:02.020
11	1:47.075	41.036	35.980	30.059	206.8	17:57:42.648	11	1:51.242	41.265	39.011	30.966	202.2	17:57:53.262
12	1:47.307	41.179	36.024	30.104	203.3	17:59:29.955	12	1:51.902	41.339	39.179	31.384	203.3	17:59:45.164
13	2:19.890 P	49.897	45.241	44.752	152.9	18:01:49.845	13	1:47.393	41.293	35.978	30.122	203.3	18:01:32.557

2 Nicolas Milan

MILAN NICOLAS

Vta. D	Tiempo	Sector 1	Sector 2	Sector 3	V.Max.	Tiempo Tot
1	17:37:35.134	17:36:20.941	40.910	33.283	61.1	17:37:35.134
2	1:55.433	41.215	42.947	31.271	207.6	17:39:30.567
3	1:47.434	41.182	36.022	30.230	205.3	17:41:18.001
4	1:46.924	41.002	35.791	30.131	207.2	17:43:04.925
5	1:46.798	40.832	35.753	30.213	207.6	17:44:51.723
6	1:47.327	41.210	35.822	30.295	210.1	17:46:39.050
7	2:07.291 P	45.774	41.034	40.483	199.2	17:48:46.341
8	7:38.034	6:26.881	39.035	32.118	87.0	17:56:24.375
9	1:47.181	41.150	35.831	30.200	205.7	17:58:11.556
10	1:46.731	40.943	35.776	30.012	206.1	17:59:58.287
11	1:46.766	40.845	35.751	30.170	208.4	18:01:45.053
12	2:29.764 P	49.385	46.029	54.350	160.0	18:04:14.817

3 Joaquín Rodrigo

AUTOM. CLUB ZARAGOZA

Vta. D	Tiempo	Sector 1	Sector 2	Sector 3	V.Max.	Tiempo Tot
1	17:37:27.124	17:36:06.852	44.504	35.768	79.7	17:37:27.124
2	2:05.925	48.542	45.678	31.705	181.8	17:39:33.049
3	1:49.093	42.225	36.562	30.306	201.4	17:41:22.142
4	1:48.939	41.786	36.578	30.575	206.5	17:43:11.081
5	2:33.001 P	49.878	51.605	51.518	200.3	17:45:44.082
6	4:24.399	3:14.351	39.144	30.904	53.6	17:50:08.481
7	1:48.945	42.005	36.484	30.456	201.4	17:51:57.426
8	1:48.963	41.933	36.431	30.599	200.0	17:53:46.389
9	1:49.418	42.058	36.605	30.755	202.2	17:55:35.807
10	1:51.608	41.911	36.380	33.317	201.4	17:57:27.415
11	2:47.776 P	1:03.801	52.791	51.184	107.3	18:00:15.191

5 Eduardo Gago

MOTOR CLUB SABADELL

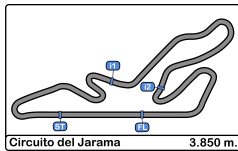
Vta. D	Tiempo	Sector 1	Sector 2	Sector 3	V.Max.	Tiempo Tot
1	17:37:15.554	17:35:58.294	42.679	34.581	84.7	17:37:15.554
2	1:56.561	45.372	39.299	31.890	183.3	17:39:12.115
3	1:51.289	42.675	37.270	31.344	199.6	17:41:03.404
4	1:49.741	42.337	36.618	30.786	198.5	17:42:53.145
5	1:49.598	41.946	36.865	30.787	200.7	17:44:42.743
6	1:49.519	42.004	36.690	30.825	201.4	17:46:32.262
7	2:03.798	41.683	48.990	33.125	197.4	17:48:36.060
8	1:50.249	42.687	36.727	30.835	196.0	17:50:26.309
9	1:49.859	41.876	37.024	30.959	200.7	17:52:16.168
10	1:49.131	41.830	36.590	30.711	201.8	17:54:05.299
11	1:49.017	41.692	36.750	30.575	201.1	17:55:54.316
12	1:50.531	41.727	38.325	30.479	201.8	17:57:44.847
13	1:48.780	41.641	36.592	30.547	201.8	17:59:33.627
14	1:49.110	42.066	36.485	30.559	200.3	18:01:22.737
15	2:26.356 P	49.265	45.538	51.553	160.4	18:03:49.093

7 Luís González Martínez

MOTOR CLUB SABADELL

Vta. D	Tiempo	Sector 1	Sector 2	Sector 3	V.Max.	Tiempo Tot
1	17:37:03.643	17:35:53.411	39.209	31.023	96.9	17:37:03.643
2	1:47.793	41.542	36.034	30.217	205.3	17:38:51.436
3	1:47.531	41.348	36.079	30.104	207.2	17:40:38.967
4	1:47.536	41.316	36.116	30.104	207.2	17:42:26.503
5	1:47.482	41.257	36.055	30.170	207.6	17:44:13.985
6	1:47.226	41.166	35.905	30.155	204.5	17:46:01.211
7	1:54.494 P	41.604	36.820	36.070	204.5	17:47:55.705
8	3:12.407	2:02.567	38.522	31.318	90.9	17:51:08.112
9	1:47.569	41.400	36.037	30.132	203.3	17:52:55.681
10	1:47.245	41.073	35.970	30.202	203.0	17:54:42.926
11	1:46.966	41.023	35.836	30.107	204.5	17:56:29.892
12	1:48.925	42.469	36.383	30.073	207.2	17:58:18.817
13	1:47.079	41.067	35.882	30.130	209.3	18:00:05.896
14	2:05.157 P	45.280	39.832	40.045	165.1	18:02:11.053





Circuito del Jarama
Renault Clio Cup
Entrenam. Calificativo
Tiempos Por Vuelta



8

Marta Suria

F 15

David Pouget

SMC JUNIOR TEAMj

DAVID POUGET

Vta. D	Tiempo	Sector 1	Sector 2	Sector 3	V.Max.	Tiempo Tot	Vta. D	Tiempo	Sector 1	Sector 2	Sector 3	V.Max.	Tiempo Tot
1	17:37:05.006	17:35:54.824	39.262	30.920	94.1	17:37:05.006	1	17:37:30.754	17:36:14.471	42.766	33.517	74.2	17:37:30.754
2	1:48.541	41.809	36.348	30.384	206.8	17:38:53.547	2	1:48.518	41.925	36.303	30.290	203.7	17:39:19.272
3	1:47.491	41.347	36.003	30.141	206.5	17:40:41.038	3	1:53.138	46.545	36.291	30.302	204.5	17:41:12.410
4	1:47.897	41.341	36.241	30.315	208.0	17:42:28.935	4	1:47.609	41.341	35.923	30.345	206.1	17:43:00.019
5	1:47.896	41.361	36.199	30.336	207.6	17:44:16.831	5	1:47.539	41.181	36.032	30.326	205.7	17:44:47.558
6	1:54.970 P	41.370	36.451	37.149	206.1	17:46:11.801	6	1:48.012	41.700	35.972	30.340	205.3	17:46:35.570
7	3:55.519	2:46.979	38.014	30.526	104.8	17:50:07.320	7	1:48.006	41.202	36.080	30.724	204.1	17:48:23.576
8	1:47.764	41.445	36.141	30.178	202.6	17:51:55.084	8	1:47.748	41.337	36.029	30.382	203.0	17:50:11.324
9	1:47.608	41.209	36.194	30.205	203.0	17:53:42.692	9	1:56.306 P	42.243	36.804	37.259	205.7	17:52:07.630
10	1:47.626	41.408	36.142	30.076	203.0	17:55:30.318	10	4:13.023	3:02.852	38.826	31.345	88.5	17:56:20.653
11	2:10.800 P	41.236	35.794	53.770	203.7	17:57:41.118	11	1:47.818	41.445	36.044	30.329	206.1	17:58:08.471

9

Marc De Fulgencio

JR

MOTOR CLUB SABADELL

Vta. D	Tiempo	Sector 1	Sector 2	Sector 3	V.Max.	Tiempo Tot	Vta. D	Tiempo	Sector 1	Sector 2	Sector 3	V.Max.	Tiempo Tot
12	1:47.545	41.158	36.085	30.302	208.0	17:59:56.016	12	1:47.545	41.158	36.085	30.302	208.0	17:59:56.016
13	1:47.110	41.118	35.954	30.038	208.4	18:01:43.126	13	1:47.110	41.118	35.954	30.038	208.4	18:01:43.126
14	2:29.071 P	48.880	47.349	52.842	167.7	18:04:12.197	14	2:29.071 P	48.880	47.349	52.842	167.7	18:04:12.197

23

Jordi Palomeras

DAVID POUGET

Vta. D	Tiempo	Sector 1	Sector 2	Sector 3	V.Max.	Tiempo Tot	Vta. D	Tiempo	Sector 1	Sector 2	Sector 3	V.Max.	Tiempo Tot
1	17:37:04.246	17:35:53.768	39.484	30.994	94.5	17:37:04.246	1	17:37:31.619	17:36:15.607	42.819	33.193	90.4	17:37:31.619
2	1:47.724	41.480	36.089	30.155	205.7	17:38:51.970	2	1:47.934	41.584	36.123	30.227	207.2	17:39:19.553
3	1:47.688	41.304	36.175	30.209	206.8	17:40:39.658	3	1:58.861	49.133	38.545	31.183	208.8	17:41:18.414
4	1:47.266	41.242	35.911	30.113	206.8	17:42:26.924	4	1:47.200	41.160	35.789	30.251	209.7	17:43:05.614
5	1:47.488	41.353	35.943	30.192	208.0	17:44:14.412	5	1:47.204	41.151	35.892	30.161	210.5	17:44:52.818
6	1:47.286	41.217	35.989	30.080	206.5	17:46:01.698	6	1:47.188	41.149	35.836	30.203	208.0	17:46:40.006
7	1:55.949 P	42.238	36.992	36.719	207.2	17:47:57.647	7	2:07.346 P	45.403	41.084	40.859	209.3	17:48:47.352
8	3:11.281	2:01.271	38.637	31.373	100.9	17:51:08.928	8	7:37.558	6:26.460	38.966	32.132	102.2	17:56:24.910
9	1:47.364	41.189	36.181	29.994	204.1	17:52:56.292	9	1:47.162	41.244	35.818	30.100	208.8	17:58:12.072
10	1:47.164	41.177	35.976	30.011	205.7	17:54:43.456	10	1:46.816	40.981	35.781	30.054	210.1	17:59:58.888
11	1:46.830	41.061	35.761	30.008	206.5	17:56:30.286	11	1:46.761	40.970	35.696	30.095	211.3	18:01:45.649
12	1:47.454	41.040	36.353	30.061	209.3	17:58:17.740	12	2:31.089 P	49.384	45.970	55.735	171.1	18:04:16.738
13	1:46.961	41.138	35.861	29.962	203.0	18:00:04.701							
14	2:03.990 P	44.813	39.337	39.840	175.3	18:02:08.691							

10

Antonio Aguado

JR

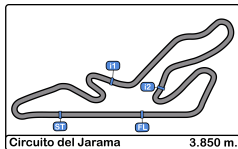
VSR MOTORSPORT

Guillaume Lafond

MILAN NICOLAS

Vta. D	Tiempo	Sector 1	Sector 2	Sector 3	V.Max.	Tiempo Tot	Vta. D	Tiempo	Sector 1	Sector 2	Sector 3	V.Max.	Tiempo Tot
1	17:37:26.347	17:36:06.124	44.376	35.847	98.6	17:37:26.347	1	17:37:36.330	17:36:22.307	40.821	33.202	67.2	17:37:36.330
2	1:54.463	47.589	36.472	30.402	169.5	17:39:20.810	2	1:54.870	41.781	42.185	30.904	205.3	17:39:31.200
3	1:48.812	41.779	36.654	30.379	207.6	17:41:09.622	3	1:48.104	41.654	36.243	30.207	206.5	17:41:19.304
4	1:48.465	41.669	36.420	30.376	204.5	17:42:58.087	4	1:47.770	41.411	36.148	30.211	210.9	17:43:07.074
5	1:48.748	41.655	36.467	30.626	204.9	17:44:46.835	5	1:48.209	41.226	36.195	30.788	210.5	17:44:55.283
6	1:49.805	43.062	36.375	30.368	173.6	17:46:36.640	6	1:49.113	41.417	36.130	31.566	206.1	17:46:44.396
7	2:03.240	49.456	41.410	32.374	206.5	17:48:39.880	7	2:06.169 P	43.107	41.192	41.870	204.9	17:48:50.565
8	1:59.338 P	41.870	37.447	40.021	202.2	17:50:39.218	8	9:54.293	8:46.184	37.401	30.708	105.1	17:58:44.858
9	3:04.749	1:58.213	36.320	30.216	101.5	17:53:43.967	9	1:48.406	41.748	36.323	30.335	200.3	18:00:33.264
10	1:48.066	41.502	36.172	30.392	206.5	17:55:32.033	10	2:08.078 P	44.059	39.794	44.225	189.8	18:02:41.342
11	2:01.224 P	41.683	37.287	42.254	206.8	17:57:33.257							





Circuito del Jarama
Renault Clio Cup
Entrenam. Calificativo
Tiempos Por Vuelta



50

Henk Van Zoest

A

SKUALO COMPETICION

Vta. D	Tiempo	Sector 1	Sector 2	Sector 3	V.Max.	Tiempo Tot
1	17:37:36.839	17:36:22.054	40.985	33.800	70.8	17:37:36.839
2	1:55.329	42.404	41.561	31.364	208.8	17:39:32.168
3	1:49.443	41.857	36.725	30.861	206.8	17:41:21.611
4	1:49.111	41.810	36.593	30.708	206.8	17:43:10.722
5	1:55.511 P	41.825	36.967	36.719	206.1	17:45:06.233
6	4:20.023	3:09.280	39.666	31.077	102.5	17:49:26.256
7	1:49.558	42.442	36.452	30.664	200.7	17:51:15.814
8	1:49.259	42.087	36.456	30.716	203.7	17:53:05.073
9	1:49.322	42.063	36.406	30.853	203.7	17:54:54.395
10	1:49.356	42.158	36.485	30.713	203.3	17:56:43.751
11	1:48.941	41.792	36.420	30.729	203.7	17:58:32.692
12	1:48.883	41.663	36.359	30.861	204.1	18:00:21.575
13	2:17.300 P	45.504	47.063	44.733	186.8	18:02:38.875

72

Kévin Jiménez

R

DAVID POUGET

Vta. D	Tiempo	Sector 1	Sector 2	Sector 3	V.Max.	Tiempo Tot
1	17:37:33.318	17:36:16.386	43.128	33.804	83.3	17:37:33.318
2	1:50.513	42.460	37.493	30.560	203.7	17:39:23.831
3	1:50.001	43.084	36.283	30.634	204.5	17:41:13.832
4	1:48.443	41.471	36.592	30.380	206.5	17:43:02.275
5	1:49.158	41.704	36.696	30.758	206.5	17:44:51.433
6	1:55.832	43.738	40.125	31.969	190.1	17:46:47.265
7	2:05.920 P	41.767	41.075	43.078	202.2	17:48:53.185
8	5:30.614	4:20.942	38.500	31.172	106.7	17:54:23.799
9	1:48.980	42.129	36.312	30.539	197.0	17:56:12.779
10	1:48.691	41.370	36.750	30.571	203.7	17:58:01.470
11	1:48.379	41.507	36.318	30.554	204.1	17:59:49.849
12	1:48.718	41.627	36.566	30.525	204.5	18:01:38.567
13	2:28.276 P	49.783	48.835	49.658	187.8	18:04:06.843

111

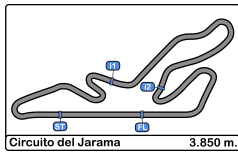
Mathieu Lannepoudenx

R

MILAN NICOLAS

Vta. D	Tiempo	Sector 1	Sector 2	Sector 3	V.Max.	Tiempo Tot
1	17:37:35.828	17:36:21.389	40.998	33.441	63.8	17:37:35.828
2	1:55.030	41.572	42.290	31.168	207.6	17:39:30.858
3	1:47.870	41.382	36.229	30.259	199.6	17:41:18.728
4	1:47.599	41.189	36.210	30.200	206.1	17:43:06.327
5	1:47.557	41.226	36.144	30.187	210.5	17:44:53.884
6	1:47.848	41.294	36.319	30.235	207.6	17:46:41.732
7	2:07.343 P	43.869	41.411	42.063	207.6	17:48:49.075
8	7:30.659	6:19.517	39.116	32.026	92.4	17:56:19.734
9	1:48.100	41.502	36.297	30.301	200.7	17:58:07.834
10	1:47.429	41.101	36.211	30.117	203.3	17:59:55.263
11	1:47.226	41.097	36.077	30.052	204.1	18:01:42.489
12	2:27.577 P	47.435	48.846	51.296	197.0	18:04:10.066

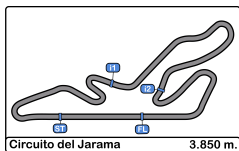




Circuito del Jarama
Renault Clio Cup
Entrenam. Calificativo
Mejores Sectores



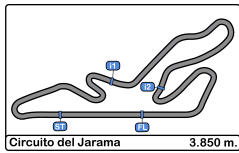
Sector - 1				Sector - 2				Sector - 3				Vta. Ideal vs Vta. Rapida				
Clas	Nº	Piloto	Tiempo	Nº	Piloto	Tiempo	Nº	Piloto	Tiempo	Clas	Nº	Piloto	Vta. Ideal	V.R.	Clas	
1	2	Nicolas Milan	40.832	23	Jordi Palomeras	35.696	9	Marc De Fulgencio	29.962	1	2	Nicolas Milan	1:46.595	1:46.731	1	
2	1	Alex Royo	40.942	2	Nicolas Milan	35.751	2	Nicolas Milan	30.012	2	23	Jordi Palomeras	1:46.720	1:46.761	2	
3	23	Jordi Palomeras	40.970	9	Marc De Fulgencio	35.761	1	Alex Royo	30.026	3	9	Marc De Fulgencio	1:46.763	1:46.830	4	
4	7	Luis González Martínez	41.023	8	Marta Suria	35.794	15	David Pouget	30.038	4	1	Alex Royo	1:46.797	1:46.819	3	
5	9	Marc De Fulgencio	41.040	1	Alex Royo	35.829	111	Mathieu Lannepoude	30.052	5	7	Luis González Martínez	1:46.932	1:46.966	5	
6	11	Mathieu Lannepoude	41.097	7	Luis González Martínez	35.836	23	Jordi Palomeras	30.054	6	15	David Pouget	1:47.079	1:47.110	6	
7	15	David Pouget	41.118	4	James J. Ross	35.920	7	Luis González Martínez	30.073	7	8	Marta Suria	1:47.079	1:47.491	9	
8	4	James J. Ross	41.170	15	David Pouget	35.923	8	Marta Suria	30.076	8	4	James J. Ross	1:47.177	1:47.237	8	
9	8	Marta Suria	41.209	111	Mathieu Lannepoude	36.077	4	James J. Ross	30.087	9	111	Mathieu Lannepoude	1:47.226	1:47.226	7	
10	33	Guillaume Lafond	41.226	33	Guillaume Lafond	36.130	33	Guillaume Lafond	30.207	10	33	Guillaume Lafond	1:47.563	1:47.770	10	
11	72	Kévin Jiménez	41.370	10	Antonio Aguado	36.172	10	Antonio Aguado	30.216	11	10	Antonio Aguado	1:47.890	1:48.066	11	
12	10	Antonio Aguado	41.502	72	Kévin Jiménez	36.283	3	Joaquín Rodrigo	30.306	12	72	Kévin Jiménez	1:48.033	1:48.379	12	
13	5	Eduardo Gago	41.641	50	Henk Van Zoest	36.359	72	Kévin Jiménez	30.380	13	3	Joaquín Rodrigo	1:48.472	1:48.939	15	
14	50	Henk Van Zoest	41.663	3	Joaquín Rodrigo	36.380	5	Eduardo Gago	30.479	14	5	Eduardo Gago	1:48.605	1:48.780	13	
15	3	Joaquín Rodrigo	41.786	5	Eduardo Gago	36.485	50	Henk Van Zoest	30.664	15	50	Henk Van Zoest	1:48.686	1:48.883	14	



Circuito del Jarama
Renault Clio Cup
Entrenam. Calificativo
5 Mejores Tiempos



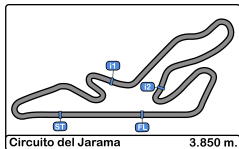
Cls	Nº	Piloto	Nac	Equipo	Cat.	V.R. 1		V.R. 2		V.R. 3		V.R. 4		V.R. 5	
						Tiempo	V.R.	Tiempo	V.R.	Tiempo	V.R.	Tiempo	V.R.	Tiempo	V.R.
1	2	Nicolas Milan	FRA	MILAN NICOL		1:46.731	10	1:46.766	11	1:46.798	5	1:46.924	4	1:47.181	9
2	23	Jordi Palomeras	FRA	DAVID POUG		1:46.761	11	1:46.816	10	1:47.162	9	1:47.188	6	1:47.200	4
3	1	Alex Royo	ESP	MOTOR CLUB		1:46.819	10	1:46.969	9	1:47.075	11	1:47.118	4	1:47.198	3
4	9	Marc De Fulgencio	ESP	MOTOR CLUB JR		1:46.830	11	1:46.961	13	1:47.164	10	1:47.266	4	1:47.286	6
5	7	Luis González Martínez	ESP	MOTOR CLUB J		1:46.966	11	1:47.079	13	1:47.226	6	1:47.245	10	1:47.482	5
6	15	David Pouget	FRA	DAVID POUG		1:47.110	13	1:47.539	5	1:47.545	12	1:47.609	4	1:47.748	8
7	11	Mathieu Lannepoudenx	FRA	MILAN NICOL R		1:47.226	11	1:47.429	10	1:47.557	5	1:47.599	4	1:47.848	6
8	4	James Jj. Ross	GBR	BOB ROSS R JR		1:47.237	6	1:47.393	13	1:47.400	5	1:47.734	4	1:51.242	11
9	8	Marta Suria	ESP	SMC JUNIOR F		1:47.491	3	1:47.608	9	1:47.626	10	1:47.764	8	1:47.896	5
10	33	Guillaume Lafond	FRA	MILAN NICOL		1:47.770	4	1:48.104	3	1:48.209	5	1:48.406	9	1:49.113	6
11	10	Antonio Aguado	ESP	VSR MOTORS JR		1:48.066	10	1:48.465	4	1:48.748	5	1:48.812	3	1:49.805	6
12	72	Kévin Jiménez	FRA	DAVID POUG R		1:48.379	11	1:48.443	4	1:48.691	10	1:48.718	12	1:48.980	9
13	5	Eduardo Gago	ESP	MOTOR CLUB		1:48.780	13	1:49.017	11	1:49.110	14	1:49.131	10	1:49.519	6
14	50	Henk Van Zoest	ESP	SKUALO COM A		1:48.883	12	1:48.941	11	1:49.111	4	1:49.259	8	1:49.322	9
15	3	Joaquín Rodrigo	ESP	AUTOM. CLUB A		1:48.939	4	1:48.945	7	1:48.963	8	1:49.093	3	1:49.418	9



Circuito del Jarama
Renault Clio Cup
Entrenam. Calificativo
5 Mejores Velocidades

RENAULT SPORT
CLIO CUP
SPAIN

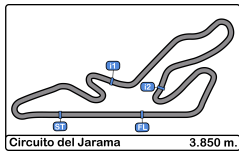
Cls	Nº	Piloto	Nac	Equipo	Cat.	V.Max 1		V.Max 2		V.Max 3		V.Max 4		V.Max 5		Media
						Km/h	Vta.	Km/h	Vta.	Km/h	Vta.	Km/h	Vta.	Km/h	Vta.	
1	23	Jordi Palomeras	FRA	DAVID POUG		211.3	11	210.5	5	210.1	10	209.7	4	209.3	7	210.2
2	33	Guillaume Lafond	FRA	MILAN NICOL		210.9	4	210.5	5	206.5	3	206.1	6	205.3	2	207.8
3	11	Mathieu Lannepoudenx	FRA	MILAN NICOL	R	210.5	5	207.6	2	207.6	6	207.6	7	206.1	4	207.9
4	2	Nicolas Milan	FRA	MILAN NICOL		210.1	6	208.4	11	207.6	2	207.6	5	207.2	4	208.2
5	7	Luís González Martínez	ESP	MOTOR CLUB	J	209.3	13	207.6	5	207.2	3	207.2	4	207.2	12	207.7
6	9	Marc De Fulgencio	ESP	MOTOR CLUB	JR	209.3	12	208.0	5	207.2	7	206.8	3	206.8	4	207.6
7	50	Henk Van Zoest	ESP	SKUALO COM	A	208.8	2	206.8	3	206.8	4	206.1	5	204.1	12	206.5
8	15	David Pouget	FRA	DAVID POUG		208.4	13	208.0	12	206.1	4	206.1	11	205.7	5	206.9
9	8	Marta Suria	ESP	SMC JUNIOR	F	208.0	4	207.6	5	206.8	2	206.5	3	206.1	6	207.0
10	10	Antonio Aguado	ESP	VSR MOTORS	JR	207.6	3	206.8	11	206.5	7	206.5	10	204.9	5	206.5
11	1	Alex Royo	ESP	MOTOR CLUB		206.8	11	206.1	10	205.7	9	205.3	8	204.1	4	205.6
12	4	James J. Ross	GBR	BOB ROSS R	JR	206.8	10	203.3	12	203.3	13	202.6	4	202.2	11	203.7
13	3	Joaquín Rodrigo	ESP	AUTOM. CLUB	A	206.5	4	202.2	9	201.4	3	201.4	7	201.4	10	202.6
14	72	Kévin Jiménez	FRA	DAVID POUG	R	206.5	4	206.5	5	204.5	3	204.5	12	204.1	11	205.2
15	5	Eduardo Gago	ESP	MOTOR CLUB		201.8	10	201.8	12	201.8	13	201.4	6	201.1	11	201.6



Circuito del Jarama
Renault Clio Cup
Entrenam. Calificativo
Secuencia Vueltas Rápidas

RENAULT SPORT
CLIO CUP
SPAIN

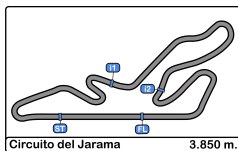
Vta.	Hora Día	Tiempo Sesión	Nº	Piloto	Nac	Equipo	Cat.	Tiempo	Km/h
2	19:38:50.480	2:03:50.480	1	Alex Royo	ESP	MOTOR CLUB SABADELL		1:47.791	128.5
2	19:38:51.970	2:03:51.970	9	Marc De Fulgencio	ESP	MOTOR CLUB SABADELL	JR	1:47.724	128.6
3	19:40:37.678	2:05:37.678	1	Alex Royo	ESP	MOTOR CLUB SABADELL		1:47.198	129.2
4	19:42:24.796	2:07:24.796	1	Alex Royo	ESP	MOTOR CLUB SABADELL		1:47.118	129.3
4	19:43:04.925	2:08:04.925	2	Nicolas Milan	FRA	MILAN NICOLAS		1:46.924	129.6
5	19:44:51.723	2:09:51.723	2	Nicolas Milan	FRA	MILAN NICOLAS		1:46.798	129.7
10	19:59:58.287	2:24:58.287	2	Nicolas Milan	FRA	MILAN NICOLAS		1:46.731	129.8



Circuito del Jarama
Renault Clio Cup
Entrenam. Calificativo
Mejor Maxima Velocidad del Evento

RENAULT SPORT
CLIO CUP
SPAIN

Nº	Piloto	Nac	Equipo	Cat.	Km/h	Sesión
7	Luis González Martínez	ESP	MOTOR CLUB SABADELL	J	214.2	Entrenamiento libre - 2
1	Alex Royo	ESP	MOTOR CLUB SABADELL		212.1	Entrenamiento libre - 2
33	Guillaume Lafond	FRA	MILAN NICOLAS		211.7	Entrenamiento libre - 2
2	Nicolas Milan	FRA	MILAN NICOLAS		211.3	Entrenamiento libre - 2
23	Jordi Palomeras	FRA	DAVID POUGET		211.3	Entrenam. Calificativo
111	Mathieu Lannepoudenx	FRA	MILAN NICOLAS	R	210.5	Entrenam. Calificativo
9	Marc De Fulgencio	ESP	MOTOR CLUB SABADELL	JR	210.1	Entrenamiento libre - 1
10	Antonio Aguado	ESP	VSR MOTORSPORT	JR	209.7	Entrenamiento libre - 1
72	Kévin Jiménez	FRA	DAVID POUGET	R	209.7	Entrenamiento libre - 2
50	Henk Van Zoest	ESP	SKUALO COMPETICION	A	208.8	Entrenam. Calificativo
4	James J. Ross	GBR	BOB ROSS RACING	JR	208.4	Entrenamiento libre - 1
15	David Pouget	FRA	DAVID POUGET		208.4	Entrenam. Calificativo
8	Marta Suria	ESP	SMC JUNIOR TEAMj	F	208.0	Entrenamiento libre - 1
5	Eduardo Gago	ESP	MOTOR CLUB SABADELL		207.2	Entrenamiento libre - 2
3	Joaquín Rodrigo	ESP	AUTOM. CLUB ZARAGOZA	A	206.5	Entrenam. Calificativo



Circuito del Jarama
Renault Clio Cup
Entrenam. Calificativo
Tiempos Parada en Pit



1 Alex Royo MOTOR CLUB SABADELL
 Clio Cup IV

Nr.	Hora día entrada	Tiempo Entrada	Tiempo Salida	Tiempo Boxes	Total Tiempo Boxes	Handicap	Penalización
1	17:44:29.984	17:44:29.984	17:46:41.089	2:11.105	2:11.105		

2 Nicolas Milan MILAN NICOLAS
 Clio Cup IV

Nr.	Hora día entrada	Tiempo Entrada	Tiempo Salida	Tiempo Boxes	Total Tiempo Boxes	Handicap	Penalización
1	17:48:46.341	17:48:46.341	17:54:30.576	5:44.235	5:44.235		

3 Joaquín Rodrigo A AUTOM. CLUB ZARAGOZA
 Clio Cup IV

Nr.	Hora día entrada	Tiempo Entrada	Tiempo Salida	Tiempo Boxes	Total Tiempo Boxes	Handicap	Penalización
1	17:45:44.082	17:45:44.082	17:48:09.922	2:25.840	2:25.840		

7 Luis González Martínez J MOTOR CLUB SABADELL
 Clio Cup IV

Nr.	Hora día entrada	Tiempo Entrada	Tiempo Salida	Tiempo Boxes	Total Tiempo Boxes	Handicap	Penalización
1	17:47:55.705	17:47:55.705	17:49:16.014	1:20.309	1:20.309		

8 Marta Suria F SMC JUNIOR TEAMj
 Clio Cup IV

Nr.	Hora día entrada	Tiempo Entrada	Tiempo Salida	Tiempo Boxes	Total Tiempo Boxes	Handicap	Penalización
1	17:46:11.801	17:46:11.801	17:48:18.701	2:06.900	2:06.900		

9 Marc De Fulgencio JR MOTOR CLUB SABADELL
 Clio Cup IV

Nr.	Hora día entrada	Tiempo Entrada	Tiempo Salida	Tiempo Boxes	Total Tiempo Boxes	Handicap	Penalización
1	17:47:57.647	17:47:57.647	17:49:17.154	1:19.507	1:19.507		

10 Antonio Aguado JR VSR MOTORSPORT
 Clio Cup IV

Nr.	Hora día entrada	Tiempo Entrada	Tiempo Salida	Tiempo Boxes	Total Tiempo Boxes	Handicap	Penalización
1	17:50:39.218	17:50:39.218	17:51:52.401	1:13.183	1:13.183		

15 David Pouget DAVID POUGET
 Clio Cup IV

Nr.	Hora día entrada	Tiempo Entrada	Tiempo Salida	Tiempo Boxes	Total Tiempo Boxes	Handicap	Penalización
1	17:52:07.630	17:52:07.630	17:54:24.402	2:16.772	2:16.772		

23 Jordi Palomeras DAVID POUGET
 Clio Cup IV

Nr.	Hora día entrada	Tiempo Entrada	Tiempo Salida	Tiempo Boxes	Total Tiempo Boxes	Handicap	Penalización
1	17:48:47.352	17:48:47.352	17:54:34.172	5:46.820	5:46.820		

33 Guillaume Lafond MILAN NICOLAS
 Clio Cup IV

Nr.	Hora día entrada	Tiempo Entrada	Tiempo Salida	Tiempo Boxes	Total Tiempo Boxes	Handicap	Penalización
1	17:48:50.565	17:48:50.565	17:56:57.313	8:06.748	8:06.748		

50 Henk Van Zoest A SKUALO COMPETICION
 Clio Cup IV

Nr.	Hora día entrada	Tiempo Entrada	Tiempo Salida	Tiempo Boxes	Total Tiempo Boxes	Handicap	Penalización
1	17:45:06.233	17:45:06.233	17:47:34.519	2:28.286	2:28.286		

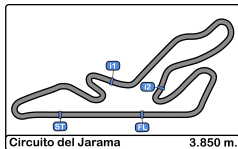
72 Kévin Jiménez R DAVID POUGET
 Clio Cup IV

Nr.	Hora día entrada	Tiempo Entrada	Tiempo Salida	Tiempo Boxes	Total Tiempo Boxes	Handicap	Penalización
1	17:48:53.185	17:48:53.185	17:52:32.477	3:39.292	3:39.292		

111 Mathieu Lannepoudenx R MILAN NICOLAS
 Clio Cup IV

Nr.	Hora día entrada	Tiempo Entrada	Tiempo Salida	Tiempo Boxes	Total Tiempo Boxes	Handicap	Penalización
1	17:48:49.075	17:48:49.075	17:54:22.833	5:33.758	5:33.758		





Circuito del Jarama
Renault Clio Cup
Entrenam. Calificativo
Resultados Finales

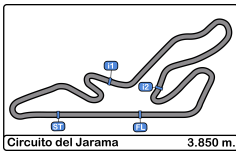


Cls	Nº	Piloto	Nac	Equipo	Cat.	Cls	Vtas	V.R.	Tiempo	Dif 1º	Intervalo	Km/h
1	2	Nicolas Milan	FRA	MILAN NICOLAS			12	10	1:46.731			129.8
2	23	Jordi Palomeras	FRA	DAVID POUGET			12	11	1:46.761	0.030	0.030	129.8
3	1	Alex Royo	ESP	MOTOR CLUB SABADELL			13	10	1:46.819	0.088	0.058	129.7
4	9	Marc De Fulgencio	ESP	MOTOR CLUB SABADELL	JR	1	14	11	1:46.830	0.099	0.011	129.7
5	7	Luis González Martínez	ESP	MOTOR CLUB SABADELL	J	1	14	11	1:46.966	0.235	0.136	129.5
6	15	David Pouget	FRA	DAVID POUGET			14	13	1:47.110	0.379	0.144	129.3
7	111	Mathieu Lannepoudenx	FRA	MILAN NICOLAS	R	1	12	11	1:47.226	0.495	0.116	129.2
8	4	James Jj. Ross	GBR	BOB ROSS RACING	JR	2	14	6	1:47.237	0.506	0.011	129.2
9	8	Marta Suria	ESP	SMC JUNIOR TEAMj	F	1	11	3	1:47.491	0.760	0.254	128.9
10	33	Guillaume Lafond	FRA	MILAN NICOLAS			10	4	1:47.770	1.039	0.279	128.6
11	10	Antonio Aguado	ESP	VSR MOTORSPORT	JR	3	11	10	1:48.066	1.335	0.296	128.2
12	72	Kévin Jiménez	FRA	DAVID POUGET	R	2	13	11	1:48.379	1.648	0.313	127.8
13	5	Eduardo Gago	ESP	MOTOR CLUB SABADELL			15	13	1:48.780	2.049	0.401	127.4
14	50	Henk Van Zoest	ESP	SKUALO COMPETICION	A	1	13	12	1:48.883	2.152	0.103	127.2
15	3	Joaquín Rodrigo	ESP	AUTOM. CLUB ZARAGOZA	A	2	11	4	1:48.939	2.208	0.056	127.2

Publicado a las:.....

Comisarios Deportivos:	Director de Carrera:	Cronometrador:
-------------------------------	-----------------------------	---------------------------





Circuito del Jarama
Renault Clio Cup
Carrera - 1
Parrilla de Salida

RENAULT SPORT
CLIO CUP
SPAIN

15	3	Joaquín Rodrigo	1:48.939	.8.	1:48.883	Henk Van Zoest	50	14
13	5	Eduardo Gago	1:48.780	.7.	1:48.379	Kévin Jiménez	72	12
11	10	Antonio Aguado	1:48.066	.6.	1:47.770	Guillaume Lafond	33	10
9	8	Marta Suria	1:47.491	.5.	1:47.237	James J. Ross	4	8
7	111	Mathieu Lannepoudenx	1:47.226	.4.	1:47.110	David Pouget	15	6
5	7	Luís González Martínez	1:46.966	.3.	1:46.830	Marc De Fulgencio	9	4
3	1	Alex Royo	1:46.819	.2.	1:46.761	Jordi Palomeras	23	2
1	2	Nicolas Milan	1:46.731	.1.				



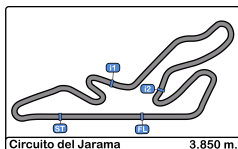
Pole

Publicado a las:.....

Comisarios Deportivos:

Cronometrador:





Circuito del Jarama
Renault Clio Cup
Carrera - 1
Resultados Provisionales



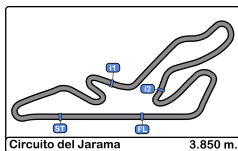
Cls	Nº	Piloto	Nac	Equipo	Cat.	Cls	Vtas.	Tiempo	Dif 1º	Intervalo	Km/h	V.R.	Tiempo	Km/h
1	2	Nicolas Milan	FRA	MILAN NICOLAS			13	26:52.019			111.7	13	1:51.899	123.8
2	15	David Pouget	FRA	DAVID POUGET			13	26:52.962	0.943	0.943	111.7	13	1:52.264	123.4
3	9	Marc De Fulgencio	ESP	MOTOR CLUB	JR	1	13	26:59.935	7.916	6.973	111.2	13	1:54.365	121.1
4	7	Luis González Martínez	ESP	MOTOR CLUB	J	1	13	27:04.255	12.236	4.320	110.9	3	1:55.530	119.9
5	72	Kévin Jiménez	FRA	DAVID POUGET	R	1	13	27:08.388	16.369	4.133	110.6	12	1:54.721	120.8
6	8	Marta Suria	ESP	SMC JUNIOR TEAMj	F	1	13	27:10.081	18.062	1.693	110.5	13	1:55.915	119.5
7	3	Joaquín Rodrigo	ESP	AUTOM. CLUB	A	1	13	27:26.069	34.050	15.988	109.4	11	1:59.409	116.0
8	5	Eduardo Gago	ESP	MOTOR CLUB			13	27:26.135	34.116	0.066	109.4	12	1:56.727	118.7
9	1	Alex Royo	ESP	MOTOR CLUB			13	27:33.985	41.966	7.850	108.9	7	1:52.265	123.4
10	4	James J. Ross	GBR	BOB ROSS RACING	JR	2	12	25:13.916	1 Lap	1 Lap	109.8	4	1:54.327	121.2
11	10	Antonio Aguado	ESP	VSR MOTORSPORT	JR	3	12	25:14.035	1 Lap	0.119	109.8	3	1:55.870	119.6
12	33	Guillaume Lafond	FRA	MILAN NICOLAS			12	25:52.011	1 Lap	37.976	107.1	7	1:53.430	122.1
No clasificados: (Requerimientos: 75% del numero de vueltas del lider = 10 Vueltas)														
	50	Henk Van Zoest	ESP	SKUALO COMPETICION	A	2	6	12:33.789	7 Vtas.	6 Vtas.	110.3	6	1:58.747	116.7
	23	Jordi Palomeras	FRA	DAVID POUGET			3	5:49.731	10 Vtas.	3 Vtas.	118.8	3	1:53.665	121.9
	111	Mathieu Lannepoudenx	FRA	MILAN NICOLAS	R	2	2	4:18.359	11 Vtas.	1 Lap	107.2	1	2:07.744	108.4

Vuelta Rápida Nicolas Milan en 1:51.899 a 123.9 Km/h en la vuelta 13

Publicado a las:.....

Comisarios Deportivos:	Director de Carrera:	Cronometrador:
-------------------------------	-----------------------------	---------------------------





Circuito del Jarama
Renault Clio Cup
Carrera - 1



Resultados Provisionales por categoria

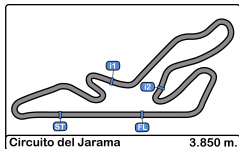
Cla	Nº	Piloto	Nac	Equipo	Cat.	Cls	Vtas.	Tiempo	Dif 1º	Intervalo	Km/h	V.R.	Tiempo	Km/h
1	2	Nicolas Milan	FRA	MILAN NICOLAS			13	26:52.019			111.7	13	1:51.899	123.8
2	15	David Pouget	FRA	DAVID POUGET			13	26:52.962	0.943	0.943	111.7	13	1:52.264	123.4
3	5	Eduardo Gago	ESP	MOTOR CLUB			13	27:26.135	34.116	33.173	109.4	12	1:56.727	118.7
4	1	Alex Royo	ESP	MOTOR CLUB			13	27:33.985	41.966	7.850	108.9	7	1:52.265	123.4
5	33	Guillaume Lafond	FRA	MILAN NICOLAS			12	25:52.011	1 Lap	1 Lap	107.1	7	1:53.430	122.1
Not Cat.ified: (Requirements: 75% of number Vtas. of leader = 10 Vtas.)														
	23	Jordi Palomeras	FRA	DAVID POUGET			3	5:49.731	10 Vtas.	9 Vtas.	118.8	3	1:53.665	121.9
A														
1	3	Joaquín Rodrigo	ESP	AUTOM. CLUB	A	1	13	27:26.069			109.4	11	1:59.409	116.0
Not Cat.ified: (Requirements: 75% of number Vtas. of leader = 10 Vtas.)														
	50	Henk Van Zoest	ESP	SKUALO COMPETICION	A	2	6	12:33.789	7 Vtas.	7 Vtas.	110.3	6	1:58.747	116.7
F														
1	8	Marta Suria	ESP	SMC JUNIOR TEAMj	F	1	13	27:10.081			110.5	13	1:55.915	119.5
J														
1	7	Luis González Martínez	ESP	MOTOR CLUB	J	1	13	27:04.255			110.9	3	1:55.530	119.9
JR														
1	9	Marc De Fulgencio	ESP	MOTOR CLUB	JR	1	13	26:59.935			111.2	13	1:54.365	121.1
2	4	James J. Ross	GBR	BOB ROSS RACING	JR	2	12	25:13.916	1 Lap	1 Lap	109.8	4	1:54.327	121.2
3	10	Antonio Aguado	ESP	VSR MOTORSPORT	JR	3	12	25:14.035	1 Lap	0.119	109.8	3	1:55.870	119.6
Rookie														
1	72	Kévin Jiménez	FRA	DAVID POUGET	R	1	13	27:08.388			110.6	12	1:54.721	120.8
Not Cat.ified: (Requirements: 75% of number Vtas. of leader = 10 Vtas.)														
	111	Mathieu Lannepoudenx	FRA	MILAN NICOLAS	R	2	2	4:18.359	11 Vtas.	11 Vtas.	107.2	1	2:07.744	108.4

Vuelta Rápida Nicolas Milan en 1:51.899 a 123.9 Km/h en la vuelta 13

Publicado a las:.....

Comisarios Deportivos:	Director de Carrera:	Cronometrador:
-------------------------------	-----------------------------	---------------------------





Circuito del Jarama

Renault Clio Cup

Carrera - 1

Clasificación Provisional por Vuelta Rápida de Piloto

RENAULT SPORT
CLIO CUP
SPAIN

Cls	Nº	Piloto	Nac	Equipo	Cat.	Cls	Vtas	V.R.	Tiempo	Dif 1º	Intervalo	Km/h
1	2	Nicolas Milan	FRA	MILAN NICOLAS			13	13	1:51.899			123.8
2	15	David Pouget	FRA	DAVID POUGET			13	13	1:52.264	0.365	0.365	123.4
3	1	Alex Royo	ESP	MOTOR CLUB SABADELL			13	7	1:52.265	0.366	0.001	123.4
4	33	Guillaume Lafond	FRA	MILAN NICOLAS			12	7	1:53.430	1.531	1.165	122.1
5	23	Jordi Palomeras	FRA	DAVID POUGET			3	3	1:53.665	1.766	0.235	121.9
6	4	James Jj. Ross	GBR	BOB ROSS RACING	JR	1	12	4	1:54.327	2.428	0.662	121.2
7	9	Marc De Fulgencio	ESP	MOTOR CLUB SABADELL	JR	2	13	13	1:54.365	2.466	0.038	121.1
8	72	Kévin Jiménez	FRA	DAVID POUGET	R	1	13	12	1:54.721	2.822	0.356	120.8
9	7	Luis González Martínez	ESP	MOTOR CLUB SABADELL	J	1	13	3	1:55.530	3.631	0.809	119.9
10	10	Antonio Aguado	ESP	VSR MOTORSPORT	JR	3	12	3	1:55.870	3.971	0.340	119.6
11	8	Marta Suria	ESP	SMC JUNIOR TEAMj	F	1	13	13	1:55.915	4.016	0.045	119.5
12	5	Eduardo Gago	ESP	MOTOR CLUB SABADELL			13	12	1:56.727	4.828	0.812	118.7
13	50	Henk Van Zoest	ESP	SKUALO COMPETICION	A	1	6	6	1:58.747	6.848	2.020	116.7
14	3	Joaquín Rodrigo	ESP	AUTOM. CLUB ZARAGOZA	A	2	13	11	1:59.409	7.510	0.662	116.0
15	11	Mathieu Lannepoudenx	FRA	MILAN NICOLAS	R	2	2	1	2:07.744	15.845	8.335	108.4



Circuito del Jarama

Renault Clio Cup

Carrera - 1

Distancia y Velocidad Media

RENAULT SPORT
CLIO CUP
SPAIN

Cls	Nº	Piloto	Nac	Equipo	Cat.	Cls	Vtas.	Distancia	Tiempo	Km/h
1	2	Nicolas Milan	FRA	MILAN NICOLAS			13	50.05	26:52.019	111.7
2	15	David Pouget	FRA	DAVID POUGET			13	50.05	26:52.962	111.7
3	9	Marc De Fulgencio	ESP	MOTOR CLUB SABADELL	JR	1	13	50.05	26:59.935	111.2
4	7	Luís González Martínez	ESP	MOTOR CLUB SABADELL	J	1	13	50.05	27:04.255	110.9
5	72	Kévin Jiménez	FRA	DAVID POUGET	R	1	13	50.05	27:08.388	110.6
6	8	Marta Suria	ESP	SMC JUNIOR TEAMj	F	1	13	50.05	27:10.081	110.5
7	3	Joaquín Rodrigo	ESP	AUTOM. CLUB ZARAGOZA	A	1	13	50.05	27:26.069	109.4
8	5	Eduardo Gago	ESP	MOTOR CLUB SABADELL			13	50.05	27:26.135	109.4
9	1	Alex Royo	ESP	MOTOR CLUB SABADELL			13	50.05	27:33.985	108.9
10	4	James J. Ross	GBR	BOB ROSS RACING	JR	2	12	46.20	25:13.916	109.8
11	10	Antonio Aguado	ESP	VSR MOTORSPORT	JR	3	12	46.20	25:14.035	109.8
12	33	Guillaume Lafond	FRA	MILAN NICOLAS			12	46.20	25:52.011	107.1
Not Cat.ified: (Requirements: 75% of number Vtas. of leader = 10 Vtas.)										
	50	Henk Van Zoest	ESP	SKUALO COMPETICION	A	2	6	23.10	12:33.789	110.3
	23	Jordi Palomeras	FRA	DAVID POUGET			3	11.55	5:49.731	118.8
	111	Mathieu Lannepoudenx	FRA	MILAN NICOLAS	R	2	2	07.70	4:18.359	107.2



Circuito del Jarama
Renault Clio Cup
Carrera - 1
Tiempos Por Vuelta



1 Alex Royo **4** James J. Ross **JR**

MOTOR CLUB SABADELL

BOB ROSS RACING

Vta. D	Tiempo	Sector 1	Sector 2	Sector 3	V.Max.	Tiempo Tot	Vta. D	Tiempo	Sector 1	Sector 2	Sector 3	V.Max.	Tiempo Tot
1	2:01.278	47.462	40.790	33.026	112.3	2:01.278	1	2:08.907		1:35.599	33.308	123.8	2:08.907
2	1:56.587	45.681	38.758	32.148	173.0	3:57.865	2	1:56.080	45.090	38.230	32.760	180.6	4:04.987
3	1:53.557	44.024	38.266	31.267	182.4	5:51.422	3	1:55.942	44.856	38.730	32.356	174.7	6:00.929
4	1:53.330	43.883	38.198	31.249	193.2	7:44.752	4	1:54.327	44.327	38.004	31.996	185.5	7:55.256
5	1:54.794	44.930	38.447	31.417	186.5	9:39.546	5	1:54.674	44.545	38.203	31.926	184.3	9:49.930
6	1:53.934	45.108	37.694	31.132	186.8	11:33.480	6	1:54.534	44.606	38.061	31.867	180.3	11:44.464
7	1:52.265	43.696	37.580	30.989	178.8	13:25.745	7	1:55.302	44.244	38.851	32.207	194.9	13:39.766
8	1:56.119	43.710	39.498	32.911	180.0	15:21.864	8	1:59.916	44.736	38.838	36.342	192.1	15:39.682
9	3:09.688	1:10.318	1:09.794	49.576	153.6	18:31.552	9	2:56.854	56.955	1:09.079	50.820	180.9	18:36.536
10	2:43.306	1:04.465	54.587	44.254	125.8	21:14.858	10	2:40.059	1:02.747	53.959	43.353	105.3	21:16.595
11	1:53.590	44.758	37.767	31.065	168.7	23:08.448	11	1:58.824	46.374	38.950	33.500	184.6	23:15.419
12	2:11.808 P	43.394	50.539	37.875	184.9	25:20.256	12	1:58.497	45.966	38.899	33.632	181.8	25:13.916
13	2:13.729	1:02.194	39.387	32.148	108.6	27:33.985							

2 Nicolas Milan **5** Eduardo Gago

MILAN NICOLAS

MOTOR CLUB SABADELL

Vta. D	Tiempo	Sector 1	Sector 2	Sector 3	V.Max.	Tiempo Tot	Vta. D	Tiempo	Sector 1	Sector 2	Sector 3	V.Max.	Tiempo Tot
1	1:55.310		1:23.281	32.029	109.2	1:55.310	1	2:05.868	50.862	40.423	34.583	133.3	2:05.868
2	1:54.481		3:18.213	31.578	182.1	3:49.791	2	1:58.985	45.489	40.041	33.455	174.7	4:04.853
3	1:53.486		5:11.539	31.738	191.8	5:43.277	3	1:57.297	45.874	39.201	32.222	176.7	6:02.150
4	1:52.817		7:04.431	31.663	197.8	7:36.094	4	1:57.117	44.944	39.082	33.091	183.9	7:59.267
5	1:53.492		8:58.026	31.560	187.1	9:29.586	5	1:56.887	45.058	39.231	32.598	177.6	9:56.154
6	1:53.247		10:51.469	31.364	175.3	11:22.833	6	1:56.782	45.138	39.239	32.405	180.9	11:52.936
7	1:53.304	43.792	38.208	31.304	187.8	13:16.137	7	1:56.829	45.462	39.185	32.182	187.1	13:49.765
8	1:54.848	44.108	38.025	32.715	183.9	15:10.985	8	1:58.693	45.277	39.693	33.723	181.8	15:48.458
9	3:18.988	1:19.153	1:09.795	50.040	122.3	18:29.973	9	2:51.452	51.710	1:10.143	49.599	166.1	18:39.910
10	2:43.835	1:04.525	54.840	44.470	105.6	21:13.808	10	2:40.118	1:02.344	53.939	43.835	98.9	21:20.028
11	1:53.254	44.133	37.756	31.365	185.2	23:07.062	11	1:57.521	45.861	39.306	32.354	169.8	23:17.549
12	1:53.058	43.912	37.752	31.394	191.1	25:00.120	12	1:56.727	44.970	39.191	32.566	178.5	25:14.276
13	1:51.899	43.294	37.523	31.082	197.8	26:52.019	13	2:11.859	59.624	39.363	32.872	183.9	27:26.135

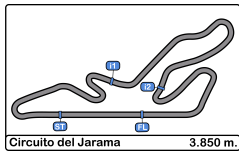
3 Joaquín Rodrigo **7** Luís González Martínez **J**

AUTOM. CLUB ZARAGOZA

MOTOR CLUB SABADELL

Vta. D	Tiempo	Sector 1	Sector 2	Sector 3	V.Max.	Tiempo Tot	Vta. D	Tiempo	Sector 1	Sector 2	Sector 3	V.Max.	Tiempo Tot
1	2:09.228	52.378	42.631	34.219	136.8	2:09.228	1	1:56.743		1:24.709	32.034	118.5	1:56.743
2	2:01.881	46.461	41.094	34.326	158.5	4:11.109	2	1:55.916		3:20.282	32.377	186.5	3:52.659
3	2:00.667	46.566	40.435	33.666	164.8	6:11.776	3	1:55.530		5:15.864	32.325	200.0	5:48.189
4	2:01.212		2:41.637	33.676	161.4	8:12.988	4	1:55.901		7:11.582	32.508	200.7	7:44.090
5	2:02.756	47.417	41.611	33.728	166.1	10:15.744	5	1:56.634		9:08.554	32.170	198.8	9:40.724
6	2:16.219	46.710	56.113	33.396	165.1	12:31.963	6	1:56.503		11:04.568	32.659	199.2	11:37.227
7	2:01.558	46.201	41.369	33.988	175.6	14:33.521	7	1:55.840	44.726	38.844	32.270	200.7	13:33.067
8	2:13.625	52.476	45.956	35.193	170.6	16:47.146	8	1:57.687	45.294	38.948	33.445	199.2	15:30.754
9	2:06.451	50.805	41.705	33.941	163.3	18:53.597	9	3:03.239	1:03.885	1:09.163	50.191	176.7	18:33.993
10	2:26.966	50.059	53.201	43.706	163.3	21:20.563	10	2:41.668	1:04.001	53.820	43.847	109.5	21:15.661
11	1:59.409	45.793	39.635	33.981	167.7	23:19.972	11	1:56.930	45.897	38.928	32.105	184.9	23:12.591
12	2:02.995	47.349	41.005	34.641	160.4	25:22.967	12	1:55.634	44.461	38.653	32.520	196.0	25:08.225
13	2:03.102	48.396	41.112	33.594	151.8	27:26.069	13	1:56.030	44.914	38.717	32.399	194.5	27:04.255





Circuito del Jarama
Renault Clio Cup
Carrera - 1
Tiempos Por Vuelta

RENAULT SPORT
CLIO CUP
SPAIN

72

Kévin Jiménez

R

DAVID POUGET

Vta. D	Tiempo	Sector 1	Sector 2	Sector 3	V.Max.	Tiempo Tot
1	2:06.681	51.775	41.251	33.655	131.8	2:06.681
2	1:58.085	45.706	39.383	32.996	179.7	4:04.766
3	1:56.584	44.624	39.488	32.472	176.7	6:01.350
4	1:56.729	44.953	39.064	32.712	180.9	7:58.079
5	1:55.255	44.251	38.738	32.266	181.8	9:53.334
6	1:55.040	44.313	38.394	32.333	179.4	11:48.374
7	1:55.564	44.185	38.999	32.380	186.2	13:43.938
8	1:57.201	45.231	39.023	32.947	184.6	15:41.139
9	2:56.091	56.421	1:09.038	50.632	174.7	18:37.230
10	2:40.115	1:03.075	53.625	43.415	104.7	21:17.345
11	1:56.388	44.994	38.704	32.690	181.8	23:13.733
12	1:54.721	43.813	38.512	32.396	185.8	25:08.454
13	1:59.934	44.919	42.989	32.026	190.1	27:08.388

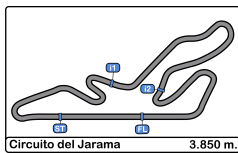
111

Mathieu Lannepoudenx

R

MILAN NICOLAS

Vta. D	Tiempo	Sector 1	Sector 2	Sector 3	V.Max.	Tiempo Tot
1	2:07.744		1:34.264	33.480	122.4	2:07.744
2	2:10.615 P		3:36.180	42.179	174.7	4:18.359

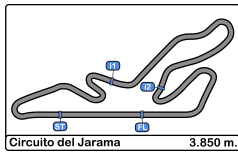


Circuito del Jarama
Renault Clio Cup
Carrera - 1
Análisis



Num	Tiempo V	Dif 1º	Num	Tiempo V	Dif 1º	Num	Tiempo V	Dif 1º	Num	Tiempo V	Dif 1º	Num	Tiempo V	Dif 1º
Vta 1			9	1:55.031	10.604	Vta 6			5	1:58.693	37.473	8	1:57.226	09.797
2	1:55.310		33	1:55.449	13.528	2	1:53.247		3	2:13.625	1:36.161	5	1:57.521	10.487
7	1:56.743	01.433	10	1:55.870	14.766	15	1:54.570	09.947	Num Tiempo V Dif 1º			3	1:59.409	12.910
23	1:59.817	04.507	8	1:57.037	17.298	1	1:53.934	10.647	Vta 9			33	2:05.084	14.486
15	2:00.051	04.741	4	1:55.942	17.652	7	1:56.503	14.394	2	3:18.988		Num Tiempo V Dif 1º		
1	2:01.278	05.968	72	1:56.584	18.073	9	1:54.552	15.919	15	3:09.555	01.131	Vta 12		
9	2:02.186	06.876	5	1:57.297	18.873	33	1:54.674	20.718	1	3:09.688	01.579	2	1:53.058	
8	2:04.211	08.901	50	2:00.619	28.327	4	1:54.534	21.631	9	3:04.748	02.969	15	1:53.252	00.578
33	2:04.561	09.251	3	2:00.667	28.499	72	1:55.040	25.541	7	3:03.239	04.020	9	1:54.424	05.450
10	2:04.829	09.519	Num Tiempo V Dif 1º			10	1:57.771	26.254	33	3:02.885	04.871	7	1:55.634	08.105
5	2:05.868	10.558	Vta 4			8	1:56.826	29.800	4	2:56.854	06.563	72	1:54.721	08.334
72	2:06.681	11.371	2	1:52.817		5	1:56.782	30.103	72	2:56.091	07.257	4	1:58.497	13.796
111	2:07.744	12.434	7	1:55.901	07.996	3	2:16.219	1:09.130	10	2:53.238	08.209	10	1:57.654	13.915
50	2:08.741	13.431	15	1:55.429	08.145	50	1:58.747	1:10.956	8	2:52.012	09.181	8	1:57.307	14.046
4	2:08.907	13.597	1	1:53.330	08.658	Num Tiempo V Dif 1º			5	2:51.452	09.937	5	1:56.727	14.156
3	2:09.228	13.918	9	1:54.611	12.398	Vta 7			3	2:06.451	23.624	1	2:11.808	20.136
Num Tiempo V Dif 1º			33	1:56.112	16.823	2	1:53.304		Num Tiempo V Dif 1º			3	2:02.995	22.847
Vta 2			10	1:56.632	18.581	15	1:52.359	09.002	Vta 10			33	2:30.463	51.891
2	1:54.481		4	1:54.327	19.162	1	1:52.265	09.608	2	2:43.835		Num Tiempo V Dif 1º		
7	1:55.916	02.868	72	1:56.729	21.985	7	1:55.840	16.930	15	2:43.112	00.408	Vta 13		
15	1:54.997	05.257	8	1:57.866	22.347	9	1:54.375	16.990	1	2:43.306	01.050	2	1:51.899	
23	1:56.249	06.275	5	1:57.117	23.173	33	1:53.430	20.844	9	2:42.280	01.414	15	1:52.264	00.943
1	1:56.587	08.074	3	2:01.212	36.894	4	1:55.302	23.629	7	2:41.668	01.853	9	1:54.365	07.916
9	1:56.664	09.059	50	2:05.775	41.285	72	1:55.564	27.801	33	2:41.620	02.656	7	1:56.030	12.236
33	1:56.795	11.565	Num Tiempo V Dif 1º			10	1:57.339	30.289	4	2:40.059	02.787	72	1:59.934	16.369
10	1:57.344	12.382	Vta 5			8	1:56.273	32.769	72	2:40.115	03.537	8	1:55.915	18.062
8	1:59.327	13.747	2	1:53.492		5	1:56.829	33.628	10	2:41.226	05.600	3	2:03.102	34.050
72	1:58.085	14.975	15	1:53.971	08.624	3	2:01.558	1:17.384	8	2:40.479	05.825	5	2:11.859	34.116
5	1:58.985	15.062	1	1:54.794	09.960	Num Tiempo V Dif 1º			5	2:40.118	06.220	1	2:13.729	41.966
4	1:56.080	15.196	7	1:56.634	11.138	Vta 8			3	2:26.966	06.755			
50	2:02.244	21.194	9	1:55.708	14.614	2	1:54.848		Num Tiempo V Dif 1º					
3	2:01.881	21.318	33	1:55.960	19.291	15	1:56.410	10.564	Vta 11					
111	2:10.615	28.568	4	1:54.674	20.344	1	1:56.119	10.879	2	1:53.254				
Num Tiempo V Dif 1º			10	1:56.641	21.730	9	1:55.067	17.209	15	1:53.230	00.384			
Vta 3			72	1:55.255	23.748	7	1:57.687	19.769	1	1:53.590	01.386			
2	1:53.486		8	1:57.366	26.221	33	1:54.978	20.974	9	1:55.924	04.084			
7	1:55.530	04.912	5	1:56.887	26.568	4	1:59.916	28.697	7	1:56.930	05.529			
15	1:53.762	05.533	3	2:02.756	46.158	72	1:57.201	30.154	72	1:56.388	06.671			
23	1:53.665	06.454	50	2:17.663	1:05.456	10	1:58.518	33.959	4	1:58.824	08.357			
1	1:53.557	08.145				8	1:58.236	36.157	10	1:56.973	09.319			

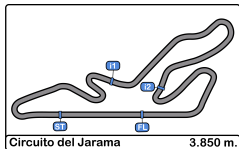




Circuito del Jarama
Renault Clio Cup
Carrera - 1
Mejores Sectores



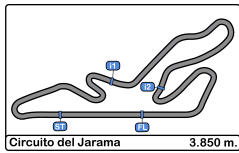
Sector - 1				Sector - 2				Sector - 3				Vta. Ideal vs Vta. Rapida				
Clas	Nº	Piloto	Tiempo	Nº	Piloto	Tiempo	Nº	Piloto	Tiempo	Clas	Nº	Piloto	Vta. Ideal	V.R.	Clas	
1	2	Nicolas Milan	43.294	15	David Pouget	37.501	1	Alex Royo	30.989	1	2	Nicolas Milan	1:51.899	1:51.899	1	
2	1	Alex Royo	43.394	2	Nicolas Milan	37.523	2	Nicolas Milan	31.082	2	1	Alex Royo	1:51.963	1:52.265	3	
3	15	David Pouget	43.438	1	Alex Royo	37.580	15	David Pouget	31.125	3	15	David Pouget	1:52.064	1:52.264	2	
4	72	Kévin Jiménez	43.813	23	Jordi Palomeras	37.993	33	Guillaume Lafond	31.298	4	33	Guillaume Lafond	1:53.430	1:53.430	4	
5	9	Marc De Fulgencio	43.874	4	James Jj. Ross	38.004	23	Jordi Palomeras	31.589	5	23	Jordi Palomeras	1:53.665	1:53.665	5	
6	33	Guillaume Lafond	43.992	33	Guillaume Lafond	38.140	9	Marc De Fulgencio	31.691	6	9	Marc De Fulgencio	1:53.894	1:54.365	7	
7	23	Jordi Palomeras	44.083	9	Marc De Fulgencio	38.329	4	James Jj. Ross	31.867	7	4	James Jj. Ross	1:54.115	1:54.327	6	
8	4	James Jj. Ross	44.244	72	Kévin Jiménez	38.394	8	Marta Suria	31.981	8	72	Kévin Jiménez	1:54.233	1:54.721	8	
9	7	Luis González Martínez	44.461	7	Luis González Martínez	38.653	72	Kévin Jiménez	32.026	9	7	Luis González Martínez	1:55.148	1:55.530	9	
10	8	Marta Suria	44.837	8	Marta Suria	38.897	7	Luis González Martínez	32.034	10	8	Marta Suria	1:55.715	1:55.915	11	
11	5	Eduardo Gago	44.944	10	Antonio Aguado	39.028	5	Eduardo Gago	32.182	11	5	Eduardo Gago	1:56.208	1:56.727	12	
12	10	Antonio Aguado	45.026	5	Eduardo Gago	39.082	10	Antonio Aguado	32.408	12	10	Antonio Aguado	1:56.462	1:55.870	10	
13	3	Joaquín Rodrigo	45.793	50	Henk Van Zoest	39.421	50	Henk Van Zoest	32.652	13	50	Henk Van Zoest	1:58.582	1:58.747	13	
14	50	Henk Van Zoest	46.509	3	Joaquín Rodrigo	39.635	3	Joaquín Rodrigo	33.396	14	3	Joaquín Rodrigo	1:58.824	1:59.409	14	
15	11	Mathieu Lannepoude	Transpo	111	Mathieu Lannepoude	1:34.264	111	Mathieu Lannepoude	33.480	15	111	Mathieu Lannepoude	Transpo	2:07.744	15	



Circuito del Jarama
Renault Clio Cup
Carrera - 1
Secuencia Lider

RENAULT SPORT
CLIO CUP
SPAIN

<u>Nº</u>	<u>Piloto</u>	<u>Nac</u>	<u>Equipo</u>	<u>Cat.</u>	<u>Vta. Inicio</u>	<u>Vta. Fin</u>	<u>Vtas.</u>	<u>Total Vtas.</u>
2	Nicolas Milan	FRA	MILAN NICOLAS		1	13	13	13



Circuito del Jarama
Renault Clio Cup
Carrera - 1
5 Mejores Tiempos



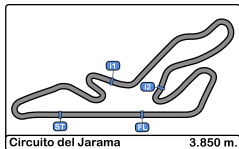
Cls	Nº	Piloto	Nac	Equipo	Cat.	V.R. 1		V.R. 2		V.R. 3		V.R. 4		V.R. 5	
						Tiempo	V.R.	Tiempo	V.R.	Tiempo	V.R.	Tiempo	V.R.	Tiempo	V.R.
1	2	Nicolas Milan	FRA	MILAN NICOL		1:51.899	13	1:52.817	4	1:53.058	12	1:53.247	6	1:53.254	11
2	15	David Pouget	FRA	DAVID POUG		1:52.264	13	1:52.359	7	1:53.230	11	1:53.252	12	1:53.762	3
3	1	Alex Royo	ESP	MOTOR CLUB		1:52.265	7	1:53.330	4	1:53.557	3	1:53.590	11	1:53.934	6
4	33	Guillaume Lafond	FRA	MILAN NICOL		1:53.430	7	1:54.674	6	1:54.978	8	1:55.449	3	1:55.960	5
5	23	Jordi Palomeras	FRA	DAVID POUG		1:53.665	3	1:56.249	2	1:59.817	1				
6	4	James J. Ross	GBR	BOB ROSS R	JR	1:54.327	4	1:54.534	6	1:54.674	5	1:55.302	7	1:55.942	3
7	9	Marc De Fulgencio	ESP	MOTOR CLUB	JR	1:54.365	13	1:54.375	7	1:54.424	12	1:54.552	6	1:54.611	4
8	72	Kévin Jiménez	FRA	DAVID POUG	R	1:54.721	12	1:55.040	6	1:55.255	5	1:55.564	7	1:56.388	11
9	7	Luís González Martínez	ESP	MOTOR CLUB	J	1:55.530	3	1:55.634	12	1:55.840	7	1:55.901	4	1:55.916	2
10	10	Antonio Aguado	ESP	VSR MOTORS	JR	1:55.870	3	1:56.632	4	1:56.641	5	1:56.973	11	1:57.339	7
11	8	Marta Suria	ESP	SMC JUNIOR	F	1:55.915	13	1:56.273	7	1:56.826	6	1:57.037	3	1:57.226	11
12	5	Eduardo Gago	ESP	MOTOR CLUB		1:56.727	12	1:56.782	6	1:56.829	7	1:56.887	5	1:57.117	4
13	50	Henk Van Zoest	ESP	SKUALO COM	A	1:58.747	6	2:00.619	3	2:02.244	2	2:05.775	4	2:08.741	1
14	3	Joaquín Rodrigo	ESP	AUTOM. CLUB	A	1:59.409	11	2:00.667	3	2:01.212	4	2:01.558	7	2:01.881	2
15	11	Mathieu Lannepoudenx	FRA	MILAN NICOL	R	2:07.744	1	2:10.615	2						



Circuito del Jarama
Renault Clio Cup
Carrera - 1
5 Mejores Velocidades



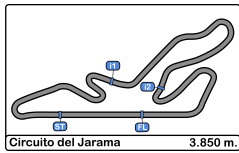
Cls	Nº	Piloto	Nac	Equipo	Cat.	V.Max 1		V.Max 2		V.Max 3		V.Max 4		V.Max 5		Media
						Km/h	Vta.	Km/h	Vta.	Km/h	Vta.	Km/h	Vta.	Km/h	Vta.	
1	7	Luís González Martínez	ESP	MOTOR CLUB	J	200.7	4	200.7	7	200.0	3	199.2	6	199.2	8	200.0
2	10	Antonio Aguado	ESP	VSR MOTORS	JR	198.5	13	188.4	8	188.1	6	186.5	5	186.2	12	189.5
3	2	Nicolas Milan	FRA	MILAN NICOL		197.8	4	197.8	13	191.8	3	191.1	12	187.8	7	193.2
4	23	Jordi Palomeras	FRA	DAVID POUG		197.0	4	186.8	3	180.3	2	110.7	1			168.7
5	4	James J. Ross	GBR	BOB ROSS R	JR	194.9	7	193.5	13	192.1	8	185.5	4	184.6	11	190.1
6	15	David Pouget	FRA	DAVID POUG		194.2	13	193.5	6	193.2	7	191.8	4	191.4	5	192.8
7	1	Alex Royo	ESP	MOTOR CLUB		193.2	4	186.8	6	186.5	5	184.9	12	182.4	3	186.7
8	33	Guillaume Lafond	FRA	MILAN NICOL		192.5	8	190.1	7	184.6	3	183.9	4	180.0	11	186.2
9	9	Marc De Fulgencio	ESP	MOTOR CLUB	JR	190.8	4	188.4	12	183.3	5	182.1	7	181.5	8	185.2
10	72	Kévin Jiménez	FRA	DAVID POUG	R	190.1	13	186.2	7	185.8	12	184.6	8	181.8	5	185.7
11	5	Eduardo Gago	ESP	MOTOR CLUB		187.1	7	183.9	4	183.9	13	181.8	8	180.9	6	183.5
12	8	Marta Suria	ESP	SMC JUNIOR	F	180.3	3	179.7	4	175.3	13	174.1	8	173.9	6	176.6
13	50	Henk Van Zoest	ESP	SKUALO COM	A	180.3	7	177.6	3	176.7	4	167.9	2	160.9	6	172.7
14	3	Joaquín Rodrigo	ESP	AUTOM. CLUB	A	175.6	7	170.6	8	167.7	11	166.1	5	165.1	6	169.0
15	11	Mathieu Lannepoudenx	FRA	MILAN NICOL	R	174.7	2	122.4	1							148.6



Circuito del Jarama
Renault Clio Cup
Carrera - 1
Secuencia Vueltas Rápidas

RENAULT SPORT
CLIO CUP
SPAIN

Vta.	Hora Día	Tiempo Sesión	Nº	Piloto	Nac	Equipo	Cat.	Tiempo	Km/h
2	11:29:29.169	2:03:50.169	2	Nicolas Milan	FRA	MILAN NICOLAS		1:54.481	121.0
3	11:31:22.655	2:05:43.655	2	Nicolas Milan	FRA	MILAN NICOLAS		1:53.486	122.1
4	11:33:15.472	2:07:36.472	2	Nicolas Milan	FRA	MILAN NICOLAS		1:52.817	122.8
7	11:39:04.517	2:13:25.517	15	David Pouget	FRA	DAVID POUGET		1:52.359	123.3
7	11:39:05.123	2:13:26.123	1	Alex Royo	ESP	MOTOR CLUB SABADELL		1:52.265	123.4
13	11:52:31.397	2:26:52.397	2	Nicolas Milan	FRA	MILAN NICOLAS		1:51.899	123.8



Circuito del Jarama

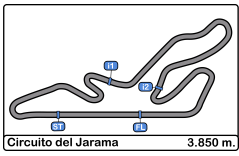
Renault Clio Cup

Carrera - 1

Mejor Maxima Velocidad del Evento

RENAULT SPORT
CLIO CUP
SPAIN

Nº	Piloto	Nac	Equipo	Cat.	Km/h	Sesión
7	Luis González Martínez	ESP	MOTOR CLUB SABADELL	J	214.2	Entrenamiento libre - 2
1	Alex Royo	ESP	MOTOR CLUB SABADELL		212.1	Entrenamiento libre - 2
33	Guillaume Lafond	FRA	MILAN NICOLAS		211.7	Entrenamiento libre - 2
2	Nicolas Milan	FRA	MILAN NICOLAS		211.3	Entrenamiento libre - 2
23	Jordi Palomeras	FRA	DAVID POUGET		211.3	Entrenam. Calificativo
111	Mathieu Lannepoudenx	FRA	MILAN NICOLAS	R	210.5	Entrenam. Calificativo
9	Marc De Fulgencio	ESP	MOTOR CLUB SABADELL	JR	210.1	Entrenamiento libre - 1
10	Antonio Aguado	ESP	VSR MOTORSPORT	JR	209.7	Entrenamiento libre - 1
72	Kévin Jiménez	FRA	DAVID POUGET	R	209.7	Entrenamiento libre - 2
50	Henk Van Zoest	ESP	SKUALO COMPETICION	A	208.8	Entrenam. Calificativo
4	James J. Ross	GBR	BOB ROSS RACING	JR	208.4	Entrenamiento libre - 1
15	David Pouget	FRA	DAVID POUGET		208.4	Entrenam. Calificativo
8	Marta Suria	ESP	SMC JUNIOR TEAMj	F	208.0	Entrenamiento libre - 1
5	Eduardo Gago	ESP	MOTOR CLUB SABADELL		207.2	Entrenamiento libre - 2
3	Joaquín Rodrigo	ESP	AUTOM. CLUB ZARAGOZA	A	206.5	Entrenam. Calificativo



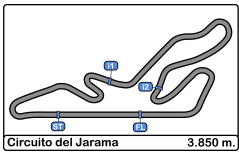
Circuito del Jarama
Renault Clio Cup
Carrera - 1
Cuentavueltas



VTA

Nr	Pos	Grid	1	2	3	4	5	6	7	8	9	10	11	12	13
2	1	2	2	2	2	2	2	2	2	2	2	2	2	2	2
23	2	23	7	7	7	7	15	15	15	15	15	15	15	15	15
1	3	1	23	15	15	15	1	1	1	1	1	1	1	9	9
9	4	9	15	23	23	1	7	7	7	9	9	9	9	7	7
7	5	7	1	1	1	9	9	9	9	7	7	7	7	72	72
15	6	15	9	9	9	33	33	33	33	33	33	33	72	4	8
111	7	111	8	33	33	10	4	4	4	4	4	4	4	10	3
4	8	4	33	10	10	4	10	72	72	72	72	72	10	8	5
8	9	8	10	8	8	72	72	10	10	10	10	10	8	5	1
33	10	33	5	72	4	8	8	8	8	8	8	8	5	1	
10	11	10	72	5	72	5	5	5	5	5	5	5	3	3	
72	12	72	111	4	5	3	3	3	3	3	3	3	33	33	
5	13	5	50	50	50	50	50	50							
50	14	50	4	3	3										
3	15	3	3	111											

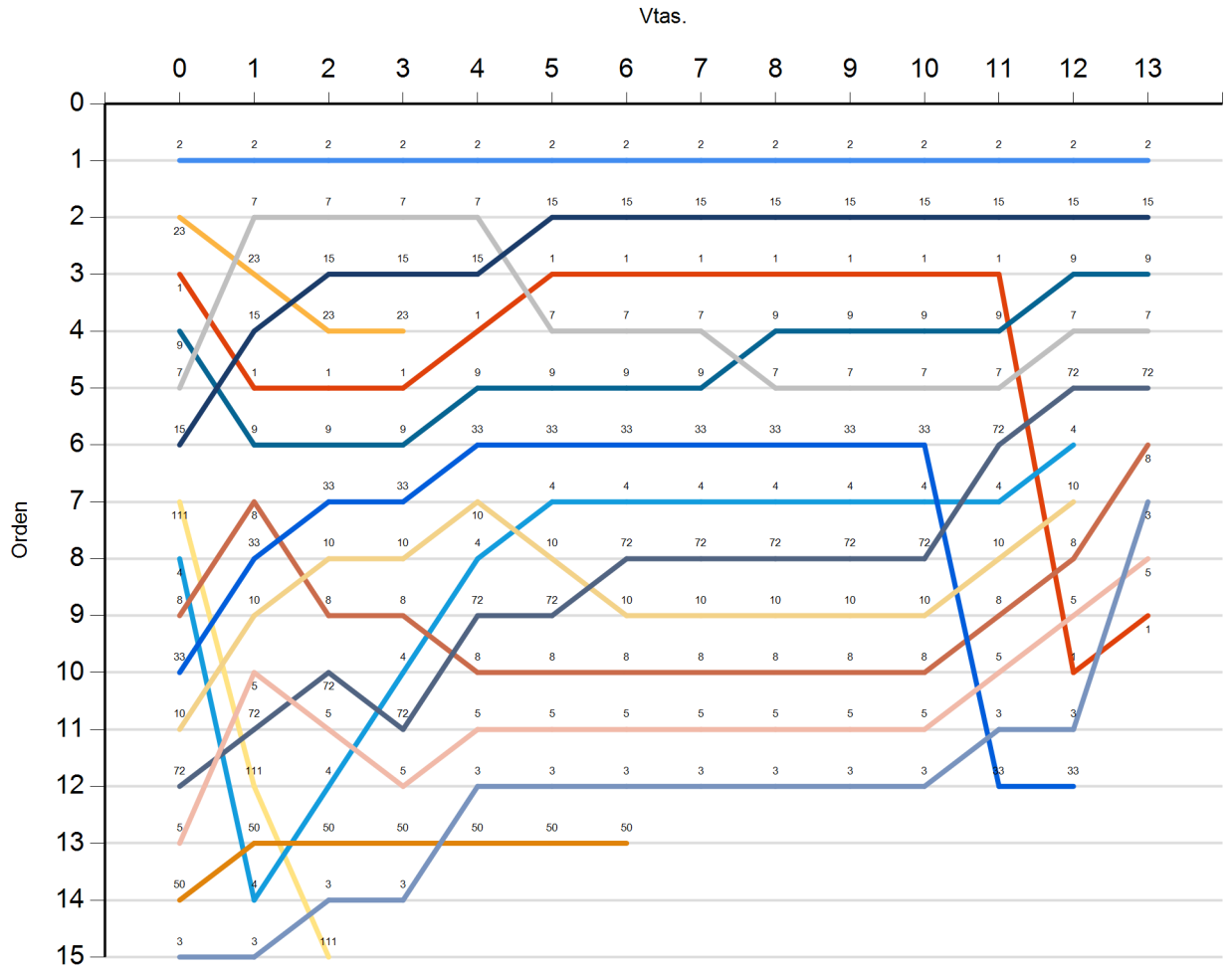


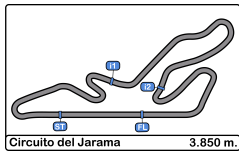


Circuito del Jarama
 Renault Clio Cup
 Carrera - 1
 Cuentavueltas Gráfico

RENAULT SPORT
CLIO CUP
 SPAIN

- 2
- 23
- 1
- 9
- 7
- 15
- 111
- 4
- 8
- 33
- 10
- 72
- 5
- 50
- 3

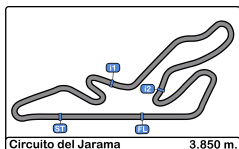




Circuito del Jarama
Renault Clio Cup
Carrera - 1
Tiempos Parada en Pit

RENAULT SPORT
CLIO CUP
SPAIN

Nº	Hora Día Entrada	Piloto	Nac	Equipo	Cat.	Tiempo Ent.	Stop Nº	Tiempo	Handicap	Penalización
50	9:33:56.757	Henk Van Zoest	ESP	SKUALO COMPETICION	A	8:17.379	1	21.602		
1	9:50:59.634	Alex Royo	ESP	MOTOR CLUB SABADELL		25:20.256	1	21.485		



Circuito del Jarama
Renault Clio Cup
Carrera - 1
Resultados Finales



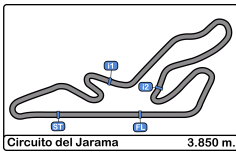
Cls	Nº	Piloto	Nac	Equipo	Cat.	Cls	Vtas.	Tiempo	Dif 1º	Intervalo	Km/h	V.R.	Tiempo	Km/h
1	2	Nicolas Milan	FRA	MILAN NICOLAS			13	26:52.019			111.7	13	1:51.899	123.8
2	15	David Pouget	FRA	DAVID POUGET			13	26:52.962	0.943	0.943	111.7	13	1:52.264	123.4
3	9	Marc De Fulgencio	ESP	MOTOR CLUB	JR	1	13	26:59.935	7.916	6.973	111.2	13	1:54.365	121.1
4	7	Luis González Martínez	ESP	MOTOR CLUB	J	1	13	27:04.255	12.236	4.320	110.9	3	1:55.530	119.9
5	72	Kévin Jiménez	FRA	DAVID POUGET	R	1	13	27:08.388	16.369	4.133	110.6	12	1:54.721	120.8
6	8	Marta Suria	ESP	SMC JUNIOR TEAMj	F	1	13	27:10.081	18.062	1.693	110.5	13	1:55.915	119.5
7	3	Joaquín Rodrigo	ESP	AUTOM. CLUB	A	1	13	27:26.069	34.050	15.988	109.4	11	1:59.409	116.0
8	5	Eduardo Gago	ESP	MOTOR CLUB			13	27:26.135	34.116	0.066	109.4	12	1:56.727	118.7
9	1	Alex Royo	ESP	MOTOR CLUB			13	27:33.985	41.966	7.850	108.9	7	1:52.265	123.4
10	4	James J. Ross	GBR	BOB ROSS RACING	JR	2	12	25:13.916	1 Lap	1 Lap	109.8	4	1:54.327	121.2
11	10	Antonio Aguado	ESP	VSR MOTORSPORT	JR	3	12	25:14.035	1 Lap	0.119	109.8	3	1:55.870	119.6
12	33	Guillaume Lafond	FRA	MILAN NICOLAS			12	25:52.011	1 Lap	37.976	107.1	7	1:53.430	122.1
No clasificados: (Requerimientos: 75% del número de vueltas del líder = 10 Vueltas)														
	50	Henk Van Zoest	ESP	SKUALO COMPETICION	A	2	6	12:33.789	7 Vtas.	6 Vtas.	110.3	6	1:58.747	116.7
	23	Jordi Palomeras	FRA	DAVID POUGET			3	5:49.731	10 Vtas.	3 Vtas.	118.8	3	1:53.665	121.9
	111	Mathieu Lannepoudenx	FRA	MILAN NICOLAS	R	2	2	4:18.359	11 Vtas.	1 Lap	107.2	1	2:07.744	108.4

Vuelta Rápida Nicolas Milan en 1:51.899 a 123.9 Km/h en la vuelta 13

Publicado a las:.....

Comisarios Deportivos:	Director de Carrera:	Cronometrador:
-------------------------------	-----------------------------	---------------------------





Circuito del Jarama
Renault Clio Cup
Carrera - 2
Parrilla de Salida

RENAULT SPORT
CLIO CUP
SPAIN

15	5	Eduardo Gago	1:49.017	.8.	1:48.945	Joaquín Rodrigo	3	14
13	50	Henk Van Zoest	1:48.941	.7.	1:48.465	Antonio Aguado	10	12
11	72	Kévin Jiménez	1:48.443	.6.	1:48.104	Guillaume Lafond	33	10
9	8	Marta Suria	1:47.608	.5.	1:47.539	David Pouget	15	8
7	111	Mathieu Lannepoudenx	1:47.429	.4.	1:47.393	James J. Ross	4	6
5	7	Luís González Martínez	1:47.079	.3.	1:46.969	Alex Royo	1	4
3	9	Marc De Fulgencio	1:46.961	.2.	1:46.816	Jordi Palomeras	23	2
1	2	Nicolas Milan	1:46.766	.1.				



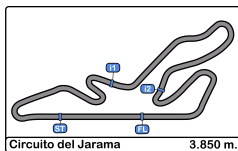
Pole

Publicado a las:.....

Comisarios Deportivos:

Cronometrador:





Circuito del Jarama
Renault Clio Cup
Carrera - 2
Resultados Provisionales



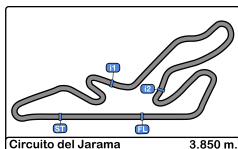
Cls	Nº	Piloto	Nac	Equipo	Cat.	Cls	Vtas.	Tiempo	Dif 1º	Intervalo	Km/h	V.R.	Tiempo	Km/h
1	2	Nicolas Milan	FRA	MILAN NICOLAS			15	28:51.096			120.0	4	1:51.565	124.2
2	15	David Pouget	FRA	DAVID POUGET			15	28:51.720	0.624	0.624	120.0	3	1:51.443	124.3
3	23	Jordi Palomeras	FRA	DAVID POUGET			15	29:00.662	9.566	8.942	119.4	4	1:51.979	123.7
4	72	Kévin Jiménez	FRA	DAVID POUGET	R	1	15	29:02.544	11.448	1.882	119.3	3	1:52.037	123.7
5	9	Marc De Fulgencio	ESP	MOTOR CLUB	JR	1	15	29:03.535	12.439	0.991	119.2	4	1:52.698	122.9
6	111	Mathieu Lannepoudenx	FRA	MILAN NICOLAS	R	2	15	29:23.270	32.174	19.735	117.9	3	1:52.582	123.1
7	4	James J. Ross	GBR	BOB ROSS RACING	JR	2	15	29:23.527	32.431	0.257	117.8	2	1:53.616	121.9
8	33	Guillaume Lafond	FRA	MILAN NICOLAS			15	29:37.101	46.005	13.574	116.9	3	1:54.777	120.7
9	1	Alex Royo	ESP	MOTOR CLUB			15	29:39.464	48.368	2.363	116.8	3	1:51.225	124.6
10	10	Antonio Aguado	ESP	VSR MOTORSPORT	JR	3	15	30:00.436	1:09.340	20.972	115.4	3	1:54.147	121.4
11	7	Luis González Martínez	ESP	MOTOR CLUB	J	1	15	30:36.374	1:45.278	35.938	113.2	2	1:52.630	123.0
12	3	Joaquín Rodrigo	ESP	AUTOM. CLUB	A	1	15	30:46.520	1:55.424	10.146	112.5	2	1:57.533	117.9
13	5	Eduardo Gago	ESP	MOTOR CLUB			14	29:13.831	1 Lap	1 Lap	110.6	3	1:54.500	121.0
No clasificados: (Requerimientos: 75% del número de vueltas del líder = 12 Vueltas)														
	50	Henk Van Zoest	ESP	SKUALO COMPETICION	A	2	2	4:06.488	13 Vtas.	12 Vtas.	112.4	1	2:00.459	115.0
	8	Marta Suria	ESP	SMC JUNIOR TEAMj	F	1								

Vuelta Rápida Alex Royo en 1:51.225 a 124.6 Km/h en la vuelta 3

Publicado a las:.....

Comisarios Deportivos:	Director de Carrera:	Cronometrador:
-------------------------------	-----------------------------	---------------------------





Circuito del Jarama
Renault Clio Cup
Carrera - 2



Resultados Provisionales por categoría

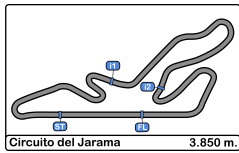
Cla	Nº	Piloto	Nac	Equipo	Cat.	Cls	Vtas.	Tiempo	Dif 1º	Intervalo	Km/h	V.R.	Tiempo	Km/h
1	2	Nicolas Milan	FRA	MILAN NICOLAS			15	28:51.096			120.0	4	1:51.565	124.2
2	15	David Pouget	FRA	DAVID POUGET			15	28:51.720	0.624	0.624	120.0	3	1:51.443	124.3
3	23	Jordi Palomeras	FRA	DAVID POUGET			15	29:00.662	9.566	8.942	119.4	4	1:51.979	123.7
4	33	Guillaume Lafond	FRA	MILAN NICOLAS			15	29:37.101	46.005	36.439	116.9	3	1:54.777	120.7
5	1	Alex Royo	ESP	MOTOR CLUB			15	29:39.464	48.368	2.363	116.8	3	1:51.225	124.6
6	5	Eduardo Gago	ESP	MOTOR CLUB			14	29:13.831	1 Lap	1 Lap	110.6	3	1:54.500	121.0
A														
1	3	Joaquín Rodrigo	ESP	AUTOM. CLUB	A	1	15	30:46.520			112.5	2	1:57.533	117.9
Not Cat.ified: (Requirements: 75% of number Vtas. of leader = 12 Vtas.)														
	50	Henk Van Zoest	ESP	SKUALO COMPETICION	A	2	2	4:06.488	13 Vtas.	13 Vtas.	112.4	1	2:00.459	115.0
F														
	8	Marta Suria	ESP	SMC JUNIOR TEAMj	F	1								
J														
1	7	Luis González Martínez	ESP	MOTOR CLUB	J	1	15	30:36.374			113.2	2	1:52.630	123.0
JR														
1	9	Marc De Fulgencio	ESP	MOTOR CLUB	JR	1	15	29:03.535			119.2	4	1:52.698	122.9
2	4	James J. Ross	GBR	BOB ROSS RACING	JR	2	15	29:23.527	32.431	19.992	117.8	2	1:53.616	121.9
3	10	Antonio Aguado	ESP	VSR MOTORSPORT	JR	3	15	30:00.436	1:09.340	36.909	115.4	3	1:54.147	121.4
Rookie														
1	72	Kévin Jiménez	FRA	DAVID POUGET	R	1	15	29:02.544			119.3	3	1:52.037	123.7
2	111	Mathieu Lannepoudenx	FRA	MILAN NICOLAS	R	2	15	29:23.270	32.174	20.726	117.9	3	1:52.582	123.1

Vuelta Rápida Alex Royo en 1:51.225 a 124.6 Km/h en la vuelta 3

Publicado a las:.....

Comisarios Deportivos:	Director de Carrera:	Cronometrador:
------------------------	----------------------	--------------------





Circuito del Jarama

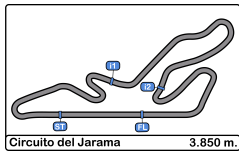
Renault Clio Cup

Carrera - 2

Clasificación Provisional por Vuelta Rápida de Piloto

RENAULT SPORT
CLIO CUP
SPAIN

Cls	Nº	Piloto	Nac	Equipo	Cat.	Cls	Vtas	V.R.	Tiempo	Dif 1º	Intervalo	Km/h
1	1	Alex Royo	ESP	MOTOR CLUB SABADELL			15	3	1:51.225			124.6
2	15	David Pouget	FRA	DAVID POUGET			15	3	1:51.443	0.218	0.218	124.3
3	2	Nicolas Milan	FRA	MILAN NICOLAS			15	4	1:51.565	0.340	0.122	124.2
4	23	Jordi Palomeras	FRA	DAVID POUGET			15	4	1:51.979	0.754	0.414	123.7
5	72	Kévin Jiménez	FRA	DAVID POUGET	R	1	15	3	1:52.037	0.812	0.058	123.7
6	11	Mathieu Lannepoudenx	FRA	MILAN NICOLAS	R	2	15	3	1:52.582	1.357	0.545	123.1
7	7	Luis González Martínez	ESP	MOTOR CLUB SABADELL	J	1	15	2	1:52.630	1.405	0.048	123.0
8	9	Marc De Fulgencio	ESP	MOTOR CLUB SABADELL	JR	1	15	4	1:52.698	1.473	0.068	122.9
9	4	James J. Ross	GBR	BOB ROSS RACING	JR	2	15	2	1:53.616	2.391	0.918	121.9
10	10	Antonio Aguado	ESP	VSR MOTORSPORT	JR	3	15	3	1:54.147	2.922	0.531	121.4
11	5	Eduardo Gago	ESP	MOTOR CLUB SABADELL			14	3	1:54.500	3.275	0.353	121.0
12	33	Guillaume Lafond	FRA	MILAN NICOLAS			15	3	1:54.777	3.552	0.277	120.7
13	3	Joaquín Rodrigo	ESP	AUTOM. CLUB ZARAGOZA	A	1	15	2	1:57.533	6.308	2.756	117.9
14	50	Henk Van Zoest	ESP	SKUALO COMPETICION	A	2	2	1	2:00.459	9.234	2.926	115.0



Circuito del Jarama

Renault Clio Cup

Carrera - 2

Distancia y Velocidad Media

RENAULT SPORT
CLIO CUP
SPAIN

Cls	Nº	Piloto	Nac	Equipo	Cat.	Cls	Vtas.	Distancia	Tiempo	Km/h
1	2	Nicolas Milan	FRA	MILAN NICOLAS			15	57.75	28:51.096	120.0
2	15	David Pouget	FRA	DAVID POUGET			15	57.75	28:51.720	120.0
3	23	Jordi Palomeras	FRA	DAVID POUGET			15	57.75	29:00.662	119.4
4	72	Kévin Jiménez	FRA	DAVID POUGET	R	1	15	57.75	29:02.544	119.3
5	9	Marc De Fulgencio	ESP	MOTOR CLUB SABADELL	JR	1	15	57.75	29:03.535	119.2
6	111	Mathieu Lannepoudenx	FRA	MILAN NICOLAS	R	2	15	57.75	29:23.270	117.9
7	4	James Jj. Ross	GBR	BOB ROSS RACING	JR	2	15	57.75	29:23.527	117.8
8	33	Guillaume Lafond	FRA	MILAN NICOLAS			15	57.75	29:37.101	116.9
9	1	Alex Royo	ESP	MOTOR CLUB SABADELL			15	57.75	29:39.464	116.8
10	10	Antonio Aguado	ESP	VSR MOTORSPORT	JR	3	15	57.75	30:00.436	115.4
11	7	Luis González Martínez	ESP	MOTOR CLUB SABADELL	J	1	15	57.75	30:36.374	113.2
12	3	Joaquín Rodrigo	ESP	AUTOM. CLUB ZARAGOZA	A	1	15	57.75	30:46.520	112.5
13	5	Eduardo Gago	ESP	MOTOR CLUB SABADELL			14	53.90	29:13.831	110.6
Not Cat.ified: (Requirements: 75% of number Vtas. of leader = 12 Vtas.)										
	50	Henk Van Zoest	ESP	SKUALO COMPETICION	A	2	2	07.70	4:06.488	112.4
	8	Marta Suria	ESP	SMC JUNIOR TEAMj	F	1				



Circuito del Jarama
Renault Clio Cup
Carrera - 2
Tiempos Por Vuelta



1 Alex Royo **4** James J. Ross JR

MOTOR CLUB SABADELL

BOB ROSS RACING

Vta. D	Tiempo	Sector 1	Sector 2	Sector 3	V.Max.	Tiempo Tot	Vta. D	Tiempo	Sector 1	Sector 2	Sector 3	V.Max.	Tiempo Tot
1	1:55.861	47.530	37.787	30.544	117.2	1:55.861	1	2:07.718	56.896	39.637	31.185	96.4	2:07.718
2	1:52.812	45.730	36.875	30.207	144.9	3:48.673	2	1:53.616	45.266	37.940	30.410	175.0	4:01.334
3	1:51.225	43.591	37.514	30.120	182.7	5:39.898	3	1:56.217	46.654	39.054	30.509	156.0	5:57.551
4	1:51.994	43.847	37.668	30.479	180.9	7:31.892	4	1:55.631	46.206	38.426	30.999	160.7	7:53.182
5	1:52.765	43.228	38.212	31.325	184.3	9:24.657	5	1:56.003	44.528	38.775	32.700	169.2	9:49.185
6	1:53.916	43.831	38.075	32.010	180.0	11:18.573	6	1:57.152	45.673	39.429	32.050	162.6	11:46.337
7	1:56.146	45.267	39.322	31.557	182.1	13:14.719	7	1:58.179	45.942	39.823	32.414	159.7	13:44.516
8	1:56.380	44.950	38.832	32.598	188.4	15:11.099	8	1:57.184	45.373	39.781	32.030	164.1	15:41.700
9	1:58.961	46.776	39.684	32.501	180.0	17:10.060	9	1:58.246	45.654	40.181	32.411	162.6	17:39.946
10	2:01.923	46.250	41.705	33.968	175.0	19:11.983	10	1:57.261	45.772	39.598	31.891	166.1	19:37.207
11	2:01.955	49.258	40.432	32.265	142.4	21:13.938	11	1:58.108	45.722	39.971	32.415	171.9	21:35.315
12	1:58.259	46.286	39.576	32.397	174.4	23:12.197	12	1:57.542	45.983	39.433	32.126	163.3	23:32.857
13	1:56.032	45.334	39.026	31.672	177.6	25:08.229	13	1:56.852	46.032	38.958	31.862	166.9	25:29.709
14	2:33.573	1:21.978	39.380	32.215	180.6	27:41.802	14	1:56.876	45.975	38.841	32.060	171.1	27:26.585
15	1:57.662	45.724	39.684	32.254	180.0	29:39.464	15	1:56.942	45.970	38.946	32.026	169.2	29:23.527

2 Nicolas Milan **5** Eduardo Gago

MILAN NICOLAS

MOTOR CLUB SABADELL

Vta. D	Tiempo	Sector 1	Sector 2	Sector 3	V.Max.	Tiempo Tot	Vta. D	Tiempo	Sector 1	Sector 2	Sector 3	V.Max.	Tiempo Tot
1	1:53.946	44.973	37.970	31.003	111.4	1:53.946	1	1:58.746	49.439	37.909	31.398	138.6	1:58.746
2	1:52.766	44.509	37.418	30.839	179.4	3:46.712	2	1:55.317	46.486	37.711	31.120	155.8	3:54.063
3	1:51.911	44.037	37.362	30.512	192.8	5:38.623	3	1:54.500	44.816	38.453	31.231	169.5	5:48.563
4	1:51.565	43.390	37.325	30.850	199.2	7:30.188	4	1:56.260	45.097	38.961	32.202	180.3	7:44.823
5	1:53.320	43.815	37.909	31.596	188.8	9:23.508	5	2:03.031	46.284	41.589	35.158	167.4	9:47.854
6	1:53.480	43.846	37.945	31.689	192.8	11:16.988	6	2:04.139	46.930	42.109	35.100	165.6	11:51.993
7	1:54.446	43.806	38.751	31.889	190.4	13:11.434	7	2:03.453	47.455	41.796	34.202	170.3	13:55.446
8	1:55.323	44.414	39.018	31.891	179.4	15:06.757	8	2:09.891 P	47.082	42.530	40.279	159.7	16:05.337
9	1:55.108	44.337	38.863	31.908	187.8	17:01.865	9	3:09.647	1:55.450	40.959	33.238	76.0	19:14.984
10	1:57.819	44.802	40.534	32.483	184.9	18:59.684	10	2:01.264	47.445	40.176	33.643	159.7	21:16.248
11	2:03.226	51.596	39.132	32.498	180.3	21:02.910	11	1:59.219	45.922	40.048	33.249	187.1	23:15.467
12	1:57.618	46.233	39.270	32.115	172.2	23:00.528	12	2:00.066	46.106	40.569	33.391	171.1	25:15.533
13	1:57.094	44.955	39.584	32.555	194.5	24:57.622	13	2:00.519	47.361	40.506	32.652	180.9	27:16.052
14	1:56.868	45.529	38.936	32.403	190.8	26:54.490	14	1:57.779	45.420	39.658	32.701	182.4	29:13.831
15	1:56.606	45.547	38.917	32.142	180.9	28:51.096							

3 Joaquín Rodrigo **7** A Luís González Martínez J

AUTOM. CLUB ZARAGOZA

MOTOR CLUB SABADELL

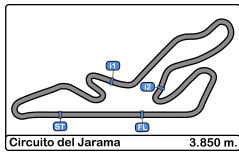
Vta. D	Tiempo	Sector 1	Sector 2	Sector 3	V.Max.	Tiempo Tot	Vta. D	Tiempo	Sector 1	Sector 2	Sector 3	V.Max.	Tiempo Tot
1	2:03.320	52.527	38.907	31.886	133.6	2:03.320	1	1:54.531	46.040	37.861	30.630	121.0	1:54.531
2	1:57.533	46.322	39.106	32.105	172.5	4:00.853	2	1:52.630	45.088	37.349	30.193	163.1	3:47.161
3	1:59.666	47.767	39.411	32.488	157.4	6:00.519	3	1:53.130	44.992	37.916	30.222	188.8	5:40.291
4	1:58.252	45.807	39.354	33.091	173.6	7:58.771	4	1:53.416	44.899	37.334	31.183	181.2	7:33.707
5	2:00.362	46.746	40.222	33.394	162.4	9:59.133	5	1:54.253	44.081	38.184	31.988	183.9	9:27.960
6	2:01.613	47.218	40.356	34.039	171.9	12:00.746	6	2:24.675	1:07.777	39.414	37.484	190.1	11:52.635
7	2:02.305	47.459	40.902	33.944	162.4	14:03.051	7	2:04.683 P	45.615	40.333	38.735	172.5	13:57.318
8	2:03.106	47.626	40.941	34.539	160.2	16:06.157	8	3:05.271	1:54.216	38.908	32.147	100.7	17:02.589
9	2:05.092	48.353	42.070	34.669	155.8	18:11.249	9	1:56.199	44.064	39.731	32.404	185.5	18:58.788
10	2:06.972	48.547	43.232	35.193	159.5	20:18.221	10	1:56.834	44.786	39.703	32.345	188.1	20:55.622
11	2:06.009	48.544	42.519	34.946	164.8	22:24.230	11	1:55.650	44.385	39.088	32.177	186.8	22:51.272
12	2:05.404	48.490	41.826	35.088	167.7	24:29.634	12	1:55.767	44.421	39.228	32.118	189.8	24:47.039
13	2:05.892	48.920	42.009	34.963	162.1	26:35.526	13	1:55.932	44.364	39.255	32.313	189.8	26:42.971
14	2:05.064	48.784	41.700	34.580	162.4	28:40.590	14	1:56.800	44.318	39.183	33.299	189.1	28:39.771
15	2:05.930	47.904	42.597	35.429	167.4	30:46.520	15	1:56.603	44.677	39.417	32.509	188.1	30:36.374

8 Marta Suria F

SMC JUNIOR TEAMJ

Vta. D	Tiempo	Sector 1	Sector 2	Sector 3	V.Max.	Tiempo Tot
--------	--------	----------	----------	----------	--------	------------





Circuito del Jarama
Renault Clio Cup
Carrera - 2
Tiempos Por Vuelta



9

Marc De Fulgencio

JR 23

Jordi Palomeras

MOTOR CLUB SABADELL

DAVID POUGET

Vta. D	Tiempo	Sector 1	Sector 2	Sector 3	V.Max.	Tiempo Tot	Vta. D	Tiempo	Sector 1	Sector 2	Sector 3	V.Max.	Tiempo Tot
1	1:54.755	46.293	37.882	30.580	114.8	1:54.755	1	1:54.230	45.545	37.966	30.719	113.2	1:54.230
2	1:52.899	45.497	37.177	30.225	149.7	3:47.654	2	1:52.677	44.737	37.460	30.480	173.6	3:46.907
3	1:53.515	45.323	37.946	30.246	179.7	5:41.169	3	1:52.001	44.348	37.237	30.416	189.8	5:38.908
4	1:52.698	44.461	37.633	30.604	182.7	7:33.867	4	1:51.979	43.292	37.636	31.051	191.8	7:30.887
5	1:54.288	44.191	38.129	31.968	182.7	9:28.155	5	1:53.106	43.706	37.986	31.414	186.2	9:23.993
6	1:55.609	44.117	38.776	32.716	193.8	11:23.764	6	1:53.881	43.687	38.281	31.913	187.8	11:17.874
7	1:56.150	44.464	39.592	32.094	190.4	13:19.914	7	1:56.583	45.485	39.420	31.678	183.3	13:14.457
8	1:56.064	44.784	39.149	32.131	180.9	15:15.978	8	1:57.007	44.932	38.968	33.107	187.1	15:11.464
9	1:56.662	44.884	39.083	32.695	177.0	17:12.640	9	1:55.617	44.450	38.988	32.179	176.4	17:07.081
10	1:59.550	45.170	40.683	33.697	174.1	19:12.190	10	1:56.597	45.104	39.281	32.212	182.7	19:03.678
11	1:58.395	45.647	40.144	32.604	177.9	21:10.585	11	1:58.809	46.496	39.839	32.474	173.3	21:02.487
12	1:58.179	45.709	40.057	32.413	178.8	23:08.764	12	1:58.573	46.719	39.702	32.152	167.1	23:01.060
13	1:58.494	46.127	39.905	32.462	175.6	25:07.258	13	2:01.394	49.066	39.597	32.731	182.7	25:02.454
14	1:58.514	46.009	39.861	32.644	182.4	27:05.772	14	1:58.975	46.653	39.381	32.941	171.7	27:01.429
15	1:57.763	45.946	39.520	32.297	177.3	29:03.535	15	1:59.233	46.543	39.498	33.192	166.4	29:00.662

10

Antonio Aguado

JR 33

Guillaume Lafond

VSR MOTORSPORT

MILAN NICOLAS

Vta. D	Tiempo	Sector 1	Sector 2	Sector 3	V.Max.	Tiempo Tot	Vta. D	Tiempo	Sector 1	Sector 2	Sector 3	V.Max.	Tiempo Tot
1	2:00.609	49.943	38.765	31.901	133.0	2:00.609	1	1:57.808	48.401	38.218	31.189	131.3	1:57.808
2	1:57.990	48.152	38.342	31.496	147.7	3:58.599	2	1:55.394	46.222	37.759	31.413	146.9	3:53.202
3	1:54.147	45.027	38.012	31.108	171.1	5:52.746	3	1:54.777	44.825	38.321	31.631	167.4	5:47.979
4	1:54.331	44.078	38.519	31.734	170.8	7:47.077	4	1:55.482	44.547	38.709	32.226	175.0	7:43.461
5	1:56.978	44.419	39.397	33.162	178.5	9:44.055	5	1:55.455	44.579	38.942	31.934	178.8	9:38.916
6	1:57.909	45.621	39.469	32.819	166.9	11:41.964	6	1:56.890	45.043	39.033	32.814	181.8	11:35.806
7	1:59.093	45.663	40.344	33.086	172.5	13:41.057	7	1:55.500	44.531	39.080	31.889	181.2	13:31.306
8	1:58.431	45.824	39.641	32.966	171.4	15:39.488	8	1:56.131	44.401	39.192	32.538	187.8	15:27.437
9	1:59.901	46.860	40.400	32.641	161.1	17:39.389	9	2:06.459	52.392	40.673	33.394	192.8	17:33.896
10	2:00.777	46.099	41.153	33.525	174.1	19:40.166	10	1:58.813	46.388	39.515	32.910	165.6	19:32.709
11	2:01.349	47.419	40.555	33.375	171.4	21:41.515	11	2:06.981	54.022	39.983	32.976	178.8	21:39.690
12	2:00.038	46.426	40.218	33.394	177.3	23:41.553	12	1:59.081	46.182	39.838	33.061	180.3	23:38.771
13	2:08.409	52.644	41.344	34.421	178.8	25:49.962	13	2:00.248	46.866	40.049	33.333	176.4	25:39.019
14	2:03.985	47.986	41.866	34.133	163.3	27:53.947	14	2:00.060	46.803	40.334	32.923	170.0	27:39.079
15	2:06.489	48.577	42.001	35.911	157.6	30:00.436	15	1:58.022	46.218	39.183	32.621	168.2	29:37.101

15

David Pouget

50

Henk Van Zoest

A

DAVID POUGET

SKUALO COMPETICION

Vta. D	Tiempo	Sector 1	Sector 2	Sector 3	V.Max.	Tiempo Tot	Vta. D	Tiempo	Sector 1	Sector 2	Sector 3	V.Max.	Tiempo Tot
1	1:56.161	46.956	38.680	30.525	126.9	1:56.161	1	2:00.459	48.893	39.453	32.113	135.1	2:00.459
2	1:53.036	45.944	36.952	30.140	146.7	3:49.197	2	2:06.029 P	46.673	39.493	39.863	154.2	4:06.488
3	1:51.443	43.776	37.322	30.345	185.8	5:40.640							
4	1:51.952	44.015	37.295	30.642	182.1	7:32.592							
5	1:52.402	43.500	37.783	31.119	184.3	9:24.994							
6	1:54.570	44.079	37.991	32.500	181.5	11:19.564							
7	1:55.732	43.958	39.973	31.801	183.6	13:15.296							
8	1:56.493	44.693	39.090	32.710	183.3	15:11.789							
9	1:58.539	46.334	40.327	31.878	172.5	17:10.328							
10	1:56.554	45.483	39.091	31.980	174.7	19:06.882							
11	1:56.250	45.523	38.723	32.004	184.6	21:03.132							
12	1:58.269	46.550	39.619	32.100	172.8	23:01.401							
13	1:58.706	47.415	39.172	32.119	175.0	25:00.107							
14	1:56.299	45.444	38.928	31.927	178.8	26:56.406							
15	1:55.314	45.192	38.282	31.840	178.2	28:51.720							





Circuito del Jarama
Renault Clio Cup
Carrera - 2
Tiempos Por Vuelta



72

Kévin Jiménez

R

DAVID POUGET

Vta.	D	Tiempo	Sector 1	Sector 2	Sector 3	V.Max.	Tiempo Tot
1		1:57.198	48.163	37.794	31.241	132.5	1:57.198
2		1:53.611	45.854	37.124	30.633	152.1	3:50.809
3		1:52.037	43.757	37.626	30.654	181.5	5:42.846
4		1:52.367	43.862	37.602	30.903	189.1	7:35.213
5		1:53.531	43.673	37.776	32.082	188.1	9:28.744
6		1:54.821	44.051	38.339	32.431	190.4	11:23.565
7		1:54.224	43.596	38.621	32.007	189.8	13:17.789
8		1:54.768	44.303	38.525	31.940	187.5	15:12.557
9		1:57.637	45.607	39.976	32.054	180.0	17:10.194
10		2:01.827	44.982	43.702	33.143	182.7	19:12.021
11		1:57.795	45.174	39.728	32.893	196.7	21:09.816
12		1:56.884	45.235	39.243	32.406	187.5	23:06.700
13		2:00.334	47.793	39.708	32.833	184.3	25:07.034
14		1:57.485	45.462	39.364	32.659	194.2	27:04.519
15		1:58.025	45.835	39.465	32.725	179.7	29:02.544

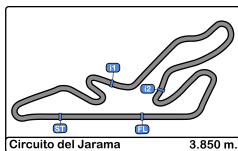
111

Mathieu Lannepoudenx

R

MILAN NICOLAS

Vta.	D	Tiempo	Sector 1	Sector 2	Sector 3	V.Max.	Tiempo Tot
1		1:55.738	46.511	38.545	30.682	124.4	1:55.738
2		1:54.138	45.703	38.062	30.373	151.0	3:49.876
3		1:52.582	43.982	37.984	30.616	182.7	5:42.458
4		1:54.131	43.871	38.433	31.827	184.6	7:36.589
5		1:57.466	45.282	39.817	32.367	183.3	9:34.055
6		1:58.376	45.363	39.688	33.325	182.7	11:32.431
7		1:57.317	45.192	39.660	32.465	175.6	13:29.748
8		1:57.338	45.095	39.829	32.414	175.6	15:27.086
9		1:59.916	47.059	40.136	32.721	186.5	17:27.002
10		1:59.139	45.862	40.363	32.914	173.6	19:26.141
11		1:59.269	45.794	40.453	33.022	173.0	21:25.410
12		1:59.972	46.237	40.650	33.085	171.9	23:25.382
13		2:00.148	46.212	40.797	33.139	172.8	25:25.530
14		1:59.735	46.330	40.433	32.972	174.7	27:25.265
15		1:58.005	45.899	39.647	32.459	174.7	29:23.270

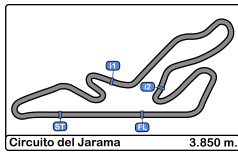


Circuito del Jarama
Renault Clio Cup
Carrera - 2
Análisis



Num	Tiempo V	Dif 1º	Num	Tiempo V	Dif 1º	Num	Tiempo V	Dif 1º	Num	Tiempo V	Dif 1º	Num	Tiempo V	Dif 1º
Vta 1			72	1:52.037	04.223	1	1:53.916	01.585	Vta 9			33	2:06.981	37.203
2	1:53.946		33	1:54.777	09.356	15	1:54.570	02.576	2	1:55.108		10	2:01.349	39.028
23	1:54.230	00.284	5	1:54.500	09.940	72	1:54.821	06.577	7	3:05.271	1 Lap	3	2:06.009	1:21.743
7	1:54.531	00.585	10	1:54.147	14.123	9	1:55.609	06.776	23	1:55.617	05.216	7	1:55.650	1:48.785
9	1:54.755	00.809	4	1:56.217	18.928	111	1:58.376	15.443	1	1:58.961	08.195	Num Tiempo V Dif 1º		
111	1:55.738	01.792	3	1:59.666	21.896	33	1:56.890	18.818	72	1:57.637	08.329	Vta 12		
1	1:55.861	01.915	Num Tiempo V Dif 1º			10	1:57.909	24.976	15	1:58.539	08.463	2	1:57.618	
15	1:56.161	02.215	Vta 4			4	1:57.152	29.349	9	1:56.662	10.775	23	1:58.573	00.532
72	1:57.198	03.252	2	1:51.565		5	2:04.139	35.005	111	1:59.916	25.137	15	1:58.269	00.873
33	1:57.808	03.862	23	1:51.979	00.699	7	2:24.675	35.647	33	2:06.459	32.031	72	1:56.884	06.172
5	1:58.746	04.800	1	1:51.994	01.704	3	2:01.613	43.758	10	1:59.901	37.524	9	1:58.179	08.236
50	2:00.459	06.513	15	1:51.952	02.404	Num Tiempo V Dif 1º			4	1:58.246	38.081	1	1:58.259	11.669
10	2:00.609	06.663	7	1:53.416	03.519	Vta 7			3	2:05.092	1:09.384	5	1:59.219	1 Lap
3	2:03.320	09.374	9	1:52.698	03.679	2	1:54.446		7	1:56.199	1:56.923	111	1:59.972	24.854
4	2:07.718	13.772	72	1:52.367	05.025	23	1:56.583	03.023	Num Tiempo V Dif 1º			4	1:57.542	32.329
Num Tiempo V Dif 1º			111	1:54.131	06.401	1	1:56.146	03.285	Vta 10			33	1:59.081	38.243
Vta 2			33	1:55.482	13.273	15	1:55.732	03.862	2	1:57.819		10	2:00.038	41.025
2	1:52.766		5	1:56.260	14.635	72	1:54.224	06.355	23	1:56.597	03.994	3	2:05.404	1:29.106
23	1:52.677	00.195	10	1:54.331	16.889	9	1:56.150	08.480	15	1:56.554	07.198	7	1:55.767	1:46.511
7	1:52.630	00.449	4	1:55.631	22.994	111	1:57.317	18.314	1	2:01.923	12.299	Num Tiempo V Dif 1º		
9	1:52.899	00.942	3	1:58.252	28.583	33	1:55.500	19.872	72	2:01.827	12.337	Vta 13		
1	1:52.812	01.961	Num Tiempo V Dif 1º			10	1:59.093	29.623	9	1:59.550	12.506	2	1:57.094	
15	1:53.036	02.485	Vta 5			4	1:58.179	33.082	5	3:09.647	1 Lap	15	1:58.706	02.485
111	1:54.138	03.164	2	1:53.320		5	2:03.453	44.012	111	1:59.139	26.457	23	2:01.394	04.832
72	1:53.611	04.097	23	1:53.106	00.485	7	2:04.683	45.884	33	1:58.813	33.025	72	2:00.334	09.412
33	1:55.394	06.490	1	1:52.765	01.149	3	2:02.305	51.617	4	1:57.261	37.523	9	1:58.494	09.636
5	1:55.317	07.351	15	1:52.402	01.486	Num Tiempo V Dif 1º			10	2:00.777	40.482	1	1:56.032	10.607
10	1:57.990	11.887	7	1:54.253	04.452	Vta 8			3	2:06.972	1:18.537	5	2:00.066	1 Lap
3	1:57.533	14.141	9	1:54.288	04.647	2	1:55.323		7	1:56.834	1:55.938	111	2:00.148	27.908
4	1:53.616	14.622	72	1:53.531	05.236	1	1:56.380	04.342	Num Tiempo V Dif 1º			4	1:56.852	32.087
50	2:06.029	19.776	111	1:57.466	10.547	23	1:57.007	04.707	Vta 11			33	2:00.248	41.397
Num Tiempo V Dif 1º			33	1:55.455	15.408	15	1:56.493	05.032	23	1:58.809		10	2:08.409	52.340
Vta 3			10	1:56.978	20.547	72	1:54.768	05.800	2	2:03.226	00.423	3	2:05.892	1:37.904
2	1:51.911		5	2:03.031	24.346	9	1:56.064	09.221	15	1:56.250	00.645	7	1:55.932	1:45.349
23	1:52.001	00.285	4	1:56.003	25.677	111	1:57.338	20.329	72	1:57.795	07.329	Num Tiempo V Dif 1º		
1	1:51.225	01.275	3	2:00.362	35.625	33	1:56.131	20.680	9	1:58.395	08.098	Vta 14		
7	1:53.130	01.668	Num Tiempo V Dif 1º			10	1:58.431	32.731	1	2:01.955	11.451	2	1:56.868	
15	1:51.443	02.017	Vta 6			4	1:57.184	34.943	5	2:01.264	1 Lap	15	1:56.299	01.916
9	1:53.515	02.546	2	1:53.480		5	2:09.891	58.580	111	1:59.269	22.923	23	1:58.975	06.939
111	1:52.582	03.835	23	1:53.881	00.886	3	2:03.106	59.400	4	1:58.108	32.828	72	1:57.485	10.029





Circuito del Jarama

Renault Clio Cup

Carrera - 2

Análisis

RENAULT SPORT
CLIO CUP
SPAIN

Num	Tiempo V	Dif 1º
-----	----------	--------

9	1:58.514	11.282
---	----------	--------

5	2:00.519	1 Lap
----------	----------	-------

111	1:59.735	30.775
-----	----------	--------

4	1:56.876	32.095
---	----------	--------

33	2:00.060	44.589
----	----------	--------

1	2:33.573	47.312
---	----------	--------

10	2:03.985	59.457
----	----------	--------

7	1:56.800	1:45.281
---	----------	----------

3	2:05.064	1:46.100
---	----------	----------

Num	Tiempo V	Dif 1º
-----	----------	--------

Vta 15

2	1:56.606	
---	----------	--

15	1:55.314	00.624
----	----------	--------

23	1:59.233	09.566
----	----------	--------

72	1:58.025	11.448
----	----------	--------

9	1:57.763	12.439
---	----------	--------

5	1:57.779	1 Lap
----------	----------	-------

111	1:58.005	32.174
-----	----------	--------

4	1:56.942	32.431
---	----------	--------

33	1:58.022	46.005
----	----------	--------

1	1:57.662	48.368
---	----------	--------

10	2:06.489	1:09.340
----	----------	----------

7	1:56.603	1:45.278
---	----------	----------

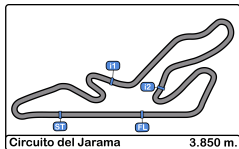
3	2:05.930	1:55.424
---	----------	----------



Circuito del Jarama
Renault Clio Cup
Carrera - 2
Mejores Sectores



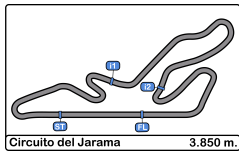
Sector - 1				Sector - 2				Sector - 3				Vta. Ideal vs Vta. Rapida				
Clas	Nº	Piloto	Tiempo	Nº	Piloto	Tiempo	Nº	Piloto	Tiempo	Clas	Nº	Piloto	Vta. Ideal	V.R.	Clas	
1	1	Alex Royo	43.228	1	Alex Royo	36.875	1	Alex Royo	30.120	1	1	Alex Royo	1:50.223	1:51.225	1	
2	23	Jordi Palomeras	43.292	15	David Pouget	36.952	15	David Pouget	30.140	2	15	David Pouget	1:50.592	1:51.443	2	
3	2	Nicolas Milan	43.390	72	Kévin Jiménez	37.124	7	Luis González Martínez	30.193	3	23	Jordi Palomeras	1:50.945	1:51.979	4	
4	15	David Pouget	43.500	9	Marc De Fulgencio	37.177	9	Marc De Fulgencio	30.225	4	2	Nicolas Milan	1:51.227	1:51.565	3	
5	72	Kévin Jiménez	43.596	23	Jordi Palomeras	37.237	111	Mathieu Lannepoude	30.373	5	72	Kévin Jiménez	1:51.353	1:52.037	5	
6	11	Mathieu Lannepoude	43.871	2	Nicolas Milan	37.325	4	James J. Ross	30.410	6	9	Marc De Fulgencio	1:51.519	1:52.698	8	
7	7	Luis González Martínez	44.064	7	Luis González Martínez	37.334	23	Jordi Palomeras	30.416	7	7	Luis González Martínez	1:51.591	1:52.630	7	
8	10	Antonio Aguado	44.078	5	Eduardo Gago	37.711	2	Nicolas Milan	30.512	8	111	Mathieu Lannepoude	1:52.228	1:52.582	6	
9	9	Marc De Fulgencio	44.117	33	Guillaume Lafond	37.759	72	Kévin Jiménez	30.633	9	4	James J. Ross	1:52.878	1:53.616	9	
10	33	Guillaume Lafond	44.401	4	James J. Ross	37.940	10	Antonio Aguado	31.108	10	10	Antonio Aguado	1:53.198	1:54.147	10	
11	4	James J. Ross	44.528	111	Mathieu Lannepoude	37.984	5	Eduardo Gago	31.120	11	33	Guillaume Lafond	1:53.349	1:54.777	12	
12	5	Eduardo Gago	44.816	10	Antonio Aguado	38.012	33	Guillaume Lafond	31.189	12	5	Eduardo Gago	1:53.647	1:54.500	11	
13	3	Joaquín Rodrigo	45.807	3	Joaquín Rodrigo	38.907	3	Joaquín Rodrigo	31.886	13	3	Joaquín Rodrigo	1:56.600	1:57.533	13	
14	50	Henk Van Zoest	46.673	50	Henk Van Zoest	39.453	50	Henk Van Zoest	32.113	14	50	Henk Van Zoest	1:58.239	2:00.459	14	
15	8	Marta Suria	Transpo	8	Marta Suria	Transpo	8	Marta Suria	Transpo	15	8	Marta Suria	Transpo	Transpo	15	



Circuito del Jarama
Renault Clio Cup
Carrera - 2
Secuencia Lider

RENAULT SPORT
CLIO CUP
SPAIN

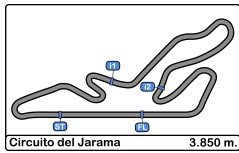
Nº	Piloto	Nac	Equipo	Cat.	Vta. Inicio	Vta. Fin	Vtas.	Total Vtas.
2	Nicolas Milan	FRA	MILAN NICOLAS		1	10	10	10
23	Jordi Palomeras	FRA	DAVID POUGET		11	11	1	1
2	Nicolas Milan	FRA	MILAN NICOLAS		12	15	4	14



Circuito del Jarama
Renault Clio Cup
Carrera - 2
5 Mejores Tiempos



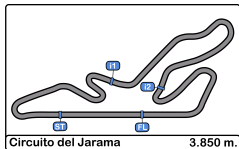
Cls	Nº	Piloto	Nac	Equipo	Cat.	V.R. 1		V.R. 2		V.R. 3		V.R. 4		V.R. 5	
						Tiempo	V.R.	Tiempo	V.R.	Tiempo	V.R.	Tiempo	V.R.	Tiempo	V.R.
1	1	Alex Royo	ESP	MOTOR CLUB		1:51.225	3	1:51.994	4	1:52.765	5	1:52.812	2	1:53.916	6
2	15	David Pouget	FRA	DAVID POUG		1:51.443	3	1:51.952	4	1:52.402	5	1:53.036	2	1:54.570	6
3	2	Nicolas Milan	FRA	MILAN NICOL		1:51.565	4	1:51.911	3	1:52.766	2	1:53.320	5	1:53.480	6
4	23	Jordi Palomeras	FRA	DAVID POUG		1:51.979	4	1:52.001	3	1:52.677	2	1:53.106	5	1:53.881	6
5	72	Kévin Jiménez	FRA	DAVID POUG	R	1:52.037	3	1:52.367	4	1:53.531	5	1:53.611	2	1:54.224	7
6	11	Mathieu Lannepoudenx	FRA	MILAN NICOL	R	1:52.582	3	1:54.131	4	1:54.138	2	1:55.738	1	1:57.317	7
7	7	Luís González Martínez	ESP	MOTOR CLUB	J	1:52.630	2	1:53.130	3	1:53.416	4	1:54.253	5	1:54.531	1
8	9	Marc De Fulgencio	ESP	MOTOR CLUB	JR	1:52.698	4	1:52.899	2	1:53.515	3	1:54.288	5	1:54.755	1
9	4	James J. Ross	GBR	BOB ROSS R	JR	1:53.616	2	1:55.631	4	1:56.003	5	1:56.217	3	1:56.852	13
10	10	Antonio Aguado	ESP	VSR MOTORS	JR	1:54.147	3	1:54.331	4	1:56.978	5	1:57.909	6	1:57.990	2
11	5	Eduardo Gago	ESP	MOTOR CLUB		1:54.500	3	1:55.317	2	1:56.260	4	1:57.779	14	1:58.746	1
12	33	Guillaume Lafond	FRA	MILAN NICOL		1:54.777	3	1:55.394	2	1:55.455	5	1:55.482	4	1:55.500	7
13	3	Joaquín Rodrigo	ESP	AUTOM. CLUB	A	1:57.533	2	1:58.252	4	1:59.666	3	2:00.362	5	2:01.613	6
14	50	Henk Van Zoest	ESP	SKUALO COM	A	2:00.459	1	2:06.029	2						
15	8	Marta Suria	ESP	SMC JUNIOR	F										



Circuito del Jarama
Renault Clio Cup
Carrera - 2
5 Mejores Velocidades



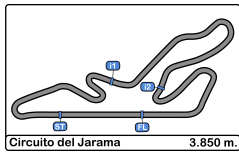
Cls	Nº	Piloto	Nac	Equipo	Cat.	V.Max 1		V.Max 2		V.Max 3		V.Max 4		V.Max 5		Media
						Km/h	Vta.	Km/h	Vta.	Km/h	Vta.	Km/h	Vta.	Km/h	Vta.	
1	2	Nicolas Milan	FRA	MILAN NICOL		199.2	4	194.5	13	192.8	3	192.8	6	190.8	14	194.0
2	72	Kévin Jiménez	FRA	DAVID POUG	R	196.7	11	194.2	14	190.4	6	189.8	7	189.1	4	192.0
3	9	Marc De Fulgencio	ESP	MOTOR CLUB	JR	193.8	6	190.4	7	182.7	4	182.7	5	182.4	14	186.4
4	33	Guillaume Lafond	FRA	MILAN NICOL		192.8	9	187.8	8	181.8	6	181.2	7	180.3	12	184.8
5	23	Jordi Palomeras	FRA	DAVID POUG		191.8	4	189.8	3	187.8	6	187.1	8	186.2	5	188.5
6	7	Luis González Martínez	ESP	MOTOR CLUB	J	190.1	6	189.8	12	189.8	13	189.1	14	188.8	3	189.5
7	1	Alex Royo	ESP	MOTOR CLUB		188.4	8	184.3	5	182.7	3	182.1	7	180.9	4	183.7
8	5	Eduardo Gago	ESP	MOTOR CLUB		187.1	11	182.4	14	180.9	13	180.3	4	171.1	12	180.3
9	11	Mathieu Lannepoudenx	FRA	MILAN NICOL	R	186.5	9	184.6	4	183.3	5	182.7	3	182.7	6	183.9
10	15	David Pouget	FRA	DAVID POUG		185.8	3	184.6	11	184.3	5	183.6	7	183.3	8	184.3
11	10	Antonio Aguado	ESP	VSR MOTORS	JR	178.8	13	178.5	5	177.3	12	174.1	10	172.5	7	176.2
12	4	James J. Ross	GBR	BOB ROSS	R JR	175.0	2	171.9	11	171.1	14	169.2	5	169.2	15	171.3
13	3	Joaquín Rodrigo	ESP	AUTOM. CLUB	A	173.6	4	172.5	2	171.9	6	167.7	12	167.4	15	170.6
14	50	Henk Van Zoest	ESP	SKUALO COM	A	154.2	2	135.1	1							144.7
15	8	Marta Suria	ESP	SMC JUNIOR	F	129.1	1									129.1



Circuito del Jarama
Renault Clio Cup
Carrera - 2
Secuencia Vueltas Rápidas

RENAULT SPORT
CLIO CUP
SPAIN

Vta.	Hora Día	Tiempo Sesión	Nº	Piloto	Nac	Equipo	Cat.	Tiempo	Km/h
2	18:11:48.593	2:03:46.593	2	Nicolas Milan	FRA	MILAN NICOLAS		1:52.766	122.9
2	18:11:48.788	2:03:46.788	23	Jordi Palomeras	FRA	DAVID POUGET		1:52.677	123.0
2	18:11:49.042	2:03:47.042	7	Luis González Martínez	ESP	MOTOR CLUB SABADELL	J	1:52.630	123.0
3	18:13:40.504	2:05:38.504	2	Nicolas Milan	FRA	MILAN NICOLAS		1:51.911	123.8
3	18:13:41.779	2:05:39.779	1	Alex Royo	ESP	MOTOR CLUB SABADELL		1:51.225	124.6



Circuito del Jarama

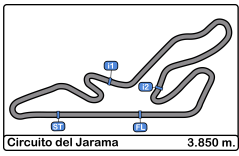
Renault Clio Cup

Carrera - 2

Mejor Maxima Velocidad del Evento

RENAULT SPORT
CLIO CUP
SPAIN

Nº	Piloto	Nac	Equipo	Cat.	Km/h	Sesión
7	Luis González Martínez	ESP	MOTOR CLUB SABADELL	J	214.2	Entrenamiento libre - 2
1	Alex Royo	ESP	MOTOR CLUB SABADELL		212.1	Entrenamiento libre - 2
33	Guillaume Lafond	FRA	MILAN NICOLAS		211.7	Entrenamiento libre - 2
2	Nicolas Milan	FRA	MILAN NICOLAS		211.3	Entrenamiento libre - 2
23	Jordi Palomeras	FRA	DAVID POUGET		211.3	Entrenam. Calificativo
111	Mathieu Lannepoudenx	FRA	MILAN NICOLAS	R	210.5	Entrenam. Calificativo
9	Marc De Fulgencio	ESP	MOTOR CLUB SABADELL	JR	210.1	Entrenamiento libre - 1
10	Antonio Aguado	ESP	VSR MOTORSPORT	JR	209.7	Entrenamiento libre - 1
72	Kévin Jiménez	FRA	DAVID POUGET	R	209.7	Entrenamiento libre - 2
50	Henk Van Zoest	ESP	SKUALO COMPETICION	A	208.8	Entrenam. Calificativo
4	James J. Ross	GBR	BOB ROSS RACING	JR	208.4	Entrenamiento libre - 1
15	David Pouget	FRA	DAVID POUGET		208.4	Entrenam. Calificativo
8	Marta Suria	ESP	SMC JUNIOR TEAMj	F	208.0	Entrenamiento libre - 1
5	Eduardo Gago	ESP	MOTOR CLUB SABADELL		207.2	Entrenamiento libre - 2
3	Joaquín Rodrigo	ESP	AUTOM. CLUB ZARAGOZA	A	206.5	Entrenam. Calificativo



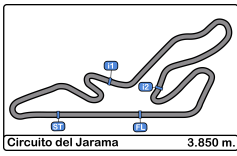
Circuito del Jarama
Renault Clio Cup
Carrera - 2
Cuentavueltas



VTA

Nr	Pos	Grid	1	2	3	4	5	6	7	8	9	10	11	12	13	14	15
2	1	2	2	2	2	2	2	2	2	2	2	2	23	2	2	2	2
23	2	23	23	23	23	23	23	23	23	1	23	23	2	23	15	15	15
9	3	9	7	7	1	1	1	1	1	23	1	15	15	15	23	23	23
1	4	1	9	9	7	15	15	15	15	15	72	1	72	72	72	72	72
7	5	7	111	1	15	7	7	72	72	72	15	72	9	9	9	9	9
4	6	4	1	15	9	9	9	9	9	9	9	9	1	1	1	111	111
111	7	111	15	111	111	72	72	111	111	111	111	111	111	111	111	4	4
15	8	15	72	72	72	111	111	33	33	33	33	33	4	4	4	33	33
8	9	8	33	33	33	33	33	10	10	10	10	4	33	33	33	1	1
33	10	33	5	5	5	5	10	4	4	4	4	10	10	10	10	10	10
72	11	72	50	10	10	10	5	5	5	5	3	3	3	3	3	7	7
10	12	10	10	3	4	4	4	7	7	3	7	7	7	7	7	3	3
50	13	50	3	4	3	3	3	3	3	7	5	5	5	5	5	5	5
3	14	3	4	50													
5	15	5															

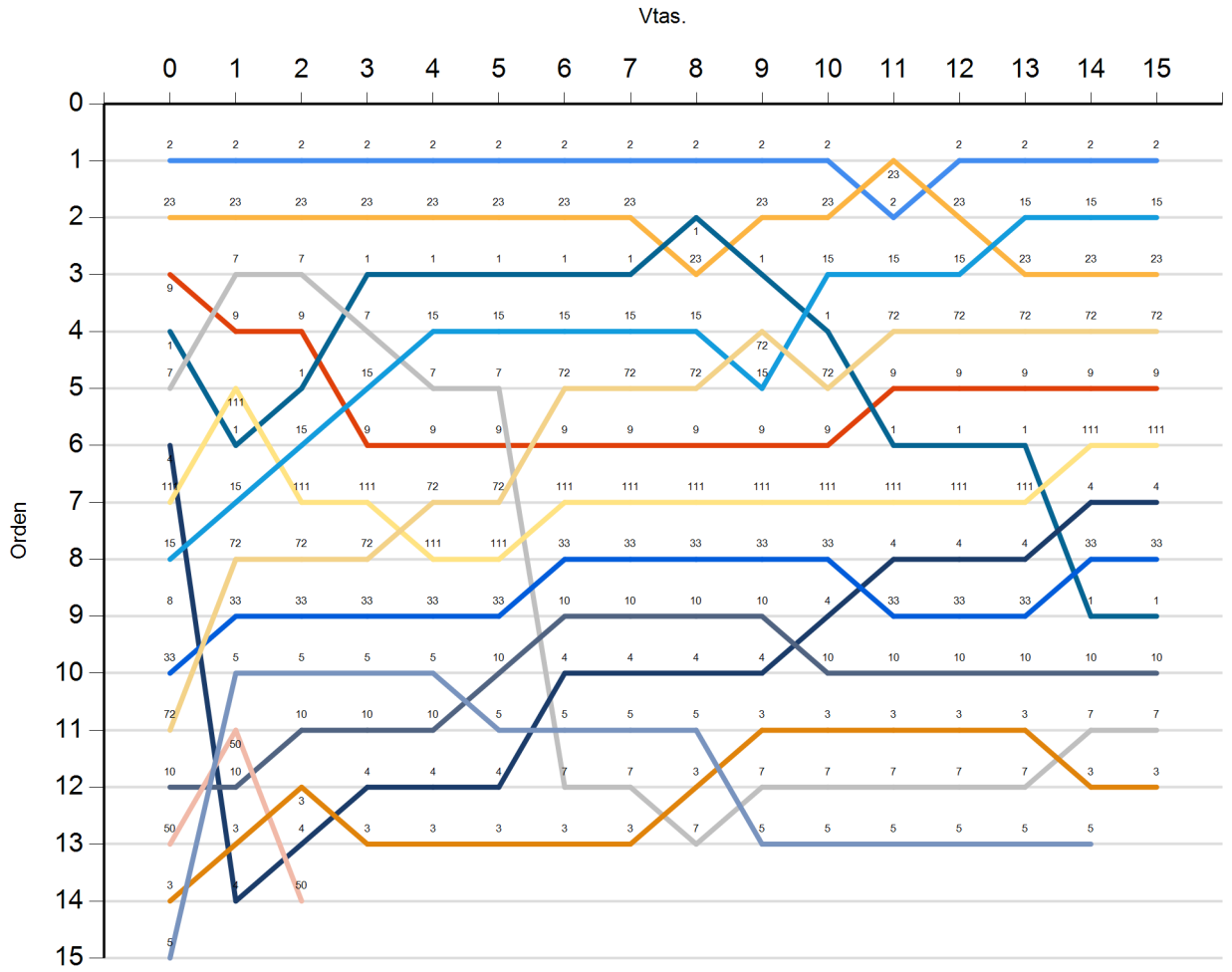


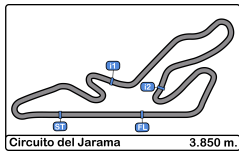


Circuito del Jarama
Renault Clio Cup
Carrera - 2
Cuentavueltas Gráfico

RENAULT SPORT
CLIO CUP
SPAIN

- 2
- 23
- 9
- 1
- 7
- 4
- 111
- 15
- 8
- 33
- 72
- 10
- 50
- 3
- 5

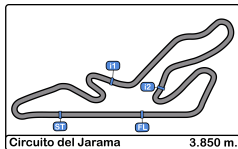




Circuito del Jarama
Renault Clio Cup
Carrera - 2
Tiempos Parada en Pit

RENAULT SPORT
CLIO CUP
SPAIN

Nº	Hora Día Entrada	Piloto	Nac	Equipo	Cat.	Tiempo Ent.	Stop Nº	Tiempo	Handicap	Penalización
7	16:21:59.199	Luis González Martínez	ESP	MOTOR CLUB SABADELL	J	13:57.318	1	1:12.927		
5	16:24:07.218	Eduardo Gago	ESP	MOTOR CLUB SABADELL		16:05.337	1	1:09.326		



Circuito del Jarama
Renault Clio Cup
Carrera - 2
Resultados Finales



Cls	Nº	Piloto	Nac	Equipo	Cat.	Cls	Vtas.	Tiempo	Dif 1º	Intervalo	Km/h	V.R.	Tiempo	Km/h
1	2	Nicolas Milan	FRA	MILAN NICOLAS			15	28:51.096			120.0	4	1:51.565	124.2
2	15	David Pouget	FRA	DAVID POUGET			15	28:51.720	0.624	0.624	120.0	3	1:51.443	124.3
3	23	Jordi Palomeras	FRA	DAVID POUGET			15	29:00.662	9.566	8.942	119.4	4	1:51.979	123.7
4	72	Kévin Jiménez	FRA	DAVID POUGET	R	1	15	29:02.544	11.448	1.882	119.3	3	1:52.037	123.7
5	9	Marc De Fulgencio	ESP	MOTOR CLUB	JR	1	15	29:03.535	12.439	0.991	119.2	4	1:52.698	122.9
6	111	Mathieu Lannepoudenx	FRA	MILAN NICOLAS	R	2	15	29:23.270	32.174	19.735	117.9	3	1:52.582	123.1
7	4	James J. Ross	GBR	BOB ROSS RACING	JR	2	15	29:23.527	32.431	0.257	117.8	2	1:53.616	121.9
8	33	Guillaume Lafond	FRA	MILAN NICOLAS			15	29:37.101	46.005	13.574	116.9	3	1:54.777	120.7
9	1	Alex Royo	ESP	MOTOR CLUB			15	29:39.464	48.368	2.363	116.8	3	1:51.225	124.6
10	10	Antonio Aguado	ESP	VSR MOTORSPORT	JR	3	15	30:00.436	1:09.340	20.972	115.4	3	1:54.147	121.4
11	7	Luis González Martínez	ESP	MOTOR CLUB	J	1	15	30:36.374	1:45.278	35.938	113.2	2	1:52.630	123.0
12	3	Joaquín Rodrigo	ESP	AUTOM. CLUB	A	1	15	30:46.520	1:55.424	10.146	112.5	2	1:57.533	117.9
13	5	Eduardo Gago	ESP	MOTOR CLUB			14	29:13.831	1 Lap	1 Lap	110.6	3	1:54.500	121.0
No clasificados: (Requerimientos: 75% del número de vueltas del líder = 12 Vueltas)														
	50	Henk Van Zoest	ESP	SKUALO COMPETICION	A	2	2	4:06.488	13 Vtas.	12 Vtas.	112.4	1	2:00.459	115.0
	8	Marta Suria	ESP	SMC JUNIOR TEAMj	F	1								

Vuelta Rápida Alex Royo en 1:51.225 a 124.6 Km/h en la vuelta 3

Publicado a las:.....

Comisarios Deportivos:	Director de Carrera:	Cronometrador:
-------------------------------	-----------------------------	---------------------------

