




COPA DE ESPAÑA DE CLASICOS - LEGEND Y YOUNGTIMERS

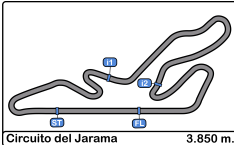
Circuito del Jarama

13 – 14 Octubre 2018

Libro de resultados



Colegio de Cronometradores S.L.
www.cronococa.com




Circuito del Jarama
COPA DE ESPAÑA DE CLASICOS - LEGEND Y YOUNGTIMERS
Entrenamiento libre
Resultados Provisionales



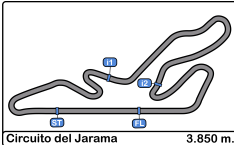
Circuito del Jarama 3.850 m.

Cls	Nº	Concursante	Nac	Piloto 1	Nac	Piloto 2	Nac	Vehiculo	Cat	Cls	Vtas.	V.R.	Tiempo	Dif 1º	Intervalo	Km/h
1	98	Perfil Bajo CE		Juan Antonio Miranda	ESP			BMW M3 E36 1993	L1	1	13	7	1:47.143			129.3
2	18	Albert Cosin		Albert Cosin	ESP	RL	Álex Cosin	BMW M3 E36 1993	L1	2	14	13	1:55.159	8.016	8.016	120.3
3	36	Escuderia Costa Daurada		Daniel Cuadrado	ESP			BMW M3 E36	L2	1	9	4	1:57.514	10.371	2.355	117.9
4	24	Marc García Rojals		Marc García	ESP			Honda Civic	L3	1	14	8	1:58.938	11.795	1.424	116.5
5	114	VSR Motorsport		Vaios Archontakis	GBR			BMW 325i E36	L3	2	14	3	1:59.202	12.059	0.264	116.2
6	64	Paul Vinches		Yves Balasse	FRA	RL	Paul Vinches	Renault Spider 2.0	YT1	1	15	13	1:59.481	12.338	0.279	116.0
7	11	Eficar Team		Teo Perez	ESP			BMW 325i E36	L3	3	11	10	1:59.583	12.440	0.102	115.9
8	14	Escuderia Barcelona		Antonio Cubero	ESP	RL		Porsche 911 RS 1974	C1	1	8	7	1:59.725	12.582	0.142	115.7
9	100	Zamudio Racing Elkartea		Jonathan Gomez	ESP			BMW 325i E36	L3	4	15	13	2:00.243	13.100	0.518	115.2
10	106	Perfil Bajo CE		Antonio Castillo	ESP	RL	Desire Torres	BMW 325i E36	L3	5	14	13	2:00.413	13.270	0.170	115.1
11	9	Motor Club Sabadell		Alex Millan	ESP			Mazda MX5 Cup	YT2	1	15	14	2:00.713	13.570	0.300	114.8
12	2	Adrián Matheu		Adrián Matheu	ESP	RL	Victor Matheu	Garbi GTS	L3	6	13	9	2:00.751	13.608	0.038	114.7
13	102	Zamudio Racing Elkartea		Óscar Gómez	ESP			BMW 325i E36	L3	7	15	10	2:00.909	13.766	0.158	114.6
14	7	Eficar Team		Juan Carlos Zorrilla	ESP	RL		Porsche 968 CS 1993	L2	2	8	8	2:01.044	13.901	0.135	114.5
15	110	VSR Motorsport		Fernando Navarrete Jr	ESP		Fernando Navarrete	BMW 325i E36	L3	8	16	10	2:01.278	14.135	0.234	114.2
16	112	VSR Motorsport		Stefano Bozzoni	ITA	RL	Vasco A. Silva	BMW 325i E36	L3	9	9	7	2:04.556	17.413	3.278	111.2
17	5	Escuderia Barcelona		Tuco Font	ESP	RL		Porsche 911/964 RS 1992	L1	3	9	8	2:04.740	17.597	0.184	111.1
18	3	Escuderia Barcelona		Lluís Portal	ESP			Volkswagen Golf GTI MKII 1982	C3	1	14	12	2:05.895	18.752	1.155	110.0
19	90	Antonio Garcia Coma		Antonio Garcia	ESP	RL		Hyundai Accent Copa	YT2	2	15	12	2:08.856	21.713	2.961	107.5
20	35	Eficar Team		Manuel Gonzalez	ESP	RL		Porsche 911 1965	Pre-65	1	9	5	2:10.797	23.654	1.941	105.9
21	26	C.D.E Overcar Team		Jaime González	ESP	RL	Juan F. Sánchez	BMW 325i E36	L3	10	13	3	2:13.394	26.251	2.597	103.9
22	33	Escuderia Costa Daurada		Antonio Castro	ESP	RL		Porsche 968 Turbo RS	L1	4	3	3	11:48.189	10:01.04	9:34.795	19.5

Publicado a las:.....

Comisarios Deportivos:	Director de Carrera:	Cronometrador: 
-------------------------------	-----------------------------	---





Circuito del Jarama

COPA DE ESPAÑA DE CLASICOS - LEGEND Y YOUNGTIMERS

Entrenamiento libre

Resultados Provisionales por categoria



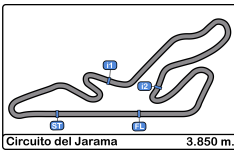
Circuito del Jarama 3.850 m.

Cls	Nº	Concursante	Nac	Piloto 1	Nac	Piloto 2	Nac	Vehiculo	Cat	Cls	Vtas.	Temp	Tiempo	Dif 1º	Intervalo	Km/h		
L1																		
1	98	Perfil Bajo CE		Juan Antonio Miranda	ESP			BMW M3 E36 1993	L1	1	13	7	1:47.143			129.3		
2	18	Albert Cosin		Albert Cosin	ESP	RL	Álex Cosin	ESP	BMW M3 E36 1993	L1	2	14	13	1:55.159	8.016	8.016	120.3	
3	5	Escuderia Barcelona		Tuco Font	ESP	RL		Porsche 911/964 RS 1992	L1	3	9	8	2:04.740	17.597	9.581	111.1		
4	33	Escuderia Costa Daurada		Antonio Castro	ESP	RL		Porsche 968 Turbo RS	L1	4	3	3	11:48.189	10:01.04	9:43.449	19.5		
L2																		
1	36	Escuderia Costa Daurada		Daniel Cuadrado	ESP			BMW M3 E36	L2	1	9	4	1:57.514			117.9		
2	7	Eficar Team		Juan Carlos Zorrilla	ESP	RL		Porsche 968 CS 1993	L2	2	8	8	2:01.044	3.530	3.530	114.5		
L3																		
1	24	Marc García Rojals		Marc García	ESP			Honda Civic	L3	1	14	8	1:58.938			116.5		
2	114	VSR Motorsport		Vaios Archontakis	GBR			BMW 325i E36	L3	2	14	3	1:59.202	0.264	0.264	116.2		
3	11	Eficar Team		Teo Perez	ESP			BMW 325i E36	L3	3	11	10	1:59.583	0.645	0.381	115.9		
4	100	Zamudio Racing Elkartea		Jonathan Gomez	ESP			BMW 325i E36	L3	4	15	13	2:00.243	1.305	0.660	115.2		
5	106	Perfil Bajo CE		Antonio Castillo	ESP	RL	Desire Torres	FRA	BMW 325i E36	L3	5	14	13	2:00.413	1.475	0.170	115.1	
6	2	Adrián Matheu		Adrián Matheu	ESP	RL	Victor Matheu	ESP	Garbi GTS	L3	6	13	9	2:00.751	1.813	0.338	114.7	
7	102	Zamudio Racing Elkartea		Óscar Gómez	ESP			BMW 325i E36	L3	7	15	10	2:00.909	1.971	0.158	114.6		
8	110	VSR Motorsport		Fernando Navarrete Jr	ESP		Fernando Navarrete	ESP	RL	BMW 325i E36	L3	8	16	10	2:01.278	2.340	0.369	114.2
9	112	VSR Motorsport		Stefano Bozzoni	ITA	RL	Vasco A. Silva	PRT	BMW 325i E36	L3	9	9	7	2:04.556	5.618	3.278	111.2	
10	26	C.D.E Overcar Team		Jaime González	ESP	RL	Juan F. Sánchez	ESP	BMW 325i E36	L3	10	13	3	2:13.394	14.456	8.838	103.9	
YT1																		
1	64	Paul Vinches		Yves Balasse	FRA	RL	Paul Vinches	FRA	RL	Renault Spider 2.0	YT1	1	15	13	1:59.481		116.0	
C1																		
1	14	Escuderia Barcelona		Antonio Cubero	ESP	RL		Porsche 911 RS 1974	C1	1	8	7	1:59.725			115.7		
YT2																		
1	9	Motor Club Sabadell		Alex Millan	ESP			Mazda MX5 Cup	YT2	1	15	14	2:00.713			114.8		
2	90	Antonio Garcia Coma		Antonio Garcia	ESP	RL		Hyundai Accent Copa	YT2	2	15	12	2:08.856	8.143	8.143	107.5		
C3																		
1	3	Escuderia Barcelona		Lluís Portal	ESP			Volkswagen Golf GTI MKII 1982	C3	1	14	12	2:05.895			110.0		
Pre-65																		
1	35	Eficar Team		Manuel Gonzalez	ESP	RL		Porsche 911 1965	Pre-65	1	9	5	2:10.797			105.9		

Publicado a las:.....

Comisarios Deportivos:	Director de Carrera:	Cronometrador:
-------------------------------	-----------------------------	-----------------------





Circuito del Jarama

COPA DE ESPAÑA DE CLASICOS - LEGEND Y YOUNGTIMERS


Entrenamiento libre

Resultados Provisionales por categoria



Cls	Nº	Concursante	Nac	Piloto 1	Nac	Piloto 2	Nac	Vehiculo	Cat	Cls	Vtas.	Tiemp	Tiempo	Dif 1º	Intervalo	Km/h
Trofeo 325																
1	114	VSR Motorsport		Vaios Archontakis	GBR			BMW 325i E36	L3	2	14	3	1:59.202			116.2
2	100	Zamudio Racing Elkartea		Jonathan Gomez	ESP			BMW 325i E36	L3	4	15	13	2:00.243	1.041	1.041	115.2
3	106	Perfil Bajo CE		Antonio Castillo	ESP	RL	Desire Torres	FRA	L3	5	14	13	2:00.413	1.211	0.170	115.1
4	102	Zamudio Racing Elkartea		Óscar Gómez	ESP			BMW 325i E36	L3	7	15	10	2:00.909	1.707	0.496	114.6
5	110	VSR Motorsport		Fernando Navarrete Jr	ESP		Fernando Navarrete	ESP	RL	8	16	10	2:01.278	2.076	0.369	114.2
6	112	VSR Motorsport		Stefano Bozzoni	ITA	RL	Vasco A. Silva	PRT	L3	9	9	7	2:04.556	5.354	3.278	111.2

Publicado a las:.....

Comisarios Deportivos:	Director de Carrera:	Cronometrador: 
------------------------	----------------------	--





Circuito del Jarama
COPA DE ESPAÑA DE CLASICOS
Entrenamiento libre
Tiempos Por Vuelta



YOUNGTIMERS

2 1 Adrián Matheu Garbi GTS **7** 1 Juan Carlos Zorrilla Porsche 968 CS 1993
 L3 2 Victor Matheu Adrián Matheu L2 2 Eficar Team

Vta. D	Tiempo	Sector 1	Sector 2	Sector 3	V.Max	Tiempo	Vta. D	Tiempo	Sector 1	Sector 2	Sector 3	V.Max	Tiempo
1	9:37:30.884		9:36:54.206	36.678	69.3	9:37:30.884	1	9:40:56.899		9:40:06.688	50.211	48.4	9:40:56.899
2	2:04.554		9:39:00.847	34.591	172.5	9:39:35.438	2	2:43.227		9:42:58.470	41.656	101.5	9:43:40.126
3	2:12.386 P		9:41:02.897	44.927	174.7	9:41:47.824	3	2:20.471		9:45:22.175	38.422	135.1	9:46:00.597
4	6:44.740		9:47:55.634	36.930	89.2	9:48:32.564	4	2:11.728		9:47:36.625	35.700	141.7	9:48:12.325
5	2:08.740		9:50:03.509	37.795	174.4	9:50:41.304	5	2:04.713		9:49:42.711	34.327	168.4	9:50:17.038
6	2:14.103		9:52:16.902	38.505	162.4	9:52:55.407	6	2:04.465		9:51:46.515	34.988	172.8	9:52:21.503
7	2:09.752		9:54:30.294	34.865	170.0	9:55:05.159	7	2:03.082		9:53:50.398	34.187	164.3	9:54:24.585
8	2:02.404		9:56:33.573	33.990	158.8	9:57:07.563	8	2:01.044		9:55:51.239	34.390	175.3	9:56:25.629
9	2:00.751		9:58:34.648	33.666	179.7	9:59:08.314	9			9:58:05.200		168.7	
10	2:02.786		10:00:35.852	35.248	179.7	10:01:11.100	9 1 Alex Millan Mazda MX5 Cup						
11	3:08.601		10:02:37.959	1:41.742	175.8	10:04:19.701	YT2 2 Motor Club Sabadell						
12	2:09.004		10:05:52.369	36.336	166.6	10:06:28.705	Vta. D	Tiempo	Sector 1	Sector 2	Sector 3	V.Max	Tiempo
13	2:35.047 P		10:08:07.545	56.207	161.9	10:09:03.752	1	9:37:47.214	9:36:10.598	58.077	38.539	68.0	9:37:47.214

3 1 Lluís Portal Volkswagen Golf GTI MKII 1982
 C3 2 Escuderia Barcelona

Vta. D	Tiempo	Sector 1	Sector 2	Sector 3	V.Max	Tiempo	Vta. D	Tiempo	Sector 1	Sector 2	Sector 3	V.Max	Tiempo	
1	9:37:59.610	9:36:23.150	54.846	41.614	69.0	9:37:59.610	1	9:37:47.214	9:36:10.598	58.077	38.539	68.0	9:37:47.214	
2	2:21.561		3:19.508	38.513	141.9	9:40:21.171	2	2:18.332		52.856	48.068	37.408	154.0	9:40:05.546
3	2:14.660		5:35.706	36.975	144.7	9:42:35.831	3	2:27.236		54.808	50.324	42.104	146.1	9:42:32.782
4	2:15.824 P	48.987	44.724	42.113	166.6	9:44:51.655	4	2:15.105		50.141	46.018	38.946	133.4	9:44:47.887
5	5:11.214		6:02.039	36.012	79.7	9:50:02.869	5	2:18.315		52.706	45.061	40.548	153.8	9:47:06.202
6	2:08.636	49.065	43.311	36.260	167.9	9:52:11.505	6	2:06.639		49.843	42.788	34.008	132.5	9:49:12.841
7	2:08.171	48.898	43.504	35.769	167.4	9:54:19.676	7	2:04.240		47.279	42.483	34.478	165.3	9:51:17.081
8	2:07.682		2:51.572	35.383	168.7	9:56:27.358	8	2:02.784		46.575	41.688	34.521	177.3	9:53:19.865
9	2:07.105		4:58.500	35.560	171.7	9:58:34.463	9	2:02.733		46.849	41.481	34.403	179.4	9:55:22.598
10	2:06.768	48.130	43.070	35.568	169.8	10:00:41.231	10	2:04.332		48.547	41.428	34.357	163.6	9:57:26.930
11	2:06.274	47.966	43.093	35.215	169.5	10:02:47.505	11	2:02.716		47.009	41.601	34.106	180.0	9:59:29.646
12	2:05.895		2:49.147	35.056	170.6	10:04:53.400	12	2:01.420		46.450	41.325	33.645	180.6	10:01:31.066
13	2:07.290	47.674	43.298	36.318	172.5	10:07:00.690	13	2:02.335		46.327	41.873	34.135	183.9	10:03:33.401
14	2:36.090 P	53.654	50.155	52.281	138.2	10:09:36.780	14	2:00.713	45.855	40.977	33.881	180.3	10:05:34.114	
							15	2:35.014 P	53.859	51.258	49.897	157.8	10:08:09.128	

5 1 Tuco Font Porsche 911/964 RS 1992
 L1 2 Escuderia Barcelona

Vta. D	Tiempo	Sector 1	Sector 2	Sector 3	V.Max	Tiempo	Vta. D	Tiempo	Sector 1	Sector 2	Sector 3	V.Max	Tiempo
1	9:38:05.147	9:36:27.122	54.673	43.352	79.6	9:38:05.147	1	9:43:01.440		9:42:23.162	38.278	72.3	9:43:01.440
2	2:20.880	53.687	48.135	39.058	163.1	9:40:26.027	2	2:23.235		9:44:45.226	39.449	128.4	9:45:24.675
3	2:16.696	50.597	47.836	38.263	177.9	9:42:42.723	3	2:11.809		9:46:59.494	36.990	146.7	9:47:36.484
4	2:08.742	49.110	43.677	35.955	168.4	9:44:51.465	4	2:05.407		9:49:07.667	34.224	156.0	9:49:41.891
5	2:10.471	48.643	44.006	37.822	164.8	9:47:01.936	5	2:08.146		9:51:11.321	38.716	157.6	9:51:50.037
6	2:06.645	47.595	43.375	35.675	181.2	9:49:08.581	6	2:02.338		9:53:18.318	34.057	167.1	9:53:52.375
7	2:12.342	47.724	48.675	35.943	190.1	9:51:20.923	7	2:01.586		9:55:20.396	33.565	172.8	9:55:53.961
8	2:04.740	47.069	42.708	34.963	168.7	9:53:25.663	8	2:02.285		9:57:22.181	34.065	177.3	9:57:56.246
9	2:16.004 P	47.370	43.358	45.276	194.5	9:55:41.667	9	2:01.221		9:59:23.829	33.638	173.6	9:59:57.467
							10	1:59.583		10:01:23.332	33.718	179.7	10:01:57.050
							11	2:02.272		10:03:24.855	34.467	172.8	10:03:59.322
							12			10:05:31.027		157.2	

14 1 Antonio Cubero Porsche 911 RS 1974
 C1 2 Escuderia Barcelona

Vta. D	Tiempo	Sector 1	Sector 2	Sector 3	V.Max	Tiempo
1	9:38:29.387	9:37:06.574	45.826	36.987	81.1	9:38:29.387
2	2:08.293	49.636	43.421	35.236	160.9	9:40:37.680
3	2:05.084	47.883	41.794	35.407	163.3	9:42:42.764
4	2:03.299	47.145	41.022	35.132	169.5	9:44:46.063
5	2:07.754	49.960	43.776	34.018	162.1	9:46:53.817
6	1:59.895	45.972	40.548	33.375	183.3	9:48:53.712
7	1:59.725	45.823	40.660	33.242	195.2	9:50:53.437
8	2:26.455 P	50.885	47.576	47.994	171.7	9:53:19.892





Circuito del Jarama
COPA DE ESPAÑA DE CLASICOS
Entrenamiento libre
Tiempos Por Vuelta



YOUNGTIMERS

18 1 Albert Cosin BMW M3 E36 1993
 L1 2 Álex Cosin Albert Cosin

Vta. D	Tiempo	Sector 1	Sector 2	Sector 3	V.Max	Tiempo
1	9:39:15.671	9:37:46.287	49.697	39.687	91.5	9:39:15.671
2	2:09.904	48.568	43.814	37.522	181.5	9:41:25.575
3	2:06.161	48.786	42.520	34.855	147.7	9:43:31.736
4	2:01.300	45.562	40.222	35.516	199.2	9:45:33.036
5	2:01.712	47.235	40.286	34.191	168.7	9:47:34.748
6	2:00.087	45.461	40.431	34.195	191.8	9:49:34.835
7	2:36.705 P	45.924	49.799	1:00.982	189.8	9:52:11.540
8	4:43.962		6:00.647	34.096	96.6	9:56:55.502
9	1:59.666		8:00.843	33.566	190.4	9:58:55.168
10	1:57.491	44.755	39.203	33.533	197.4	10:00:52.659
11	1:55.247		2:35.290	32.693	200.7	10:02:47.906
12	1:56.341		4:31.829	32.495	196.7	10:04:44.247
13	1:55.159	43.748	38.488	32.923	207.6	10:06:39.406
14	2:28.431 P	46.559	46.945	54.927	161.9	10:09:07.837

24 1 Marc García Honda Civic
 L3 2 Marc García Rojals

Vta. D	Tiempo	Sector 1	Sector 2	Sector 3	V.Max	Tiempo
1	9:37:41.224	9:36:13.691	50.300	37.233	69.6	9:37:41.224
2	2:07.562	49.284	43.072	35.206	169.2	9:39:48.786
3	2:03.771	47.438	42.003	34.330	173.6	9:41:52.557
4	2:01.716	46.224	41.339	34.153	177.3	9:43:54.273
5	2:01.758	45.951	41.609	34.198	180.6	9:45:56.031
6	1:59.832	45.793	40.564	33.475	184.6	9:47:55.863
7	1:59.473	45.672	40.209	33.592	185.2	9:49:55.336
8	1:58.938	45.608	39.938	33.392	182.7	9:51:54.274
9	2:10.215 P	45.416	40.345	44.454	182.4	9:54:04.489
10	5:33.799	4:06.421	51.373	36.005	73.6	9:59:38.288
11	2:08.947	49.111	43.394	36.442	166.1	10:01:47.235
12	2:05.587	48.387	42.683	34.517	177.3	10:03:52.822
13	1:59.990	45.281	40.545	34.164	184.6	10:05:52.812
14	2:27.148 P	49.848	47.887	49.413	156.0	10:08:19.960

26 1 Jaime González BMW 325i E36
 L3 2 Juan F. Sánchez C.D.E Overcar Team

Vta. D	Tiempo	Sector 1	Sector 2	Sector 3	V.Max	Tiempo
1	9:38:25.538	9:36:50.620	52.921	41.997	65.0	9:38:25.538
2	2:23.072	55.264	47.615	40.193	136.1	9:40:48.610
3	2:13.394	50.595	45.703	37.096	149.3	9:43:02.004
4	2:17.466	52.527	46.513	38.426	136.7	9:45:19.470
5	2:20.568 P	51.638	42.728	46.202	141.3	9:47:40.038
6	5:09.488	3:31.042	55.228	43.218	57.9	9:52:49.526
7	2:31.633	58.148	51.814	41.671	138.8	9:55:21.159
8	2:25.983	55.639	50.252	40.092	143.4	9:57:47.142
9	2:23.605	53.459	51.769	38.377	156.2	10:00:10.747
10	2:22.096	52.022	50.886	39.188	164.8	10:02:32.843
11	2:20.305	52.370	49.240	38.695	155.1	10:04:53.148
12	2:19.930	52.200	48.483	39.247	159.5	10:07:13.078
13	2:40.315 P	53.001	50.530	56.784	147.7	10:09:53.393

33 1 Antonio Castro Porsche 968 Turbo RS
 L1 2 Escuderia Costa Daurada

Vta. D	Tiempo	Sector 1	Sector 2	Sector 3	V.Max	Tiempo
1	9:40:43.162 P	9:39:04.616	48.254	50.292	62.4	9:40:43.162
2	11:58.462 P	10:12.059	52.356	54.047	79.9	9:52:41.624
3	11:48.189 P	10:07.097	51.605	49.487	71.2	10:04:29.813

35 1 Manuel Gonzalez Porsche 911 1965
 Pre-65 2 Eficar Team

Vta. D	Tiempo	Sector 1	Sector 2	Sector 3	V.Max	Tiempo
1	9:45:28.547	9:43:48.684	54.595	45.268	42.3	9:45:28.547
2	2:27.154	57.793	49.787	39.574	135.5	9:47:55.701
3	2:16.693	52.749	45.658	38.286	148.3	9:50:12.394
4	2:12.575	50.315	45.304	36.956	163.1	9:52:24.969
5	2:10.797	49.421	44.719	36.657	175.6	9:54:35.766
6	2:12.245	49.670	44.615	37.960	161.6	9:56:48.011
7	2:11.073	49.616	44.842	36.615	166.4	9:58:59.084
8	2:20.423 P	50.340	44.837	45.246	171.4	10:01:19.507
9	4:34.356	3:10.518	45.271	38.567	81.2	10:05:53.863
10		51.271	46.501		149.3	

36 1 Daniel Cuadrado BMW M3 E36
 L2 2 Escuderia Costa Daurada

Vta. D	Tiempo	Sector 1	Sector 2	Sector 3	V.Max	Tiempo
1	9:40:03.293		9:39:28.554	34.739	51.8	9:40:03.293
2	2:01.174		9:41:30.834	33.633	166.1	9:42:04.467
3	1:59.265		9:43:30.085	33.647	177.6	9:44:03.732
4	1:57.514		9:45:28.440	32.806	181.5	9:46:01.246
5	2:36.320 P		9:47:48.104	49.462	157.8	9:48:37.566
6	6:27.704		9:54:31.588	33.682	104.5	9:55:05.270
7	1:58.166		9:56:30.631	32.805	165.3	9:57:03.436
8	1:57.761		9:58:28.413	32.784	178.2	9:59:01.197
9	2:37.334 P		10:00:42.026	56.505	168.4	10:01:38.531

64 1 Yves Balasse Renault Spider 2.0
 YT1 2 Paul Vinches Paul Vinches

Vta. D	Tiempo	Sector 1	Sector 2	Sector 3	V.Max	Tiempo
1	9:37:22.959	9:35:58.632	48.602	35.725	78.0	9:37:22.959
2	2:01.297	46.160	41.089	34.048	172.8	9:39:24.256
3	2:01.642	45.783	41.103	34.756	183.0	9:41:25.898
4	2:02.019	46.968	41.008	34.043	168.7	9:43:27.917
5	2:16.200 P	45.570	42.452	48.178	178.5	9:45:44.117
6	3:53.481	2:29.382	45.825	38.274	97.6	9:49:37.598
7	2:05.096	48.263	42.154	34.679	161.1	9:51:42.694
8	2:02.367	47.723	40.840	33.804	180.3	9:53:45.061
9	2:01.714	46.128	41.344	34.242	175.0	9:55:46.775
10	2:00.558	45.725	40.895	33.938	177.3	9:57:47.333
11	2:00.305	45.763	40.155	34.387	178.8	9:59:47.638
12	2:00.832	45.705	41.582	33.545	174.1	10:01:48.470
13	1:59.481	45.181	40.426	33.874	180.6	10:03:47.951
14	2:03.911	46.585	41.961	35.365	171.1	10:05:51.862
15	2:36.958 P	56.494	48.126	52.338	131.8	10:08:28.820





Circuito del Jarama
COPA DE ESPAÑA DE CLASICOS
Entrenamiento libre
Tiempos Por Vuelta



YOUNGTIMERS

90 1 Antonio Garcia Hyundai Accent Copa **102** 1 Óscar Gómez BMW 325i E36
 YT2 2 Antonio Garcia Coma L3 2 Zamudio Racing Elkartea

Vta. D	Tiempo	Sector 1	Sector 2	Sector 3	V.Max	Tiempo	Vta. D	Tiempo	Sector 1	Sector 2	Sector 3	V.Max	Tiempo
1	9:37:34.959		9:36:57.225	37.734	70.3	9:37:34.959	1	9:37:55.057		9:37:13.474	41.583	61.5	9:37:55.057
2	2:13.344		9:39:11.659	36.644	155.8	9:39:48.303	2	2:22.642		9:39:39.308	38.391	137.5	9:40:17.699
3	2:10.851		9:41:22.683	36.471	159.5	9:41:59.154	3	2:11.814		9:41:51.873	37.640	179.7	9:42:29.513
4	2:10.531		9:43:33.036	36.649	164.8	9:44:09.685	4	2:09.208		9:44:02.010	36.711	180.3	9:44:38.721
5	2:10.150		9:45:43.475	36.360	164.1	9:46:19.835	5	2:26.492		9:46:22.329	42.884	154.7	9:47:05.213
6	2:17.870		9:47:53.662	44.043	164.6	9:48:37.705	6	2:03.768		9:48:35.052	33.929	173.6	9:49:08.981
7	2:39.512		9:50:35.668	41.549	102.3	9:51:17.217	7	2:01.887		9:50:36.876	33.992	192.1	9:51:10.868
8	2:20.230		9:52:52.139	45.308	163.6	9:53:37.447	8	2:01.231		9:52:38.238	33.861	192.5	9:53:12.099
9	2:31.998		9:55:31.181	38.264	120.4	9:56:09.445	9	2:03.868		9:54:41.860	34.107	189.4	9:55:15.967
10	2:09.421		9:57:42.643	36.223	164.1	9:58:18.866	10	2:00.909		9:56:43.214	33.662	190.4	9:57:16.876
11	2:09.423		9:59:51.922	36.367	165.1	10:00:28.289	11	2:01.464		9:58:44.369	33.971	193.2	9:59:18.340
12	2:08.856		10:02:01.019	36.126	164.6	10:02:37.145	12	2:01.739		10:00:46.230	33.849	182.1	10:01:20.079
13	2:09.402		10:04:10.053	36.494	166.1	10:04:46.547	13	2:01.358		10:02:47.232	34.205	191.1	10:03:21.437
14	2:16.299		10:06:26.159	36.687	162.4	10:07:02.846	14	2:01.915		10:04:49.039	34.313	187.8	10:05:23.352
15	2:31.163 P		10:08:39.542	54.467	159.2	10:09:34.009	15	2:42.047 P		10:07:12.018	53.381	120.5	10:08:05.399

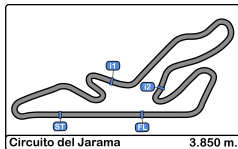
98 1 Juan Antonio Miranda BMW M3 E36 1993 **106** 1 Antonio Castillo BMW 325i E36
 L1 2 Perfil Bajo CE L3 2 Desire Torres Perfil Bajo CE

Vta. D	Tiempo	Sector 1	Sector 2	Sector 3	V.Max	Tiempo	Vta. D	Tiempo	Sector 1	Sector 2	Sector 3	V.Max	Tiempo
1	9:38:23.795	9:36:43.971	58.280	41.544	66.5	9:38:23.795	1	9:37:56.640	9:36:24.044	51.787	40.809	79.5	9:37:56.640
2	2:20.755	52.310	51.100	37.345	168.4	9:40:44.550	2	2:17.915	55.453	45.843	36.619	151.0	9:40:14.555
3	2:03.423	48.685	42.059	32.679	183.3	9:42:47.973	3	2:09.284	49.281	43.527	36.476	183.6	9:42:23.839
4	1:59.590	46.747	41.542	31.301	183.0	9:44:47.563	4	2:05.254	47.925	41.938	35.391	183.9	9:44:29.093
5	1:54.531	46.643	37.456	30.432	180.6	9:46:42.094	5	2:04.195	47.770	41.258	35.167	189.1	9:46:33.288
6	1:48.342	41.467	36.551	30.324	204.1	9:48:30.436	6	2:03.041	46.948	41.266	34.827	188.8	9:48:36.329
7	1:47.143	41.324	36.172	29.647	199.2	9:50:17.579	7	2:11.107 P	46.523	41.200	43.384	190.4	9:50:47.436
8	2:07.480	41.859	45.657	39.964	212.1	9:52:25.059	8	4:01.894	2:43.799	42.690	35.405	77.1	9:54:49.330
9	2:09.493 P	49.490	37.855	42.148	146.9	9:54:34.552	9	2:02.791	47.244	40.831	34.716	187.8	9:56:52.121
10	7:41.032	6:32.077	38.307	30.648	101.4	10:02:15.584	10	2:02.682	46.681	41.624	34.377	190.4	9:58:54.803
11	1:49.229	41.147	36.660	31.422	211.3	10:04:04.813	11	2:01.466	46.566	40.785	34.115	181.8	10:00:56.269
12	1:52.207	45.377	37.123	29.707	175.8	10:05:57.020	12	2:00.564	46.042	40.484	34.038	192.8	10:02:56.833
13	2:30.070 P	49.750	47.010	53.310	159.0	10:08:27.090	13	2:00.413	46.057	40.562	33.794	192.1	10:04:57.246
14							14	2:13.342 P	46.235	41.109	45.998	194.2	10:07:10.588

100 1 Jonathan Gomez BMW 325i E36 **110** 1 Fernando Navarrete Jr BMW 325i E36
 L3 2 Zamudio Racing Elkartea L3 2 Fernando Navarrete VSR Motorsport

Vta. D	Tiempo	Sector 1	Sector 2	Sector 3	V.Max	Tiempo	Vta. D	Tiempo	Sector 1	Sector 2	Sector 3	V.Max	Tiempo
1	9:37:56.204		9:37:15.466	40.738	72.0	9:37:56.204	1	9:37:29.184		9:36:52.828	36.356	66.0	9:37:29.184
2	2:22.715		9:39:41.161	37.758	132.0	9:40:18.919	2	2:04.739		9:38:59.460	34.463	176.4	9:39:33.923
3	2:12.000		9:41:54.002	36.917	173.6	9:42:30.919	3	2:02.611		9:41:02.278	34.256	183.9	9:41:36.534
4	2:11.892		9:44:04.922	37.889	175.6	9:44:42.811	4	2:04.880		9:43:06.621	34.793	185.2	9:43:41.414
5	2:22.758		9:46:23.459	42.110	165.8	9:47:05.569	5	2:02.807		9:45:10.246	33.975	185.8	9:45:44.221
6	2:03.710		9:48:35.457	33.822	165.1	9:49:09.279	6	2:01.475		9:47:11.868	33.828	186.5	9:47:45.696
7	2:02.604		9:50:38.067	33.816	188.4	9:51:11.883	7	2:01.875		9:49:13.627	33.944	189.1	9:49:47.571
8	2:01.979		9:52:40.116	33.746	188.8	9:53:13.862	8	2:02.358		9:51:14.874	35.055	187.8	9:51:49.929
9	2:01.544		9:54:41.245	34.161	185.8	9:55:15.406	9	2:01.632		9:53:17.375	34.186	183.0	9:53:51.561
10	2:00.443		9:56:42.164	33.685	183.6	9:57:15.849	10	2:01.278		9:55:18.807	34.032	189.4	9:55:52.839
11	2:02.078		9:58:43.207	34.720	189.4	9:59:17.927	11	2:02.437		9:57:21.451	33.825	178.2	9:57:55.276
12	2:01.254		10:00:45.322	33.859	182.4	10:01:19.181	12	2:06.000		9:59:26.357	34.919	188.4	10:00:01.276
13	2:00.243		10:02:45.549	33.875	187.5	10:03:19.424	13	2:01.636		10:01:29.125	33.787	188.4	10:02:02.912
14	2:03.080		10:04:46.770	35.734	183.9	10:05:22.504	14	2:02.060		10:03:30.544	34.428	187.8	10:04:04.972
15	2:40.351 P		10:07:10.649	52.206	122.4	10:08:02.855	15	2:03.944		10:05:34.220	34.696	189.4	10:06:08.916
							16	2:52.576 P		10:08:05.212	56.280	122.0	10:09:01.492





Circuito del Jarama
COPA DE ESPAÑA DE CLASICOS
Entrenamiento libre
Tiempos Por Vuelta



YOUNGTIMERS

112

1 Stefano Bozzoni BMW 325i E36

L3 2 Vasco A. Silva VSR Motorsport

Vta. D	Tiempo	Sector 1	Sector 2	Sector 3	V.Max	Tiempo
1	9:45:19.024		9:44:40.112	38.912	65.1	9:45:19.024
2	2:13.120		9:46:56.109	36.035	136.3	9:47:32.144
3	2:07.160		9:49:04.141	35.163	168.7	9:49:39.304
4	2:05.691		9:51:10.093	34.902	182.7	9:51:44.995
5	2:05.481		9:53:15.109	35.367	182.4	9:53:50.476
6	2:06.324		9:55:21.984	34.816	184.3	9:55:56.800
7	2:04.556		9:57:26.782	34.574	176.1	9:58:01.356
8	2:05.915		9:59:32.184	35.087	182.1	10:00:07.271
9	2:28.278 P		10:01:43.052	52.497	181.8	10:02:35.549

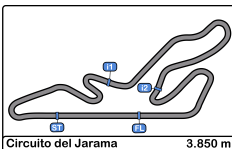
114

1 Vaios Archontakis BMW 325i E36

L3 2 VSR Motorsport

Vta. D	Tiempo	Sector 1	Sector 2	Sector 3	V.Max	Tiempo
1	9:37:56.779		9:37:19.731	37.048	69.4	9:37:56.779
2	2:03.210		9:39:26.226	33.763	171.7	9:39:59.989
3	1:59.202		9:41:25.766	33.425	192.5	9:41:59.191
4	2:07.062 P		9:43:24.602	41.651	192.1	9:44:06.253
5	4:10.865		9:47:40.679	36.439	85.9	9:48:17.118
6	2:09.755		9:49:51.255	35.618	160.4	9:50:26.873
7	2:16.338		9:52:07.115	36.096	167.7	9:52:43.211
8	2:07.707		9:54:15.810	35.108	180.3	9:54:50.918
9	2:06.780		9:56:20.493	37.205	177.0	9:56:57.698
10	2:24.371		9:58:38.471	43.598	182.4	9:59:22.069
11	2:08.753		10:00:55.661	35.161	165.3	10:01:30.822
12	2:09.099		10:03:03.562	36.359	157.2	10:03:39.921
13	2:07.117		10:05:12.257	34.781	175.0	10:05:47.038
14	2:30.179 P		10:07:29.914	47.303	147.5	10:08:17.217



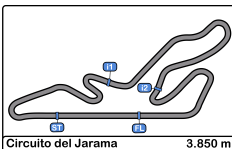


Circuito del Jarama
COPA DE ESPAÑA DE CLASICOS - LEGEND Y YOUNGTIMERS
Entrenamiento libre
Mejores Sectores



Sector - 1				Sector - 2				Sector - 3				Vuelta Ideal vs Mejor Vuelta				
Clas	Nº	Piloto	Tiempo	Nº	Piloto	Tiempo	Nº	Piloto	Tiempo	Clas	Nº	Piloto	Vta. Ideal	Mejor V.	Clas	
1	98	Juan Antonio Miranda	41.147	98	Juan Antonio Miranda	36.172	98	Juan Antonio Miranda	29.647	1	98	Juan Antonio Miranda	1:46.966	1:47.143	1	
2	18	Cosin - Cosin	43.748	18	Cosin - Cosin	38.488	18	Cosin - Cosin	32.495	2	18	Cosin - Cosin	1:54.731	1:55.159	2	
3	64	Balasse - Vinches	45.181	24	Marc García	39.938	36	Daniel Cuadrado	32.784	3	24	Marc García	1:58.611	1:58.938	4	
4	24	Marc García	45.281	64	Balasse - Vinches	40.155	14	Antonio Cubero	33.242	4	64	Balasse - Vinches	1:58.881	1:59.481	6	
5	14	Antonio Cubero	45.823	106	Castillo - Torres	40.484	24	Marc García	33.392	5	14	Antonio Cubero	1:59.613	1:59.725	8	
6	9	Alex Millan	45.855	14	Antonio Cubero	40.548	114	Vaios Archontakis	33.425	6	106	Castillo - Torres	2:00.320	2:00.413	10	
7	106	Castillo - Torres	46.042	9	Alex Millan	40.977	64	Balasse - Vinches	33.545	7	9	Alex Millan	2:00.477	2:00.713	11	
8	5	Tuco Font	47.069	5	Tuco Font	42.708	11	Teo Perez	33.565	8	5	Tuco Font	2:04.740	2:04.740	17	
9	3	Lluis Portal	47.674	26	González - Sánchez	42.728	9	Alex Millan	33.645	9	3	Lluis Portal	2:05.800	2:05.895	18	
10	35	Manuel Gonzalez	49.421	3	Lluis Portal	43.070	102	Óscar Gómez	33.662	10	26	González - Sánchez	2:10.419	2:13.394	21	
11	26	González - Sánchez	50.595	35	Manuel Gonzalez	44.615	2	Matheu - Matheu	33.666	11	35	Manuel Gonzalez	2:10.651	2:10.797	20	
12	33	Antonio Castro	Transpon	33	Antonio Castro	48.254	100	Jonathan Gomez	33.685	12	33	Antonio Castro	Transpon	Transpo	22	
13	110	Navarrete Jr - Navarrete	Transpon	110	Navarrete Jr - Navarrete	Transpon	110	Navarrete Jr - Navarrete	33.787	13	110	Navarrete Jr - Navarrete	Transpon	2:01.278	15	
14	2	Matheu - Matheu	Transpon	2	Matheu - Matheu	Transpon	106	Castillo - Torres	33.794	14	2	Matheu - Matheu	Transpon	2:00.751	12	
15	90	Antonio Garcia	Transpon	90	Antonio Garcia	Transpon	7	Juan Carlos Zorrilla	34.187	15	90	Antonio Garcia	Transpon	2:08.856	19	
16	102	Óscar Gómez	Transpon	102	Óscar Gómez	Transpon	112	Bozzoni - Silva	34.574	16	102	Óscar Gómez	Transpon	2:00.909	13	
17	100	Jonathan Gomez	Transpon	100	Jonathan Gomez	Transpon	5	Tuco Font	34.963	17	100	Jonathan Gomez	Transpon	2:00.243	9	
18	114	Vaios Archontakis	Transpon	114	Vaios Archontakis	Transpon	3	Lluis Portal	35.056	18	114	Vaios Archontakis	Transpon	1:59.202	5	
19	36	Daniel Cuadrado	Transpon	36	Daniel Cuadrado	Transpon	90	Antonio Garcia	36.126	19	36	Daniel Cuadrado	Transpon	1:57.514	3	
20	7	Juan Carlos Zorrilla	Transpon	7	Juan Carlos Zorrilla	Transpon	35	Manuel Gonzalez	36.615	20	7	Juan Carlos Zorrilla	Transpon	2:01.044	14	
21	11	Teo Perez	Transpon	11	Teo Perez	Transpon	26	González - Sánchez	37.096	21	11	Teo Perez	Transpon	1:59.583	7	
22	112	Bozzoni - Silva	Transpon	112	Bozzoni - Silva	Transpon	33	Antonio Castro	49.487	22	112	Bozzoni - Silva	Transpon	2:04.556	16	



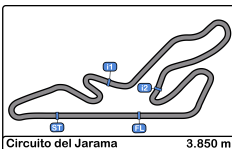


Circuito del Jarama
COPA DE ESPAÑA DE CLASICOS - LEGEND Y YOUNGTIMERS
Entrenamiento libre
5 Mejores Tiempos



Cl	Nº	Concursante	Nac	Piloto 1	Nac	Piloto 2	Nac	Vehiculo	Cat	Cl	Mejor 1		Mejor 2		Mejor 3		Mejor 4		Mejor 5			
											Tiempo	Vta.	Tiempo	Vta.	Tiempo	Vta.	Tiempo	Vta.	Tiempo	Vta.		
1	98	Perfil Bajo CE		Juan Antonio Miranda	ESP			BMW M3 E36 1993	L1	1	1:47.143	7	1:48.342	6	1:49.229	11	1:52.207	12	1:54.531	5		
2	18	Albert Cosin		Albert Cosin	ESP	RL	Álex Cosin	ESP	BMW M3 E36 1993	L1	2	1:55.159	13	1:55.247	11	1:56.341	12	1:57.491	10	1:59.666	9	
3	36	Escuderia Costa Daurada		Daniel Cuadrado	ESP			BMW M3 E36	L2	1	1:57.514	4	1:57.761	8	1:58.166	7	1:59.265	3	2:01.174	2		
4	24	Marc García Rojals		Marc García	ESP			Honda Civic	L3	1	1:58.938	8	1:59.473	7	1:59.832	6	1:59.990	13	2:01.716	4		
5	114	VSR Motorsport		Vaios Archontakis	GBR			BMW 325i E36	L3	2	1:59.202	3	2:03.210	2	2:06.780	9	2:07.062	4	2:07.117	13		
6	64	Paul Vinches		Yves Balasse	FRA	RL	Paul Vinches	FRA	RL	Renault Spider 2.0	YT1	1	1:59.481	13	2:00.305	11	2:00.558	10	2:00.832	12	2:01.297	2
7	11	Eficar Team		Teo Perez	ESP			BMW 325i E36	L3	3	1:59.583	10	2:01.221	9	2:01.586	7	2:02.272	11	2:02.285	8		
8	14	Escuderia Barcelona		Antonio Cubero	ESP	RL		Porsche 911 RS 1974	C1	1	1:59.725	7	1:59.895	6	2:03.299	4	2:05.084	3	2:07.754	5		
9	100	Zamudio Racing Elkartea		Jonathan Gomez	ESP			BMW 325i E36	L3	4	2:00.243	13	2:00.443	10	2:01.254	12	2:01.544	9	2:01.979	8		
10	106	Perfil Bajo CE		Antonio Castillo	ESP	RL	Desire Torres	FRA		L3	5	2:00.413	13	2:00.564	12	2:01.466	11	2:02.682	10	2:02.791	9	
11	9	Motor Club Sabadell		Alex Millan	ESP			Mazda MX5 Cup	YT2	1	2:00.713	14	2:01.420	12	2:02.335	13	2:02.716	11	2:02.733	9		
12	2	Adrià Matheu		Adrià Matheu	ESP	RL	Victor Matheu	ESP		L3	6	2:00.751	9	2:02.404	8	2:02.786	10	2:04.554	2	2:08.740	5	
13	102	Zamudio Racing Elkartea		Óscar Gómez	ESP			BMW 325i E36	L3	7	2:00.909	10	2:01.231	8	2:01.358	13	2:01.464	11	2:01.739	12		
14	7	Eficar Team		Juan Carlos Zorrilla	ESP	RL		Porsche 968 CS 1993	L2	2	2:01.044	8	2:03.082	7	2:04.465	6	2:04.713	5	2:11.728	4		
15	110	VSR Motorsport		Fernando Navarrete Jr	ESP		Fernando Navarrete	ESP	RL	L3	8	2:01.278	10	2:01.475	6	2:01.632	9	2:01.636	13	2:01.875	7	
16	112	VSR Motorsport		Stefano Bozzoni	ITA	RL	Vasco A. Silva	PRT		L3	9	2:04.556	7	2:05.481	5	2:05.691	4	2:05.915	8	2:06.324	6	
17	5	Escuderia Barcelona		Tuco Font	ESP	RL		Porsche 911/964 RS 1992	L1	3	2:04.740	8	2:06.645	6	2:08.742	4	2:10.471	5	2:12.342	7		
18	3	Escuderia Barcelona		Lluís Portal	ESP			Volkswagen Golf GTI MKII	C3	1	2:05.895	12	2:06.274	11	2:06.768	10	2:07.105	9	2:07.290	13		
19	90	Antonio Garcia Coma		Antonio Garcia	ESP	RL		Hyundai Accent Copa	YT2	2	2:08.856	12	2:09.402	13	2:09.421	10	2:09.423	11	2:10.150	5		
20	35	Eficar Team		Manuel Gonzalez	ESP	RL		Porsche 911 1965	Pre-65	1	2:10.797	5	2:11.073	7	2:12.245	6	2:12.575	4	2:16.693	3		
21	26	C.D.E Overcar Team		Jaime González	ESP	RL	Juan F. Sánchez	ESP		L3	10	2:13.394	3	2:17.466	4	2:19.930	12	2:20.305	11	2:20.568	5	
22	33	Escuderia Costa Daurada		Antonio Castro	ESP	RL		Porsche 968 Turbo RS	L1	4	11:48.18	3	11:58.46	2								





Circuito del Jarama
COPA DE ESPAÑA DE CLASICOS - LEGEND Y YOUNGTIMERS
Entrenamiento libre
5 Mejores Velocidades



Cl	Nº	Concursante	Nac	Piloto 1	Nac	Piloto 2	Nac	Vehiculo	Cat	Cl	V. Max. 1		V. Max. 2		V. Max. 3		V. Max. 4		V. Max. 5		Avg		
											Km/h	Vta.	Km/h	Vta.	Km/h	Vta.	Km/h	Vta.	Km/h	Vta.			
1	98	Perfil Bajo CE		Juan Antonio Miranda	ESP			BMW M3 E36 1993	L1	1	212.1	8	211.3	11	204.1	6	199.2	7	183.3	3	202.0		
2	18	Albert Cosin		Albert Cosin	ESP	RL	Álex Cosin	ESP	BMW M3 E36 1993	L1	2	207.6	13	200.7	11	199.2	4	197.4	10	196.7	12	200.3	
3	14	Escuderia Barcelona		Antonio Cubero	ESP	RL		Porsche 911 RS 1974	C1	1	195.2	7	183.3	6	171.7	8	169.5	4	163.3	3	176.6		
4	5	Escuderia Barcelona		Tuco Font	ESP	RL		Porsche 911/964 RS 1992	L1	3	194.5	9	190.1	7	181.2	6	177.9	3	168.7	8	182.5		
5	106	Perfil Bajo CE		Antonio Castillo	ESP	RL	Desire Torres	FRA	BMW 325i E36	L3	1	194.2	14	192.8	12	192.1	13	190.4	7	190.4	10	192.0	
6	102	Zamudio Racing Elkartea		Óscar Gómez	ESP			BMW 325i E36	L3	2	193.2	11	192.5	8	192.1	7	191.1	13	190.4	10	191.9		
7	114	VSR Motorsport		Vaios Archontakis	GBR			BMW 325i E36	L3	3	192.5	3	192.1	4	182.4	10	180.3	8	177.0	9	184.8		
8	100	Zamudio Racing Elkartea		Jonathan Gomez	ESP			BMW 325i E36	L3	4	189.4	11	188.8	8	188.4	7	187.5	13	185.8	9	188.0		
9	110	VSR Motorsport		Fernando Navarrete Jr	ESP		Fernando Navarrete	ESP	RL	BMW 325i E36	L3	5	189.4	10	189.4	15	189.1	7	188.4	12	188.4	13	189.0
10	24	Marc García Rojals		Marc García	ESP			Honda Civic	L3	6	185.2	7	184.6	6	184.6	13	182.7	8	182.4	9	183.9		
11	112	VSR Motorsport		Stefano Bozzoni	ITA	RL	Vasco A. Silva	PRT	BMW 325i E36	L3	7	184.3	6	182.7	4	182.4	5	182.1	8	181.8	9	182.6	
12	9	Motor Club Sabadell		Alex Millan	ESP			Mazda MX5 Cup	YT2	1	183.9	13	180.6	12	180.3	14	180.0	11	179.4	9	180.8		
13	64	Paul Vinches		Yves Balasse	FRA	RL	Paul Vinches	FRA	RL	Renault Spider 2.0	YT1	1	183.0	3	180.6	13	180.3	8	178.8	11	178.5	5	180.2
14	36	Escuderia Costa Daurada		Daniel Cuadrado	ESP			BMW M3 E36	L2	1	181.5	4	178.2	8	177.6	3	168.4	9	166.1	2	174.4		
15	2	Adrià Matheu		Adrià Matheu	ESP	RL	Victor Matheu	ESP	Garbi GTS	L3	8	179.7	9	179.7	10	175.8	11	174.7	3	174.4	5	176.9	
16	11	Eficar Team		Teo Perez	ESP			BMW 325i E36	L3	9	179.7	10	177.3	8	173.6	9	172.8	7	172.8	11	175.2		
17	35	Eficar Team		Manuel Gonzalez	ESP	RL		Porsche 911 1965	Pre-65	1	175.6	5	171.4	8	166.4	7	163.1	4	161.6	6	167.6		
18	7	Eficar Team		Juan Carlos Zorrilla	ESP	RL		Porsche 968 CS 1993	L2	2	175.3	8	172.8	6	168.7	9	168.4	5	164.3	7	169.9		
19	3	Escuderia Barcelona		Lluís Portal	ESP			Volkswagen Golf GTI MKII	C3	1	172.5	13	171.7	9	170.6	12	169.8	10	169.5	11	170.8		
20	90	Antonio Garcia Coma		Antonio Garcia	ESP	RL		Hyundai Accent Copa	YT2	2	166.1	13	165.1	11	164.8	4	164.6	6	164.6	12	165.0		
21	26	C.D.E Overcar Team		Jaime González	ESP	RL	Juan F. Sánchez	ESP	BMW 325i E36	L3	10	164.8	10	159.5	12	156.2	9	155.1	11	149.3	3	157.0	
22	33	Escuderia Costa Daurada		Antonio Castro	ESP	RL		Porsche 968 Turbo RS	L1	4	79.9	2	71.2	3	62.4	1						71.2	





Circuito del Jarama

COPA DE ESPAÑA DE CLASICOS - LEGEND Y YOUNGTIMERS

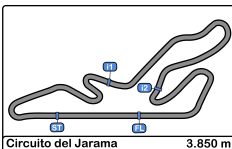
Entrenamiento libre

Secuencia Vueltas Rápidas



Vta.	Hora Día	Tiempo Sesión	Nº	Concursante	Nac	Piloto 1	Nac	Piloto 2	Nac	Vehículo	Cat	Tiempo	Km/h
2	11:39:24.256	2:04:24.256	64	Paul Vinches		Yves Balasse	FRA	RL Paul Vinches	FRA	RL Renault Spider 2.0	YT1	2:01.297	114.2
3	11:41:59.191	2:06:59.191	114	VSR Motorsport		Vaios Archontakis	GBR			BMW 325i E36	L3	1:59.202	116.2
4	11:46:01.246	2:11:01.246	36	Escuderia Costa Daurada		Daniel Cuadrado	ESP			BMW M3 E36	L2	1:57.514	117.9
5	11:46:42.094	2:11:42.094	98	Perfil Bajo CE		Juan Antonio Miranda	ESP			BMW M3 E36 1993	L1	1:54.531	121.0
6	11:48:30.436	2:13:30.436	98	Perfil Bajo CE		Juan Antonio Miranda	ESP			BMW M3 E36 1993	L1	1:48.342	127.9
7	11:50:17.579	2:15:17.579	98	Perfil Bajo CE		Juan Antonio Miranda	ESP			BMW M3 E36 1993	L1	1:47.143	129.3





Circuito del Jarama
COPA DE ESPAÑA DE CLASICOS - LEGEND Y YOUNGTIMERS

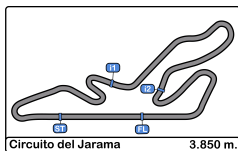


Entrenamiento libre

Mejor Maxima Velocidad del Evento

Nº	Concursante	Nac	Piloto 1	Nac	Piloto 2	Nac	Vehiculo	Cat	Km/h	Sesión
98	Perfil Bajo CE		Juan Antonio Miranda	ESP			BMW M3 E36 1993	L1	212.1	Entrenamiento libre
18	Albert Cosin		Albert Cosin	ESP	RL	Álex Cosin	ESP		207.6	Entrenamiento libre
14	Escuderia Barcelona		Antonio Cubero	ESP	RL		Porsche 911 RS 1974	C1	195.2	Entrenamiento libre
5	Escuderia Barcelona		Tuco Font	ESP	RL		Porsche 911/964 RS 1992	L1	194.5	Entrenamiento libre
106	Perfil Bajo CE		Antonio Castillo	ESP	RL	Desire Torres	FRA		194.2	Entrenamiento libre
102	Zamudio Racing Elkartea		Óscar Gómez	ESP			BMW 325i E36	L3	193.2	Entrenamiento libre
114	VSR Motorsport		Vaios Archontakis	GBR			BMW 325i E36	L3	192.5	Entrenamiento libre
110	VSR Motorsport		Fernando Navarrete Jr	ESP		Fernando Navarrete	ESP	RL	189.4	Entrenamiento libre
100	Zamudio Racing Elkartea		Jonathan Gomez	ESP			BMW 325i E36	L3	189.4	Entrenamiento libre
24	Marc García Rojals		Marc García	ESP			Honda Civic	L3	185.2	Entrenamiento libre
112	VSR Motorsport		Stefano Bozzoni	ITA	RL	Vasco A. Silva	PRT		184.3	Entrenamiento libre
9	Motor Club Sabadell		Alex Millan	ESP			Mazda MX5 Cup	YT2	183.9	Entrenamiento libre
64	Paul Vinches		Yves Balasse	FRA	RL	Paul Vinches	FRA	RL	183.0	Entrenamiento libre
36	Escuderia Costa Daurada		Daniel Cuadrado	ESP			BMW M3 E36	L2	181.5	Entrenamiento libre
2	Adrià Matheu		Adrià Matheu	ESP	RL	Victor Matheu	ESP		179.7	Entrenamiento libre
11	Eficar Team		Teo Perez	ESP			BMW 325i E36	L3	179.7	Entrenamiento libre
35	Eficar Team		Manuel Gonzalez	ESP	RL		Porsche 911 1965	Pre-65	175.6	Entrenamiento libre
7	Eficar Team		Juan Carlos Zorrilla	ESP	RL		Porsche 968 CS 1993	L2	175.3	Entrenamiento libre
3	Escuderia Barcelona		Lluís Portal	ESP			Volkswagen Golf GTI MKII	C3	172.5	Entrenamiento libre
90	Antonio Garcia Coma		Antonio Garcia	ESP	RL		Hyundai Accent Copa	YT2	166.1	Entrenamiento libre
26	C.D.E Overcar Team		Jaime González	ESP	RL	Juan F. Sánchez	ESP		164.8	Entrenamiento libre
33	Escuderia Costa Daurada		Antonio Castro	ESP	RL		Porsche 968 Turbo RS	L1	79.9	Entrenamiento libre





Circuito del Jarama
COPA DE ESPAÑA DE CLASICOS
Entrenamiento libre
Tiempos Parada en Pit



YOUNGTIMERS

2 Adrià Matheu L3 Adrià Matheu
 Victor Matheu Garbi GTS

Nr.	In Day Time	In Time	Out Time	Pit Time	T. Pit Time	Handicap	Penalty
1	9:41:47.824	9:41:47.824	9:46:19.760	4:31.936	4:31.936		

3 Luis Portal C3 Escuderia Barcelona
 Volkswagen Golf GTI MKII 1982

Nr.	In Day Time	In Time	Out Time	Pit Time	T. Pit Time	Handicap	Penalty
1	9:44:51.655	9:44:51.655	9:47:51.638	2:59.983	2:59.983		

18 Albert Cosin L1 Albert Cosin
 Alex Cosin BMW M3 E36 1993

Nr.	In Day Time	In Time	Out Time	Pit Time	T. Pit Time	Handicap	Penalty
1	9:52:11.540	9:52:11.540	9:54:56.706	2:45.166	2:45.166		

24 Marc García L3 Marc García Rojals
 Honda Civic

Nr.	In Day Time	In Time	Out Time	Pit Time	T. Pit Time	Handicap	Penalty
1	9:54:04.489	9:54:04.489	9:57:20.809	3:16.320	3:16.320		

26 Jaime González L3 C.D.E Overcar Team
 Juan F. Sánchez BMW 325i E36

Nr.	In Day Time	In Time	Out Time	Pit Time	T. Pit Time	Handicap	Penalty
1	9:47:40.038	9:47:40.038	9:50:12.613	2:32.575	2:32.575		

33 Antonio Castro L1 Escuderia Costa Daurada
 Porsche 968 Turbo RS

Nr.	In Day Time	In Time	Out Time	Pit Time	T. Pit Time	Handicap	Penalty
1	9:40:43.162	9:40:43.162	9:50:03.622	9:20.460	9:20.460		
2	9:52:41.624	9:52:41.624	10:01:53.245	9:11.621	18:32.081		

35 Manuel Gonzalez Pre-65 Eficar Team
 Porsche 911 1965

Nr.	In Day Time	In Time	Out Time	Pit Time	T. Pit Time	Handicap	Penalty
1	10:01:19.507	10:01:19.507	10:03:40.675	2:21.168	2:21.168		

36 Daniel Cuadrado L2 Escuderia Costa Daurada
 BMW M3 E36

Nr.	In Day Time	In Time	Out Time	Pit Time	T. Pit Time	Handicap	Penalty
1	9:48:37.566	9:48:37.566	9:53:06.854	4:29.288	4:29.288		

64 Yves Balasse YT1 Paul Vinches
 Paul Vinches Renault Spider 2.0

Nr.	In Day Time	In Time	Out Time	Pit Time	T. Pit Time	Handicap	Penalty
1	9:45:44.117	9:45:44.117	9:47:26.192	1:42.075	1:42.075		

98 Juan Antonio Miranda L1 Perfil Bajo CE
 BMW M3 E36 1993

Nr.	In Day Time	In Time	Out Time	Pit Time	T. Pit Time	Handicap	Penalty
1	9:54:34.552	9:54:34.552	10:00:26.403	5:51.851	5:51.851		

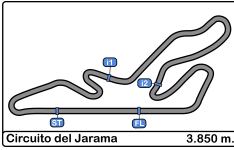
106 Antonio Castillo L3 Perfil Bajo CE
 Desire Torres BMW 325i E36

Nr.	In Day Time	In Time	Out Time	Pit Time	T. Pit Time	Handicap	Penalty
1	9:50:47.436	9:50:47.436	9:52:43.293	1:55.857	1:55.857		

114 Vaios Archontakis L3 VSR Motorsport
 BMW 325i E36

Nr.	In Day Time	In Time	Out Time	Pit Time	T. Pit Time	Handicap	Penalty
1	9:44:06.253	9:44:06.253	9:46:04.116	1:57.863	1:57.863		





Circuito del Jarama

COPA DE ESPAÑA DE CLASICOS - LEGEND Y YOUNGTIMERS


Entrenam. Calificativo Piloto - 1

Resultados Provisionales

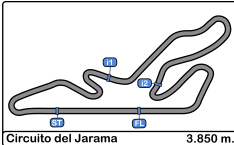


Cls	Nº	Concursante	Nac	Piloto 1	Nac	Piloto 2	Nac	Vehiculo	Cat	Cls	Vtas.	V.R.	Tiempo	Dif 1º	Intervalo	Km/h
1	98	Perfil Bajo CE		Juan Antonio Miranda	ESP			BMW M3 E36 1993	L1	1	8	5	1:47.010			129.5
2	18	Albert Cosin		Albert Cosin	ESP	RL	<u>Álex Cosin</u>	BMW M3 E36 1993	L1	2	8	7	1:48.180	1.170	1.170	128.1
3	31	Ignacio Leirana		Ignacio Leirana	ESP			Citroen AX Sport 1988	L3	1	6	5	1:51.997	4.987	3.817	123.7
4	23	Escuderia Gredos		Jorge López Atienza	ESP			Porsche 911 3.0 RS 1977	C1	1	4	3	1:52.106	5.096	0.109	123.6
5	39	Jordi Puig		Jordi Puig	ESP	RL		Porsche 993 GT2 1993	YGT	1	3	2	1:53.462	6.452	1.356	122.1
6	7	Eficar Team		Juan Carlos Zorrilla	ESP	RL		Porsche 968 CS 1993	L2	1	8	7	1:55.182	8.172	1.720	120.3
7	64	Paul Vinches		Yves Balasse	FRA	RL	<u>Paul Vinches</u>	Renault Spider 2.0	YT1	1	9	6	1:57.619	10.609	2.437	117.8
8	36	Escuderia Costa Daurada		Daniel Cuadrado	ESP			BMW M3 E36	L2	2	5	4	1:58.172	11.162	0.553	117.2
9	34	Automovil Club Alcalans		Antonio Noguera	ESP	RL		Lotus Elan S1 1964	Pre-65	1	7	6	1:58.286	11.276	0.114	117.1
10	24	Marc García Rojals		Marc García	ESP			Honda Civic	L3	2	8	6	1:59.619	12.609	1.333	115.8
11	14	Escuderia Barcelona		Antonio Cubero	ESP	RL		Porsche 911 RS 1974	C1	2	8	7	1:59.879	12.869	0.260	115.6
12	26	C.D.E Overcar Team		<u>Jaime González</u>	ESP	RL	Juan F. Sánchez	BMW 325i E36	L3	3	8	6	2:00.035	13.025	0.156	115.4
13	11	Eficar Team		Teo Perez	ESP			BMW 325i E36	L3	4	8	6	2:00.568	13.558	0.533	114.9
14	102	Zamudio Racing Elkartea		Óscar Gómez	ESP			BMW 325i E36	L3	5	6	3	2:00.631	13.621	0.063	114.8
15	2	Adrià Matheu		Adrià Matheu	ESP	RL	<u>Victor Matheu</u>	Garbi GTS	L3	6	8	7	2:00.810	13.800	0.179	114.7
16	100	Zamudio Racing Elkartea		Jonathan Gomez	ESP			BMW 325i E36	L3	7	6	4	2:00.869	13.859	0.059	114.6
17	9	Motor Club Sabadell		Alex Millan	ESP			Mazda MX5 Cup	YT2	1	9	7	2:01.151	14.141	0.282	114.4
18	104	A.D. AUT. RACVN		Oscar Abajo	ESP			BMW 325i E36	L3	8	6	5	2:01.644	14.634	0.493	113.9
19	106	Perfil Bajo CE		Antonio Castillo	ESP	RL	<u>Desire Torres</u>	BMW 325i E36	L3	9	7	4	2:02.369	15.359	0.725	113.2
20	110	VSR Motorsport		Fernando Navarrete Jr	ESP		<u>Fernando Navarrete</u>	BMW 325i E36	L3	10	8	3	2:02.717	15.707	0.348	112.9
21	5	Escuderia Barcelona		Tuco Font	ESP	RL		Porsche 911/964 RS 1992	L1	3	8	6	2:03.708	16.698	0.991	112.0
22	10	Motor Club Sabadell		Albert Pecanins	ESP			Porsche 911 2.2 T	C2	1	8	3	2:04.218	17.208	0.510	111.5
23	112	VSR Motorsport		Stefano Bozzoni	ITA	RL	<u>Vasco A. Silva</u>	BMW 325i E36	L3	11	8	5	2:04.874	17.864	0.656	110.9
24	114	VSR Motorsport		Vaios Archontakis	GBR			BMW 325i E36	L3	12	8	5	2:05.885	18.875	1.011	110.1
25	20	Escuderia Barcelona		Carlos Beltran	ESP	RL		Porsche 968 Cup	L2	3	5	3	2:06.318	19.308	0.433	109.7
26	105	A.D. AUT. RACVN		Julian Olaiz	ESP	RL		BMW 325i E36	L3	13	5	2	2:06.436	19.426	0.118	109.6
27	35	Eficar Team		Manuel Gonzalez	ESP	RL		Porsche 911 1965	Pre-65	2	8	7	2:07.297	20.287	0.861	108.8
28	3	Escuderia Barcelona		Lluís Portal	ESP			Volkswagen Golf GTI MKII 1982	C3	1	7	3	2:07.393	20.383	0.096	108.7
29	90	Antonio Garcia Coma		Antonio Garcia	ESP	RL		Hyundai Accent Copa	YT2	2	7	5	2:09.593	22.583	2.200	106.9
30	32	Escuderia Barcelona		Pablo Tarrero	ESP	RL		Porsche 911 1965	Pre-65	3	6	5	2:18.879	31.869	9.286	99.7
31	30	Escudería Madrid Históricos		Enrique J. Garcia	ESP	RL		Simca Abarth 1,3	Pre-65	4	6	4	2:40.053	53.043	21.174	86.5

Publicado a las:.....

Comisarios Deportivos:	Director de Carrera:	Cronometrador: 
------------------------	----------------------	--





Circuito del Jarama

COPA DE ESPAÑA DE CLASICOS - LEGEND Y YOUNGTIMERS

Entrenam. Calificativo Piloto - 1

Resultados Provisionales por categoria



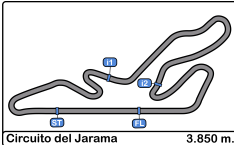
Circuito del Jarama 3.850 m.

Cls	Nº	Concursante	Nac	Piloto 1	Nac	Piloto 2	Nac	Vehiculo	Cat	Cls	Vtas.	Tiemp	Tiempo	Dif 1º	Intervalo	Km/h	
L1																	
1	98	Perfil Bajo CE		Juan Antonio Miranda	ESP			BMW M3 E36 1993	L1	1	8	5	1:47.010			129.5	
2	18	Albert Cosin		Albert Cosin	ESP	RL	Álex Cosin	ESP	L1	2	8	7	1:48.180	1.170	1.170	128.1	
3	5	Escuderia Barcelona		Tuco Font	ESP	RL		Porsche 911/964 RS 1992	L1	3	8	6	2:03.708	16.698	15.528	112.0	
L3																	
1	31	Ignacio Leirana		Ignacio Leirana	ESP			Citroen AX Sport 1988	L3	1	6	5	1:51.997			123.7	
2	24	Marc García Rojals		Marc García	ESP			Honda Civic	L3	2	8	6	1:59.619	7.622	7.622	115.8	
3	26	C.D.E Overcar Team		Jaime González	ESP	RL	Juan F. Sánchez	ESP	L3	3	8	6	2:00.035	8.038	0.416	115.4	
4	11	Eficar Team		Teo Perez	ESP			BMW 325i E36	L3	4	8	6	2:00.568	8.571	0.533	114.9	
5	102	Zamudio Racing Elkartea		Óscar Gómez	ESP			BMW 325i E36	L3	5	6	3	2:00.631	8.634	0.063	114.8	
6	2	Adrián Matheu		Adrián Matheu	ESP	RL	Victor Matheu	ESP	L3	6	8	7	2:00.810	8.813	0.179	114.7	
7	100	Zamudio Racing Elkartea		Jonathan Gomez	ESP			BMW 325i E36	L3	7	6	4	2:00.869	8.872	0.059	114.6	
8	104	A.D. AUT. RACVN		Oscar Abajo	ESP			BMW 325i E36	L3	8	6	5	2:01.644	9.647	0.775	113.9	
9	106	Perfil Bajo CE		Antonio Castillo	ESP	RL	Desire Torres	FRA	L3	9	7	4	2:02.369	10.372	0.725	113.2	
10	110	VSR Motorsport		Fernando Navarrete Jr	ESP		Fernando Navarrete	ESP	RL	L3	10	8	3	2:02.717	10.720	0.348	112.9
11	112	VSR Motorsport		Stefano Bozzoni	ITA	RL	Vasco A. Silva	PRT	L3	11	8	5	2:04.874	12.877	2.157	110.9	
12	114	VSR Motorsport		Vaios Archontakis	GBR			BMW 325i E36	L3	12	8	5	2:05.885	13.888	1.011	110.1	
13	105	A.D. AUT. RACVN		Julian Olaiz	ESP	RL		BMW 325i E36	L3	13	5	2	2:06.436	14.439	0.551	109.6	
C1																	
1	23	Escuderia Gredos		Jorge López Atienza	ESP			Porsche 911 3.0 RS 1977	C1	1	4	3	1:52.106			123.6	
2	14	Escuderia Barcelona		Antonio Cubero	ESP	RL		Porsche 911 RS 1974	C1	2	8	7	1:59.879	7.773	7.773	115.6	
YGT																	
1	39	Jordi Puig		Jordi Puig	ESP	RL		Porsche 993 GT2 1993	YGT	1	3	2	1:53.462			122.1	
L2																	
1	7	Eficar Team		Juan Carlos Zorrilla	ESP	RL		Porsche 968 CS 1993	L2	1	8	7	1:55.182			120.3	
2	36	Escuderia Costa Daurada		Daniel Cuadrado	ESP			BMW M3 E36	L2	2	5	4	1:58.172	2.990	2.990	117.2	
3	20	Escuderia Barcelona		Carlos Beltran	ESP	RL		Porsche 968 Cup	L2	3	5	3	2:06.318	11.136	8.146	109.7	
YT1																	
1	64	Paul Vinches		Yves Balasse	FRA	RL	Paul Vinches	FRA	RL	YT1	1	9	6	1:57.619			117.8
Pre-65																	
1	34	Automovil Club Alcalans		Antonio Noguera	ESP	RL		Lotus Elan S1 1964	Pre-65	1	7	6	1:58.286			117.1	
2	35	Eficar Team		Manuel Gonzalez	ESP	RL		Porsche 911 1965	Pre-65	2	8	7	2:07.297	9.011	9.011	108.8	
3	32	Escuderia Barcelona		Pablo Tarrero	ESP	RL		Porsche 911 1965	Pre-65	3	6	5	2:18.879	20.593	11.582	99.7	
4	30	Escudería Madrid Históricos		Enrique J. Garcia	ESP	RL		Simca Abarth 1,3	Pre-65	4	6	4	2:40.053	41.767	21.174	86.5	
YT2																	
1	9	Motor Club Sabadell		Alex Millan	ESP			Mazda MX5 Cup	YT2	1	9	7	2:01.151			114.4	

Publicado a las:.....

Comisarios Deportivos:	Director de Carrera:	Cronometrador:
-------------------------------	-----------------------------	-----------------------





Circuito del Jarama
COPA DE ESPAÑA DE CLASICOS - LEGEND Y YOUNGTIMERS
Entrenam. Calificativo Piloto - 1
Resultados Provisionales por categoria

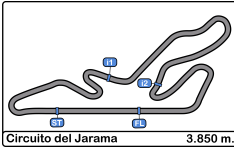


Cls	Nº	Concursante	Nac	Piloto 1	Nac	Piloto 2	Nac	Vehiculo	Cat	Cls	Vtas.	Tiemp	Tiempo	Dif 1º	Intervalo	Km/h
2	90	Antonio Garcia Coma		Antonio Garcia	ESP	RL		Hyundai Accent Copa	YT2	2	7	5	2:09.593	8.442	8.442	106.9
C2																
1	10	Motor Club Sabadell		Albert Pecanins	ESP		RL	Porsche 911 2.2 T	C2	1	8	3	2:04.218			111.5
C3																
1	3	Escuderia Barcelona		Lluís Portal	ESP			Volkswagen Golf GTI MKII 1982	C3	1	7	3	2:07.393			108.7

Publicado a las:.....

Comisarios Deportivos:	Director de Carrera:	Cronometrador:
-------------------------------	-----------------------------	-----------------------





Circuito del Jarama

COPA DE ESPAÑA DE CLASICOS - LEGEND Y YOUNGTIMERS

Entrenam. Calificativo Piloto - 1

Resultados Provisionales por categoria



Cls	Nº	Concursante	Nac	Piloto 1	Nac	Piloto 2	Nac	Vehiculo	Cat	Cls	Vtas.	Tiemp	Tiempo	Dif 1º	Intervalo	Km/h	
Trofeo 325																	
1	102	Zamudio Racing Elkartea		Óscar Gómez	ESP			BMW 325i E36	L3	5	6	3	2:00.631			114.8	
2	100	Zamudio Racing Elkartea		Jonathan Gomez	ESP			BMW 325i E36	L3	7	6	4	2:00.869	0.238	0.238	114.6	
3	104	A.D. AUT. RACVN		Oscar Abajo	ESP			BMW 325i E36	L3	8	6	5	2:01.644	1.013	0.775	113.9	
4	106	Perfil Bajo CE		Antonio Castillo	ESP	RL	<u>Desire Torres</u>	FRA	L3	9	7	4	2:02.369	1.738	0.725	113.2	
5	110	VSR Motorsport		Fernando Navarrete Jr	ESP		<u>Fernando Navarrete</u>	ESP	RL	L3	10	8	3	2:02.717	2.086	0.348	112.9
6	112	VSR Motorsport		Stefano Bozzoni	ITA	RL	<u>Vasco A. Silva</u>	PRT	L3	11	8	5	2:04.874	4.243	2.157	110.9	
7	114	VSR Motorsport		Vaios Archontakis	GBR			BMW 325i E36	L3	12	8	5	2:05.885	5.254	1.011	110.1	
8	105	A.D. AUT. RACVN		Julian Olaiz	ESP	RL		BMW 325i E36	L3	13	5	2	2:06.436	5.805	0.551	109.6	

Publicado a las:.....

Comisarios Deportivos:	Director de Carrera:	Cronometrador:
-------------------------------	-----------------------------	-----------------------





Circuito del Jarama
COPA DE ESPAÑA DE CLASICOS
Entrenam. Calificativo Piloto - 1
Tiempos Por Vuelta



YOUNGTIMERS

2							10								
1 Adrià Matheu			Garbi GTS				1 Albert Pecanins			Porsche 911 2.2 T					
L3			Adrià Matheu				C2			Motor Club Sabadell					
Vta.	D	Tiempo	Sector 1	Sector 2	Sector 3	V.Max	Tiempo	Vta.	D	Tiempo	Sector 1	Sector 2	Sector 3	V.Max	Tiempo
1	2	14:32:17.653	14:30:47.769	50.211	39.673	78.4	14:32:17.653	1	14:32:08.554	14:30:34.110	55.480	38.964	73.5	14:32:08.554	
2	2	2:08.497	50.443	42.268	35.786	169.2	14:34:26.150	2	2:24.441	50.048	46.661	47.732	154.7	14:34:32.995	
3	2	2:07.183	47.456	43.116	36.611	175.3	14:36:33.333	3	2:04.218	47.081	42.147	34.990	188.8	14:36:37.213	
4	2	2:05.000	47.425	42.475	35.100	161.4	14:38:38.333	4	2:05.357	47.967	42.438	34.952	179.4	14:38:42.570	
5	2	2:05.404	47.879	41.814	35.711	169.0	14:40:43.737	5	2:04.742	47.393	42.230	35.119	192.1	14:40:47.312	
6	2	2:03.428	47.074	41.430	34.924	175.6	14:42:47.165	6	2:05.863	47.373	42.589	35.901	191.4	14:42:53.175	
7	2	2:00.810	46.234	40.471	34.105	175.0	14:44:47.975	7	2:05.692	48.688	42.124	34.880	176.1	14:44:58.867	
8	2	2:20.101 P	52.078	43.199	44.824	142.6	14:47:08.076	8	2:36.619 P	53.076	51.540	52.003	174.1	14:47:35.486	

3							11								
1 Lluís Portal			Volkswagen Golf GTI MKII 1982				1 Teo Perez			BMW 325i E36					
C3			Escuderia Barcelona				L3			Eficar Team					
Vta.	D	Tiempo	Sector 1	Sector 2	Sector 3	V.Max	Tiempo	Vta.	D	Tiempo	Sector 1	Sector 2	Sector 3	V.Max	Tiempo
1	14:32:12.099	14:30:42.376	51.868	37.855	73.8	14:32:12.099	1	14:32:11.949	14:30:26.575	1:00.852	44.522	65.6	14:32:11.949		
2	2:15.374	50.267	48.747	36.360	162.1	14:34:27.473	2	2:14.731	54.668	42.326	37.737	111.4	14:34:26.680		
3	2:07.393	48.966	43.002	35.425	170.3	14:36:34.866	3	2:06.788	48.938	41.374	36.476	169.5	14:36:33.468		
4	2:16.314 P	48.939	44.866	42.509	171.4	14:38:51.180	4	2:02.006	46.294	41.530	34.182	174.1	14:38:35.474		
5	3:03.524	1:42.907	43.358	37.259	90.8	14:41:54.704	5	2:01.411	46.086	41.101	34.224	179.7	14:40:36.885		
6	2:08.013	48.488	43.238	36.287	167.9	14:44:02.717	6	2:00.568	45.913	40.949	33.706	184.6	14:42:37.453		
7	2:34.414 P	56.163	48.226	50.025	150.2	14:46:37.131	7	2:01.375	45.469	41.028	34.878	187.1	14:44:38.828		
8	2:22.921 P	49.916	44.926	48.079	162.6	14:47:01.749									

5							14								
1 Tuco Font			Porsche 911/964 RS 1992				1 Antonio Cubero			Porsche 911 RS 1974					
L1			Escuderia Barcelona				C1			Escuderia Barcelona					
Vta.	D	Tiempo	Sector 1	Sector 2	Sector 3	V.Max	Tiempo	Vta.	D	Tiempo	Sector 1	Sector 2	Sector 3	V.Max	Tiempo
1	14:32:13.853	14:30:45.915	49.171	38.767	71.3	14:32:13.853	1	14:32:10.603	14:30:46.361	46.818	37.424	73.4	14:32:10.603		
2	2:11.786	49.235	45.193	37.358	163.8	14:34:25.639	2	2:10.114	49.179	46.073	34.862	151.6	14:34:20.717		
3	2:06.889	47.413	43.210	36.266	176.4	14:36:32.528	3	2:05.154	48.591	42.658	33.905	181.8	14:36:25.871		
4	2:04.786	46.589	43.371	34.826	176.4	14:38:37.314	4	2:03.112	47.348	42.226	33.538	173.0	14:38:28.983		
5	2:05.807	46.868	43.204	35.735	197.8	14:40:43.121	5	2:01.482	46.398	41.186	33.898	187.1	14:40:30.465		
6	2:03.708	46.357	42.145	35.206	191.4	14:42:46.829	6	2:03.347	48.837	40.319	34.191	183.3	14:42:33.812		
7	2:04.181	47.364	41.384	35.433	160.7	14:44:51.010	7	1:59.879	45.625	40.992	33.262	194.9	14:44:33.691		
8	2:13.483 P	47.181	41.857	44.445	196.3	14:47:04.493	8	2:21.522 P	49.522	43.265	48.735	157.8	14:46:55.213		

7							18								
1 Juan Carlos Zorrilla			Porsche 968 CS 1993				1 Albert Cosin			BMW M3 E36 1993					
L2			Eficar Team				L1			Albert Cosin					
Vta.	D	Tiempo	Sector 1	Sector 2	Sector 3	V.Max	Tiempo	Vta.	D	Tiempo	Sector 1	Sector 2	Sector 3	V.Max	Tiempo
1	14:32:04.196	14:30:25.335	57.224	41.637	60.5	14:32:04.196	1	14:33:13.871	14:31:40.524	52.956	40.391	70.3	14:33:13.871		
2	2:08.981	51.950	42.961	34.070	145.7	14:34:13.177	2	1:50.714	43.130	36.963	30.621	190.1	14:35:04.585		
3	1:58.727	45.887	40.131	32.709	180.0	14:36:11.904	3	1:49.308	42.463	36.708	30.137	200.3	14:36:53.893		
4	1:59.073	45.622	40.821	32.630	179.7	14:38:10.977	4	2:04.524	41.805	39.870	42.849	208.8	14:38:58.417		
5	1:57.972	45.161	40.265	32.546	187.8	14:40:08.949	5	1:50.421	41.793	36.044	32.584	206.1	14:40:48.838		
6	1:57.587	45.000	39.918	32.669	186.8	14:42:06.536	6	2:49.038	57.713	1:13.851	37.474	111.8	14:43:37.876		
7	1:55.182	44.232	38.476	32.474	193.5	14:44:01.718	7	1:48.180	41.892	36.235	30.053	213.4	14:45:26.056		
8	2:33.978 P	54.551	47.726	51.701	161.6	14:46:35.696	8	2:29.331 P	49.899	43.948	55.484	161.1	14:47:55.387		

9							20								
1 Alex Millan			Mazda MX5 Cup				1 Carlos Beltran			Porsche 968 Cup					
YT2			Motor Club Sabadell				L2			Escuderia Barcelona					
Vta.	D	Tiempo	Sector 1	Sector 2	Sector 3	V.Max	Tiempo	Vta.	D	Tiempo	Sector 1	Sector 2	Sector 3	V.Max	Tiempo
1	14:31:26.780	14:30:08.685	43.179	34.916	66.1	14:31:26.780	1	14:32:09.304	14:30:43.481	48.028	37.795	75.4	14:32:09.304		
2	2:03.506	46.997	42.212	34.297	175.3	14:33:30.286	2	2:07.627	49.460	43.260	34.907	156.2	14:34:16.931		
3	2:02.524	46.925	41.377	34.222	176.7	14:35:32.810	3	2:06.318	47.199	43.212	35.907	180.3	14:36:23.249		
4	2:03.476	46.869	42.808	33.799	177.0	14:37:36.286	4	2:06.759	48.738	42.740	35.281	177.0	14:38:30.008		
5	2:01.582	46.660	41.167	33.755	179.1	14:39:37.868	5	2:17.894 P	46.857	42.500	48.537	181.8	14:40:47.902		
6	2:01.778	46.397	41.430	33.951	178.2	14:41:39.646									
7	2:01.151	46.390	40.856	33.905	177.6	14:43:40.797									
8	2:01.428	46.473	41.071	33.884	178.5	14:45:42.225									
9	2:25.131 P	52.546	45.631	46.954	153.8	14:48:07.356									





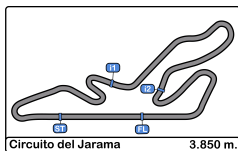
Circuito del Jarama
COPA DE ESPAÑA DE CLASICOS
Entrenam. Calificativo Piloto - 1
Tiempos Por Vuelta



YOUNGTIMERS

23							32								
1		Jorge López Atienza			Porsche 911 3.0 RS 1977		1		Pablo Tarrero			Porsche 911 1965			
C1		2			Escuderia Gredos		Pre-65		2			Escuderia Barcelona			
Vta.	D	Tiempo	Sector 1	Sector 2	Sector 3	V.Max	Tiempo	Vta.	D	Tiempo	Sector 1	Sector 2	Sector 3	V.Max	Tiempo
1		14:32:01.137	14:30:44.528	43.203	33.406	82.6	14:32:01.137	1		14:32:45.412	14:31:06.919	55.090	43.403	61.2	14:32:45.412
2		1:54.365	44.494	38.754	31.117	190.8	14:33:55.502	2		2:26.995	56.984	49.886	40.125	137.0	14:35:12.407
3		1:52.106	43.316	37.467	31.323	176.4	14:35:47.608	3		2:21.230	52.596	49.293	39.341	155.3	14:37:33.637
4		2:03.812 P	43.749	38.674	41.389	191.8	14:37:51.420	4		2:19.612	52.745	47.803	39.064	161.9	14:39:53.249
24							34								
1		Marc García			Honda Civic		1		Antonio Noguera			Lotus Elan S1 1964			
L3		2			Marc García Rojals		Pre-65		2			Automovil Club Alcalans			
Vta.	D	Tiempo	Sector 1	Sector 2	Sector 3	V.Max	Tiempo	Vta.	D	Tiempo	Sector 1	Sector 2	Sector 3	V.Max	Tiempo
1		14:32:06.407	14:30:40.596	49.153	36.658	71.7	14:32:06.407	1		14:32:04.681	14:30:27.023	56.853	40.805	69.7	14:32:04.681
2		2:03.380	48.563	40.838	33.979	162.1	14:34:09.787	2		2:09.354	48.463	46.396	34.495	165.1	14:34:14.035
3		2:00.710	45.819	41.146	33.745	183.6	14:36:10.497	3		2:01.293	46.344	41.551	33.398	173.3	14:36:15.328
4		2:02.721	46.028	42.751	33.942	183.0	14:38:13.218	4		1:58.767	45.190	40.536	33.041	177.6	14:38:14.095
5		2:06.146	45.666	45.203	35.277	185.2	14:40:19.364	5		2:03.357	45.732	42.956	34.669	174.1	14:40:17.452
6		1:59.619	45.832	40.320	33.467	184.9	14:42:18.983	6		1:58.286	45.375	39.638	33.273	179.7	14:42:15.738
7		2:00.929	45.743	41.582	33.604	185.2	14:44:19.912	7		2:11.577 P	46.831	41.305	43.441	165.8	14:44:27.315
8		2:20.781 P	49.100	45.652	46.029	175.8	14:46:40.693	35							
1		Jaime González			BMW 325i E36		1		Manuel Gonzalez			Porsche 911 1965			
L3		2			C.D.E Overcar Team		Pre-65		2			Eficar Team			
Vta.	D	Tiempo	Sector 1	Sector 2	Sector 3	V.Max	Tiempo	Vta.	D	Tiempo	Sector 1	Sector 2	Sector 3	V.Max	Tiempo
1	1	14:32:06.211	14:30:29.286	55.655	41.270	68.5	14:32:06.211	1		14:32:04.473	14:30:28.574	55.801	40.098	55.2	14:32:04.473
2	1	2:11.650	51.453	43.243	36.954	145.5	14:34:17.861	2		2:11.012	52.443	43.278	35.291	150.2	14:34:15.485
3	1	2:06.420	49.878	41.444	35.098	164.3	14:36:24.281	3		2:07.550	47.982	43.348	36.220	174.4	14:36:23.035
4	1	2:09.025	49.866	43.921	35.238	177.6	14:38:33.306	4		2:11.930	49.953	44.933	37.044	166.4	14:38:34.965
5	1	2:01.547	45.543	41.162	34.842	196.7	14:40:34.853	5		2:07.991	48.874	43.024	36.093	165.1	14:40:42.956
6	1	2:00.035	45.851	40.737	33.447	195.6	14:42:34.888	6		2:09.854	50.396	43.256	36.202	151.4	14:42:52.810
7	1	2:00.158	45.455	41.305	33.398	196.7	14:44:35.046	7		2:07.297	48.574	43.696	35.027	168.7	14:45:00.107
8	1	2:24.642 P	49.164	45.249	50.229	153.8	14:46:59.688	8		2:53.580 P	59.053	57.714	56.813	158.8	14:47:53.687
30							36								
1		Enrique J. Garcia			Simca Abarth 1,3		1		Daniel Cuadrado			BMW M3 E36			
Pre-65		2			Escuderia Madrid Históricos		L2		2			Escuderia Costa Daurada			
Vta.	D	Tiempo	Sector 1	Sector 2	Sector 3	V.Max	Tiempo	Vta.	D	Tiempo	Sector 1	Sector 2	Sector 3	V.Max	Tiempo
1		14:33:46.897	14:32:04.217	54.970	47.710	69.4	14:33:46.897	1		14:32:04.900	14:30:35.508	49.942	39.450	76.8	14:32:04.900
2		2:43.802	1:02.846	53.872	47.084	124.1	14:36:30.699	2		2:02.283	48.365	41.376	32.542	162.4	14:34:07.183
3		2:47.375	1:04.611	57.651	45.113	110.9	14:39:18.074	3		1:58.326	45.399	40.155	32.772	171.9	14:36:05.509
4		2:40.053	1:01.370	53.860	44.823	124.8	14:41:58.127	4		1:58.172	45.431	39.989	32.752	173.6	14:38:03.681
5		2:44.606	1:01.450	57.744	45.412	133.1	14:44:42.733	5		2:27.482 P	45.553	44.462	57.467	176.7	14:40:31.163
6		3:08.585 P	1:05.121	1:02.867	1:00.597	116.6	14:47:51.318	39							
1		Ignacio Leirana			Citroen AX Sport 1988		1		Jordi Puig			Porsche 993 GT2 1993			
L3		2			Ignacio Leirana		YGT		2			Jordi Puig			
Vta.	D	Tiempo	Sector 1	Sector 2	Sector 3	V.Max	Tiempo	Vta.	D	Tiempo	Sector 1	Sector 2	Sector 3	V.Max	Tiempo
1		14:32:19.562	14:30:56.978	47.184	35.400	73.2	14:32:19.562	1		14:32:08.986	14:30:48.997	44.651	35.338	86.2	14:32:08.986
2		2:09.862	52.218	44.156	33.488	142.4	14:34:29.424	2		1:53.462	44.525	38.057	30.880	181.8	14:34:02.448
3		1:56.837	45.774	38.256	32.807	170.8	14:36:26.261	3		9:46.728 P	8:14.423	51.319	40.986	105.8	14:43:49.176
4		1:54.001	44.980	37.693	31.328	189.1	14:38:20.262								
5		1:51.997	43.036	37.744	31.217	194.2	14:40:12.259								
6		2:10.410 P	43.215	42.806	44.389	194.9	14:42:22.669								



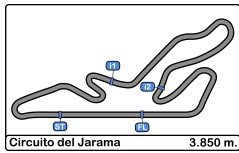


Circuito del Jarama
COPA DE ESPAÑA DE CLASICOS
Entrenam. Calificativo Piloto - 1
Tiempos Por Vuelta



YOUNGTIMERS

64							104								
1 Yves Balasse			Renault Spider 2.0				1 Oscar Abajo			BMW 325i E36					
YT1			Paul Vinches				L3			A.D. AUT. RACVN					
Vta.	D	Tiempo	Sector 1	Sector 2	Sector 3	V.Max	Tiempo	Vta.	D	Tiempo	Sector 1	Sector 2	Sector 3	V.Max	Tiempo
1	2	14:31:24.094	14:30:04.293	45.418	34.383	80.8	14:31:24.094	1	14:31:41.563	14:30:22.916	43.503	35.144	64.1	14:31:41.563	
2	2	2:00.914	46.276	41.144	33.494	176.1	14:33:25.008	2	2:01.730	46.483	40.637	34.610	187.1	14:33:43.293	
3	2	1:58.607	45.216	40.506	32.885	188.8	14:35:23.615	3	2:01.778	46.943	40.764	34.071	181.8	14:35:45.071	
4	2	1:59.912	45.272	41.274	33.366	184.3	14:37:23.527	4	2:01.900	45.994	40.919	34.987	194.2	14:37:46.971	
5	2	1:57.803	44.647	40.518	32.638	191.1	14:39:21.330	5	2:01.644	46.457	40.870	34.317	185.2	14:39:48.615	
6	2	1:57.619	44.889	39.859	32.871	173.0	14:41:18.949	6	2:23.498 P	50.784	45.477	47.237	154.7	14:42:12.113	
7	2	1:58.519	44.716	40.582	33.221	173.3	14:43:17.468	105							
8	2	1:59.870	45.217	41.554	33.099	181.2	14:45:17.338	1 Julian Olaiz			BMW 325i E36				
9	2	2:29.926 P	50.981	47.906	51.039	136.5	14:47:47.264	L3			A.D. AUT. RACVN				
Vta.	D	Tiempo	Sector 1	Sector 2	Sector 3	V.Max	Tiempo	Vta.	D	Tiempo	Sector 1	Sector 2	Sector 3	V.Max	Tiempo
1	1	14:31:42.679	14:30:23.561	43.500	35.618	67.5	14:31:42.679	1	14:31:42.679	14:30:23.561	43.500	35.618	67.5	14:31:42.679	
2	2	2:06.436	48.003	42.838	35.595	183.9	14:33:49.115	2	2:06.436	48.003	42.838	35.595	183.9	14:33:49.115	
3	2	2:08.311	49.100	43.528	35.683	187.1	14:35:57.426	3	2:08.311	49.100	43.528	35.683	187.1	14:35:57.426	
4	2	2:08.556	48.852	43.513	36.191	186.5	14:38:05.982	4	2:08.556	48.852	43.513	36.191	186.5	14:38:05.982	
5	2	2:22.875 P	48.726	44.410	49.739	184.6	14:40:28.857	106							
1 Antonio Garcia							Hyundai Accent Copa				BMW 325i E36				
YT2							Antonio Garcia Coma				Perfil Bajo CE				
Vta.	D	Tiempo	Sector 1	Sector 2	Sector 3	V.Max	Tiempo	Vta.	D	Tiempo	Sector 1	Sector 2	Sector 3	V.Max	Tiempo
1	1	14:32:07.847	14:30:31.820	56.530	39.497	68.2	14:32:07.847	1	14:31:23.814	14:30:03.691	44.091	36.032	76.4	14:31:23.814	
2	2	2:17.145	53.871	45.017	38.257	140.4	14:34:24.992	2	2:09.743	49.327	45.648	34.768	183.9	14:33:33.557	
3	2	2:13.229	50.271	45.201	37.757	163.3	14:36:38.221	3	2:02.385	46.907	40.645	34.833	188.4	14:35:35.942	
4	2	2:10.553	49.470	44.225	36.858	166.6	14:38:48.774	4	2:02.369	46.823	40.975	34.571	188.8	14:37:38.311	
5	2	2:09.593	49.349	43.756	36.488	164.6	14:40:58.367	5	2:02.426	46.680	40.761	34.985	190.4	14:39:40.737	
6	2	2:09.638	49.304	43.932	36.402	165.1	14:43:08.005	6	2:03.645	46.935	41.629	35.081	189.8	14:41:44.382	
7	2	2:23.866 P	51.014	47.407	45.445	163.1	14:45:31.871	7	2:10.202 P	47.132	41.539	41.531	178.2	14:43:54.584	
1 Juan Antonio Miranda							BMW M3 E36 1993				BMW 325i E36				
L1							Perfil Bajo CE				VSR Motorsport				
Vta.	D	Tiempo	Sector 1	Sector 2	Sector 3	V.Max	Tiempo	Vta.	D	Tiempo	Sector 1	Sector 2	Sector 3	V.Max	Tiempo
1	1	14:32:03.483	14:30:25.689	57.455	40.339	65.4	14:32:03.483	1	14:32:51.598	14:31:31.445	44.483	35.670	66.7	14:32:51.598	
2	2	1:49.738	42.402	37.444	29.892	204.5	14:33:53.221	2	2:05.207	48.176	42.094	34.937	181.5	14:34:56.805	
3	2	1:49.008	42.625	36.351	30.032	187.1	14:35:42.229	3	2:02.717	46.917	41.462	34.338	182.7	14:36:59.522	
4	2	1:47.991	40.965	36.868	30.158	210.9	14:37:30.220	4	2:03.559	46.856	42.072	34.631	184.6	14:39:03.081	
5	2	1:47.010	40.834	36.420	29.756	214.2	14:39:17.230	5	2:04.178	46.812	41.634	35.732	184.6	14:41:07.259	
6	2	1:48.000	41.123	35.967	30.910	212.5	14:41:05.230	6	2:13.480	51.490	46.458	35.532	162.8	14:43:20.739	
7	2	2:13.434	46.332	47.617	39.485	210.9	14:43:18.664	7	2:04.138	46.662	41.918	35.558	185.2	14:45:24.877	
8	2	2:25.811 P	54.442	47.176	44.193	129.3	14:45:44.475	8	2:38.055 P	54.544	48.943	54.568	138.2	14:48:02.932	
1 Jonathan Gomez							BMW 325i E36				BMW 325i E36				
L3							Zamudio Racing Elkartea				VSR Motorsport				
Vta.	D	Tiempo	Sector 1	Sector 2	Sector 3	V.Max	Tiempo	Vta.	D	Tiempo	Sector 1	Sector 2	Sector 3	V.Max	Tiempo
1	1	14:31:39.690	14:30:21.479	43.692	34.519	63.4	14:31:39.690	1	14:31:41.536	14:30:22.367	43.531	35.638	56.3	14:31:41.536	
2	2	2:01.708	47.143	40.688	33.877	184.6	14:33:41.398	2	2:06.812	48.872	42.571	35.369	170.8	14:33:48.348	
3	2	2:00.973	46.485	40.691	33.797	184.3	14:35:42.371	3	2:05.901	48.464	42.569	34.868	181.5	14:35:54.249	
4	2	2:00.869	46.112	40.653	34.104	188.4	14:37:43.240	4	2:05.163	47.898	42.438	34.827	181.8	14:37:59.412	
5	2	2:02.869	46.331	41.728	34.810	189.8	14:39:46.109	5	2:04.874	47.846	42.338	34.690	181.5	14:40:04.286	
6	2	2:22.273 P	51.951	44.393	45.929	135.0	14:42:08.382	6	2:05.850	47.645	42.510	35.695	182.1	14:42:10.136	
1 Óscar Gómez							BMW 325i E36				BMW 325i E36				
L3							Zamudio Racing Elkartea				VSR Motorsport				
Vta.	D	Tiempo	Sector 1	Sector 2	Sector 3	V.Max	Tiempo	Vta.	D	Tiempo	Sector 1	Sector 2	Sector 3	V.Max	Tiempo
1	1	14:31:39.287	14:30:20.310	44.054	34.923	62.9	14:31:39.287	1	14:31:41.536	14:30:22.367	43.531	35.638	56.3	14:31:41.536	
2	2	2:01.499	47.111	40.529	33.859	184.3	14:33:40.786	2	2:06.812	48.872	42.571	35.369	170.8	14:33:48.348	
3	2	2:00.631	46.381	40.488	33.762	189.4	14:35:41.417	3	2:05.901	48.464	42.569	34.868	181.5	14:35:54.249	
4	2	2:01.111	46.574	40.557	33.980	188.4	14:37:42.528	4	2:05.163	47.898	42.438	34.827	181.8	14:37:59.412	
5	2	2:09.059 P	46.518	41.613	40.928	190.8	14:39:51.587	5	2:04.874	47.846	42.338	34.690	181.5	14:40:04.286	
6	2	4:39.816 P	3:05.278	48.562	45.976	68.7	14:44:31.403	6	2:05.850	47.645	42.510	35.695	182.1	14:42:10.136	
								7	2:05.731	48.431	42.380	34.920	182.7	14:44:15.867	
								8	2:36.383 P	55.231	49.853	51.299	156.0	14:46:52.250	



Circuito del Jarama
COPA DE ESPAÑA DE CLASICOS
Entrenam. Calificativo Piloto - 1
Tiempos Por Vuelta



YOUNGTIMERS

114

1 Vaivos Archontakis

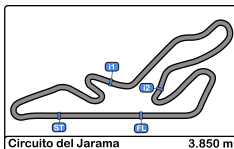
BMW 325i E36

L3

2

VSR Motorsport

Vta. D	Tiempo	Sector 1	Sector 2	Sector 3	V.Max	Tiempo
1	14:32:12.685	14:30:32.787	57.746	42.152	75.8	14:32:12.685
2	2:15.776	56.822	43.364	35.590	112.6	14:34:28.461
3	2:12.392	49.185	44.021	39.186	172.8	14:36:40.853
4	2:18.077	57.168	44.625	36.284	188.4	14:38:58.930
5	<u>2:05.885</u>	<u>47.583</u>	<u>43.082</u>	<u>35.220</u>	185.8	14:41:04.815
6	2:09.619	48.329	45.142	36.148	183.0	14:43:14.434
7	2:08.473	48.041	44.941	35.491	186.8	14:45:22.907
8	2:36.009 P	53.023	50.225	52.761	157.2	14:47:58.916



Circuito del Jarama

COPA DE ESPAÑA DE CLASICOS - LEGEND Y YOUNGTIMERS

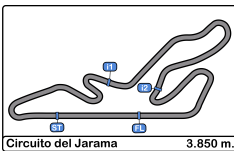
Entrenam. Calificativo Piloto - 1

Mejores Sectores



Sector - 1				Sector - 2				Sector - 3				Vuelta Ideal vs Mejor Vuelta				
Clas	Nº	Piloto	Tiempo	Nº	Piloto	Tiempo	Nº	Piloto	Tiempo	Clas	Nº	Piloto	Vta. Ideal	Mejor V.	Clas	
1	98	Juan Antonio Miranda	40.834	98	Juan Antonio Miranda	35.967	98	Juan Antonio Miranda	29.756	1	98	Juan Antonio Miranda	1:46.557	1:47.010	1	
2	18	Álex Cosin	41.793	18	Álex Cosin	36.044	18	Álex Cosin	30.053	2	18	Álex Cosin	1:47.890	1:48.180	2	
3	31	Ignacio Leirana	43.036	23	Jorge López Atienza	37.467	39	Jordi Puig	30.880	3	23	Jorge López Atienza	1:51.900	1:52.106	4	
4	23	Jorge López Atienza	43.316	31	Ignacio Leirana	37.693	23	Jorge López Atienza	31.117	4	31	Ignacio Leirana	1:51.946	1:51.997	3	
5	7	Juan Carlos Zorrilla	44.232	39	Jordi Puig	38.057	31	Ignacio Leirana	31.217	5	39	Jordi Puig	1:53.462	1:53.462	5	
6	39	Jordi Puig	44.525	7	Juan Carlos Zorrilla	38.476	7	Juan Carlos Zorrilla	32.474	6	7	Juan Carlos Zorrilla	1:55.182	1:55.182	6	
7	64	Paul Vinches	44.647	34	Antonio Noguera	39.638	36	Daniel Cuadrado	32.542	7	64	Paul Vinches	1:57.144	1:57.619	7	
8	34	Antonio Noguera	45.190	64	Paul Vinches	39.859	64	Paul Vinches	32.638	8	34	Antonio Noguera	1:57.869	1:58.286	9	
9	36	Daniel Cuadrado	45.399	36	Daniel Cuadrado	39.989	34	Antonio Noguera	33.041	9	36	Daniel Cuadrado	1:57.930	1:58.172	8	
10	26	Jaime González	45.455	14	Antonio Cubero	40.319	14	Antonio Cubero	33.262	10	14	Antonio Cubero	1:59.206	1:59.879	11	
11	11	Teo Perez	45.469	24	Marc García	40.320	26	Jaime González	33.398	11	24	Marc García	1:59.453	1:59.619	10	
12	14	Antonio Cubero	45.625	2	Victor Matheu	40.471	24	Marc García	33.467	12	26	Jaime González	1:59.590	2:00.035	12	
13	24	Marc García	45.666	102	Óscar Gómez	40.488	11	Teo Perez	33.706	13	11	Teo Perez	2:00.124	2:00.568	13	
14	104	Oscar Abajo	45.994	104	Oscar Abajo	40.637	9	Alex Millan	33.755	14	100	Jonathan Gomez	2:00.562	2:00.869	16	
15	100	Jonathan Gomez	46.112	106	Desire Torres	40.645	102	Óscar Gómez	33.762	15	102	Óscar Gómez	2:00.631	2:00.631	14	
16	2	Victor Matheu	46.234	100	Jonathan Gomez	40.653	100	Jonathan Gomez	33.797	16	104	Oscar Abajo	2:00.702	2:01.644	18	
17	5	Tuco Font	46.357	26	Jaime González	40.737	104	Oscar Abajo	34.071	17	2	Victor Matheu	2:00.810	2:00.810	15	
18	102	Óscar Gómez	46.381	9	Alex Millan	40.856	2	Victor Matheu	34.105	18	9	Alex Millan	2:01.001	2:01.151	17	
19	9	Alex Millan	46.390	11	Teo Perez	40.949	110	Fernando Navarrete	34.338	19	106	Desire Torres	2:01.896	2:02.369	19	
20	110	Fernando Navarrete	46.662	5	Tuco Font	41.384	106	Desire Torres	34.571	20	110	Fernando Navarrete	2:02.462	2:02.717	20	
21	106	Desire Torres	46.680	110	Fernando Navarrete	41.462	112	Vasco A. Silva	34.690	21	5	Tuco Font	2:02.567	2:03.708	21	
22	20	Carlos Beltran	46.857	10	Albert Pecanins	42.124	5	Tuco Font	34.826	22	10	Albert Pecanins	2:04.085	2:04.218	22	
23	10	Albert Pecanins	47.081	112	Vasco A. Silva	42.338	10	Albert Pecanins	34.880	23	20	Carlos Beltran	2:04.264	2:06.318	25	
24	114	Vaios Archontakis	47.583	20	Carlos Beltran	42.500	20	Carlos Beltran	34.907	24	112	Vasco A. Silva	2:04.673	2:04.874	23	
25	112	Vasco A. Silva	47.645	105	Julian Olaiz	42.838	35	Manuel Gonzalez	35.027	25	114	Vaios Archontakis	2:05.885	2:05.885	24	
26	35	Manuel Gonzalez	47.982	3	Lluis Portal	43.002	114	Vaios Archontakis	35.220	26	35	Manuel Gonzalez	2:06.033	2:07.297	27	
27	105	Julian Olaiz	48.003	35	Manuel Gonzalez	43.024	3	Lluis Portal	35.425	27	105	Julian Olaiz	2:06.436	2:06.436	26	
28	3	Lluis Portal	48.488	114	Vaios Archontakis	43.082	105	Julian Olaiz	35.595	28	3	Lluis Portal	2:06.915	2:07.393	28	
29	90	Antonio Garcia	49.304	90	Antonio Garcia	43.756	90	Antonio Garcia	36.402	29	90	Antonio Garcia	2:09.462	2:09.593	29	





Circuito del Jarama

COPA DE ESPAÑA DE CLASICOS - LEGEND Y YOUNGTIMERS

Entrenam. Calificativo Piloto - 1

Mejores Sectores



Sector - 1				Sector - 2				Sector - 3				Vuelta Ideal vs Mejor Vuelta				
Clas	Nº	Piloto	Tiempo	Nº	Piloto	Tiempo	Nº	Piloto	Tiempo	Clas	Nº	Piloto	Vta. Ideal	Mejor V.	Clas	
30	32	Pablo Tarrero	52.255	32	Pablo Tarrero	47.425	32	Pablo Tarrero	39.064	30	32	Pablo Tarrero	2:18.744	2:18.879	30	
31	30	Enrique J. Garcia	1:01.370	30	Enrique J. Garcia	53.860	30	Enrique J. Garcia	44.823	31	30	Enrique J. Garcia	2:40.053	2:40.053	31	



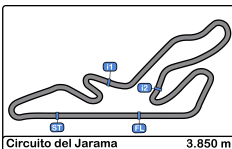


Circuito del Jarama
COPA DE ESPAÑA DE CLASICOS - LEGEND Y YOUNGTIMERS
Entrenam. Calificativo Piloto - 1
5 Mejores Tiempos



Cl	Nº	Concursante	Nac	Piloto 1	Nac	Piloto 2	Nac	Vehiculo	Cat	Cl	Mejor 1		Mejor 2		Mejor 3		Mejor 4		Mejor 5					
											Tiempo	Vta.	Tiempo	Vta.	Tiempo	Vta.	Tiempo	Vta.	Tiempo	Vta.				
1	98	Perfil Bajo CE		Juan Antonio Miranda	ESP			BMW M3 E36 1993	L1	1	1:47.010	5	1:47.991	4	1:48.000	6	1:49.008	3	1:49.738	2				
2	18	Albert Cosin		Albert Cosin	ESP	RL		BMW M3 E36 1993	L1	2	1:48.180	7	1:49.308	3	1:50.421	5	1:50.714	2	2:04.524	4				
3	31	Ignacio Leirana		Ignacio Leirana	ESP			Citroen AX Sport 1988	L3	1	1:51.997	5	1:54.001	4	1:56.837	3	2:09.862	2	2:10.410	6				
4	23	Escuderia Gredos		Jorge López Atienza	ESP			Porsche 911 3.0 RS 1977	C1	1	1:52.106	3	1:54.365	2	2:03.812	4								
5	39	Jordi Puig		Jordi Puig	ESP	RL		Porsche 993 GT2 1993	YGT	1	1:53.462	2	9:46.728	3										
6	7	Eficar Team		Juan Carlos Zorrilla	ESP	RL		Porsche 968 CS 1993	L2	1	1:55.182	7	1:57.587	6	1:57.972	5	1:58.727	3	1:59.073	4				
7	64	Paul Vinches		Yves Balasse	FRA	RL		Renault Spider 2.0	YT1	1	1:57.619	6	1:57.803	5	1:58.519	7	1:58.607	3	1:59.870	8				
8	36	Escuderia Costa Daurada		Daniel Cuadrado	ESP			BMW M3 E36	L2	2	1:58.172	4	1:58.326	3	2:02.283	2	2:27.482	5						
9	34	Automovil Club Alcalans		Antonio Noguera	ESP	RL		Lotus Elan S1 1964	Pre-65	1	1:58.286	6	1:58.767	4	2:01.293	3	2:03.357	5	2:09.354	2				
10	24	Marc García Rojals		Marc García	ESP			Honda Civic	L3	2	1:59.619	6	2:00.710	3	2:00.929	7	2:02.721	4	2:03.380	2				
11	14	Escuderia Barcelona		Antonio Cubero	ESP	RL		Porsche 911 RS 1974	C1	2	1:59.879	7	2:01.482	5	2:03.112	4	2:03.347	6	2:05.154	3				
12	26	C.D.E Overcar Team		<u>Jaime González</u>	ESP	RL		Juan F. Sánchez	ESP			BMW 325i E36	L3	3	2:00.035	6	2:00.158	7	2:01.547	5	2:06.420	3	2:09.025	4
13	11	Eficar Team		Teo Perez	ESP			BMW 325i E36	L3	4	2:00.568	6	2:01.375	7	2:01.411	5	2:02.006	4	2:06.788	3				
14	102	Zamudio Racing Elkartea		Óscar Gómez	ESP			BMW 325i E36	L3	5	2:00.631	3	2:01.111	4	2:01.499	2	2:09.059	5	4:39.816	6				
15	2	Adrià Matheu		Adrià Matheu	ESP	RL		<u>Victor Matheu</u>	ESP			Garbi GTS	L3	6	2:00.810	7	2:03.428	6	2:05.000	4	2:05.404	5	2:07.183	3
16	100	Zamudio Racing Elkartea		Jonathan Gomez	ESP			BMW 325i E36	L3	7	2:00.869	4	2:00.973	3	2:01.708	2	2:02.869	5	2:22.273	6				
17	9	Motor Club Sabadell		Alex Millan	ESP			Mazda MX5 Cup	YT2	1	2:01.151	7	2:01.428	8	2:01.582	5	2:01.778	6	2:02.524	3				
18	104	A.D. AUT. RACVN		Oscar Abajo	ESP			BMW 325i E36	L3	8	2:01.644	5	2:01.730	2	2:01.778	3	2:01.900	4	2:23.498	6				
19	106	Perfil Bajo CE		Antonio Castillo	ESP	RL		<u>Desire Torres</u>	FRA			BMW 325i E36	L3	9	2:02.369	4	2:02.385	3	2:02.426	5	2:03.645	6	2:09.743	2
20	110	VSR Motorsport		Fernando Navarrete Jr	ESP			<u>Fernando Navarrete</u>	ESP	RL		BMW 325i E36	L3	10	2:02.717	3	2:03.559	4	2:04.138	7	2:04.178	5	2:05.207	2
21	5	Escuderia Barcelona		Tuco Font	ESP	RL		Porsche 911/964 RS 1992	L1	3	2:03.708	6	2:04.181	7	2:04.786	4	2:05.807	5	2:06.889	3				
22	10	Motor Club Sabadell		Albert Pecanins	ESP			RL	Porsche 911 2.2 T	C2	1	2:04.218	3	2:04.742	5	2:05.357	4	2:05.692	7	2:05.863	6			
23	112	VSR Motorsport		Stefano Bozzoni	ITA	RL		<u>Vasco A. Silva</u>	PRT			BMW 325i E36	L3	11	2:04.874	5	2:05.163	4	2:05.731	7	2:05.850	6	2:05.901	3
24	114	VSR Motorsport		Vaios Archontakis	GBR			BMW 325i E36	L3	12	2:05.885	5	2:08.473	7	2:09.619	6	2:12.392	3	2:15.776	2				
25	20	Escuderia Barcelona		Carlos Beltran	ESP	RL		Porsche 968 Cup	L2	3	2:06.318	3	2:06.759	4	2:07.627	2	2:17.894	5						
26	105	A.D. AUT. RACVN		Julian Olaiz	ESP	RL		BMW 325i E36	L3	13	2:06.436	2	2:08.311	3	2:08.556	4	2:22.875	5						
27	35	Eficar Team		Manuel Gonzalez	ESP	RL		Porsche 911 1965	Pre-65	2	2:07.297	7	2:07.550	3	2:07.991	5	2:09.854	6	2:11.012	2				
28	3	Escuderia Barcelona		Lluís Portal	ESP			Volkswagen Golf GTI MKII	C3	1	2:07.393	3	2:08.013	6	2:15.374	2	2:16.314	4	2:34.414	7				
29	90	Antonio Garcia Coma		Antonio Garcia	ESP	RL		Hyundai Accent Copa	YT2	2	2:09.593	5	2:09.638	6	2:10.553	4	2:13.229	3	2:17.145	2				
30	32	Escuderia Barcelona		Pablo Tarrero	ESP	RL		Porsche 911 1965	Pre-65	3	2:18.879	5	2:19.612	4	2:21.230	3	2:26.995	2	2:56.668	6				
31	30	Escuderia Madrid Históricos		Enrique J. Garcia	ESP	RL		RL	Simca Abarth 1,3	Pre-65	4	2:40.053	4	2:43.802	2	2:44.606	5	2:47.375	3	3:08.585	6			





Circuito del Jarama
COPA DE ESPAÑA DE CLASICOS - LEGEND Y YOUNGTIMERS
Entrenam. Calificativo Piloto - 1
5 Mejores Velocidades



Cl	Nº	Concursante	Nac	Piloto 1	Nac	Piloto 2	Nac	Vehiculo	Cat	Cl	V. Max. 1		V. Max. 2		V. Max. 3		V. Max. 4		V. Max. 5		Avg
											Km/h	Vta.	Km/h	Vta.	Km/h	Vta.	Km/h	Vta.	Km/h	Vta.	
1	98	Perfil Bajo CE		Juan Antonio Miranda	ESP			BMW M3 E36 1993	L1	1	214.2	5	212.5	6	210.9	4	210.9	7	204.5	2	210.6
2	18	Albert Cosin		Albert Cosin	ESP	RL		BMW M3 E36 1993	L1	2	213.4	7	208.8	4	206.1	5	200.3	3	190.1	2	203.7
3	39	Jordi Puig		Jordi Puig	ESP	RL		Porsche 993 GT2 1993	YGT	1	206.5	3	181.8	2	105.8	3	86.2	1			145.1
4	5	Escuderia Barcelona		Tuco Font	ESP	RL		Porsche 911/964 RS 1992	L1	3	197.8	5	196.3	8	191.4	6	176.4	3	176.4	4	187.7
5	26	C.D.E Overcar Team		Jaime González	ESP	RL		BMW 325i E36	L3	1	196.7	5	196.7	7	195.6	6	177.6	4	164.3	3	186.2
6	14	Escuderia Barcelona		Antonio Cubero	ESP	RL		Porsche 911 RS 1974	C1	1	194.9	7	187.1	5	183.3	6	181.8	3	173.0	4	184.0
7	31	Ignacio Leirana		Ignacio Leirana	ESP			Citroen AX Sport 1988	L3	2	194.9	6	194.2	5	189.1	4	170.8	3	142.4	2	178.3
8	104	A.D. AUT. RACVN		Oscar Abajo	ESP			BMW 325i E36	L3	3	194.2	4	187.1	2	185.2	5	181.8	3	154.7	6	180.6
9	7	Eficar Team		Juan Carlos Zorrilla	ESP	RL		Porsche 968 CS 1993	L2	1	193.5	7	187.8	5	186.8	6	180.0	3	179.7	4	185.5
10	10	Motor Club Sabadell		Albert Pecanins	ESP		RL	Porsche 911 2.2 T	C2	1	192.1	5	191.4	6	188.8	3	179.4	4	176.1	7	185.6
11	23	Escuderia Gredos		Jorge López Atienza	ESP			Porsche 911 3.0 RS 1977	C1	2	191.8	4	190.8	2	176.4	3	82.6	1			160.4
12	64	Paul Vinches		Yves Balasse	FRA	RL		Renault Spider 2.0	YT1	1	191.1	5	188.8	3	184.3	4	181.2	8	176.1	2	184.3
13	102	Zamudio Racing Elkartea		Óscar Gómez	ESP			BMW 325i E36	L3	4	190.8	5	189.4	3	188.4	4	184.3	2	68.7	6	164.3
14	106	Perfil Bajo CE		Antonio Castillo	ESP	RL		BMW 325i E36	L3	5	190.4	5	189.8	6	188.8	4	188.4	3	183.9	2	188.3
15	100	Zamudio Racing Elkartea		Jonathan Gomez	ESP			BMW 325i E36	L3	6	189.8	5	188.4	4	184.6	2	184.3	3	135.0	6	176.4
16	114	VSR Motorsport		Vaios Archontakis	GBR			BMW 325i E36	L3	7	188.4	4	186.8	7	185.8	5	183.0	6	172.8	3	183.4
17	11	Eficar Team		Teo Perez	ESP			BMW 325i E36	L3	8	187.1	7	184.6	6	179.7	5	174.1	4	169.5	3	179.0
18	105	A.D. AUT. RACVN		Julian Olaiz	ESP	RL		BMW 325i E36	L3	9	187.1	3	186.5	4	184.6	5	183.9	2	67.5	1	161.9
19	24	Marc García Rojals		Marc García	ESP			Honda Civic	L3	10	185.2	5	185.2	7	184.9	6	183.6	3	183.0	4	184.4
20	110	VSR Motorsport		Fernando Navarrete Jr	ESP		RL	BMW 325i E36	L3	11	185.2	7	184.6	4	184.6	5	182.7	3	181.5	2	183.7
21	112	VSR Motorsport		Stefano Bozzoni	ITA	RL		BMW 325i E36	L3	12	182.7	7	182.1	6	181.8	4	181.5	3	181.5	5	181.9
22	20	Escuderia Barcelona		Carlos Beltran	ESP	RL		Porsche 968 Cup	L2	2	181.8	5	180.3	3	177.0	4	156.2	2	75.4	1	154.1
23	34	Automovil Club Alcalans		Antonio Noguera	ESP	RL		Lotus Elan S1 1964	Pre-65	1	179.7	6	177.6	4	174.1	5	173.3	3	165.8	7	174.1
24	9	Motor Club Sabadell		Alex Millan	ESP			Mazda MX5 Cup	YT2	1	179.1	5	178.5	8	178.2	6	177.6	7	177.0	4	178.1
25	36	Escuderia Costa Daurada		Daniel Cuadrado	ESP			BMW M3 E36	L2	3	176.7	5	173.6	4	171.9	3	162.4	2	76.8	1	152.3
26	2	Adrián Matheu		Adrián Matheu	ESP	RL		Garbi GTS	L3	13	175.6	6	175.3	3	175.0	7	169.2	2	169.0	5	172.8
27	35	Eficar Team		Manuel Gonzalez	ESP	RL		Porsche 911 1965	Pre-65	2	174.4	3	168.7	7	166.4	4	165.1	5	158.8	8	166.7
28	3	Escuderia Barcelona		Lluís Portal	ESP			Volkswagen Golf GTI MKII	C3	1	171.4	4	170.3	3	167.9	6	162.1	2	150.2	7	164.4
29	90	Antonio Garcia Coma		Antonio Garcia	ESP	RL		Hyundai Accent Copa	YT2	2	166.6	4	165.1	6	164.6	5	163.3	3	163.1	7	164.5
30	32	Escuderia Barcelona		Pablo Tarrero	ESP	RL		Porsche 911 1965	Pre-65	3	161.9	4	160.0	5	155.3	3	138.4	6	137.0	2	150.5
31	30	Escuderia Madrid Históricos		Enrique J. Garcia	ESP	RL		Simca Abarth 1,3	Pre-65	4	133.1	5	124.8	4	124.1	2	116.6	6	110.9	3	121.9





Circuito del Jarama

COPA DE ESPAÑA DE CLASICOS - LEGEND Y YOUNGTIMERS

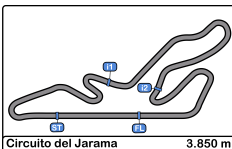
Entrenam. Calificativo Piloto - 1

Secuencia Vueltas Rápidas



Vta.	Hora Día	Tiempo Sesión	Nº	Concursante	Nac	Piloto 1	Nac	Piloto 2	Nac	Vehículo	Cat	Tiempo	Km/h		
2	16:33:25.008	2:08:25.008	64	Paul Vinches		Yves Balasse	FRA	RL	<u>Paul Vinches</u>	FRA	RL	Renault Spider 2.0	YT1	2:00.914	114.6
2	16:33:53.221	2:08:53.221	98	Perfil Bajo CE		Juan Antonio Miranda	ESP					BMW M3 E36 1993	L1	1:49.738	126.3
3	16:35:42.229	2:10:42.229	98	Perfil Bajo CE		Juan Antonio Miranda	ESP					BMW M3 E36 1993	L1	1:49.008	127.1
4	16:37:30.220	2:12:30.220	98	Perfil Bajo CE		Juan Antonio Miranda	ESP					BMW M3 E36 1993	L1	1:47.991	128.3
5	16:39:17.230	2:14:17.230	98	Perfil Bajo CE		Juan Antonio Miranda	ESP					BMW M3 E36 1993	L1	1:47.010	129.5





Circuito del Jarama

COPA DE ESPAÑA DE CLASICOS - LEGEND Y YOUNGTIMERS

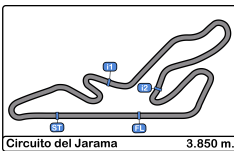
Entrenam. Calificativo Piloto - 1

Mejor Maxima Velocidad del Evento



Nº	Concursante	Nac	Piloto 1	Nac	Piloto 2	Nac	Vehiculo	Cat	Km/h	Sesión		
98	Perfil Bajo CE		Juan Antonio Miranda	ESP			BMW M3 E36 1993	L1	214.2	Entrenam. Calificativo Piloto - 1		
18	Albert Cosin		Albert Cosin	ESP	RL	Álex Cosin	ESP	BMW M3 E36 1993	L1	213.4	Entrenam. Calificativo Piloto - 1	
39	Jordi Puig		Jordi Puig	ESP	RL		Porsche 993 GT2 1993	YGT	206.5	Entrenam. Calificativo Piloto - 1		
5	Escuderia Barcelona		Tuco Font	ESP	RL		Porsche 911/964 RS 1992	L1	197.8	Entrenam. Calificativo Piloto - 1		
26	C.D.E Overcar Team		Jaime González	ESP	RL	Juan F. Sánchez	ESP	BMW 325i E36	L3	196.7	Entrenam. Calificativo Piloto - 1	
14	Escuderia Barcelona		Antonio Cubero	ESP	RL		Porsche 911 RS 1974	C1	195.2	Entrenamiento libre		
31	Ignacio Leirana		Ignacio Leirana	ESP			Citroen AX Sport 1988	L3	194.9	Entrenam. Calificativo Piloto - 1		
106	Perfil Bajo CE		Antonio Castillo	ESP	RL	Desire Torres	FRA	BMW 325i E36	L3	194.2	Entrenamiento libre	
104	A.D. AUT. RACVN		Oscar Abajo	ESP			BMW 325i E36	L3	194.2	Entrenam. Calificativo Piloto - 1		
7	Eficar Team		Juan Carlos Zorrilla	ESP	RL		Porsche 968 CS 1993	L2	193.5	Entrenam. Calificativo Piloto - 1		
102	Zamudio Racing Elkartea		Óscar Gómez	ESP			BMW 325i E36	L3	193.2	Entrenamiento libre		
114	VSR Motorsport		Vaios Archontakis	GBR			BMW 325i E36	L3	192.5	Entrenamiento libre		
10	Motor Club Sabadell		Albert Pecanins	ESP			Porsche 911 2.2 T	C2	192.1	Entrenam. Calificativo Piloto - 1		
23	Escuderia Gredos		Jorge López Atienza	ESP			Porsche 911 3.0 RS 1977	C1	191.8	Entrenam. Calificativo Piloto - 1		
64	Paul Vinches		Yves Balasse	FRA	RL	Paul Vinches	FRA	RL	Renault Spider 2.0	YT1	191.1	Entrenam. Calificativo Piloto - 1
100	Zamudio Racing Elkartea		Jonathan Gomez	ESP			BMW 325i E36	L3	189.8	Entrenam. Calificativo Piloto - 1		
110	VSR Motorsport		Fernando Navarrete Jr	ESP		Fernando Navarrete	ESP	RL	BMW 325i E36	L3	189.4	Entrenamiento libre
105	A.D. AUT. RACVN		Julian Olaiz	ESP	RL		BMW 325i E36	L3	187.1	Entrenam. Calificativo Piloto - 1		
11	Eficar Team		Teo Perez	ESP			BMW 325i E36	L3	187.1	Entrenam. Calificativo Piloto - 1		
24	Marc García Rojals		Marc García	ESP			Honda Civic	L3	185.2	Entrenamiento libre		
112	VSR Motorsport		Stefano Bozzoni	ITA	RL	Vasco A. Silva	PRT	BMW 325i E36	L3	184.3	Entrenamiento libre	
9	Motor Club Sabadell		Alex Millan	ESP			Mazda MX5 Cup	YT2	183.9	Entrenamiento libre		
20	Escuderia Barcelona		Carlos Beltran	ESP	RL		Porsche 968 Cup	L2	181.8	Entrenam. Calificativo Piloto - 1		
36	Escuderia Costa Daurada		Daniel Cuadrado	ESP			BMW M3 E36	L2	181.5	Entrenamiento libre		
2	Adrià Matheu		Adrià Matheu	ESP	RL	Victor Matheu	ESP	Garbi GTS	L3	179.7	Entrenamiento libre	
34	Automovil Club Alcalans		Antonio Noguera	ESP	RL		Lotus Elan S1 1964	Pre-65	179.7	Entrenam. Calificativo Piloto - 1		
35	Eficar Team		Manuel Gonzalez	ESP	RL		Porsche 911 1965	Pre-65	175.6	Entrenamiento libre		
3	Escuderia Barcelona		Lluis Portal	ESP			Volkswagen Golf GTI MKII	C3	172.5	Entrenamiento libre		
90	Antonio Garcia Coma		Antonio Garcia	ESP	RL		Hyundai Accent Copa	YT2	166.6	Entrenam. Calificativo Piloto - 1		
32	Escuderia Barcelona		Pablo Tarrero	ESP	RL		Porsche 911 1965	Pre-65	161.9	Entrenam. Calificativo Piloto - 1		





Circuito del Jarama

COPA DE ESPAÑA DE CLASICOS - LEGEND Y YOUNGTIMERS

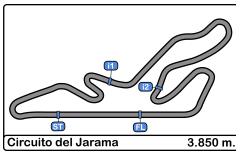
Entrenam. Calificativo Piloto - 1

Mejor Maxima Velocidad del Evento



Nº	Concursante	Nac	Piloto 1	Nac	Piloto 2	Nac	Vehiculo	Cat	Km/h	Sesión
30	Escudería Madrid Históricos		Enrique J. Garcia	ESP	RL		Simca Abarth 1,3	Pre-65	133.1	Entrenam. Calificativo Piloto - 1
33	Escuderia Costa Daurada		Antonio Castro	ESP	RL		Porsche 968 Turbo RS	L1	79.9	Entrenamiento libre





Circuito del Jarama
COPA DE ESPAÑA DE CLASICOS
Entrenam. Calificativo Piloto - 1
Tiempos Parada en Pit



YOUNGTIMERS

3 Luis Portal C3 Escuderia Barcelona

Volkswagen Golf GTI MKII 1982

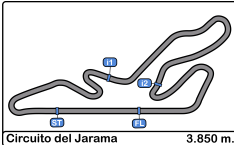
Nr.	In Day Time	In Time	Out Time	Pit Time	T. Pit Time	Handicap	Penalty
1	14:38:51.180	14:38:51.180	14:39:49.971	58.791	58.791		

102 Oscar Gómez L3 Zamudio Racing Elkartea

BMW 325i E36

Nr.	In Day Time	In Time	Out Time	Pit Time	T. Pit Time	Handicap	Penalty
1	14:39:51.587	14:39:51.587	14:42:04.701	2:13.114	2:13.114		






Circuito del Jarama
COPA DE ESPAÑA DE CLASICOS - LEGEND Y YOUNGTIMERS
Entrenam. Calificativo Piloto - 1
Resultados Finales

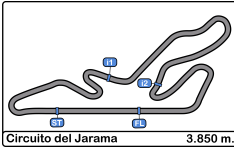


Cls	Nº	Concursante	Nac	Piloto 1	Nac	Piloto 2	Nac	Vehiculo	Cat	Cls	Vtas.	V.R.	Tiempo	Dif 1º	Intervalo	Km/h		
1	98	Perfil Bajo CE		Juan Antonio Miranda	ESP			BMW M3 E36 1993	L1	1	8	5	1:47.010			129.5		
2	18	Albert Cosin		Albert Cosin	ESP	RL	ESP	BMW M3 E36 1993	L1	2	8	7	1:48.180	1.170	1.170	128.1		
3	31	Ignacio Leirana		Ignacio Leirana	ESP			Citroen AX Sport 1988	L3	1	6	5	1:51.997	4.987	3.817	123.7		
4	23	Escuderia Gredos		Jorge López Atienza	ESP			Porsche 911 3.0 RS 1977	C1	1	4	3	1:52.106	5.096	0.109	123.6		
5	39	Jordi Puig		Jordi Puig	ESP	RL		Porsche 993 GT2 1993	YGT	1	3	2	1:53.462	6.452	1.356	122.1		
6	7	Eficar Team		Juan Carlos Zorrilla	ESP	RL		Porsche 968 CS 1993	L2	1	8	7	1:55.182	8.172	1.720	120.3		
7	64	Paul Vinches		Yves Balasse	FRA	RL	Paul Vinches	FRA	RL	Renault Spider 2.0	YT1	1	9	6	1:57.619	10.609	2.437	117.8
8	36	Escuderia Costa Daurada		Daniel Cuadrado	ESP			BMW M3 E36	L2	2	5	4	1:58.172	11.162	0.553	117.2		
9	34	Automovil Club Alcalans		Antonio Noguera	ESP	RL		Lotus Elan S1 1964	Pre-65	1	7	6	1:58.286	11.276	0.114	117.1		
10	24	Marc García Rojals		Marc García	ESP			Honda Civic	L3	2	8	6	1:59.619	12.609	1.333	115.8		
11	14	Escuderia Barcelona		Antonio Cubero	ESP	RL		Porsche 911 RS 1974	C1	2	8	7	1:59.879	12.869	0.260	115.6		
12	26	C.D.E Overcar Team		Jaime González	ESP	RL	Juan F. Sánchez	ESP		BMW 325i E36	L3	3	8	6	2:00.035	13.025	0.156	115.4
13	11	Eficar Team		Teo Perez	ESP			BMW 325i E36	L3	4	8	6	2:00.568	13.558	0.533	114.9		
14	102	Zamudio Racing Elkartea		Óscar Gómez	ESP			BMW 325i E36	L3	5	6	3	2:00.631	13.621	0.063	114.8		
15	2	Adrià Matheu		Adrià Matheu	ESP	RL	Victor Matheu	ESP		Garbi GTS	L3	6	8	7	2:00.810	13.800	0.179	114.7
16	100	Zamudio Racing Elkartea		Jonathan Gomez	ESP			BMW 325i E36	L3	7	6	4	2:00.869	13.859	0.059	114.6		
17	9	Motor Club Sabadell		Alex Millan	ESP			Mazda MX5 Cup	YT2	1	9	7	2:01.151	14.141	0.282	114.4		
18	104	A.D. AUT. RACVN		Oscar Abajo	ESP			BMW 325i E36	L3	8	6	5	2:01.644	14.634	0.493	113.9		
19	106	Perfil Bajo CE		Antonio Castillo	ESP	RL	Desire Torres	FRA		BMW 325i E36	L3	9	7	4	2:02.369	15.359	0.725	113.2
20	110	VSR Motorsport		Fernando Navarrete Jr	ESP		Fernando Navarrete	ESP	RL	BMW 325i E36	L3	10	8	3	2:02.717	15.707	0.348	112.9
21	5	Escuderia Barcelona		Tuco Font	ESP	RL		Porsche 911/964 RS 1992	L1	3	8	6	2:03.708	16.698	0.991	112.0		
22	10	Motor Club Sabadell		Albert Pecanins	ESP			Porsche 911 2.2 T	C2	1	8	3	2:04.218	17.208	0.510	111.5		
23	112	VSR Motorsport		Stefano Bozzoni	ITA	RL	Vasco A. Silva	PRT		BMW 325i E36	L3	11	8	5	2:04.874	17.864	0.656	110.9
24	114	VSR Motorsport		Vaios Archontakis	GBR			BMW 325i E36	L3	12	8	5	2:05.885	18.875	1.011	110.1		
25	20	Escuderia Barcelona		Carlos Beltran	ESP	RL		Porsche 968 Cup	L2	3	5	3	2:06.318	19.308	0.433	109.7		
26	105	A.D. AUT. RACVN		Julian Olaiz	ESP	RL		BMW 325i E36	L3	13	5	2	2:06.436	19.426	0.118	109.6		
27	35	Eficar Team		Manuel Gonzalez	ESP	RL		Porsche 911 1965	Pre-65	2	8	7	2:07.297	20.287	0.861	108.8		
28	3	Escuderia Barcelona		Lluís Portal	ESP			Volkswagen Golf GTI MKII 1982	C3	1	7	3	2:07.393	20.383	0.096	108.7		
29	90	Antonio Garcia Coma		Antonio Garcia	ESP	RL		Hyundai Accent Copa	YT2	2	7	5	2:09.593	22.583	2.200	106.9		
30	32	Escuderia Barcelona		Pablo Tarrero	ESP	RL		Porsche 911 1965	Pre-65	3	6	5	2:18.879	31.869	9.286	99.7		
31	30	Escudería Madrid Históricos		Enrique J. Garcia	ESP	RL		Simca Abarth 1,3	Pre-65	4	6	4	2:40.053	53.043	21.174	86.5		

Publicado a las:.....

Comisarios Deportivos:	Director de Carrera:	Cronometrador: 
-------------------------------	-----------------------------	---





Circuito del Jarama

COPA DE ESPAÑA DE CLASICOS - LEGEND Y YOUNGTIMERS


Entrenam. Calificativo Piloto - 2

Resultados Provisionales

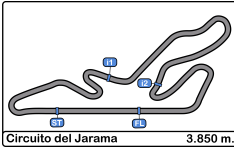


Cls	Nº	Concursante	Nac	Piloto 1	Nac	Piloto 2	Nac	Vehiculo	Cat	Cls	Vtas.	V.R.	Tiempo	Dif 1º	Intervalo	Km/h	
1	39	Jordi Puig		Jordi Puig	ESP	RL		Porsche 993 GT2 1993	YGT	1	3	2	1:47.504			128.9	
2	98	Perfil Bajo CE		Juan Antonio Miranda	ESP			BMW M3 E36 1993	L1	1	8	6	1:48.302	0.798	0.798	127.9	
3	64	Paul Vinches		<u>Yves Balasse</u>	FRA	RL	Paul Vinches	Renault Spider 2.0	YT1	1	9	5	1:55.235	7.731	6.933	120.2	
4	18	Albert Cosin		<u>Albert Cosin</u>	ESP	RL	Álex Cosin	BMW M3 E36 1993	L1	2	8	7	1:55.471	7.967	0.236	120.0	
5	7	Eficar Team		Juan Carlos Zorrilla	ESP	RL		Porsche 968 CS 1993	L2	1	6	3	1:56.062	8.558	0.591	119.4	
6	36	Escuderia Costa Daurada		Daniel Cuadrado	ESP			BMW M3 E36	L2	2	7	6	1:56.074	8.570	0.012	119.4	
7	5	Escuderia Barcelona		Tuco Font	ESP	RL		Porsche 911/964 RS 1992	L1	3	8	7	1:58.368	10.864	2.294	117.0	
8	14	Escuderia Barcelona		Antonio Cubero	ESP	RL		Porsche 911 RS 1974	C1	1	8	7	1:58.628	11.124	0.260	116.8	
9	34	Automovil Club Alcalans		Antonio Noguera	ESP	RL		Lotus Elan S1 1964	Pre-65	1	5	3	1:58.904	11.400	0.276	116.5	
10	24	Marc García Rojals		Marc García	ESP			Honda Civic	L3	1	8	4	1:59.289	11.785	0.385	116.1	
11	11	Eficar Team		Teo Perez	ESP			BMW 325i E36	L3	2	8	3	2:00.495	12.991	1.206	115.0	
12	9	Motor Club Sabadell		Alex Millan	ESP			Mazda MX5 Cup	YT2	1	8	7	2:00.615	13.111	0.120	114.9	
13	100	Zamudio Racing Elkartea		Jonathan Gomez	ESP			BMW 325i E36	L3	3	8	3	2:00.867	13.363	0.252	114.6	
14	110	VSR Motorsport		<u>Fernando Navarrete Jr</u>	ESP		Fernando Navarrete	BMW 325i E36	L3	4	5	4	2:01.369	13.865	0.502	114.1	
15	106	Perfil Bajo CE		<u>Antonio Castillo</u>	ESP	RL	Desire Torres	BMW 325i E36	L3	5	8	3	2:01.404	13.900	0.035	114.1	
16	102	Zamudio Racing Elkartea		Óscar Gómez	ESP			BMW 325i E36	L3	6	6	4	2:01.564	14.060	0.160	114.0	
17	104	A.D. AUT. RACVN		Oscar Abajo	ESP			BMW 325i E36	L3	7	6	5	2:01.659	14.155	0.095	113.9	
18	10	Motor Club Sabadell		Albert Pecanins	ESP			Porsche 911 2.2 T				RL	7	2:02.666	15.162	1.007	112.9
19	112	VSR Motorsport		<u>Stefano Bozzoni</u>	ITA	RL	Vasco A. Silva	BMW 325i E36	L3	8	8	7	2:05.699	18.195	3.033	110.2	
20	20	Escuderia Barcelona		Carlos Beltran	ESP	RL		Porsche 968 Cup	L2	3	6	4	2:05.896	18.392	0.197	110.0	
21	114	VSR Motorsport		Vaios Archontakis	GBR			BMW 325i E36	L3	9	7	5	2:05.910	18.406	0.014	110.0	
22	3	Escuderia Barcelona		Lluís Portal	ESP			Volkswagen Golf GTI MKII 1982	C3	1	8	6	2:06.251	18.747	0.341	109.7	
23	105	A.D. AUT. RACVN		Julian Olaiz	ESP	RL		BMW 325i E36	L3	10	8	3	2:07.514	20.010	1.263	108.6	
24	35	Eficar Team		Manuel Gonzalez	ESP	RL		Porsche 911 1965	Pre-65	2	4	2	2:08.899	21.395	1.385	107.5	
25	90	Antonio Garcia Coma		Antonio Garcia	ESP	RL		Hyundai Accent Copa	YT2	2	6	4	2:09.000	21.496	0.101	107.4	
26	32	Escuderia Barcelona		Pablo Tarrero	ESP	RL		Porsche 911 1965	Pre-65	3	4	3	2:16.722	29.218	7.722	101.3	
27	2	Adrián Matheu		<u>Adrián Matheu</u>	ESP	RL	Victor Matheu	Garbi GTS	L3	11	2	2	2:19.538	32.034	2.816	99.3	
28	26	C.D.E Overcar Team		Jaime González	ESP	RL	<u>Juan F. Sánchez</u>	BMW 325i E36	L3	12	7	3	2:21.513	34.009	1.975	97.9	
29	30	Escudería Madrid Históricos		Enrique J. Garcia	ESP	RL		Simca Abarth 1,3	Pre-65	4	6	3	2:38.295	50.791	16.782	87.5	

Publicado a las:.....

Comisarios Deportivos:	Director de Carrera:	Cronometrador: 
------------------------	----------------------	--





Circuito del Jarama

COPA DE ESPAÑA DE CLASICOS - LEGEND Y YOUNGTIMERS

Entrenam. Calificativo Piloto - 2

Resultados Provisionales por categoria

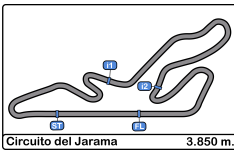


Cls	Nº	Concursante	Nac	Piloto 1	Nac	Piloto 2	Nac	Vehiculo	Cat	Cls	Vtas.	Temp	Tiempo	Dif 1º	Intervalo	Km/h		
YGT																		
1	39	Jordi Puig		Jordi Puig	ESP	RL		Porsche 993 GT2 1993	YGT	1	3	2	1:47.504			128.9		
L1																		
1	98	Perfil Bajo CE		Juan Antonio Miranda	ESP			BMW M3 E36 1993	L1	1	8	6	1:48.302			127.9		
2	18	Albert Cosin		<u>Albert Cosin</u>	ESP	RL	Álex Cosin	ESP	L1	2	8	7	1:55.471	7.169	7.169	120.0		
3	5	Escuderia Barcelona		Tuco Font	ESP	RL		Porsche 911/964 RS 1992	L1	3	8	7	1:58.368	10.066	2.897	117.0		
YT1																		
1	64	Paul Vinches		<u>Yves Balasse</u>	FRA	RL	Paul Vinches	FRA	RL	Renault Spider 2.0	YT1	1	9	5	1:55.235	120.2		
L2																		
1	7	Eficar Team		Juan Carlos Zorrilla	ESP	RL		Porsche 968 CS 1993	L2	1	6	3	1:56.062			119.4		
2	36	Escuderia Costa Daurada		Daniel Cuadrado	ESP			BMW M3 E36	L2	2	7	6	1:56.074	0.012	0.012	119.4		
3	20	Escuderia Barcelona		Carlos Beltran	ESP	RL		Porsche 968 Cup	L2	3	6	4	2:05.896	9.834	9.822	110.0		
C1																		
1	14	Escuderia Barcelona		Antonio Cubero	ESP	RL		Porsche 911 RS 1974	C1	1	8	7	1:58.628			116.8		
Pre-65																		
1	34	Automovil Club Alcalans		Antonio Noguera	ESP	RL		Lotus Elan S1 1964	Pre-65	1	5	3	1:58.904			116.5		
2	35	Eficar Team		Manuel Gonzalez	ESP	RL		Porsche 911 1965	Pre-65	2	4	2	2:08.899	9.995	9.995	107.5		
3	32	Escuderia Barcelona		Pablo Tarrero	ESP	RL		Porsche 911 1965	Pre-65	3	4	3	2:16.722	17.818	7.823	101.3		
4	30	Escudería Madrid Históricos		Enrique J. Garcia	ESP	RL		Simca Abarth 1,3	Pre-65	4	6	3	2:38.295	39.391	21.573	87.5		
L3																		
1	24	Marc García Rojals		Marc García	ESP			Honda Civic	L3	1	8	4	1:59.289			116.1		
2	11	Eficar Team		Teo Perez	ESP			BMW 325i E36	L3	2	8	3	2:00.495	1.206	1.206	115.0		
3	100	Zamudio Racing Elkartea		Jonathan Gomez	ESP			BMW 325i E36	L3	3	8	3	2:00.867	1.578	0.372	114.6		
4	110	VSR Motorsport		<u>Fernando Navarrete Jr</u>	ESP		Fernando Navarrete	ESP	RL	BMW 325i E36	L3	4	5	4	2:01.369	2.080	0.502	114.1
5	106	Perfil Bajo CE		<u>Antonio Castillo</u>	ESP	RL	Desire Torres	FRA		BMW 325i E36	L3	5	8	3	2:01.404	2.115	0.035	114.1
6	102	Zamudio Racing Elkartea		Óscar Gómez	ESP			BMW 325i E36	L3	6	6	4	2:01.564	2.275	0.160	114.0		
7	104	A.D. AUT. RACVN		Oscar Abajo	ESP			BMW 325i E36	L3	7	6	5	2:01.659	2.370	0.095	113.9		
8	112	VSR Motorsport		<u>Stefano Bozzoni</u>	ITA	RL	Vasco A. Silva	PRT		BMW 325i E36	L3	8	8	7	2:05.699	6.410	4.040	110.2
9	114	VSR Motorsport		Vaios Archontakis	GBR			BMW 325i E36	L3	9	7	5	2:05.910	6.621	0.211	110.0		
10	105	A.D. AUT. RACVN		Julian Olaiz	ESP	RL		BMW 325i E36	L3	10	8	3	2:07.514	8.225	1.604	108.6		
11	2	Adrián Matheu		<u>Adrián Matheu</u>	ESP	RL	Victor Matheu	ESP		Garbi GTS	L3	11	2	2	2:19.538	20.249	12.024	99.3
12	26	C.D.E Overcar Team		Jaime González	ESP	RL	<u>Juan F. Sánchez</u>	ESP		BMW 325i E36	L3	12	7	3	2:21.513	22.224	1.975	97.9
YT2																		
1	9	Motor Club Sabadell		Alex Millan	ESP			Mazda MX5 Cup	YT2	1	8	7	2:00.615			114.9		
2	90	Antonio Garcia Coma		Antonio Garcia	ESP	RL		Hyundai Accent Copa	YT2	2	6	4	2:09.000	8.385	8.385	107.4		

Publicado a las:.....

Comisarios Deportivos:	Director de Carrera:	Cronometrador:
-------------------------------	-----------------------------	-----------------------





Circuito del Jarama

COPA DE ESPAÑA DE CLASICOS - LEGEND Y YOUNGTIMERS


Entrenam. Calificativo Piloto - 2

Resultados Provisionales por categoria

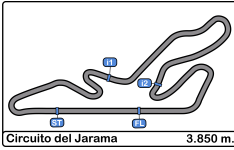


Cls	Nº	Concursante	Nac	Piloto 1	Nac	Piloto 2	Nac	Vehiculo	Cat	Cls	Vtas.	Tiemp	Tiempo	Dif 1º	Intervalo	Km/h
C2																
1	10	Motor Club Sabadell		Albert Pecanins	ESP			RL Porsche 911 2.2 T	C2	1	8	7	2:02.666			112.9
C3																
1	3	Escuderia Barcelona		Lluís Portal	ESP			Volkswagen Golf GTI MKII 1982	C3	1	8	6	2:06.251			109.7

Publicado a las:.....

Comisarios Deportivos:	Director de Carrera:	Cronometrador: 
-------------------------------	-----------------------------	---





Circuito del Jarama

COPA DE ESPAÑA DE CLASICOS - LEGEND Y YOUNGTIMERS

Entrenam. Calificativo Piloto - 2

Resultados Provisionales por categoria

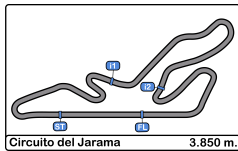


Cls	Nº	Concursante	Nac	Piloto 1	Nac	Piloto 2	Nac	Vehiculo	Cat	Cls	Vtas.	Tiemp	Tiempo	Dif 1º	Intervalo	Km/h	
Trofeo 325																	
1	100	Zamudio Racing Elkartea		Jonathan Gomez	ESP			BMW 325i E36	L3	3	8	3	2:00.867			114.6	
2	110	VSR Motorsport		Fernando Navarrete Jr	ESP	Fernando Navarrete	ESP	RL	BMW 325i E36	L3	4	5	4	2:01.369	0.502	0.502	114.1
3	106	Perfil Bajo CE		Antonio Castillo	ESP	RL	Desire Torres	FRA	BMW 325i E36	L3	5	8	3	2:01.404	0.537	0.035	114.1
4	102	Zamudio Racing Elkartea		Óscar Gómez	ESP			BMW 325i E36	L3	6	6	4	2:01.564	0.697	0.160	114.0	
5	104	A.D. AUT. RACVN		Oscar Abajo	ESP			BMW 325i E36	L3	7	6	5	2:01.659	0.792	0.095	113.9	
6	112	VSR Motorsport		Stefano Bozzoni	ITA	RL	Vasco A. Silva	PRT	BMW 325i E36	L3	8	8	7	2:05.699	4.832	4.040	110.2
7	114	VSR Motorsport		Vaios Archontakis	GBR			BMW 325i E36	L3	9	7	5	2:05.910	5.043	0.211	110.0	
8	105	A.D. AUT. RACVN		Julian Olaiz	ESP	RL		BMW 325i E36	L3	10	8	3	2:07.514	6.647	1.604	108.6	

Publicado a las:.....

Comisarios Deportivos:	Director de Carrera:	Cronometrador:
-------------------------------	-----------------------------	-----------------------





Circuito del Jarama
COPA DE ESPAÑA DE CLASICOS
Entrenam. Calificativo Piloto - 2
Tiempos Por Vuelta



YOUNGTIMERS

2 1 Adrián Matheu Garbi GTS
 L3 2 Victor Matheu Adrián Matheu

Vta.	D	Tiempo	Sector 1	Sector 2	Sector 3	V.Max	Tiempo
1	1	14:52:08.581	14:50:55.967	39.765	32.849	92.9	14:52:08.581
2	1	2:19.538	P	45.277	40.473	53.788	183.9

3 1 Lluís Portal Volkswagen Golf GTI MKII 1982
 C3 2 Escuderia Barcelona

Vta.	D	Tiempo	Sector 1	Sector 2	Sector 3	V.Max	Tiempo
1	1	14:53:03.532	14:51:39.897	47.766	35.869	83.8	14:53:03.532
2	1	2:07.322	48.307	42.997	36.018	169.0	14:55:10.854
3	1	2:06.779	48.565	42.946	35.268	167.1	14:57:17.633
4	1	2:11.399	48.335	42.970	40.094	169.0	14:59:29.032
5	1	2:11.022	49.411	44.222	37.389	163.8	15:01:40.054
6	1	2:06.251	48.136	42.927	35.188	170.6	15:03:46.305
7	1	2:06.579	48.119	43.165	35.295	169.2	15:05:52.884
8	1	2:34.219	P	55.669	50.035	48.515	127.8

5 1 Tuco Font Porsche 911/964 RS 1992
 L1 2 Escuderia Barcelona

Vta.	D	Tiempo	Sector 1	Sector 2	Sector 3	V.Max	Tiempo
1	1	14:52:38.486	14:51:20.693	42.610	35.183	71.9	14:52:38.486
2	1	2:02.544	46.807	41.043	34.694	196.3	14:54:41.030
3	1	2:02.911	46.526	41.232	35.153	185.8	14:56:43.941
4	1	2:00.764	45.478	40.986	34.300	199.6	14:58:44.705
5	1	2:02.675	45.641	41.592	35.442	183.3	15:00:47.380
6	1	2:11.598	52.742	43.421	35.435	202.2	15:02:58.978
7	1	1:58.368	44.944	39.944	33.480	197.8	15:04:57.346
8	1	2:18.423	P	48.959	44.337	45.127	157.8

7 1 Juan Carlos Zorrilla Porsche 968 CS 1993
 L2 2 Eficar Team

Vta.	D	Tiempo	Sector 1	Sector 2	Sector 3	V.Max	Tiempo
1	1	14:53:00.843	14:51:44.549	41.708	34.586	87.8	14:53:00.843
2	1	1:58.759	46.552	39.643	32.564	180.9	14:54:59.602
3	1	1:56.062	44.945	38.538	32.579	177.9	14:56:55.664
4	1	1:56.325	44.128	38.238	33.959	183.6	14:58:51.989
5	1	1:56.934	44.912	40.028	31.994	180.0	15:00:48.923
6	1	2:28.336	P	49.940	44.214	54.182	175.6

9 1 Alex Millan Mazda MX5 Cup
 YT2 2 Motor Club Sabadell

Vta.	D	Tiempo	Sector 1	Sector 2	Sector 3	V.Max	Tiempo
1	1	14:51:53.495	14:50:38.625	41.195	33.675	74.7	14:51:53.495
2	1	2:00.880	46.491	40.723	33.666	178.5	14:53:54.375
3	1	2:01.693	46.582	41.264	33.847	180.3	14:55:56.068
4	1	2:02.011	46.891	41.315	33.805	177.9	14:57:58.079
5	1	2:01.496	46.007	40.875	34.614	178.2	14:59:59.575
6	1	2:02.585	47.803	40.805	33.977	180.0	15:02:02.160
7	1	2:00.615	45.734	41.219	33.662	179.4	15:04:02.775
8	1	2:26.952	P	49.354	49.741	47.857	178.8

10 1 Albert Pecanins Porsche 911 2.2 T
 C2 2 Motor Club Sabadell

Vta.	D	Tiempo	Sector 1	Sector 2	Sector 3	V.Max	Tiempo
1	1	14:51:57.306	14:50:39.195	43.361	34.750	77.8	14:51:57.306
2	1	2:04.584	47.451	42.582	34.551	189.8	14:54:01.890
3	1	2:04.422	47.866	42.078	34.478	176.4	14:56:06.312
4	1	2:04.354	46.984	41.436	35.934	183.6	14:58:10.666
5	1	2:04.080	47.067	42.393	34.620	192.1	15:00:14.746
6	1	2:03.611	47.161	41.471	34.979	193.5	15:02:18.357
7	1	2:02.666	47.110	41.231	34.325	188.4	15:04:21.023
8	1	2:45.563	P	57.307	52.634	55.622	139.8

11 1 Teo Perez BMW 325i E36
 L3 2 Eficar Team

Vta.	D	Tiempo	Sector 1	Sector 2	Sector 3	V.Max	Tiempo
1	1	14:53:14.300	14:51:57.043	42.580	34.677	64.9	14:53:14.300
2	1	2:02.745	47.582	41.160	34.003	167.7	14:55:17.045
3	1	2:00.495	45.978	40.686	33.831	187.5	14:57:17.540
4	1	2:01.325	46.118	40.694	34.513	184.3	14:59:18.865
5	1	2:01.077	46.143	40.537	34.397	180.3	15:01:19.942
6	1	2:01.222	45.925	41.473	33.824	186.5	15:03:21.164
7	1	2:01.420	45.707	41.707	34.006	187.5	15:05:22.584
8	1	2:21.294	P	50.636	45.668	44.990	152.9

14 1 Antonio Cubero Porsche 911 RS 1974
 C1 2 Escuderia Barcelona

Vta.	D	Tiempo	Sector 1	Sector 2	Sector 3	V.Max	Tiempo
1	1	14:53:00.361	14:51:42.267	43.299	34.795	85.5	14:53:00.361
2	1	1:58.887	46.159	39.676	33.052	178.8	14:54:59.248
3	1	1:59.897	46.905	39.316	33.676	174.7	14:56:59.145
4	1	1:58.948	45.894	40.113	32.941	167.9	14:58:58.093
5	1	2:00.382	46.152	40.825	33.405	175.0	15:00:58.475
6	1	2:00.714	46.077	40.257	34.380	181.2	15:02:59.189
7	1	1:58.628	46.089	39.681	32.858	191.8	15:04:57.817
8	1	2:29.550	P	53.348	46.489	49.713	140.2

18 1 Albert Cosin BMW M3 E36 1993
 L1 2 Àlex Cosin Albert Cosin

Vta.	D	Tiempo	Sector 1	Sector 2	Sector 3	V.Max	Tiempo
1	1	14:53:34.899	14:52:18.677	41.264	34.958	86.2	14:53:34.899
2	1	2:03.242	46.563	40.991	35.688	184.9	14:55:38.141
3	1	1:59.691	45.909	39.423	34.359	191.1	14:57:37.832
4	1	1:59.789	45.895	40.683	33.211	200.7	14:59:37.621
5	1	1:57.873	45.107	39.357	33.409	178.5	15:01:35.494
6	1	1:57.482	44.900	39.913	32.669	196.0	15:03:32.976
7	1	1:55.471	43.545	39.180	32.746	208.0	15:05:28.447
8	1	2:31.693	P	50.724	50.769	50.200	188.4

20 1 Carlos Beltran Porsche 968 Cup
 L2 2 Escuderia Barcelona

Vta.	D	Tiempo	Sector 1	Sector 2	Sector 3	V.Max	Tiempo
1	1	14:51:15.043	14:49:55.307	43.979	35.757	76.0	14:51:15.043
2	1	2:08.045	48.447	45.141	34.457	162.4	14:53:23.088
3	1	2:06.617	49.396	42.480	34.741	160.9	14:55:29.705
4	1	2:05.896	48.110	42.939	34.847	169.2	14:57:35.601
5	1	2:08.081	47.781	44.234	36.066	177.9	14:59:43.682
6	1	2:31.036	P	50.461	47.856	52.719	161.1





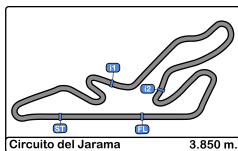
Circuito del Jarama
COPA DE ESPAÑA DE CLASICOS
Entrenam. Calificativo Piloto - 2
Tiempos Por Vuelta



YOUNGTIMERS

23							35						
1		Jorge López Atienza			Porsche 911 3.0 RS 1977		1		Manuel Gonzalez			Porsche 911 1965	
C1		2		Escuderia Gredos			Pre-65		2		Eficar Team		
Vta. D	Tiempo	Sector 1	Sector 2	Sector 3	V.Max	Tiempo	Vta. D	Tiempo	Sector 1	Sector 2	Sector 3	V.Max	Tiempo
1		14:50:02.413			63.1		1	14:52:19.351	14:50:56.453	44.729	38.169	79.2	14:52:19.351
24							36						
1		Marc García			Honda Civic		1		Daniel Cuadrado			BMW M3 E36	
L3		2		Marc García Rojals			L2		2		Escuderia Costa Daurada		
Vta. D	Tiempo	Sector 1	Sector 2	Sector 3	V.Max	Tiempo	Vta. D	Tiempo	Sector 1	Sector 2	Sector 3	V.Max	Tiempo
1	14:52:31.665	14:51:12.280	45.524	33.861	81.4	14:52:31.665	1	14:51:25.560	14:50:07.775	43.241	34.544	77.6	14:51:25.560
2	1:59.579	45.692	40.401	33.486	188.1	14:54:31.244	2	1:57.817	45.182	39.644	32.991	177.0	14:53:23.377
3	2:02.784	46.430	42.951	33.403	185.5	14:56:34.028	3	1:59.583	45.909	41.067	32.607	175.3	14:55:22.960
4	1:59.289	45.371	40.643	33.275	183.9	14:58:33.317	4	1:59.061	46.013	39.633	33.415	176.1	14:57:22.021
5	1:59.541	45.431	40.549	33.561	184.6	15:00:32.858	5	1:56.945	44.876	39.578	32.491	182.4	14:59:18.966
6	1:59.773	45.623	40.319	33.831	184.3	15:02:32.631	6	1:56.074	44.537	39.179	32.358	186.5	15:01:15.040
7	2:00.293	45.697	40.464	34.132	184.6	15:04:32.924	7	2:36.255 P	52.065	51.197	52.993	175.8	15:03:51.295
8	2:38.832 P	52.515	50.155	56.162	132.3	15:07:11.756							
26							39						
1		Jaime González			BMW 325i E36		1		Jordi Puig			Porsche 993 GT2 1993	
L3		2		Juan F. Sánchez			C.D.E Overcar Team		2		Jordi Puig		
Vta. D	Tiempo	Sector 1	Sector 2	Sector 3	V.Max	Tiempo	Vta. D	Tiempo	Sector 1	Sector 2	Sector 3	V.Max	Tiempo
1	14:53:28.095	14:51:58.568	49.184	40.343	70.0	14:53:28.095	1	14:51:57.759	14:50:49.091	37.579	31.089	93.8	14:51:57.759
2	2:23.604	55.027	48.864	39.713	143.4	14:55:51.699	2	1:47.504	40.927	35.904	30.673	210.5	14:53:45.263
3	2:21.513	53.287	48.661	39.565	161.4	14:58:13.212	3	9:53.801 P	8:28.153	37.850	47.798	89.9	15:03:39.064
4	2:33.436	53.234	50.752	49.450	161.9	15:00:46.648							
5	2:25.205	55.168	50.021	40.016	145.1	15:03:11.853							
6	2:27.663	54.248	51.661	41.754	153.6	15:05:39.516							
7	2:44.018 P	55.374	53.983	54.661	149.7	15:08:23.534							
30							64						
1		Enrique J. Garcia			Simca Abarth 1,3		1		Yves Balasse			Renault Spider 2.0	
Pre-65		2		Escuderia Madrid Históricos			YT1		2		Paul Vinches		
Vta. D	Tiempo	Sector 1	Sector 2	Sector 3	V.Max	Tiempo	Vta. D	Tiempo	Sector 1	Sector 2	Sector 3	V.Max	Tiempo
1	14:53:09.942	14:51:29.831	54.649	45.462	69.7	14:53:09.942	1	14:51:51.480	14:50:37.930	40.264	33.286	70.4	14:51:51.480
2	2:56.151	1:09.222	1:01.295	45.634	124.5	14:56:06.093	2	1:57.080	44.775	39.615	32.690	180.9	14:53:48.560
3	2:38.295	1:00.727	52.392	45.176	141.9	14:58:44.388	3	1:58.716	45.168	40.981	32.567	174.1	14:55:47.276
4	2:39.258	1:02.600	52.267	44.391	115.3	15:01:23.646	4	1:58.555	45.359	40.123	33.073	194.2	14:57:45.831
5	2:39.470	1:03.017	52.498	43.955	142.2	15:04:03.116	5	1:55.235	44.014	39.284	31.937	186.5	14:59:41.066
6	2:54.406 P	1:05.497	54.041	54.868	143.8	15:06:57.522	6	1:56.538	44.111	39.795	32.632	196.3	15:01:37.604
							7	1:56.788	44.745	39.322	32.721	196.7	15:03:34.392
							8	1:56.687	44.176	39.998	32.513	196.0	15:05:31.079
							9	2:42.203 P	57.918	48.827	55.458	118.4	15:08:13.282
32							90						
1		Pablo Tarrero			Porsche 911 1965		1		Antonio Garcia			Hyundai Accent Copa	
Pre-65		2		Escuderia Barcelona			YT2		2		Antonio Garcia Coma		
Vta. D	Tiempo	Sector 1	Sector 2	Sector 3	V.Max	Tiempo	Vta. D	Tiempo	Sector 1	Sector 2	Sector 3	V.Max	Tiempo
1	14:53:20.175	14:51:52.298	48.986	38.891	76.7	14:53:20.175	1	14:52:39.650	14:51:17.670	44.626	37.354	75.8	14:52:39.650
2	2:19.357	52.929	47.056	39.372	160.0	14:55:39.532	2	2:10.374	49.583	43.637	37.154	163.8	14:54:50.024
3	2:16.722	51.946	46.995	37.781	162.6	14:57:56.254	3	2:10.781	49.883	43.778	37.120	164.6	14:57:00.805
4	2:57.088 P	56.712	1:01.229	59.147	129.0	15:00:53.342	4	2:09.000	48.936	44.003	36.061	166.4	14:59:09.805
							5	2:10.186	49.058	44.260	36.868	164.8	15:01:19.991
							6	2:33.586 P	55.142	50.046	48.398	165.8	15:03:53.577
34							98						
1		Antonio Noguera			Lotus Elan S1 1964		1		Juan Antonio Miranda			BMW M3 E36 1993	
Pre-65		2		Automovil Club Alcalans			L1		2		Perfil Bajo CE		
Vta. D	Tiempo	Sector 1	Sector 2	Sector 3	V.Max	Tiempo	Vta. D	Tiempo	Sector 1	Sector 2	Sector 3	V.Max	Tiempo
1	14:52:46.952	14:51:29.524	42.295	35.133	72.7	14:52:46.952	1	14:52:02.641	14:50:53.590	37.935	31.116	93.1	14:52:02.641
2	2:00.203	45.809	40.884	33.510	177.0	14:54:47.155	2	1:49.180	42.121	36.478	30.581	208.0	14:53:51.821
3	1:58.904	45.220	40.254	33.430	189.1	14:56:46.059	3	1:52.351	42.253	38.510	31.588	204.9	14:55:44.172
4	2:01.132	46.797	40.725	33.610	188.4	14:58:47.191	4	1:58.662 P	43.590	36.960	38.112	193.8	14:57:42.834
5	2:24.618 P	47.843	46.449	50.326	162.4	15:01:11.809	5	3:44.918	2:36.843	37.855	30.220	102.9	15:01:27.752
							6	1:48.302	41.909	36.323	30.070	194.2	15:03:16.054
							7	1:48.962	41.220	36.909	30.833	208.0	15:05:05.016
							8	2:28.115 P	50.266	51.152	46.697	179.1	15:07:33.131





Circuito del Jarama
COPA DE ESPAÑA DE CLASICOS
Entrenam. Calificativo Piloto - 2
Tiempos Por Vuelta



YOUNGTIMERS

100 1 Jonathan Gomez BMW 325i E36
 L3 2 Zamudio Racing Elkartea

Vta.	D	Tiempo	Sector 1	Sector 2	Sector 3	V.Max	Tiempo
1		14:51:15.968	14:49:59.011	42.595	34.362	71.6	14:51:15.968
2		2:03.883	47.711	42.086	34.086	180.3	14:53:19.851
3		2:00.867	46.509	40.361	33.997	185.2	14:55:20.718
4		2:01.715	46.475	40.409	34.831	186.5	14:57:22.433
5		2:01.324	46.490	40.581	34.253	184.6	14:59:23.757
6		2:01.561	46.630	40.748	34.183	185.8	15:01:25.318
7		2:03.012	46.695	41.368	34.949	189.1	15:03:28.330
8		2:17.418 P	46.808	43.134	47.476	184.3	15:05:45.748

102 1 Óscar Gómez BMW 325i E36
 L3 2 Zamudio Racing Elkartea

Vta.	D	Tiempo	Sector 1	Sector 2	Sector 3	V.Max	Tiempo
1		14:51:16.716	14:49:59.993	42.184	34.539	64.3	14:51:16.716
2		2:03.807	47.347		2:38.346	185.8	14:53:20.523
3		2:01.597	46.695	40.729	34.173	188.8	14:55:22.120
4		2:01.564	46.743	40.844	33.977	190.8	14:57:23.684
5		2:01.970	47.087	40.781	34.102	189.8	14:59:25.654
6		2:29.420 P	53.204	48.104	48.112	168.7	15:01:55.074

104 1 Oscar Abajo BMW 325i E36
 L3 2 A.D. AUT. RACVN

Vta.	D	Tiempo	Sector 1	Sector 2	Sector 3	V.Max	Tiempo
1		14:51:17.334	14:50:00.542	42.403	34.389	74.1	14:51:17.334
2		2:03.371	47.165	42.285	33.921	185.8	14:53:20.705
3		2:02.047	47.152	41.140	33.755	180.6	14:55:22.752
4		2:02.100	47.134	40.618	34.348	170.8	14:57:24.852
5		2:01.659	46.676	40.798	34.185	184.6	14:59:26.511
6		2:31.643 P	53.637	49.215	48.791	177.6	15:01:58.154

105 1 Julian Olaiz BMW 325i E36
 L3 2 A.D. AUT. RACVN

Vta.	D	Tiempo	Sector 1	Sector 2	Sector 3	V.Max	Tiempo
1		14:51:20.875	14:50:01.440	43.103	36.332	77.0	14:51:20.875
2		2:07.717	48.936	42.772	36.009	183.9	14:53:28.592
3		2:07.514	48.863	43.006	35.645	184.9	14:55:36.106
4		2:09.345	49.666	43.597	36.082	185.2	14:57:45.451
5		2:08.078	48.883	42.610	36.585	174.4	14:59:53.529
6		2:12.866	49.541	43.720	39.605	182.7	15:02:06.395
7		2:09.472	49.368	43.804	36.300	182.7	15:04:15.867
8		2:47.516 P	58.481	53.779	55.256	133.3	15:07:03.383

106 1 Antonio Castillo BMW 325i E36
 L3 2 Desire Torres Perfil Bajo CE

Vta.	D	Tiempo	Sector 1	Sector 2	Sector 3	V.Max	Tiempo
1	1	14:52:06.055	14:50:47.432	42.520	36.103	73.0	14:52:06.055
2	1	2:02.213	46.726	40.890	34.597	188.8	14:54:08.268
3	1	2:01.404	46.377	40.790	34.237	189.4	14:56:09.672
4	1	2:10.355	50.135	44.592	35.628	191.1	14:58:20.027
5	1	2:05.742	47.003	43.558	35.181	188.8	15:00:25.769
6	1	2:01.782	46.586	40.850	34.346	188.8	15:02:27.551
7	1	2:01.612	46.383	40.847	34.382	190.4	15:04:29.163
8	1	2:40.791 P	55.313	50.114	55.364	152.1	15:07:09.954

110 1 Fernando Navarrete Jr BMW 325i E36
 L3 2 Fernando Navarrete VSR Motorsport

Vta.	D	Tiempo	Sector 1	Sector 2	Sector 3	V.Max	Tiempo
1	1	14:52:25.777	14:51:09.282	41.829	34.666	81.5	14:52:25.777
2	1	2:01.513	46.617	40.876	34.020	183.3	14:54:27.290
3	1	2:01.468	46.335	40.849	34.284	183.0	14:56:28.758
4	1	2:01.369	46.278	41.030	34.061	183.0	14:58:30.127
5	1	2:19.018 P	46.356	41.379	51.283	181.8	15:00:49.145

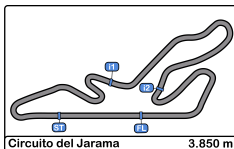
112 1 Stefano Bozzoni BMW 325i E36
 L3 2 Vasco A. Silva VSR Motorsport

Vta.	D	Tiempo	Sector 1	Sector 2	Sector 3	V.Max	Tiempo
1	1	14:52:31.376	14:51:11.507	43.989	35.880	85.3	14:52:31.376
2	1	2:05.979	47.732	42.811	35.436	172.5	14:54:37.355
3	1	2:07.448	47.901	42.773	36.774	173.0	14:56:44.803
4	1	2:06.930	48.984	42.808	35.138	176.4	14:58:51.733
5	1	2:05.942	47.389	42.701	35.852	180.0	15:00:57.675
6	1	2:06.364	47.874	42.661	35.829	164.8	15:03:04.039
7	1	2:05.699	47.277	42.511	35.911	180.0	15:05:09.738
8	1	2:30.088 P	48.712	49.945	51.431	175.6	15:07:39.826

114 1 Vaios Archontakis BMW 325i E36
 L3 2 VSR Motorsport

Vta.	D	Tiempo	Sector 1	Sector 2	Sector 3	V.Max	Tiempo
1		14:53:30.130	14:52:12.383	42.962	34.785	83.3	14:53:30.130
2		2:06.503	48.125	43.124	35.254	174.4	14:55:36.633
3		2:10.109	49.470	44.329	36.310	182.7	14:57:46.742
4		2:07.222	48.231	43.299	35.692	185.5	14:59:53.964
5		2:05.910	48.271	42.610	35.029	179.7	15:01:59.874
6		2:07.114	47.578	44.149	35.387	177.0	15:04:06.988
7		2:44.438 P	56.768	52.890	54.780	149.3	15:06:51.426





Circuito del Jarama

COPA DE ESPAÑA DE CLASICOS - LEGEND Y YOUNGTIMERS

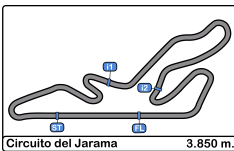
Entrenam. Calificativo Piloto - 2

Mejores Sectores



Sector - 1				Sector - 2				Sector - 3				Vuelta Ideal vs Mejor Vuelta				
Clas	Nº	Piloto	Tiempo	Nº	Piloto	Tiempo	Nº	Piloto	Tiempo	Clas	Nº	Piloto	Vta. Ideal	Mejor V.	Clas	
1	39	Jordi Puig	40.927	39	Jordi Puig	35.904	98	Juan Antonio Miranda	30.070	1	39	Jordi Puig	1:47.504	1:47.504	1	
2	98	Juan Antonio Miranda	41.220	98	Juan Antonio Miranda	36.323	39	Jordi Puig	30.673	2	98	Juan Antonio Miranda	1:47.613	1:48.302	2	
3	18	Albert Cosin	43.545	7	Juan Carlos Zorrilla	38.238	64	Yves Balasse	31.937	3	7	Juan Carlos Zorrilla	1:54.360	1:56.062	5	
4	64	Yves Balasse	44.014	36	Daniel Cuadrado	39.179	7	Juan Carlos Zorrilla	31.994	4	64	Yves Balasse	1:55.235	1:55.235	3	
5	7	Juan Carlos Zorrilla	44.128	18	Albert Cosin	39.180	36	Daniel Cuadrado	32.358	5	18	Albert Cosin	1:55.394	1:55.471	4	
6	36	Daniel Cuadrado	44.537	64	Yves Balasse	39.284	18	Albert Cosin	32.669	6	36	Daniel Cuadrado	1:56.074	1:56.074	6	
7	5	Tuco Font	44.944	14	Antonio Cubero	39.316	2	Adrià Matheu	32.849	7	2	Adrià Matheu	1:57.891	2:19.538	27	
8	34	Antonio Noguera	45.220	2	Adrià Matheu	39.765	14	Antonio Cubero	32.858	8	14	Antonio Cubero	1:58.068	1:58.628	8	
9	2	Adrià Matheu	45.277	5	Tuco Font	39.944	24	Marc García	33.275	9	5	Tuco Font	1:58.368	1:58.368	7	
10	24	Marc García	45.371	34	Antonio Noguera	40.254	34	Antonio Noguera	33.430	10	34	Antonio Noguera	1:58.904	1:58.904	9	
11	11	Teo Perez	45.707	24	Marc García	40.319	5	Tuco Font	33.480	11	24	Marc García	1:58.965	1:59.289	10	
12	9	Alex Millan	45.734	100	Jonathan Gomez	40.361	9	Alex Millan	33.662	12	11	Teo Perez	2:00.068	2:00.495	11	
13	14	Antonio Cubero	45.894	11	Teo Perez	40.537	104	Oscar Abajo	33.755	13	9	Alex Millan	2:00.119	2:00.615	12	
14	110	Fernando Navarrete Jr	46.278	104	Oscar Abajo	40.618	11	Teo Perez	33.824	14	100	Jonathan Gomez	2:00.833	2:00.867	13	
15	106	Antonio Castillo	46.377	9	Alex Millan	40.723	102	Óscar Gómez	33.977	15	104	Oscar Abajo	2:01.049	2:01.659	17	
16	100	Jonathan Gomez	46.475	102	Óscar Gómez	40.729	100	Jonathan Gomez	33.997	16	110	Fernando Navarrete Jr	2:01.147	2:01.369	14	
17	104	Oscar Abajo	46.676	106	Antonio Castillo	40.790	110	Fernando Navarrete Jr	34.020	17	102	Óscar Gómez	2:01.401	2:01.564	16	
18	102	Óscar Gómez	46.695	110	Fernando Navarrete Jr	40.849	106	Antonio Castillo	34.237	18	106	Antonio Castillo	2:01.404	2:01.404	15	
19	10	Albert Pecanins	46.984	10	Albert Pecanins	41.231	10	Albert Pecanins	34.325	19	10	Albert Pecanins	2:02.540	2:02.666	18	
20	112	Stefano Bozzoni	47.277	20	Carlos Beltran	42.480	20	Carlos Beltran	34.457	20	20	Carlos Beltran	2:04.718	2:05.896	20	
21	114	Vaios Archontakis	47.578	112	Stefano Bozzoni	42.511	114	Vaios Archontakis	34.785	21	112	Stefano Bozzoni	2:04.926	2:05.699	19	
22	20	Carlos Beltran	47.781	114	Vaios Archontakis	42.610	112	Stefano Bozzoni	35.138	22	114	Vaios Archontakis	2:04.973	2:05.910	21	
23	3	Lluis Portal	48.119	105	Julian Olaiz	42.610	3	Lluis Portal	35.188	23	3	Lluis Portal	2:06.234	2:06.251	22	
24	105	Julian Olaiz	48.863	3	Lluis Portal	42.927	105	Julian Olaiz	35.645	24	105	Julian Olaiz	2:07.118	2:07.514	23	
25	90	Antonio Garcia	48.936	90	Antonio Garcia	43.637	35	Manuel Gonzalez	35.711	25	35	Manuel Gonzalez	2:08.588	2:08.899	24	
26	35	Manuel Gonzalez	49.066	35	Manuel Gonzalez	43.811	90	Antonio Garcia	36.061	26	90	Antonio Garcia	2:08.634	2:09.000	25	
27	32	Pablo Tarrero	51.946	32	Pablo Tarrero	46.995	32	Pablo Tarrero	37.781	27	32	Pablo Tarrero	2:16.722	2:16.722	26	
28	26	Juan F. Sánchez	53.234	26	Juan F. Sánchez	48.661	26	Juan F. Sánchez	39.565	28	26	Juan F. Sánchez	2:21.460	2:21.513	28	
29	30	Enrique J. Garcia	1:00.727	30	Enrique J. Garcia	52.267	30	Enrique J. Garcia	43.955	29	30	Enrique J. Garcia	2:36.949	2:38.295	29	





Circuito del Jarama

COPA DE ESPAÑA DE CLASICOS - LEGEND Y YOUNGTIMERS

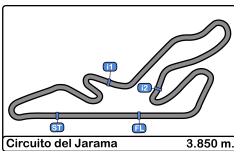
Entrenam. Calificativo Piloto - 2

Mejores Sectores



Sector - 1				Sector - 2				Sector - 3				Vuelta Ideal vs Mejor Vuelta				
Clas	Nº	Piloto	Tiempo	Nº	Piloto	Tiempo	Nº	Piloto	Tiempo	Clas	Nº	Piloto	Vta. Ideal	Mejor V.	Clas	
30	23	Jorge López Atienza	Transpon	23	Jorge López Atienza	Transpon	23	Jorge López Atienza	Transpon	30	23	Jorge López Atienza	Transpon	Transpo	30	



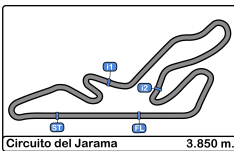


Circuito del Jarama
COPA DE ESPAÑA DE CLASICOS - LEGEND Y YOUNGTIMERS
Entrenam. Calificativo Piloto - 2
5 Mejores Tiempos



Cl	Nº	Concursante	Nac	Piloto 1	Nac	Piloto 2	Nac	Vehiculo	Cat	Cl	Mejor 1		Mejor 2		Mejor 3		Mejor 4		Mejor 5				
											Tiempo	Vta.	Tiempo	Vta.	Tiempo	Vta.	Tiempo	Vta.	Tiempo	Vta.			
1	39	Jordi Puig		Jordi Puig	ESP	RL		Porsche 993 GT2 1993	YGT	1	1:47.504	2	9:53.801	3									
2	98	Perfil Bajo CE		Juan Antonio Miranda	ESP			BMW M3 E36 1993	L1	1	1:48.302	6	1:48.962	7	1:49.180	2	1:52.351	3	1:58.662	4			
3	64	Paul Vinches		<u>Yves Balasse</u>	FRA	RL	Paul Vinches	FRA	RL	Renault Spider 2.0	YT1	1	1:55.235	5	1:56.538	6	1:56.687	8	1:56.788	7	1:57.080	2	
4	18	Albert Cosin		<u>Albert Cosin</u>	ESP	RL	Álex Cosin	ESP		BMW M3 E36 1993	L1	2	1:55.471	7	1:57.482	6	1:57.873	5	1:59.691	3	1:59.789	4	
5	7	Eficar Team		Juan Carlos Zorrilla	ESP	RL		Porsche 968 CS 1993	L2	1	1:56.062	3	1:56.325	4	1:56.934	5	1:58.759	2	2:28.336	6			
6	36	Escuderia Costa Daurada		Daniel Cuadrado	ESP			BMW M3 E36	L2	2	1:56.074	6	1:56.945	5	1:57.817	2	1:59.061	4	1:59.583	3			
7	5	Escuderia Barcelona		Tuco Font	ESP	RL		Porsche 911/964 RS 1992	L1	3	1:58.368	7	2:00.764	4	2:02.544	2	2:02.675	5	2:02.911	3			
8	14	Escuderia Barcelona		Antonio Cubero	ESP	RL		Porsche 911 RS 1974	C1	1	1:58.628	7	1:58.887	2	1:58.948	4	1:59.897	3	2:00.382	5			
9	34	Automovil Club Alcalans		Antonio Noguera	ESP	RL		Lotus Elan S1 1964	Pre-65	1	1:58.904	3	2:00.203	2	2:01.132	4	2:24.618	5					
10	24	Marc García Rojals		Marc García	ESP			Honda Civic	L3	1	1:59.289	4	1:59.541	5	1:59.579	2	1:59.773	6	2:00.293	7			
11	11	Eficar Team		Teo Perez	ESP			BMW 325i E36	L3	2	2:00.495	3	2:01.077	5	2:01.222	6	2:01.325	4	2:01.420	7			
12	9	Motor Club Sabadell		Alex Millan	ESP			Mazda MX5 Cup	YT2	1	2:00.615	7	2:00.880	2	2:01.496	5	2:01.693	3	2:02.011	4			
13	100	Zamudio Racing Elkartea		Jonathan Gomez	ESP			BMW 325i E36	L3	3	2:00.867	3	2:01.324	5	2:01.561	6	2:01.715	4	2:03.012	7			
14	110	VSR Motorsport		<u>Fernando Navarrete Jr</u>	ESP		Fernando Navarrete	ESP	RL	BMW 325i E36	L3	4	2:01.369	4	2:01.468	3	2:01.513	2	2:19.018	5			
15	106	Perfil Bajo CE		<u>Antonio Castillo</u>	ESP	RL	Desire Torres	FRA		BMW 325i E36	L3	5	2:01.404	3	2:01.612	7	2:01.782	6	2:02.213	2	2:05.742	5	
16	102	Zamudio Racing Elkartea		Óscar Gómez	ESP			BMW 325i E36	L3	6	2:01.564	4	2:01.597	3	2:01.970	5	2:03.807	2	2:29.420	6			
17	104	A.D. AUT. RACVN		Oscar Abajo	ESP			BMW 325i E36	L3	7	2:01.659	5	2:02.047	3	2:02.100	4	2:03.371	2	2:31.643	6			
18	10	Motor Club Sabadell		Albert Pecanins	ESP			Porsche 911 2.2 T	RL	C2	1	2:02.666	7	2:03.611	6	2:04.080	5	2:04.354	4	2:04.422	3		
19	112	VSR Motorsport		<u>Stefano Bozzoni</u>	ITA	RL	Vasco A. Silva	PRT		BMW 325i E36	L3	8	2:05.699	7	2:05.942	5	2:05.979	2	2:06.364	6	2:06.930	4	
20	20	Escuderia Barcelona		Carlos Beltran	ESP	RL		Porsche 968 Cup	L2	3	2:05.896	4	2:06.617	3	2:08.045	2	2:08.081	5	2:31.036	6			
21	114	VSR Motorsport		Vaios Archontakis	GBR			BMW 325i E36	L3	9	2:05.910	5	2:06.503	2	2:07.114	6	2:07.222	4	2:10.109	3			
22	3	Escuderia Barcelona		Lluís Portal	ESP			Volkswagen Golf GTI MKII	C3	1	2:06.251	6	2:06.579	7	2:06.779	3	2:07.322	2	2:11.022	5			
23	105	A.D. AUT. RACVN		Julian Olaiz	ESP	RL		BMW 325i E36	L3	10	2:07.514	3	2:07.717	2	2:08.078	5	2:09.345	4	2:09.472	7			
24	35	Eficar Team		Manuel Gonzalez	ESP	RL		Porsche 911 1965	Pre-65	2	2:08.899	2	2:10.035	3	2:20.872	4							
25	90	Antonio Garcia Coma		Antonio Garcia	ESP	RL		Hyundai Accent Copa	YT2	2	2:09.000	4	2:10.186	5	2:10.374	2	2:10.781	3	2:33.586	6			
26	32	Escuderia Barcelona		Pablo Tarrero	ESP	RL		Porsche 911 1965	Pre-65	3	2:16.722	3	2:19.357	2	2:57.088	4							
27	2	Adrià Matheu		<u>Adrià Matheu</u>	ESP	RL	Victor Matheu	ESP		Garbi GTS	L3	11	2:19.538	2									
28	26	C.D.E Overcar Team		Jaime González	ESP	RL	<u>Juan F. Sánchez</u>	ESP		BMW 325i E36	L3	12	2:21.513	3	2:23.604	2	2:25.205	5	2:27.663	6	2:33.436	4	
29	30	Escuderia Madrid Históricos		Enrique J. Garcia	ESP	RL		Simca Abarth 1,3	Pre-65	4	2:38.295	3	2:39.258	4	2:39.470	5	2:54.406	6	2:56.151	2			
30	23	Escuderia Gredos		Jorge López Atienza	ESP			Porsche 911 3.0 RS 1977	C1	2													





Circuito del Jarama

COPA DE ESPAÑA DE CLASICOS - LEGEND Y YOUNGTIMERS

Entrenam. Calificativo Piloto - 2

5 Mejores Velocidades



Cl	Nº	Concursante	Nac	Piloto 1	Nac	Piloto 2	Nac	Vehiculo	Cat	Cl	V. Max. 1		V. Max. 2		V. Max. 3		V. Max. 4		V. Max. 5		Avg
											Km/h	Vta.	Km/h	Vta.	Km/h	Vta.	Km/h	Vta.	Km/h	Vta.	
1	39	Jordi Puig		Jordi Puig	ESP	RL		Porsche 993 GT2 1993	YGT	1	210.5	2	134.8	3	93.8	1	89.9	3			132.2
2	18	Albert Cosin		<u>Albert Cosin</u>	ESP	RL	Álex Cosin	BMW M3 E36 1993	L1	1	208.0	7	200.7	4	196.0	6	191.1	3	188.4	8	196.8
3	98	Perfil Bajo CE		Juan Antonio Miranda	ESP			BMW M3 E36 1993	L1	2	208.0	2	208.0	7	204.9	3	194.2	6	193.8	4	201.8
4	5	Escuderia Barcelona		Tuco Font	ESP	RL		Porsche 911/964 RS 1992	L1	3	202.2	6	199.6	4	197.8	7	196.3	2	185.8	3	196.3
5	64	Paul Vinches		<u>Yves Balasse</u>	FRA	RL	Paul Vinches	Renault Spider 2.0	YT1	1	196.7	7	196.3	6	196.0	8	194.2	4	186.5	5	193.9
6	10	Motor Club Sabadell		Albert Pecanins	ESP			Porsche 911 2.2 T	C2	1	193.5	6	192.1	5	189.8	2	188.4	7	183.6	4	189.5
7	14	Escuderia Barcelona		Antonio Cubero	ESP	RL		Porsche 911 RS 1974	C1	1	191.8	7	181.2	6	178.8	2	175.0	5	174.7	3	180.3
8	106	Perfil Bajo CE		<u>Antonio Castillo</u>	ESP	RL	Desire Torres	BMW 325i E36	L3	1	191.1	4	190.4	7	189.4	3	188.8	2	188.8	5	189.7
9	102	Zamudio Racing Elkartea		Óscar Gómez	ESP			BMW 325i E36	L3	2	190.8	4	189.8	5	188.8	3	185.8	2	168.7	6	184.8
10	34	Automovil Club Alcalans		Antonio Noguera	ESP	RL		Lotus Elan S1 1964	Pre-65	1	189.1	3	188.4	4	177.0	2	162.4	5	72.7	1	157.9
11	100	Zamudio Racing Elkartea		Jonathan Gomez	ESP			BMW 325i E36	L3	3	189.1	7	186.5	4	185.8	6	185.2	3	184.6	5	186.2
12	24	Marc García Rojals		Marc García	ESP			Honda Civic	L3	4	188.1	2	185.5	3	184.6	5	184.6	7	184.3	6	185.4
13	11	Eficar Team		Teo Perez	ESP			BMW 325i E36	L3	5	187.5	3	187.5	7	186.5	6	184.3	4	180.3	5	185.2
14	36	Escuderia Costa Daurada		Daniel Cuadrado	ESP			BMW M3 E36	L2	1	186.5	6	182.4	5	177.0	2	176.1	4	175.8	7	179.6
15	104	A.D. AUT. RACVN		Oscar Abajo	ESP			BMW 325i E36	L3	6	185.8	2	184.6	5	180.6	3	177.6	6	170.8	4	179.9
16	114	VSR Motorsport		Vaios Archontakis	GBR			BMW 325i E36	L3	7	185.5	4	182.7	3	179.7	5	177.0	6	174.4	2	179.9
17	105	A.D. AUT. RACVN		Julian Olaiz	ESP	RL		BMW 325i E36	L3	8	185.2	4	184.9	3	183.9	2	182.7	6	182.7	7	183.9
18	2	Adrián Matheu		<u>Adrián Matheu</u>	ESP	RL	Victor Matheu	Garbi GTS	L3	9	183.9	2	92.9	1							138.4
19	7	Eficar Team		Juan Carlos Zorrilla	ESP	RL		Porsche 968 CS 1993	L2	2	183.6	4	180.9	2	180.0	5	177.9	3	175.6	6	179.6
20	110	VSR Motorsport		<u>Fernando Navarrete Jr</u>	ESP		Fernando Navarrete	BMW 325i E36	L3	10	183.3	2	183.0	3	183.0	4	181.8	5	81.5	1	162.5
21	9	Motor Club Sabadell		Alex Millan	ESP			Mazda MX5 Cup	YT2	1	180.3	3	180.0	6	179.4	7	178.8	8	178.5	2	179.4
22	112	VSR Motorsport		<u>Stefano Bozzoni</u>	ITA	RL	Vasco A. Silva	BMW 325i E36	L3	11	180.0	5	180.0	7	176.4	4	175.6	8	173.0	3	177.0
23	35	Eficar Team		Manuel Gonzalez	ESP	RL		Porsche 911 1965	Pre-65	2	179.7	3	164.3	2	164.1	4	79.2	1			146.8
24	20	Escuderia Barcelona		Carlos Beltran	ESP	RL		Porsche 968 Cup	L2	3	177.9	5	169.2	4	162.4	2	161.1	6	160.9	3	166.3
25	3	Escuderia Barcelona		Lluís Portal	ESP			Volkswagen Golf GTI MKII	C3	1	170.6	6	169.2	7	169.0	2	169.0	4	167.1	3	169.0
26	90	Antonio Garcia Coma		Antonio Garcia	ESP	RL		Hyundai Accent Copa	YT2	2	166.4	4	165.8	6	164.8	5	164.6	3	163.8	2	165.1
27	32	Escuderia Barcelona		Pablo Tarrero	ESP	RL		Porsche 911 1965	Pre-65	3	162.6	3	160.0	2	129.0	4	76.7	1			132.1
28	26	C.D.E Overcar Team		Jaime González	ESP	RL	<u>Juan F. Sánchez</u>	BMW 325i E36	L3	12	161.9	4	161.4	3	153.6	6	149.7	7	145.1	5	154.3
29	30	Escuderia Madrid Históricos		Enrique J. Garcia	ESP	RL		Simca Abarth 1,3	Pre-65	4	143.8	6	142.2	5	141.9	3	124.5	2	115.3	4	133.5
30	23	Escuderia Gredos		Jorge López Atienza	ESP			Porsche 911 3.0 RS 1977	C1	2	63.1	1									63.1



Circuito del Jarama

COPA DE ESPAÑA DE CLASICOS - LEGEND Y YOUNGTIMERS

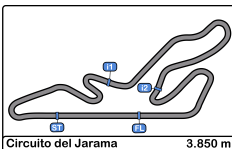
Entrenam. Calificativo Piloto - 2

Secuencia Vueltas Rápidas



<u>Vta.</u>	<u>Hora Día</u>	<u>Tiempo Sesión</u>	<u>Nº</u>	<u>Concursante</u>	<u>Nac</u>	<u>Piloto 1</u>	<u>Nac</u>	<u>Piloto 2</u>	<u>Nac</u>	<u>Vehículo</u>	<u>Cat</u>	<u>Tiempo</u>	<u>Km/h</u>
2	16:53:19.851	2:08:19.851	100	Zamudio Racing Elkartea		Jonathan Gomez	ESP			BMW 325i E36	L3	2:03.883	111.8
2	16:53:20.523	2:08:20.523	102	Zamudio Racing Elkartea		Óscar Gómez	ESP			BMW 325i E36	L3	2:03.807	111.9
2	16:53:20.705	2:08:20.705	104	A.D. AUT. RACVN		Oscar Abajo	ESP			BMW 325i E36	L3	2:03.371	112.3
2	16:53:23.377	2:08:23.377	36	Escuderia Costa Daurada		Daniel Cuadrado	ESP			BMW M3 E36	L2	1:57.817	117.6
2	16:53:45.263	2:08:45.263	39	Jordi Puig		Jordi Puig	ESP	RL		Porsche 993 GT2 1993	YGT	1:47.504	128.9





Circuito del Jarama

COPA DE ESPAÑA DE CLASICOS - LEGEND Y YOUNGTIMERS

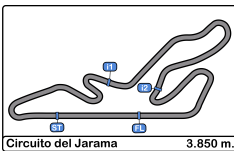
Entrenam. Calificativo Piloto - 2

Mejor Maxima Velocidad del Evento



Nº	Concursante	Nac	Piloto 1	Nac	Piloto 2	Nac	Vehiculo	Cat	Km/h	Sesión		
98	Perfil Bajo CE		Juan Antonio Miranda	ESP			BMW M3 E36 1993	L1	214.2	Entrenam. Calificativo Piloto - 1		
18	Albert Cosin		Albert Cosin	ESP	RL	Álex Cosin	ESP	BMW M3 E36 1993	L1	213.4	Entrenam. Calificativo Piloto - 1	
39	Jordi Puig		Jordi Puig	ESP	RL		Porsche 993 GT2 1993	YGT	210.5	Entrenam. Calificativo Piloto - 2		
5	Escuderia Barcelona		Tuco Font	ESP	RL		Porsche 911/964 RS 1992	L1	202.2	Entrenam. Calificativo Piloto - 2		
26	C.D.E Overcar Team		Jaime González	ESP	RL	Juan F. Sánchez	ESP	BMW 325i E36	L3	196.7	Entrenam. Calificativo Piloto - 1	
64	Paul Vinches		Yves Balasse	FRA	RL	Paul Vinches	FRA	RL	Renault Spider 2.0	YT1	196.7	Entrenam. Calificativo Piloto - 2
14	Escuderia Barcelona		Antonio Cubero	ESP	RL		Porsche 911 RS 1974	C1	195.2	Entrenamiento libre		
31	Ignacio Leirana		Ignacio Leirana	ESP			Citroen AX Sport 1988	L3	194.9	Entrenam. Calificativo Piloto - 1		
106	Perfil Bajo CE		Antonio Castillo	ESP	RL	Desire Torres	FRA	BMW 325i E36	L3	194.2	Entrenamiento libre	
104	A.D. AUT. RACVN		Oscar Abajo	ESP			BMW 325i E36	L3	194.2	Entrenam. Calificativo Piloto - 1		
7	Eficar Team		Juan Carlos Zorrilla	ESP	RL		Porsche 968 CS 1993	L2	193.5	Entrenam. Calificativo Piloto - 1		
10	Motor Club Sabadell		Albert Pecanins	ESP			RL	Porsche 911 2.2 T	C2	193.5	Entrenam. Calificativo Piloto - 2	
102	Zamudio Racing Elkartea		Óscar Gómez	ESP			BMW 325i E36	L3	193.2	Entrenamiento libre		
114	VSR Motorsport		Vaios Archontakis	GBR			BMW 325i E36	L3	192.5	Entrenamiento libre		
23	Escuderia Gredos		Jorge López Atienza	ESP			Porsche 911 3.0 RS 1977	C1	191.8	Entrenam. Calificativo Piloto - 1		
100	Zamudio Racing Elkartea		Jonathan Gomez	ESP			BMW 325i E36	L3	189.8	Entrenam. Calificativo Piloto - 1		
110	VSR Motorsport		Fernando Navarrete Jr	ESP		Fernando Navarrete	ESP	RL	BMW 325i E36	L3	189.4	Entrenamiento libre
34	Automovil Club Alcalans		Antonio Noguera	ESP	RL		Lotus Elan S1 1964	Pre-65	189.1	Entrenam. Calificativo Piloto - 2		
24	Marc García Rojals		Marc García	ESP			Honda Civic	L3	188.1	Entrenam. Calificativo Piloto - 2		
11	Eficar Team		Teo Perez	ESP			BMW 325i E36	L3	187.5	Entrenam. Calificativo Piloto - 2		
105	A.D. AUT. RACVN		Julian Olaiz	ESP	RL		BMW 325i E36	L3	187.1	Entrenam. Calificativo Piloto - 1		
36	Escuderia Costa Daurada		Daniel Cuadrado	ESP			BMW M3 E36	L2	186.5	Entrenam. Calificativo Piloto - 2		
112	VSR Motorsport		Stefano Bozzoni	ITA	RL	Vasco A. Silva	PRT	BMW 325i E36	L3	184.3	Entrenamiento libre	
9	Motor Club Sabadell		Alex Millan	ESP			Mazda MX5 Cup	YT2	183.9	Entrenamiento libre		
2	Adrià Matheu		Adrià Matheu	ESP	RL	Victor Matheu	ESP	Garbi GTS	L3	183.9	Entrenam. Calificativo Piloto - 2	
20	Escuderia Barcelona		Carlos Beltran	ESP	RL		Porsche 968 Cup	L2	181.8	Entrenam. Calificativo Piloto - 1		
35	Eficar Team		Manuel Gonzalez	ESP	RL		Porsche 911 1965	Pre-65	179.7	Entrenam. Calificativo Piloto - 2		
3	Escuderia Barcelona		Lluis Portal	ESP			Volkswagen Golf GTI MKII	C3	172.5	Entrenamiento libre		
90	Antonio Garcia Coma		Antonio Garcia	ESP	RL		Hyundai Accent Copa	YT2	166.6	Entrenam. Calificativo Piloto - 1		
32	Escuderia Barcelona		Pablo Tarrero	ESP	RL		Porsche 911 1965	Pre-65	162.6	Entrenam. Calificativo Piloto - 2		





Circuito del Jarama

COPA DE ESPAÑA DE CLASICOS - LEGEND Y YOUNGTIMERS

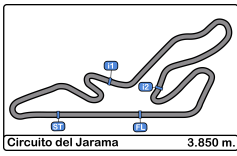
Entrenam. Calificativo Piloto - 2

Mejor Maxima Velocidad del Evento



Nº	Concursante	Nac	Piloto 1	Nac	Piloto 2	Nac	Vehiculo	Cat	Km/h	Sesión
30	Escudería Madrid Históricos		Enrique J. Garcia	ESP	RL		Simca Abarth 1,3	Pre-65	143.8	Entrenam. Calificativo Piloto - 2
33	Escuderia Costa Daurada		Antonio Castro	ESP	RL		Porsche 968 Turbo RS	L1	79.9	Entrenamiento libre





Circuito del Jarama
COPA DE ESPAÑA DE CLASICOS
Entrenam. Calificativo Piloto - 2
Tiempos Parada en Pit



YOUNGTIMERS

98

Juan Antonio Miranda

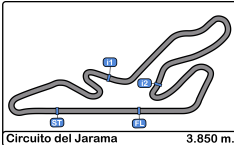
L1

Perfil Bajo CE

BMW M3 E36 1993

Nr.	In Day Time	In Time	Out Time	Pit Time	T. Pit Time	Handicap	Penalty
1	14:57:42.834	14:57:42.834	14:59:39.535	1:56.701	1:56.701		





Circuito del Jarama

COPA DE ESPAÑA DE CLASICOS - LEGEND Y YOUNGTIMERS


Entrenam. Calificativo Piloto - 2

Resultados Finales

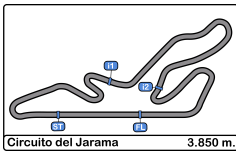


Cls	Nº	Concursante	Nac	Piloto 1	Nac	Piloto 2	Nac	Vehiculo	Cat	Cls	Vtas.	V.R.	Tiempo	Dif 1º	Intervalo	Km/h	
1	39	Jordi Puig		Jordi Puig	ESP	RL		Porsche 993 GT2 1993	YGT	1	3	2	1:47.504			128.9	
2	98	Perfil Bajo CE		Juan Antonio Miranda	ESP			BMW M3 E36 1993	L1	1	8	6	1:48.302	0.798	0.798	127.9	
3	64	Paul Vinches		Yves Balasse	FRA	RL	Paul Vinches	Renault Spider 2.0	YT1	1	9	5	1:55.235	7.731	6.933	120.2	
4	18	Albert Cosin		Albert Cosin	ESP	RL		BMW M3 E36 1993	L1	2	8	7	1:55.471	7.967	0.236	120.0	
5	7	Eficar Team		Juan Carlos Zorrilla	ESP	RL		Porsche 968 CS 1993	L2	1	6	3	1:56.062	8.558	0.591	119.4	
6	36	Escuderia Costa Daurada		Daniel Cuadrado	ESP			BMW M3 E36	L2	2	7	6	1:56.074	8.570	0.012	119.4	
7	5	Escuderia Barcelona		Tuco Font	ESP	RL		Porsche 911/964 RS 1992	L1	3	8	7	1:58.368	10.864	2.294	117.0	
8	14	Escuderia Barcelona		Antonio Cubero	ESP	RL		Porsche 911 RS 1974	C1	1	8	7	1:58.628	11.124	0.260	116.8	
9	34	Automovil Club Alcalans		Antonio Noguera	ESP	RL		Lotus Elan S1 1964	Pre-65	1	5	3	1:58.904	11.400	0.276	116.5	
10	24	Marc García Rojals		Marc García	ESP			Honda Civic	L3	1	8	4	1:59.289	11.785	0.385	116.1	
11	11	Eficar Team		Teo Perez	ESP			BMW 325i E36	L3	2	8	3	2:00.495	12.991	1.206	115.0	
12	9	Motor Club Sabadell		Alex Millan	ESP			Mazda MX5 Cup	YT2	1	8	7	2:00.615	13.111	0.120	114.9	
13	100	Zamudio Racing Elkartea		Jonathan Gomez	ESP			BMW 325i E36	L3	3	8	3	2:00.867	13.363	0.252	114.6	
14	110	VSR Motorsport		Fernando Navarrete Jr	ESP		Fernando Navarrete	BMW 325i E36	L3	4	5	4	2:01.369	13.865	0.502	114.1	
15	106	Perfil Bajo CE		Antonio Castillo	ESP	RL	Desire Torres	BMW 325i E36	L3	5	8	3	2:01.404	13.900	0.035	114.1	
16	102	Zamudio Racing Elkartea		Óscar Gómez	ESP			BMW 325i E36	L3	6	6	4	2:01.564	14.060	0.160	114.0	
17	104	A.D. AUT. RACVN		Oscar Abajo	ESP			BMW 325i E36	L3	7	6	5	2:01.659	14.155	0.095	113.9	
18	10	Motor Club Sabadell		Albert Pecanins	ESP			Porsche 911 2.2 T				RL	7	2:02.666	15.162	1.007	112.9
19	112	VSR Motorsport		Stefano Bozzoni	ITA	RL	Vasco A. Silva	BMW 325i E36	L3	8	8	7	2:05.699	18.195	3.033	110.2	
20	20	Escuderia Barcelona		Carlos Beltran	ESP	RL		Porsche 968 Cup	L2	3	6	4	2:05.896	18.392	0.197	110.0	
21	114	VSR Motorsport		Vaios Archontakis	GBR			BMW 325i E36	L3	9	7	5	2:05.910	18.406	0.014	110.0	
22	3	Escuderia Barcelona		Lluís Portal	ESP			Volkswagen Golf GTI MKII 1982	C3	1	8	6	2:06.251	18.747	0.341	109.7	
23	105	A.D. AUT. RACVN		Julian Olaiz	ESP	RL		BMW 325i E36	L3	10	8	3	2:07.514	20.010	1.263	108.6	
24	35	Eficar Team		Manuel Gonzalez	ESP	RL		Porsche 911 1965	Pre-65	2	4	2	2:08.899	21.395	1.385	107.5	
25	90	Antonio Garcia Coma		Antonio Garcia	ESP	RL		Hyundai Accent Copa	YT2	2	6	4	2:09.000	21.496	0.101	107.4	
26	32	Escuderia Barcelona		Pablo Tarrero	ESP	RL		Porsche 911 1965	Pre-65	3	4	3	2:16.722	29.218	7.722	101.3	
27	2	Adrián Matheu		Adrián Matheu	ESP	RL	Victor Matheu	Garbi GTS	L3	11	2	2	2:19.538	32.034	2.816	99.3	
28	26	C.D.E Overcar Team		Jaime González	ESP	RL	Juan F. Sánchez	BMW 325i E36	L3	12	7	3	2:21.513	34.009	1.975	97.9	
29	30	Escudería Madrid Históricos		Enrique J. Garcia	ESP	RL		Simca Abarth 1,3	Pre-65	4	6	3	2:38.295	50.791	16.782	87.5	

Publicado a las:.....

Comisarios Deportivos:	Director de Carrera:	Cronometrador: 
-------------------------------	-----------------------------	---

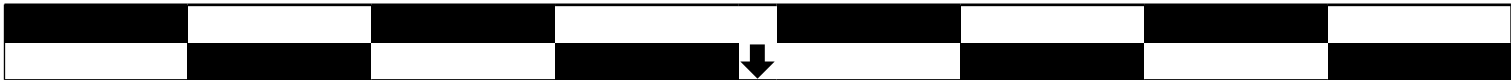




Circuito del Jarama
COPA DE ESPAÑA DE CLASICOS - LEGEND Y YOUNGTIMERS
Carrera - 1
Parrilla de Salida



31	30	Enrique J. Garcia	2:40.053						
29	90	Antonio Garcia	2:09.593	30	32	Pablo Tarrero	2:18.879		
27	35	Manuel Gonzalez	2:07.297	28	3	Lluis Portal	2:07.393		
25	20	Carlos Beltran	2:06.318	26	105	Julian Olaiz	2:06.436		
23	112	Vasco A. Silva	2:04.874	24	114	Vaios Archontakis	2:05.885		
21	5	Tuco Font	2:03.708	22	10	Albert Pecanins	2:04.218		
19	106	Desire Torres	2:02.369	20	110	Fernando Navarrete	2:02.717		
17	9	Alex Millan	2:01.151	18	104	Oscar Abajo	2:01.644		
15	2	Victor Matheu	2:00.810	16	100	Jonathan Gomez	2:00.869		
13	11	Teo Perez	2:00.568	14	102	Óscar Gómez	2:00.631		
11	14	Antonio Cubero	1:59.879	12	26	Jaime González	2:00.035		
9	34	Antonio Noguera	1:58.286	10	24	Marc García	1:59.619		
7	64	Paul Vinches	1:57.619	8	36	Daniel Cuadrado	1:58.172		
5	39	Jordi Puig	1:53.462	6	7	Juan Carlos Zorrilla	1:55.182		
3	31	Ignacio Leirana	1:51.997	4	23	Jorge López Atienza	1:52.106		
1	98	Juan Antonio Miranda	1:47.010	2	18	Álex Cosin	1:48.180		



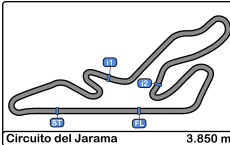
Pole

Publicado a las:.....

Comisarios Deportivos:

Cronometrador:





Circuito del Jarama
COPA DE ESPAÑA DE CLASICOS - LEGEND Y YOUNGTIMERS




Carrera - 1

Resultados Provisionales

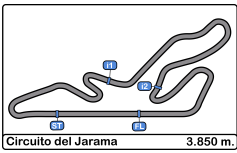
Cls	Nº	Concursante	Nac	Piloto 1	Nac	Piloto 2	Nac	Vehiculo	Cat	Cl	Vtas.	Tiempo	Dif 1º	Intervalo	Km/h	V.R.	Tiempo	Km/h	
1	39	Jordi Puig		Jordi Puig	ESP	RL		Porsche 993 GT2 1993	YGT	1	17	30:37.527			128.2	2	1:46.532	130.1	
2	98	Perfil Bajo CE		Juan Antonio Miranda	ESP			BMW M3 E36 1993	L1	1	17	31:45.979	1:08.452	1:08.452	123.6	2	1:47.718	128.6	
3	7	Eficar Team		Juan Carlos Zorrilla	ESP	RL		Porsche 968 CS 1993	L2	1	16	30:52.506	1 Lap	1 Lap	119.7	9	1:52.036	123.7	
4	36	Escuderia Costa Daurada		Daniel Cuadrado	ESP			BMW M3 E36	L2	2	16	31:05.593	1 Lap	13.087	118.8	12	1:53.687	121.9	
5	24	Marc García Rojals		Marc García	ESP			Honda Civic	L3	1	16	32:11.685	1 Lap	1:06.092	114.8	3	1:58.941	116.5	
6	14	Escuderia Barcelona		Antonio Cubero	ESP	RL		Porsche 911 RS 1974	C1	1	16	32:22.835	1 Lap	11.150	114.1	10	1:59.738	115.7	
7	34	Automovil Club Alcalans		Antonio Noguera	ESP	RL		Lotus Elan S1 1964	Pre-65	1	16	32:23.607	1 Lap	0.772	114.0	7	1:58.589	116.8	
8	110	VSR Motorsport		Fernando Navarrete Jr	ESP	Fernando Navarrete	ESP	RL	BMW 325i E36	L3	2	16	32:27.215	1 Lap	3.608	113.8	8	1:59.893	115.6
9	2	Adrià Matheu		Adrià Matheu	ESP	RL	Victor Matheu	ESP	Garbi GTS	L3	3	16	32:27.351	1 Lap	0.136	113.8	10	1:57.882	117.5
10	9	Motor Club Sabadell		Alex Millan	ESP			Mazda MX5 Cup	YT2	1	16	32:27.876	1 Lap	0.525	113.8	5	1:59.987	115.5	
11	26	C.D.E Overcar Team		Jaime González	ESP	RL	Juan F. Sánchez	ESP	BMW 325i E36	L3	4	16	32:28.644	1 Lap	0.768	113.8	16	1:59.397	116.0
12	102	Zamudio Racing Elkartea		Óscar Gómez	ESP			BMW 325i E36	L3	5	16	32:33.541	1 Lap	4.897	113.5	12	2:00.711	114.8	
13	100	Zamudio Racing Elkartea		Jonathan Gomez	ESP			BMW 325i E36	L3	6	16	32:34.120	1 Lap	0.579	113.4	4	2:00.687	114.8	
14	104	A.D. AUT. RACVN		Oscar Abajo	ESP			BMW 325i E36	L3	7	15	30:42.518	2 Laps	1 Lap	112.8	7	2:00.645	114.8	
15	11	Eficar Team		Teo Perez	ESP			BMW 325i E36	L3	8	15	30:43.037	2 Laps	0.519	112.8	10	2:00.576	114.9	
16	106	Perfil Bajo CE		Antonio Castillo	ESP	RL	Desire Torres	FRA	BMW 325i E36	L3	9	15	30:51.049	2 Laps	8.012	112.3	2	2:01.746	113.8
17	112	VSR Motorsport		Stefano Bozzoni	ITA	RL	Vasco A. Silva	PRT	BMW 325i E36	L3	10	15	31:02.454	2 Laps	11.405	111.6	12	2:01.683	113.9
18	5	Escuderia Barcelona		Tuco Font	ESP	RL		Porsche 911/964 RS 1992	L1	2	15	31:03.547	2 Laps	1.093	111.5	10	2:00.200	115.3	
19	10	Motor Club Sabadell		Albert Pecanins	ESP			Porsche 911 2.2 T	C2	1	15	31:17.719	2 Laps	14.172	110.7	8	2:01.791	113.8	
20	20	Escuderia Barcelona		Carlos Beltran	ESP	RL		Porsche 968 Cup	L2	3	15	32:08.537	2 Laps	50.818	107.8	2	2:03.979	111.7	
21	105	A.D. AUT. RACVN		Julian Olaiz	ESP	RL		BMW 325i E36	L3	11	15	32:09.361	2 Laps	0.824	107.7	7	2:05.929	110.0	
22	3	Escuderia Barcelona		Lluís Portal	ESP			Volkswagen Golf GTI MKII	C3	1	15	32:09.789	2 Laps	0.428	107.7	13	2:06.378	109.6	
23	114	VSR Motorsport		Vaios Archontakis	GBR			BMW 325i E36	L3	12	15	32:12.686	2 Laps	2.897	107.5	8	2:05.016	110.8	
24	35	Eficar Team		Manuel Gonzalez	ESP	RL		Porsche 911 1965	Pre-65	2	15	32:39.996	2 Laps	27.310	106.0	8	2:08.143	108.1	
25	18	Albert Cosin		Albert Cosin	ESP	RL		BMW M3 E36 1993	L1	3	14	27:36.421	3 Laps	1 Lap	117.1	5	1:55.324	120.1	
26	90	Antonio Garcia Coma		Antonio Garcia	ESP	RL		Hyundai Accent Copa	YT2	2	14	30:46.204	3 Laps	3:09.783	105.1	6	2:09.560	106.9	
27	32	Escuderia Barcelona		Pablo Tarrero	ESP	RL		Porsche 911 1965	Pre-65	3	13	30:49.654	4 Laps	1 Lap	97.4	12	2:16.457	101.5	
No clasificados: (Requerimientos: 75% del número de vueltas del lider = 13 Vueltas)																			
	30	Escuderia Madrid Históricos		Enrique J. Garcia	ESP	RL		Simca Abarth 1,3	Pre-65	4	12	33:06.217	5 Laps	1 Lap	83.7	2	2:33.113	90.5	
	64	Paul Vinches		Yves Balasse	FRA	RL	Paul Vinches	FRA	Renault Spider 2.0	YT1	1	4	8:58.850	13 Laps	8 Laps	102.8	2	1:59.203	116.2
	31	Ignacio Leirana		Ignacio Leirana	ESP			Citroen AX Sport 1988	L3	13									
	23	Escuderia Gredos		Jorge López Atienza	ESP			Porsche 911 3.0 RS 1977	C1	2									

Vuelta Rápida Jordi Puig en 1:46.532 a 130.1 Km/h en la vuelta 2

Publicado a las:.....

Comisarios Deportivos:	Director de Carrera:	Cronometrador: 
-------------------------------	-----------------------------	---





Circuito del Jarama

COPA DE ESPAÑA DE CLASICOS - LEGEND Y YOUNGTIMERS


Carrera - 1

Resultados Provisionales por categoria

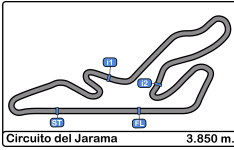


Cls	Nº	Concursante	Nac	Piloto 1	Nac	Piloto 2	Nac	Vehiculo	Cat	Cl	Vtas.	Tiempo	Dif 1º	Intervalo	Km/h	V.R.	Tiempo	Km/h	
YGT																			
1	39	Jordi Puig		Jordi Puig	ESP	RL		Porsche 993 GT2 1993	YGT	1	17	30:37.527			128.2	2	1:46.532	130.1	
L1																			
1	98	Perfil Bajo CE		Juan Antonio Miranda	ESP			BMW M3 E36 1993	L1	1	17	31:45.979			123.6	2	1:47.718	128.6	
2	5	Escuderia Barcelona		Tuco Font	ESP	RL		Porsche 911/964 RS 1992	L1	2	15	31:03.547	2 Laps	2 Laps	111.5	10	2:00.200	115.3	
3	18	Albert Cosin		Albert Cosin	ESP	RL	ESP	BMW M3 E36 1993	L1	3	14	27:36.421	3 Laps	1 Lap	117.1	5	1:55.324	120.1	
L2																			
1	7	Eficar Team		Juan Carlos Zorrilla	ESP	RL		Porsche 968 CS 1993	L2	1	16	30:52.506			119.7	9	1:52.036	123.7	
2	36	Escuderia Costa Daurada		Daniel Cuadrado	ESP			BMW M3 E36	L2	2	16	31:05.593	1 Lap	13.087	118.8	12	1:53.687	121.9	
3	20	Escuderia Barcelona		Carlos Beltran	ESP	RL		Porsche 968 Cup	L2	3	15	32:08.537	2 Laps	1 Lap	107.8	2	2:03.979	111.7	
L3																			
1	24	Marc García Rojals		Marc García	ESP			Honda Civic	L3	1	16	32:11.685			114.8	3	1:58.941	116.5	
2	110	VSR Motorsport		Fernando Navarrete Jr	ESP	Fernando Navarrete	ESP	RL	BMW 325i E36	L3	2	16	32:27.215	1 Lap	15.530	113.8	8	1:59.893	115.6
3	2	Adrián Matheu		Adrián Matheu	ESP	Victor Matheu	ESP	Garbi GTS	L3	3	16	32:27.351	1 Lap	0.136	113.8	10	1:57.882	117.5	
4	26	C.D.E Overcar Team		Jaime González	ESP	RL	Juan F. Sánchez	BMW 325i E36	L3	4	16	32:28.644	1 Lap	1.293	113.8	16	1:59.397	116.0	
5	102	Zamudio Racing Elkartea		Óscar Gómez	ESP			BMW 325i E36	L3	5	16	32:33.541	1 Lap	4.897	113.5	12	2:00.711	114.8	
6	100	Zamudio Racing Elkartea		Jonathan Gomez	ESP			BMW 325i E36	L3	6	16	32:34.120	1 Lap	0.579	113.4	4	2:00.687	114.8	
7	104	A.D. AUT. RACVN		Oscar Abajo	ESP			BMW 325i E36	L3	7	15	30:42.518	2 Laps	1 Lap	112.8	7	2:00.645	114.8	
8	11	Eficar Team		Teo Perez	ESP			BMW 325i E36	L3	8	15	30:43.037	2 Laps	0.519	112.8	10	2:00.576	114.9	
9	106	Perfil Bajo CE		Antonio Castillo	ESP	RL	Desire Torres	FRA	BMW 325i E36	L3	9	15	30:51.049	2 Laps	8.012	112.3	2	2:01.746	113.8
10	112	VSR Motorsport		Stefano Bozzoni	ITA	RL	Vasco A. Silva	PRT	BMW 325i E36	L3	10	15	31:02.454	2 Laps	11.405	111.6	12	2:01.683	113.9
11	105	A.D. AUT. RACVN		Julian Olaiz	ESP	RL		BMW 325i E36	L3	11	15	32:09.361	2 Laps	1:06.907	107.7	7	2:05.929	110.0	
12	114	VSR Motorsport		Vaios Archontakis	GBR			BMW 325i E36	L3	12	15	32:12.686	2 Laps	3.325	107.5	8	2:05.016	110.8	
No clasificados: (Requerimientos: 75% del número de vueltas del lider = 13 Vueltas)																			
31		Ignacio Leirana		Ignacio Leirana	ESP			Citroen AX Sport 1988	L3	13									
C1																			
1	14	Escuderia Barcelona		Antonio Cubero	ESP	RL		Porsche 911 RS 1974	C1	1	16	32:22.835			114.1	10	1:59.738	115.7	
No clasificados: (Requerimientos: 75% del número de vueltas del lider = 13 Vueltas)																			
23		Escuderia Gredos		Jorge López Atienza	ESP			Porsche 911 3.0 RS 1977	C1	2									
Pre-65																			
1	34	Automovil Club Alcalans		Antonio Noguera	ESP	RL		Lotus Elan S1 1964	Pre-65	1	16	32:23.607			114.0	7	1:58.589	116.8	
2	35	Eficar Team		Manuel Gonzalez	ESP	RL		Porsche 911 1965	Pre-65	2	15	32:39.996	2 Laps	1 Lap	106.0	8	2:08.143	108.1	
3	32	Escuderia Barcelona		Pablo Tarrero	ESP	RL		Porsche 911 1965	Pre-65	3	13	30:49.654	4 Laps	2 Laps	97.4	12	2:16.457	101.5	
No clasificados: (Requerimientos: 75% del número de vueltas del lider = 13 Vueltas)																			
30		Escuderia Madrid Históricos		Enrique J. Garcia	ESP	RL	RL	Simca Abarth 1,3	Pre-65	4	12	33:06.217	5 Laps	1 Lap	83.7	2	2:33.113	90.5	

Publicado a las:.....

Comisarios Deportivos:	Director de Carrera:	Cronometrador: 
-------------------------------	-----------------------------	---





Circuito del Jarama

COPA DE ESPAÑA DE CLASICOS - LEGEND Y YOUNGTIMERS

Carrera - 1

Resultados Provisionales por categoria



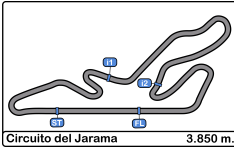
Cls	Nº	Concursante	Nac	Piloto 1	Nac	Piloto 2	Nac	Vehiculo	Cat	Cl	Vtas.	Tiempo	Dif 1º	Intervalo	Km/h	V.R.	Tiempo	Km/h	
YT2																			
1	9	Motor Club Sabadell		Alex Millan	ESP			Mazda MX5 Cup	YT2	1	16	32:27.876			113.8	5	1:59.987	115.5	
2	90	Antonio Garcia Coma		Antonio Garcia	ESP	RL		Hyundai Accent Copa	YT2	2	14	30:46.204	3 Laps	2 Laps	105.1	6	2:09.560	106.9	
C2																			
1	10	Motor Club Sabadell		Albert Pecanins	ESP		RL	Porsche 911 2.2 T	C2	1	15	31:17.719			110.7	8	2:01.791	113.8	
C3																			
1	3	Escuderia Barcelona		Lluís Portal	ESP			Volkswagen Golf GTI MKII	C3	1	15	32:09.789			107.7	13	2:06.378	109.6	
YT1																			
No clasificados: (Requerimientos: 75% del número de vueltas del lider = 13 Vueltas)																			
64		Paul Vinches		Yves Balasse	FRA	RL		Renault Spider 2.0	YT1	1	4	8:58.850			102.8	2	1:59.203	116.2	

Vuelta Rápida Jordi Puig en 1:46.532 a 130.1 Km/h en la vuelta 2

Publicado a las:.....

Comisarios Deportivos:	Director de Carrera:	Cronometrador:
-------------------------------	-----------------------------	-----------------------






Circuito del Jarama
COPA DE ESPAÑA DE CLASICOS - LEGEND Y YOUNGTIMERS
Carrera - 1
Resultados Provisionales por categoria



Cls	Nº	Concursante	Nac	Piloto 1	Nac	Piloto 2	Nac	Vehiculo	Cat	Cl	Vtas.	Tiempo	Dif 1º	Intervalo	Km/h	V.R.	Tiempo	Km/h
No clasificados: (Requerimientos: 75% del número de vueltas del lider = 13 Vueltas)																		
Trofeo 325																		
1	110	VSR Motorsport		Fernando Navarrete Jr	ESP	<u>Fernando Navarrete</u>	ESP	RL BMW 325i E36	L3	2	16	32:27.215			113.8	8	1:59.893	115.6
2	102	Zamudio Racing Elkartea		Óscar Gómez	ESP			BMW 325i E36	L3	5	16	32:33.541	1 Lap	6.326	113.5	12	2:00.711	114.8
3	100	Zamudio Racing Elkartea		Jonathan Gomez	ESP			BMW 325i E36	L3	6	16	32:34.120	1 Lap	0.579	113.4	4	2:00.687	114.8
4	104	A.D. AUT. RACVN		Oscar Abajo	ESP			BMW 325i E36	L3	7	15	30:42.518	2 Laps	1 Lap	112.8	7	2:00.645	114.8
5	106	Perfil Bajo CE		Antonio Castillo	ESP	RL <u>Desire Torres</u>	FRA	BMW 325i E36	L3	9	15	30:51.049	2 Laps	8.531	112.3	2	2:01.746	113.8
6	112	VSR Motorsport		Stefano Bozzoni	ITA	RL <u>Vasco A. Silva</u>	PRT	BMW 325i E36	L3	10	15	31:02.454	2 Laps	11.405	111.6	12	2:01.683	113.9
7	105	A.D. AUT. RACVN		Julian Olaiz	ESP	RL		BMW 325i E36	L3	11	15	32:09.361	2 Laps	1:06.907	107.7	7	2:05.929	110.0
8	114	VSR Motorsport		Vaios Archontakis	GBR			BMW 325i E36	L3	12	15	32:12.686	2 Laps	3.325	107.5	8	2:05.016	110.8

Vuelta Rápida Jordi Puig en 1:46.532 a 130.1 Km/h en la vuelta 2

Publicado a las:.....

Comisarios Deportivos:	Director de Carrera:	Cronometrador: 
-------------------------------	-----------------------------	---





Circuito del Jarama

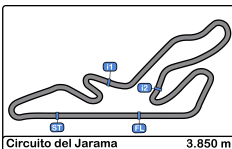
COPA DE ESPAÑA DE CLASICOS - LEGEND Y YOUNGTIMERS

Carrera - 1

Clasificación Provisional por Vuelta Rápida de Piloto



Clas	Nº	Concursante	Nac	Vehiculo	Piloto	Nac	Cat	Clas	Vtas.	V.R	Tiempo	Dif 1º	Intervalo	Km/h
1	39	Jordi Puig		Porsche 993 GT2 1993	Jordi Puig	ESP RL	YGT	1	17	2	1:46.532			130.1
2	98	Perfil Bajo CE		BMW M3 E36 1993	Juan Antonio Miranda	ESP	L1	1	17	2	1:47.718	1.186	1.186	128.6
3	7	Eficar Team		Porsche 968 CS 1993	Juan Carlos Zorrilla	ESP RL	L2	1	16	9	1:52.036	5.504	4.318	123.7
4	36	Escuderia Costa Daurada		BMW M3 E36	Daniel Cuadrado	ESP	L2	2	16	12	1:53.687	7.155	1.651	121.9
5	18	Albert Cosin		BMW M3 E36 1993		ESP	L1	2	7	5	1:55.324	8.792	1.637	120.1
6	18	Albert Cosin		BMW M3 E36 1993	Albert Cosin	ESP RL	L1	3	7	7	1:57.606	11.074	2.282	117.8
7	2	Adrián Matheu		Garbi GTS	Victor Matheu	ESP	L3	1	16	10	1:57.882	11.350	0.276	117.5
8	34	Automovil Club Alcalans		Lotus Elan S1 1964	Antonio Noguera	ESP RL	Pre-65	1	16	7	1:58.589	12.057	0.707	116.8
9	24	Marc García Rojals		Honda Civic	Marc García	ESP	L3	2	16	3	1:58.941	12.409	0.352	116.5
10	64	Paul Vinches		Renault Spider 2.0	Paul Vinches	FRA RL	YT1	1	4	2	1:59.203	12.671	0.262	116.2
11	26	C.D.E Overcar Team		BMW 325i E36	Jaime González	ESP RL	L3	3	16	16	1:59.397	12.865	0.194	116.0
12	14	Escuderia Barcelona		Porsche 911 RS 1974	Antonio Cubero	ESP RL	C1	1	16	10	1:59.738	13.206	0.341	115.7
13	110	VSR Motorsport		BMW 325i E36	Fernando Navarrete	ESP RL	L3	4	16	8	1:59.893	13.361	0.155	115.6
14	9	Motor Club Sabadell		Mazda MX5 Cup	Alex Millan	ESP	YT2	1	16	5	1:59.987	13.455	0.094	115.5
15	5	Escuderia Barcelona		Porsche 911/964 RS 1992	Tuco Font	ESP RL	L1	4	15	10	2:00.200	13.668	0.213	115.3
16	11	Eficar Team		BMW 325i E36	Teo Perez	ESP	L3	5	15	10	2:00.576	14.044	0.376	114.9
17	104	A.D. AUT. RACVN		BMW 325i E36	Oscar Abajo	ESP	L3	6	15	7	2:00.645	14.113	0.069	114.8
18	100	Zamudio Racing Elkartea		BMW 325i E36	Jonathan Gomez	ESP	L3	7	16	4	2:00.687	14.155	0.042	114.8
19	102	Zamudio Racing Elkartea		BMW 325i E36	Óscar Gómez	ESP	L3	8	16	12	2:00.711	14.179	0.024	114.8
20	112	VSR Motorsport		BMW 325i E36	Vasco A. Silva	PRT	L3	9	15	12	2:01.683	15.151	0.972	113.9
21	106	Perfil Bajo CE		BMW 325i E36	Desire Torres	FRA	L3	10	15	2	2:01.746	15.214	0.063	113.8
22	10	Motor Club Sabadell		Porsche 911 2.2 T	Albert Pecanins	ESP	C2	1	15	8	2:01.791	15.259	0.045	113.8
23	20	Escuderia Barcelona		Porsche 968 Cup	Carlos Beltran	ESP RL	L2	3	15	2	2:03.979	17.447	2.188	111.7
24	114	VSR Motorsport		BMW 325i E36	Vaios Archontakis	GBR	L3	11	15	8	2:05.016	18.484	1.037	110.8
25	105	A.D. AUT. RACVN		BMW 325i E36	Julian Olaiz	ESP RL	L3	12	15	7	2:05.929	19.397	0.913	110.0
26	3	Escuderia Barcelona		Volkswagen Golf GTI MKII 19	Lluís Portal	ESP	C3	1	15	13	2:06.378	19.846	0.449	109.6
27	35	Eficar Team		Porsche 911 1965	Manuel Gonzalez	ESP RL	Pre-65	2	15	8	2:08.143	21.611	1.765	108.1
28	90	Antonio Garcia Coma		Hyundai Accent Copa	Antonio Garcia	ESP RL	YT2	2	14	6	2:09.560	23.028	1.417	106.9
29	32	Escuderia Barcelona		Porsche 911 1965	Pablo Tarrero	ESP RL	Pre-65	3	13	12	2:16.457	29.925	6.897	101.5
30	30	Escudería Madrid Históricos		Simca Abarth 1,3	Enrique J. Garcia	ESP RL	Pre-65	4	12	2	2:33.113	46.581	16.656	90.5



Circuito del Jarama

COPA DE ESPAÑA DE CLASICOS - LEGEND Y YOUNGTIMERS

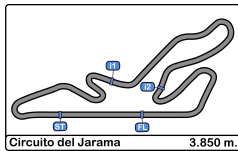
Carrera - 1

Distancia y Velocidad Media



Cls	Nº	Concursante	Nac	Piloto 1	Nac	Piloto 2	Nac	Vehiculo	Cat	Cls	Vtas.	Distancia	Tiempo	Km/h				
1	39	Jordi Puig		Jordi Puig	ESP	RL		Porsche 993 GT2 1993	YGT	1	17	65.45	30:37.527	128.2				
2	98	Perfil Bajo CE		Juan Antonio Miranda	ESP			BMW M3 E36 1993	L1	1	17	65.45	31:45.979	123.6				
3	7	Eficar Team		Juan Carlos Zorrilla	ESP	RL		Porsche 968 CS 1993	L2	1	16	61.60	30:52.506	119.7				
4	36	Escuderia Costa Daurada		Daniel Cuadrado	ESP			BMW M3 E36	L2	2	16	61.60	31:05.593	118.8				
5	24	Marc García Rojals		Marc García	ESP			Honda Civic	L3	1	16	61.60	32:11.685	114.8				
6	14	Escuderia Barcelona		Antonio Cubero	ESP	RL		Porsche 911 RS 1974	C1	1	16	61.60	32:22.835	114.1				
7	34	Automovil Club Alcalans		Antonio Noguera	ESP	RL		Lotus Elan S1 1964	Pre-65	1	16	61.60	32:23.607	114.0				
8	110	VSR Motorsport		Fernando Navarrete Jr	ESP		<u>Fernando Navarrete</u>	ESP	RL			BMW 325i E36	L3	2	16	61.60	32:27.215	113.8
9	2	Adrià Matheu		Adrià Matheu	ESP	RL	<u>Victor Matheu</u>	ESP				Garbi GTS	L3	3	16	61.60	32:27.351	113.8
10	9	Motor Club Sabadell		Alex Millan	ESP			Mazda MX5 Cup	YT2	1	16	61.60	32:27.876	113.8				
11	26	C.D.E Overcar Team		<u>Jaime González</u>	ESP	RL	Juan F. Sánchez	ESP				BMW 325i E36	L3	4	16	61.60	32:28.644	113.8
12	102	Zamudio Racing Elkartea		Óscar Gómez	ESP			BMW 325i E36	L3	5	16	61.60	32:33.541	113.5				
13	100	Zamudio Racing Elkartea		Jonathan Gomez	ESP			BMW 325i E36	L3	6	16	61.60	32:34.120	113.4				
14	104	A.D. AUT. RACVN		Oscar Abajo	ESP			BMW 325i E36	L3	7	15	57.75	30:42.518	112.8				
15	11	Eficar Team		Teo Perez	ESP			BMW 325i E36	L3	8	15	57.75	30:43.037	112.8				
16	106	Perfil Bajo CE		Antonio Castillo	ESP	RL	<u>Desire Torres</u>	FRA				BMW 325i E36	L3	9	15	57.75	30:51.049	112.3
17	112	VSR Motorsport		Stefano Bozzoni	ITA	RL	<u>Vasco A. Silva</u>	PRT				BMW 325i E36	L3	10	15	57.75	31:02.454	111.6
18	5	Escuderia Barcelona		Tuco Font	ESP	RL		Porsche 911/964 RS 1992	L1	2	15	57.75	31:03.547	111.5				
19	10	Motor Club Sabadell		Albert Pecanins	ESP			Porsche 911 2.2 T	C2	1	15	57.75	31:17.719	110.7				
20	20	Escuderia Barcelona		Carlos Beltran	ESP	RL		Porsche 968 Cup	L2	3	15	57.75	32:08.537	107.8				
21	105	A.D. AUT. RACVN		Julian Olaiz	ESP	RL		BMW 325i E36	L3	11	15	57.75	32:09.361	107.7				
22	3	Escuderia Barcelona		Lluís Portal	ESP			Volkswagen Golf GTI MKII	C3	1	15	57.75	32:09.789	107.7				
23	114	VSR Motorsport		Vaios Archontakis	GBR			BMW 325i E36	L3	12	15	57.75	32:12.686	107.5				
24	35	Eficar Team		Manuel Gonzalez	ESP	RL		Porsche 911 1965	Pre-65	2	15	57.75	32:39.996	106.0				
25	18	Albert Cosin		Albert Cosin	ESP	RL		ESP				BMW M3 E36 1993	L1	3	14	53.90	27:36.421	117.1
26	90	Antonio Garcia Coma		Antonio Garcia	ESP	RL		Hyundai Accent Copa	YT2	2	14	53.90	30:46.204	105.1				
27	32	Escuderia Barcelona		Pablo Tarrero	ESP	RL		Porsche 911 1965	Pre-65	3	13	50.05	30:49.654	97.4				
No clasificados: (Requerimientos: 75% del número de vueltas del líder = 13 Vueltas)																		
30		Escuderia Madrid Históricos		Enrique J. Garcia	ESP	RL		RL				Simca Abarth 1,3	Pre-65	4	12	46.20	33:06.217	83.7
64		Paul Vinches		Yves Balasse	FRA	RL	<u>Paul Vinches</u>	FRA	RL			Renault Spider 2.0	YT1	1	4	15.40	8:58.850	102.8
31		Ignacio Leirana		Ignacio Leirana	ESP							Citroen AX Sport 1988	L3	13				
23		Escuderia Gredos		Jorge López Atienza	ESP							Porsche 911 3.0 RS 1977	C1	2				





Circuito del Jarama
COPA DE ESPAÑA DE CLASICOS
Carrera - 1
Tiempos Por Vuelta



YOUNGTIMERS

2						7							
L3						L2							
1 Adrián Matheu						1 Juan Carlos Zorrilla							
2 Victor Matheu						2 Eficar Team							
Vta. D	Tiempo	Sector 1	Sector 2	Sector 3	V.Max	Tiempo	Vta. D	Tiempo	Sector 1	Sector 2	Sector 3	V.Max	Tiempo
1	2:15.976	58.935	43.269	33.772	175.8	2:15.976	1	2:04.661	50.087	41.585	32.989	157.2	2:04.661
2	2:03.695	46.710	42.415	34.570	176.1	4:19.671	2	1:57.446	45.517	39.663	32.266	187.8	4:02.107
3	2:04.000	47.198	43.441	33.361	181.2	6:23.671	3	1:55.896	44.269	39.228	32.399	197.8	5:58.003
4	2:00.974	46.036	40.902	34.036	177.3	8:24.645	4	1:56.727	44.598	39.260	32.869	188.1	7:54.730
5	2:01.132	46.234	41.469	33.429	175.8	10:25.777	5	1:55.552	44.457	38.954	32.141	196.3	9:50.282
6	2:00.068	45.686	40.547	33.835	176.1	12:25.845	6	1:58.406	44.655	40.903	32.848	188.4	11:48.688
7	2:02.047	47.572	40.900	33.575	162.4	14:27.892	7	1:57.393	44.353	39.600	33.440	197.4	13:46.081
8	1:59.654	46.248	40.067	33.339	181.5	16:27.546	8	1:55.468	44.143	39.631	31.694	197.0	15:41.549
9	1:59.635	46.963	39.692	32.980	178.2	18:27.181	9	1:52.036	42.714	37.775	31.547	194.9	17:33.585
10	1:57.882	45.348	39.764	32.770	180.0	20:25.063	10	1:53.094	43.592	37.737	31.765	199.6	19:26.679
11	2:00.492	46.231	40.879	33.382	183.6	22:25.555	11	1:57.011	44.522	39.231	33.258	187.1	21:23.690
12	2:00.178	45.956	40.691	33.531	184.6	24:25.733	12	1:53.389	43.400	38.442	31.547	198.5	23:17.079
13	2:00.720	46.479	40.759	33.482	185.8	26:26.453	13	1:53.489	43.182	38.484	31.823	198.1	25:10.568
14	1:58.589	45.045	40.900	32.644	181.2	28:25.042	14	1:53.099	43.699	38.009	31.391	194.5	27:03.667
15	2:02.415	46.685	41.940	33.790	183.3	30:27.457	15	1:54.492	43.107	39.559	31.826	199.6	28:58.159
16	1:59.894	45.848	40.415	33.631	183.9	32:27.351	16	1:54.347	43.233	39.320	31.794	196.7	30:52.506

3						9							
C3						YT2							
1 Lluís Portal						1 Alex Millan							
2 Escuderia Barcelona						2 Motor Club Sabadell							
Vta. D	Tiempo	Sector 1	Sector 2	Sector 3	V.Max	Tiempo	Vta. D	Tiempo	Sector 1	Sector 2	Sector 3	V.Max	Tiempo
1	2:19.513	59.830	43.746	35.937	159.2	2:19.513	1	2:09.932	54.579	41.518	33.835	167.9	2:09.932
2	2:07.977	48.908	43.376	35.693	169.8	4:27.490	2	2:01.945	46.589	41.431	33.925	182.1	4:11.877
3	2:07.972	48.934	43.581	35.457	170.6	6:35.462	3	2:04.977	50.114	40.833	34.030	180.3	6:16.854
4	2:06.526	48.137	42.795	35.594	170.0	8:41.988	4	2:00.541	46.526	40.543	33.472	178.8	8:17.395
5	2:08.165	48.025	43.051	37.089	170.6	10:50.153	5	1:59.987	45.801	40.551	33.635	180.0	10:17.382
6	2:06.445	48.033	42.898	35.514	171.1	12:56.598	6	2:00.448	46.063	40.841	33.544	181.5	12:17.830
7	2:06.522	48.184	42.973	35.365	171.4	15:03.120	7	2:01.506	46.295	40.751	34.460	181.8	14:19.336
8	2:07.066	48.117	43.401	35.548	171.1	17:10.186	8	2:01.557	47.152	40.573	33.832	183.0	16:20.893
9	2:08.304	48.387	44.433	35.484	171.4	19:18.490	9	2:01.019	46.087	40.821	34.111	181.5	18:21.912
10	2:08.541	47.855	43.116	37.570	171.1	21:27.031	10	2:00.272	46.275	40.486	33.511	182.1	20:22.184
11	2:06.640	47.715	43.161	35.764	169.2	23:33.671	11	2:00.150	45.527	40.386	34.237	181.8	22:22.334
12	2:07.320	48.003	43.451	35.866	171.9	25:40.991	12	2:01.114	46.036	40.554	34.524	182.1	24:23.448
13	2:06.378	47.978	42.873	35.527	170.8	27:47.369	13	2:00.732	46.594	40.544	33.594	182.1	26:24.180
14	2:13.108	48.409	49.335	35.364	170.6	30:00.477	14	2:00.246	46.025	40.945	33.276	182.1	28:24.426
15	2:09.312	47.940	45.720	35.652	170.0	32:09.789	15	2:02.299	46.721	41.490	34.088	182.4	30:26.725
16							16	2:01.151	46.008	41.215	33.928	181.5	32:27.876

5						10							
L1						C2							
1 Tuco Font						1 Albert Pecanins							
2 Escuderia Barcelona						2 Motor Club Sabadell							
Vta. D	Tiempo	Sector 1	Sector 2	Sector 3	V.Max	Tiempo	Vta. D	Tiempo	Sector 1	Sector 2	Sector 3	V.Max	Tiempo
1	2:18.459	58.144	43.551	36.764	157.6	2:18.459	1	2:14.117	56.704	42.551	34.862	165.6	2:14.117
2	2:04.618	47.306	41.849	35.463	175.6	4:23.077	2	2:05.180	48.002	42.140	35.038	181.8	4:19.297
3	2:06.591	48.256	43.296	35.039	165.1	6:29.668	3	2:09.204	48.767	45.959	34.478	187.8	6:28.501
4	2:03.466	47.104	41.993	34.369	171.4	8:33.134	4	2:03.242	46.722	42.030	34.490	189.4	8:31.743
5	2:02.981	46.318	41.979	34.684	188.4	10:36.115	5	2:03.952	46.867	42.106	34.979	195.6	10:35.695
6	2:05.758	47.324	43.933	34.501	175.8	12:41.873	6	2:06.939	47.315	44.889	34.735	183.9	12:42.634
7	2:03.346	46.723	42.237	34.386	173.0	14:45.219	7	2:03.246	47.078	41.903	34.265	185.8	14:45.880
8	2:01.338	46.098	41.123	34.117	192.5	16:46.557	8	2:01.791	46.978	41.194	33.619	192.8	16:47.671
9	2:02.650	46.602	41.611	34.437	167.4	18:49.207	9	2:03.794	48.708	41.267	33.819	176.1	18:51.465
10	2:00.200	46.421	39.933	33.846	168.7	20:49.407	10	2:03.965	46.448	42.162	35.355	195.6	20:55.430
11	2:01.247	45.827	41.443	33.977	172.8	22:50.654	11	2:04.255	47.109	41.635	35.511	192.5	22:59.685
12	2:02.064	45.649	41.596	34.819	181.5	24:52.718	12	2:03.708	47.798	41.503	34.407	185.8	25:03.393
13	2:03.425	46.939	42.201	34.285	175.3	26:56.143	13	2:04.365	47.269	42.795	34.301	192.1	27:07.758
14	2:06.322	45.483	45.262	35.577	188.4	29:02.465	14	2:03.667	47.933	41.172	34.562	193.5	29:11.425
15	2:01.082	45.626	41.724	33.732	201.8	31:03.547	15	2:06.294	47.951	43.881	34.462	192.1	31:17.719





Circuito del Jarama
COPA DE ESPAÑA DE CLASICOS
Carrera - 1
Tiempos Por Vuelta



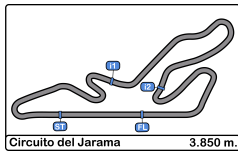
YOUNGTIMERS

11						20							
1 Teo Perez			BMW 325i E36			1 Carlos Beltran			Porsche 968 Cup				
L3			Eficar Team			L2			Escuderia Barcelona				
Vta. D	Tiempo	Sector 1	Sector 2	Sector 3	V.Max	Tiempo	Vta. D	Tiempo	Sector 1	Sector 2	Sector 3	V.Max	Tiempo
1	2:14.815	58.186	42.354	34.275	169.5	2:14.815	1	2:14.574	57.135	42.537	34.902	167.1	2:14.574
2	2:05.270	47.638	42.120	35.512	177.0	4:20.085	2	2:03.979	46.465	42.507	35.007	184.3	4:18.553
3	2:07.052	48.674	44.383	33.995	178.2	6:27.137	3	2:07.405	48.037	44.640	34.728	173.9	6:25.958
4	2:00.954	46.463	40.816	33.675	179.7	8:28.091	4	2:09.352	48.014	44.050	37.288	167.1	8:35.310
5	2:00.723	45.731	41.202	33.790	182.1	10:28.814	5	2:10.003	49.420	44.452	36.131	158.8	10:45.313
6	2:00.700	45.821	40.673	34.206	182.4	12:29.514	6	2:09.061	49.235	44.084	35.742	160.2	12:54.374
7	2:00.802	46.186	40.864	33.752	179.7	14:30.316	7	2:07.987	47.924	43.494	36.569	172.5	15:02.361
8	2:01.346	46.434	41.107	33.805	186.5	16:31.662	8	2:07.280	48.439	43.400	35.441	175.8	17:09.641
9	2:01.135	46.340	40.357	34.438	181.5	18:32.797	9	2:07.546	48.161	44.233	35.152	175.8	19:17.187
10	2:00.576	46.059	40.601	33.916	183.6	20:33.373	10	2:07.502	47.734	43.294	36.474	170.6	21:24.689
11	2:01.598	46.639	41.129	33.830	177.6	22:34.971	11	2:07.687	48.060	44.139	35.488	170.3	23:32.376
12	2:01.364	46.681	40.973	33.710	182.7	24:36.335	12	2:07.689	48.057	42.802	36.830	167.9	25:40.065
13	2:00.684	46.214	40.822	33.648	173.9	26:37.019	13	2:05.494	47.624	42.851	35.019	183.6	27:45.559
14	2:01.901	46.701	41.056	34.144	164.3	28:38.920	14	2:13.388	48.573	49.606	35.209	169.5	29:58.947
15	2:04.117	46.429	43.996	33.692	182.4	30:43.037	15	2:09.590	47.646	45.324	36.620	168.7	32:08.537

14						24							
1 Antonio Cubero			Porsche 911 RS 1974			1 Marc García			Honda Civic				
C1			Escuderia Barcelona			L3			Marc García Rojals				
Vta. D	Tiempo	Sector 1	Sector 2	Sector 3	V.Max	Tiempo	Vta. D	Tiempo	Sector 1	Sector 2	Sector 3	V.Max	Tiempo
1	2:08.127	53.057	41.510	33.560	160.0	2:08.127	1	2:03.966	49.201	41.199	33.566	167.4	2:03.966
2	2:01.298	47.388	40.562	33.348	181.2	4:09.425	2	1:59.221	45.365	40.752	33.104	188.4	4:03.187
3	2:00.543	45.438	40.986	34.119	184.3	6:09.968	3	1:58.941	45.306	40.128	33.507	187.8	6:02.128
4	2:00.648	45.963	40.809	33.876	173.3	8:10.616	4	1:59.154	45.251	40.320	33.583	184.3	8:01.282
5	2:00.658	46.559	40.298	33.801	161.4	10:11.274	5	1:59.779	45.754	40.361	33.664	183.3	10:01.061
6	2:00.500	46.341	40.172	33.987	163.3	12:11.774	6	2:00.205	45.858	40.500	33.847	183.3	12:01.266
7	2:01.151	46.191	41.062	33.898	183.3	14:12.925	7	1:59.470	45.629	40.431	33.410	182.1	14:00.736
8	2:00.928	46.049	40.679	34.200	177.6	16:13.853	8	1:59.944	45.512	40.991	33.441	187.1	16:00.680
9	1:59.942	46.030	40.300	33.612	173.6	18:13.795	9	1:59.209	45.401	40.486	33.322	186.2	17:59.889
10	1:59.738	45.680	40.479	33.579	187.8	20:13.533	10	1:59.213	45.393	40.469	33.351	185.5	19:59.102
11	2:01.998	46.858	41.638	33.502	183.3	22:15.531	11	1:59.568	45.621	40.514	33.433	183.6	21:58.670
12	2:00.093	45.495	40.850	33.748	177.0	24:15.624	12	2:00.685	46.031	40.850	33.804	184.6	23:59.355
13	1:59.818	45.568	40.637	33.613	190.4	26:15.442	13	2:01.689	46.690	41.208	33.791	183.0	26:01.044
14	2:00.369	45.592	40.762	34.015	189.1	28:15.811	14	2:00.160	45.766	40.722	33.672	180.9	28:01.204
15	2:02.769	45.837	43.140	33.792	175.3	30:18.580	15	2:04.287	45.921	44.470	33.896	181.8	30:05.491
16	2:04.255	47.400	43.265	33.590	166.1	32:22.835	16	2:06.194	45.119	42.559	38.516	188.1	32:11.685

18						26							
1 Albert Cosin			BMW M3 E36 1993			1 Jaime González			BMW 325i E36				
L1			Albert Cosin			L3			C.D.E Overcar Team				
Vta. D	Tiempo	Sector 1	Sector 2	Sector 3	V.Max	Tiempo	Vta. D	Tiempo	Sector 1	Sector 2	Sector 3	V.Max	Tiempo
1	2:02.879	47.823	41.008	34.048	174.1	2:02.879	1	2:08.794	53.369	41.692	33.733	156.5	2:08.794
2	1:58.153	44.766	39.644	33.743	183.0	4:01.032	2	2:01.829	46.833	41.541	33.455	180.0	4:10.623
3	1:56.463	44.383	39.122	32.958	206.1	5:57.495	3	2:01.445	45.886	41.301	34.258	188.8	6:12.068
4	1:56.767	44.134	39.506	33.127	204.9	7:54.262	4	2:00.811	45.812	41.125	33.874	188.4	8:12.879
5	1:55.324	43.650	39.053	32.621	208.8	9:49.586	5	2:01.717	46.435	41.232	34.050	190.1	10:14.596
6	1:58.576	44.795	40.996	32.785	198.1	11:48.162	6	2:01.353	46.500	41.028	33.825	194.2	12:15.949
7	1:57.418	44.262	39.684	33.472	204.5	13:45.580	7	2:02.552	46.725	41.371	34.456	188.1	14:18.501
8	1:58.574	44.310	41.471	32.793	204.1	15:44.154	8	2:00.196	46.080	40.539	33.577	169.8	16:18.697
9	1:58.239	45.044	39.474	33.721	188.1	17:42.393	9	2:00.274	45.907	40.526	33.841	194.2	18:18.971
10	1:59.480	44.896	40.728	33.856	176.4	19:41.873	10	2:02.434	46.734	42.111	33.589	185.8	20:21.405
11	1:59.720	46.211	40.061	33.448	193.5	21:41.593	11	2:00.059	45.527	40.691	33.841	192.8	22:21.464
12	1:58.822	44.849	40.212	33.761	186.2	23:40.415	12	2:02.157	46.461	40.816	34.880	186.8	24:23.621
13	1:58.400	44.110	40.960	33.330	194.9	25:38.815	13	2:01.382	47.186	40.867	33.329	191.4	26:25.003
14	1:57.606	44.686	39.712	33.208	206.1	27:36.421	14	2:00.469	45.979	40.948	33.542	188.8	28:25.472
15		44.767			196.7		15	2:03.775	46.577	42.792	34.406	182.7	30:29.247
							16	1:59.397	45.446	40.752	33.199	192.1	32:28.644





Circuito del Jarama
COPA DE ESPAÑA DE CLASICOS
Carrera - 1
Tiempos Por Vuelta



YOUNGTIMERS

30 1 Enrique J. Garcia Simca Abarth 1,3 **35** 1 Manuel Gonzalez Porsche 911 1965
 Pre-65 2 Escudería Madrid Históricos Pre-65 2 Eficar Team

Vta. D	Tiempo	Sector 1	Sector 2	Sector 3	V.Max	Tiempo	Vta. D	Tiempo	Sector 1	Sector 2	Sector 3	V.Max	Tiempo
1	2:44.757	1:09.180	50.935	44.642	127.0	2:44.757	1	2:21.635	1:01.848	44.645	35.142	154.5	2:21.635
2	2:33.113	56.991	51.992	44.130	138.2	5:17.870	2	2:08.961	48.827	44.182	35.952	166.6	4:30.596
3	2:37.221	59.451	52.513	45.257	134.6	7:55.091	3	2:12.195	49.293	45.414	37.488	167.4	6:42.791
4	2:53.391	1:08.471	57.156	47.764	137.0	10:48.482	4	2:10.932	48.940	45.621	36.371	154.2	8:53.723
5	2:47.168	1:05.662	55.733	45.773	117.3	13:35.650	5	2:09.756	48.562	44.646	36.548	158.5	11:03.479
6	2:43.362	1:03.317	53.445	46.600	126.1	16:19.012	6	2:08.957	49.532	43.762	35.663	168.4	13:12.436
7	2:44.446	1:03.185	55.246	46.015	125.8	19:03.458	7	2:08.595	48.385	43.894	36.316	170.0	15:21.031
8	2:46.405	1:00.869	58.976	46.560	122.8	21:49.863	8	2:08.143	48.857	43.897	35.389	174.4	17:29.174
9	2:45.450	1:03.410	53.362	48.678	142.8	24:35.313	9	2:09.566	48.938	44.497	36.131	182.4	19:38.740
10	2:46.006	1:07.165	53.786	45.055	133.6	27:21.319	10	2:10.057	49.396	43.911	36.750	170.0	21:48.797
11	2:53.719	1:01.917	1:04.376	47.426	140.2	30:15.038	11	2:10.137	49.841	44.781	35.515	166.1	23:58.934
12	2:51.179	1:05.019	58.946	47.214	138.8	33:06.217	12	2:08.857	49.128	44.106	35.623	174.4	26:07.791

31 1 Ignacio Leirana Citroen AX Sport 1988
 L3 2 Ignacio Leirana

Vta. D	Tiempo	Sector 1	Sector 2	Sector 3	V.Max	Tiempo
1		48.604	43.249		163.1	

32 1 Pablo Tarrero Porsche 911 1965
 Pre-65 2 Escudería Barcelona

Vta. D	Tiempo	Sector 1	Sector 2	Sector 3	V.Max	Tiempo
1	2:31.362	1:04.351	47.723	39.288	138.8	2:31.362
2	2:22.417	53.639	48.900	39.878	143.0	4:53.779
3	2:24.500	55.050	49.420	40.030	145.3	7:18.279
4	2:22.273	53.692	49.574	39.007	155.3	9:40.552
5	2:21.280	52.837	49.045	39.398	156.7	12:01.832
6	2:22.179	53.317	47.941	40.921	144.9	14:24.011
7	2:21.370	54.161	47.972	39.237	161.9	16:45.381
8	2:19.916	52.555	48.278	39.083	150.4	19:05.297
9	2:22.326	53.971	48.324	40.031	144.7	21:27.623
10	2:20.524	52.893	48.447	39.184	150.0	23:48.147
11	2:19.731	52.738	48.461	38.532	156.0	26:07.878
12	2:16.457	51.210	46.715	38.532	161.1	28:24.335
13	2:25.319	52.973	53.361	38.985	151.4	30:49.654

34 1 Antonio Noguera Lotus Elan S1 1964
 Pre-65 2 Automovil Club Alcalans

Vta. D	Tiempo	Sector 1	Sector 2	Sector 3	V.Max	Tiempo
1	2:09.235	53.245	42.530	33.460	161.4	2:09.235
2	2:02.112	47.300	41.127	33.685	172.8	4:11.347
3	2:01.521	45.705	41.535	34.281	174.4	6:12.868
4	2:00.615	45.750	41.140	33.725	178.2	8:13.483
5	2:01.473	46.233	41.854	33.386	165.8	10:14.956
6	2:00.322	45.013	40.537	34.772	179.1	12:15.278
7	1:58.589	44.957	40.321	33.311	178.5	14:13.867
8	2:00.809	45.732	40.849	34.228	173.0	16:14.676
9	1:59.765	45.799	40.755	33.211	172.8	18:14.441
10	1:59.884	45.728	40.752	33.404	181.8	20:14.325
11	2:02.113	47.150	41.092	33.871	176.4	22:16.438
12	2:00.239	45.773	40.686	33.780	172.2	24:16.677
13	2:00.119	46.591	40.396	33.132	185.2	26:16.796
14	2:00.187	45.493	41.498	33.196	176.7	28:16.983
15	2:03.224	45.541	43.934	33.749	177.0	30:20.207
16	2:03.400	46.846	42.759	33.795	166.4	32:23.607

36 1 Daniel Cuadrado BMW M3 E36
 L2 2 Escudería Costa Daurada

Vta. D	Tiempo	Sector 1	Sector 2	Sector 3	V.Max	Tiempo
1	2:01.713	48.033	41.351	32.329	175.8	2:01.713
2	1:55.838	44.790	38.834	32.214	174.4	3:57.551
3	1:56.264	44.822	39.385	32.057	179.1	5:53.815
4	1:55.495	44.243	38.795	32.457	183.3	7:49.310
5	1:56.112	44.614	39.294	32.204	172.2	9:45.422
6	1:57.228	45.413	39.484	32.331	178.8	11:42.650
7	1:56.105	44.779	39.213	32.113	173.6	13:38.755
8	1:56.639	45.060	39.123	32.456	163.8	15:35.394
9	1:56.043	44.858	39.011	32.174	170.6	17:31.437
10	1:54.841	44.522	38.524	31.795	178.2	19:26.278
11	1:58.320	44.244	39.736	34.340	179.7	21:24.598
12	1:53.687	43.791	38.373	31.523	185.8	23:18.285
13	1:55.239	43.718	38.950	32.571	184.3	25:13.524
14	1:55.815	44.053	39.435	32.327	182.4	27:09.339
15	1:56.206	44.989	39.038	32.179	177.9	29:05.545
16	2:00.048	44.881	42.333	32.834	167.4	31:05.593

39 1 Jordi Puig Porsche 993 GT2 1993
 YGT 2 Jordi Puig

Vta. D	Tiempo	Sector 1	Sector 2	Sector 3	V.Max	Tiempo
1	1:53.004	44.647	36.914	31.443	204.5	1:53.004
2	1:46.532	40.886	35.540	30.106	202.2	3:39.536
3	1:46.672	40.803	35.809	30.060	213.0	5:26.208
4	1:46.644	41.051	35.432	30.161	195.6	7:12.852
5	1:46.545	40.824	35.632	30.089	208.4	8:59.397
6	1:47.507	41.207	35.470	30.830	200.3	10:46.904
7	1:47.807	41.084	36.325	30.398	205.7	12:34.711
8	1:48.085	41.082	36.289	30.714	203.3	14:22.796
9	1:48.438	42.544	35.951	29.943	203.3	16:11.234
10	1:46.654	41.772	35.413	29.469	200.7	17:57.888
11	1:46.695	40.904	35.439	30.352	212.5	19:44.583
12	1:48.762	41.625	35.922	31.215	207.2	21:33.345
13	1:50.550	42.751	36.919	30.880	199.2	23:23.895
14	1:47.794	41.759	35.835	30.200	207.2	25:11.689
15	1:47.018	41.300	36.083	29.635	226.4	26:58.707
16	1:46.597	40.808	35.348	30.441	196.3	28:45.304
17	1:52.223	42.648	38.397	31.178	204.5	30:37.527





Circuito del Jarama
COPA DE ESPAÑA DE CLASICOS
Carrera - 1
Tiempos Por Vuelta



YOUNGTIMERS

64

1 Yves Balasse Renault Spider 2.0
 YT1 2 Paul Vinches Paul Vinches

Vta.	D	Tiempo	Sector 1	Sector 2	Sector 3	V.Max	Tiempo
1	2	2:05.479	50.901	41.353	33.225	157.8	2:05.479
2	2	1:59.203	44.972	41.408	32.823	180.6	4:04.682
3	2	2:40.692	45.074	1:21.738	33.880	177.6	6:45.374
4	2	2:13.476 P	46.425	41.663	45.388	168.7	8:58.850

90

1 Antonio Garcia Hyundai Accent Copa
 YT2 2 Antonio Garcia Coma

Vta.	D	Tiempo	Sector 1	Sector 2	Sector 3	V.Max	Tiempo
1	2	2:24.080	1:01.967	45.113	37.000	163.6	2:24.080
2	2	2:10.736	49.619	44.240	36.877	163.8	4:34.816
3	2	2:11.803	49.807	45.145	36.851	164.1	6:46.619
4	2	2:10.239	49.815	44.421	36.003	161.6	8:56.858
5	2	2:09.806	49.444	44.341	36.021	163.1	11:06.664
6	2	2:09.560	49.321	44.185	36.054	164.1	13:16.224
7	2	2:10.300	49.454	44.340	36.506	163.6	15:26.524
8	2	2:09.918	49.112	44.222	36.584	163.3	17:36.442
9	2	2:10.426	49.250	44.400	36.776	164.3	19:46.868
10	2	2:10.080	49.495	44.195	36.390	162.6	21:56.948
11	2	2:11.770	50.822	44.699	36.249	162.6	24:08.718
12	2	2:09.934	49.473	44.359	36.102	163.6	26:18.652
13	2	2:11.406	49.407	45.200	36.799	165.6	28:30.058
14	2	2:16.146	49.205	50.276	36.665	165.6	30:46.204

98

1 Juan Antonio Miranda BMW M3 E36 1993
 L1 2 Perfil Bajo CE

Vta.	D	Tiempo	Sector 1	Sector 2	Sector 3	V.Max	Tiempo
1	2	1:53.458	44.964	37.076	31.418	187.1	1:53.458
2	2	1:47.718	41.587	35.976	30.155	210.5	3:41.176
3	2	1:48.530	42.231	36.268	30.031	193.8	5:29.706
4	2	1:48.689	41.714	36.571	30.404	206.8	7:18.395
5	2	1:49.000	41.926	36.760	30.314	198.8	9:07.395
6	2	1:50.373	42.076	37.749	30.548	203.7	10:57.768
7	2	1:50.236	42.253	37.563	30.420	202.6	12:48.004
8	2	1:51.017	42.073	38.436	30.508	203.0	14:39.021
9	2	1:50.594	42.170	37.264	31.160	200.7	16:29.615
10	2	1:52.559	43.062	37.277	32.220	200.7	18:22.174
11	2	1:54.661	43.750	40.116	30.795	209.3	20:16.835
12	2	1:52.333	43.748	37.737	30.848	192.1	22:09.168
13	2	1:51.846	42.954	38.077	30.815	205.7	24:01.014
14	2	1:52.693	43.813	37.825	31.055	199.2	25:53.707
15	2	1:53.556	43.139	38.566	31.851	190.1	27:47.263
16	2	2:02.085	44.407	45.139	32.539	200.7	29:49.348
17	2	1:56.631	44.791	39.852	31.988	166.4	31:45.979

100

1 Jonathan Gomez BMW 325i E36
 L3 2 Zamudio Racing Elkartea

Vta.	D	Tiempo	Sector 1	Sector 2	Sector 3	V.Max	Tiempo
1	2	2:10.836	53.481	42.949	34.406	176.7	2:10.836
2	2	2:02.455	46.952	41.135	34.368	189.4	4:13.291
3	2	2:01.357	46.435	41.146	33.776	189.1	6:14.648
4	2	2:00.687	46.098	40.521	34.068	190.8	8:15.335
5	2	2:00.889	46.293	40.687	33.909	190.1	10:16.224
6	2	2:01.225	46.504	40.630	34.091	189.4	12:17.449
7	2	2:01.639	46.460	40.663	34.516	189.8	14:19.088
8	2	2:02.109	46.628	40.830	34.651	183.3	16:21.197
9	2	2:01.749	46.420	40.569	34.760	187.1	18:22.946
10	2	2:01.557	46.274	41.146	34.137	188.1	20:24.503
11	2	2:00.720	46.230	40.610	33.880	181.2	22:25.223
12	2	2:01.559	46.634	40.782	34.143	186.5	24:26.782
13	2	2:00.808	46.253	40.652	33.903	189.4	26:27.590
14	2	2:01.210	45.977	40.786	34.447	190.1	28:28.800
15	2	2:02.910	46.983	41.935	33.992	185.2	30:31.710
16	2	2:02.410	47.219	41.192	33.999	189.4	32:34.120

102

1 Óscar Gómez BMW 325i E36
 L3 2 Zamudio Racing Elkartea

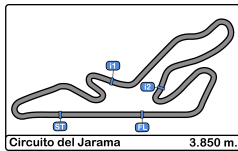
Vta.	D	Tiempo	Sector 1	Sector 2	Sector 3	V.Max	Tiempo
1	2	2:07.736	52.390	40.741	34.605	174.1	2:07.736
2	2	2:01.329	46.792	40.598	33.939	178.2	4:09.065
3	2	2:01.961	46.989	40.998	33.974	182.1	6:11.026
4	2	2:01.195	46.601	40.575	34.019	185.5	8:12.221
5	2	2:01.050	46.538	40.669	33.843	189.4	10:13.271
6	2	2:01.647	46.316	40.918	34.413	191.4	12:14.918
7	2	2:03.395	46.891	41.205	35.299	181.8	14:18.313
8	2	2:01.868	47.063	40.824	33.981	188.1	16:20.181
9	2	2:01.235	46.519	40.655	34.061	192.5	18:21.416
10	2	2:02.138	47.052	41.136	33.950	190.1	20:23.554
11	2	2:00.843	46.292	40.560	33.991	190.8	22:24.397
12	2	2:00.711	46.248	40.503	33.960	193.8	24:25.108
13	2	2:01.709	46.497	40.812	34.400	192.5	26:26.817
14	2	2:01.345	46.348	40.737	34.260	185.8	28:28.162
15	2	2:03.206	47.379	41.668	34.159	190.4	30:31.368
16	2	2:02.173	47.141	40.944	34.088	192.5	32:33.541

104

1 Oscar Abajo BMW 325i E36
 L3 2 A.D. AUT. RACVN

Vta.	D	Tiempo	Sector 1	Sector 2	Sector 3	V.Max	Tiempo
1	2	2:11.630	53.924	43.363	34.343	177.6	2:11.630
2	2	2:01.909	46.948	40.806	34.155	193.5	4:13.539
3	2	2:01.840	46.780	41.092	33.968	188.1	6:15.379
4	2	2:00.688	45.921	40.454	34.313	190.8	8:16.067
5	2	2:00.769	46.081	40.701	33.987	190.1	10:16.836
6	2	2:03.299	46.997	42.341	33.961	192.1	12:20.135
7	2	2:00.645	45.992	40.297	34.356	192.1	14:20.780
8	2	2:00.826	46.210	40.686	33.930	193.5	16:21.606
9	2	2:01.331	46.543	40.631	34.157	188.8	18:22.937
10	2	2:00.830	45.994	41.063	33.773	194.5	20:23.767
11	2	2:00.911	46.477	40.555	33.879	172.8	22:24.678
12	2	2:00.797	46.326	40.603	33.868	179.4	24:25.475
13	2	2:02.619	47.427	41.144	34.048	177.9	26:28.094
14	2	2:07.333	46.064	40.831	40.438	187.1	28:35.427
15	2	2:07.091	46.910	46.036	34.145	185.8	30:42.518





Circuito del Jarama
COPA DE ESPAÑA DE CLASICOS
Carrera - 1
Tiempos Por Vuelta



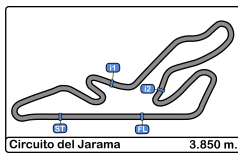
YOUNGTIMERS

105							112						
1 Julian Olaiz			BMW 325i E36				1 Stefano Bozzoni			BMW 325i E36			
L3			A.D. AUT. RACVN				L3			2 Vasco A. Silva			
2										VSR Motorsport			
Vta. D	Tiempo	Sector 1	Sector 2	Sector 3	V.Max	Tiempo	Vta. D	Tiempo	Sector 1	Sector 2	Sector 3	V.Max	Tiempo
1	2:19.156	59.902	43.150	36.104	154.9	2:19.156	1 2	2:20.516	1:01.739	43.663	35.114	155.3	2:20.516
2	2:06.377	48.767	42.343	35.267	180.0	4:25.533	2 2	2:05.340	48.819	41.973	34.548	174.1	4:25.856
3	2:08.423	48.931	44.001	35.491	183.3	6:33.956	3 2	2:05.716	48.792	42.696	34.228	187.8	6:31.572
4	2:06.561	48.468	42.059	36.034	185.2	8:40.517	4 2	2:03.398	47.482	40.960	34.956	184.6	8:34.970
5	2:09.163	49.320	42.619	37.224	185.2	10:49.680	5 2	2:03.008	47.427	41.225	34.356	185.8	10:37.978
6	2:06.072	48.259	42.504	35.309	177.3	12:55.752	6 2	2:02.326	46.753	41.262	34.311	187.8	12:40.304
7	2:05.929	47.933	42.464	35.532	186.8	15:01.681	7 2	2:03.055	46.877	41.882	34.296	186.2	14:43.359
8	2:06.798	48.544	42.486	35.768	181.5	17:08.479	8 2	2:02.207	46.731	40.837	34.639	187.8	16:45.566
9	2:09.303	49.727	44.304	35.272	184.3	19:17.782	9 2	2:02.667	46.641	41.597	34.429	187.5	18:48.233
10	2:08.054	48.065	43.023	36.966	179.7	21:25.836	10 2	2:02.230	46.595	41.389	34.246	187.5	20:50.463
11	2:07.336	48.127	43.418	35.791	181.8	23:33.172	11 2	2:02.266	46.310	41.242	34.714	187.8	22:52.729
12	2:07.122	48.176	42.500	36.446	175.6	25:40.294	12 2	2:01.683	46.749	40.944	33.990	187.5	24:54.412
13	2:06.243	48.394	42.337	35.512	185.8	27:46.537	13 2	2:02.512	46.891	41.278	34.343	187.8	26:56.924
14	2:13.477	48.813	49.237	35.427	174.4	30:00.014	14 2	2:02.658	46.945	40.902	34.811	186.5	28:59.582
15	2:09.347	47.963	44.566	36.818	181.5	32:09.361	15 2	2:02.872	46.443	42.040	34.389	189.4	31:02.454

106							114						
1 Antonio Castillo			BMW 325i E36				1 Vaios Archontakis			BMW 325i E36			
L3			Perfil Bajo CE				L3			2			
2 Desire Torres										VSR Motorsport			
Vta. D	Tiempo	Sector 1	Sector 2	Sector 3	V.Max	Tiempo	Vta. D	Tiempo	Sector 1	Sector 2	Sector 3	V.Max	Tiempo
1 2	2:12.898	56.279	41.443	35.176	169.2	2:12.898	1	2:19.973		1:44.878	35.095	154.0	2:19.973
2 2	2:01.746	46.432	40.800	34.514	190.4	4:14.644	2	2:08.046	49.098	44.239	34.709	180.0	4:28.019
3 2	2:02.435	46.636	40.772	35.027	190.1	6:17.079	3	2:08.455	48.951	44.730	34.774	183.9	6:36.474
4 2	2:02.743	47.034	40.565	35.144	190.1	8:19.822	4	2:08.152	47.876	45.666	34.610	166.4	8:44.626
5 2	2:01.867	46.426	40.718	34.723	188.4	10:21.689	5	2:06.643	47.087	42.936	36.620	184.6	10:51.269
6 2	2:02.173	46.365	41.006	34.802	189.4	12:23.862	6	2:07.149	48.737	43.618	34.794	177.0	12:58.418
7 2	2:02.768	46.527	40.992	35.249	189.1	14:26.630	7	2:10.963	52.032	43.428	35.503	184.3	15:09.381
8 2	2:03.180	47.312	41.268	34.600	184.6	16:29.810	8	2:05.016	47.645	42.741	34.630	175.0	17:14.397
9 2	2:02.571	46.720	41.164	34.687	191.8	18:32.381	9	2:06.126	47.325	43.468	35.333	175.3	19:20.523
10 2	2:02.849	47.279	40.784	34.786	189.1	20:35.230	10	2:07.525	47.414	44.763	35.348	173.3	21:28.048
11 2	2:02.661	47.097	40.905	34.659	186.8	22:37.891	11	2:06.922	49.383	42.582	34.957	175.0	23:34.970
12 2	2:02.686	46.930	40.834	34.922	187.8	24:40.577	12	2:07.197	47.883	44.549	34.765	170.6	25:42.167
13 2	2:03.618	47.862	40.977	34.779	184.9	26:44.195	13	2:07.585	47.592	43.303	36.690	172.8	27:49.752
14 2	2:02.717	46.753	41.104	34.860	188.8	28:46.912	14	2:12.232	49.304	47.960	34.968	178.2	30:01.984
15 2	2:04.137	46.989	42.462	34.686	189.4	30:51.049	15	2:10.702	48.443	45.615	36.644	170.3	32:12.686

110						
1 Fernando Navarrete Jr			BMW 325i E36			
L3			2 Fernando Navarrete			
			VSR Motorsport			
Vta. D	Tiempo	Sector 1	Sector 2	Sector 3	V.Max	Tiempo
1 2	2:11.113	55.413	41.668	34.032	173.9	2:11.113
2 2	2:01.189	46.006	41.464	33.719	192.8	4:12.302
3 2	2:01.081	46.061	41.088	33.932	192.8	6:13.383
4 2	2:00.955	45.689	41.361	33.905	188.8	8:14.338
5 2	2:01.330	45.848	41.590	33.892	190.4	10:15.668
6 2	2:01.258	46.471	40.795	33.992	190.4	12:16.926
7 2	2:01.245	45.398	41.075	34.772	191.4	14:18.171
8 2	1:59.893	45.835	40.307	33.751	184.6	16:18.064
9 2	2:00.472	45.717	40.756	33.999	189.8	18:18.536
10 2	2:02.006	46.609	41.633	33.764	187.1	20:20.542
11 2	2:00.607	46.006	40.589	34.012	189.8	22:21.149
12 2	2:01.331	46.013	41.175	34.143	187.5	24:22.480
13 2	2:01.163	46.266	41.048	33.849	186.8	26:23.643
14 2	2:00.469	45.855	40.588	34.026	187.8	28:24.112
15 2	2:01.980	46.601	41.454	33.925	181.5	30:26.092
16 2	2:01.123	45.875	41.216	34.032	189.8	32:27.215





Circuito del Jarama
COPA DE ESPAÑA DE CLASICOS - LEGEND Y YOUNGTIMERS

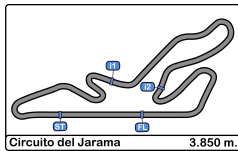


Carrera - 1

Análisis

Num	Tiempo V	Dif 1º	Num	Tiempo V	Dif 1º	Num	Tiempo V	Dif 1º	Num	Tiempo V	Dif 1º	Num	Tiempo V	Dif 1º
Vta 1			14	2:01.298	29.889	11	2:07.052	1:00.929	64	2:13.476	1:45.998	14	2:00.500	1:24.870
39	1:53.004		26	2:01.829	31.087	10	2:09.204	1:02.293	Num Tiempo V Dif 1º			102	2:01.647	1:28.014
98	1:53.458	00.454	34	2:02.112	31.811	5	2:06.591	1:03.460	Vta 5			34	2:00.322	1:28.374
36	2:01.713	08.709	9	2:01.945	32.341	112	2:05.716	1:05.364	39	1:46.545		26	2:01.353	1:29.045
18	2:02.879	09.875	110	2:01.189	32.766	105	2:08.423	1:07.748	98	1:49.000	07.998	110	2:01.258	1:30.022
24	2:03.966	10.962	100	2:02.455	33.755	3	2:07.972	1:09.254	32	2:22.273	1 Lap	100	2:01.225	1:30.545
7	2:04.661	11.657	104	2:01.909	34.003	114	2:08.455	1:10.266	36	1:56.112	46.025	9	2:00.448	1:30.926
64	2:05.479	12.475	106	2:01.746	35.108	35	2:12.195	1:16.583	18	1:55.324	50.189	104	2:03.299	1:33.231
102	2:07.736	14.732	20	2:03.979	39.017	64	2:40.692	1:19.166	7	1:55.552	50.885	106	2:02.173	1:36.958
14	2:08.127	15.123	10	2:05.180	39.761	90	2:11.803	1:20.411	24	1:59.779	1:01.664	2	2:00.068	1:38.941
26	2:08.794	15.790	2	2:03.695	40.135	Num Tiempo V Dif 1º			14	2:00.658	1:11.877	11	2:00.700	1:42.610
34	2:09.235	16.231	11	2:05.270	40.549	Vta 4			102	2:01.050	1:13.874	Num Tiempo V Dif 1º		
9	2:09.932	16.928	5	2:04.618	43.541	39	1:46.644		26	2:01.717	1:15.199	Vta 7		
100	2:10.836	17.832	105	2:06.377	45.997	32	2:24.500	1 Lap	34	2:01.473	1:15.559	39	1:47.807	
110	2:11.113	18.109	112	2:05.340	46.320	98	1:48.689	05.543	110	2:01.330	1:16.271	112	2:02.326	1 Lap
104	2:11.630	18.626	3	2:07.977	47.954	36	1:55.495	36.458	100	2:00.889	1:16.827	5	2:05.758	1 Lap
106	2:12.898	19.894	114	2:08.046	48.483	18	1:56.767	41.410	104	2:00.769	1:17.439	10	2:06.939	1 Lap
10	2:14.117	21.113	35	2:08.961	51.060	7	1:56.727	41.878	9	1:59.987	1:17.985	98	1:50.236	13.293
20	2:14.574	21.570	90	2:10.736	55.280	30	2:37.221	1 Lap	106	2:01.867	1:22.292	20	2:09.061	1 Lap
11	2:14.815	21.811	32	2:22.417	1:14.243	24	1:59.154	48.430	2	2:01.132	1:26.380	105	2:06.072	1 Lap
2	2:15.976	22.972	30	2:33.113	1:38.334	14	2:00.648	57.764	11	2:00.723	1:29.417	3	2:06.445	1 Lap
5	2:18.459	25.455	Num Tiempo V Dif 1º			102	2:01.195	59.369	10	2:03.952	1:36.298	114	2:07.149	1 Lap
105	2:19.156	26.152	Vta 3			26	2:00.811	1:00.027	5	2:02.981	1:36.718	35	2:08.957	1 Lap
3	2:19.513	26.509	39	1:46.672		34	2:00.615	1:00.631	112	2:03.008	1:38.581	90	2:09.560	1 Lap
114	2:19.973	26.969	98	1:48.530	03.498	110	2:00.955	1:01.486	20	2:10.003	1:45.916	30	2:47.168	2 Laps
112	2:20.516	27.512	36	1:56.264	27.607	100	2:00.687	1:02.483	Num Tiempo V Dif 1º			36	1:56.105	1:04.044
35	2:21.635	28.631	18	1:56.463	31.287	104	2:00.688	1:03.215	Vta 6			18	1:57.418	1:10.869
90	2:24.080	31.076	7	1:55.896	31.795	9	2:00.541	1:04.543	39	1:47.507		7	1:57.393	1:11.370
32	2:31.362	38.358	24	1:58.941	35.920	106	2:02.743	1:06.970	30	2:53.391	2 Laps	24	1:59.470	1:26.025
30	2:44.757	51.753	14	2:00.543	43.760	2	2:00.974	1:11.793	105	2:09.163	1 Lap	14	2:01.151	1:38.214
Num Tiempo V Dif 1º			102	2:01.961	44.818	11	2:00.954	1:15.239	3	2:08.165	1 Lap	34	1:58.589	1:39.156
Vta 2			26	2:01.445	45.860	10	2:03.242	1:18.891	114	2:06.643	1 Lap	110	2:01.245	1:43.460
39	1:46.532		34	2:01.521	46.660	5	2:03.466	1:20.282	98	1:50.373	10.864	102	2:03.395	1:43.602
98	1:47.718	01.640	110	2:01.081	47.175	112	2:03.398	1:22.118	35	2:09.756	1 Lap	26	2:02.552	1:43.790
36	1:55.838	18.015	100	2:01.357	48.440	20	2:09.352	1:22.458	90	2:09.806	1 Lap	100	2:01.639	1:44.377
18	1:58.153	21.496	104	2:01.840	49.171	105	2:06.561	1:27.665	36	1:57.228	55.746	9	2:01.506	1:44.625
7	1:57.446	22.571	9	2:04.977	50.646	3	2:06.526	1:29.136	18	1:58.576	1:01.258	104	2:00.645	1:46.069
24	1:59.221	23.651	106	2:02.435	50.871	114	2:08.152	1:31.774	7	1:58.406	1:01.784			
64	1:59.203	25.146	2	2:04.000	57.463	35	2:10.932	1:40.871	24	2:00.205	1:14.362			
102	2:01.329	29.529	20	2:07.405	59.750	90	2:10.239	1:44.006	32	2:21.280	1 Lap			





Circuito del Jarama
COPA DE ESPAÑA DE CLASICOS - LEGEND Y YOUNGTIMERS



Carrera - 1

Análisis

Num	Tiempo V	Dif 1º	Num	Tiempo V	Dif 1º
14	2:00.369	1 Lap	Vta 17		
35	2:08.655	2 Laps	39	1:52.223	
34	2:00.187	1 Lap	104	2:07.091	2 Laps
110	2:00.469	1 Lap	11	2:04.117	2 Laps
32	2:16.457	3 Laps	90	2:16.146	3 Laps
9	2:00.246	1 Lap	32	2:25.319	4 Laps
2	1:58.589	1 Lap	106	2:04.137	2 Laps
26	2:00.469	1 Lap	7	1:54.347	1 Lap
102	2:01.345	1 Lap	112	2:02.872	2 Laps
100	2:01.210	1 Lap	5	2:01.082	2 Laps
90	2:11.406	2 Laps	36	2:00.048	1 Lap
104	2:07.333	1 Lap	10	2:06.294	2 Laps
11	2:01.901	1 Lap	98	1:56.631	1:08.452
Num Tiempo V Dif 1º			20	2:09.590	2 Laps
Vta 16			105	2:09.347	2 Laps
39	1:46.597		3	2:09.312	2 Laps
106	2:02.717	2 Laps	24	2:06.194	1 Lap
7	1:54.492	1 Lap	114	2:10.702	2 Laps
112	2:02.658	2 Laps	14	2:04.255	1 Lap
5	2:06.322	2 Laps	34	2:03.400	1 Lap
36	1:56.206	1 Lap	110	2:01.123	1 Lap
10	2:03.667	2 Laps	2	1:59.894	1 Lap
98	2:02.085	1:04.044	9	2:01.151	1 Lap
20	2:13.388	2 Laps	26	1:59.397	1 Lap
105	2:13.477	2 Laps	102	2:02.173	1 Lap
3	2:13.108	2 Laps	100	2:02.410	1 Lap
114	2:12.232	2 Laps	35	2:10.842	2 Laps
24	2:04.287	1 Lap	30	2:51.179	5 Laps
30	2:53.719	5 Laps			
14	2:02.769	1 Lap			
34	2:03.224	1 Lap			
110	2:01.980	1 Lap			
9	2:02.299	1 Lap			
2	2:02.415	1 Lap			
35	2:12.708	2 Laps			
26	2:03.775	1 Lap			
102	2:03.206	1 Lap			
100	2:02.910	1 Lap			



Circuito del Jarama

COPA DE ESPAÑA DE CLASICOS - LEGEND Y YOUNGTIMERS

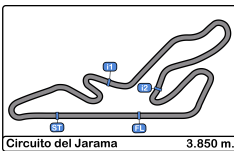
Carrera - 1

Mejores Sectores



Sector - 1				Sector - 2				Sector - 3				Vuelta Ideal vs Mejor Vuelta				
Clas	Nº	Piloto	Tiempo	Nº	Piloto	Tiempo	Nº	Piloto	Tiempo	Clas	Nº	Piloto	Vta. Ideal	Mejor V.	Clas	
1	39	Jordi Puig	40.803	39	Jordi Puig	35.348	39	Jordi Puig	29.469	1	39	Jordi Puig	1:45.620	1:46.532	1	
2	98	Juan Antonio Miranda	41.587	98	Juan Antonio Miranda	35.976	98	Juan Antonio Miranda	30.031	2	98	Juan Antonio Miranda	1:47.594	1:47.718	2	
3	7	Juan Carlos Zorrilla	42.714	7	Juan Carlos Zorrilla	37.737	7	Juan Carlos Zorrilla	31.391	3	7	Juan Carlos Zorrilla	1:51.842	1:52.036	3	
4	18	Albert Cosin	43.650	36	Daniel Cuadrado	38.373	36	Daniel Cuadrado	31.523	4	36	Daniel Cuadrado	1:53.614	1:53.687	4	
5	36	Daniel Cuadrado	43.718	18	Albert Cosin	39.053	18	Albert Cosin	32.621	5	18	Albert Cosin	1:55.324	1:55.324	5	
6	34	Antonio Noguera	44.957	2	Matheu - Matheu	39.692	2	Matheu - Matheu	32.644	6	2	Matheu - Matheu	1:57.381	1:57.882	6	
7	64	Balasse - Vinches	44.972	5	Tuco Font	39.933	64	Balasse - Vinches	32.823	7	24	Marc García	1:58.351	1:58.941	8	
8	2	Matheu - Matheu	45.045	24	Marc García	40.128	24	Marc García	33.104	8	34	Antonio Noguera	1:58.410	1:58.589	7	
9	24	Marc García	45.119	14	Antonio Cubero	40.172	34	Antonio Noguera	33.132	9	14	Antonio Cubero	1:58.958	1:59.738	11	
10	110	Navarrete Jr - Navarrete	45.398	104	Oscar Abajo	40.297	26	González - Sánchez	33.199	10	64	Balasse - Vinches	1:59.148	1:59.203	9	
11	14	Antonio Cubero	45.438	110	Navarrete Jr - Navarrete	40.307	9	Alex Millan	33.276	11	5	Tuco Font	1:59.148	2:00.200	14	
12	26	González - Sánchez	45.446	34	Antonio Noguera	40.321	14	Antonio Cubero	33.348	12	26	González - Sánchez	1:59.171	1:59.397	10	
13	5	Tuco Font	45.483	11	Teo Perez	40.357	10	Albert Pecanins	33.619	13	9	Alex Millan	1:59.189	1:59.987	13	
14	9	Alex Millan	45.527	9	Alex Millan	40.386	11	Teo Perez	33.648	14	110	Navarrete Jr - Navarrete	1:59.424	1:59.893	12	
15	11	Teo Perez	45.731	102	Óscar Gómez	40.503	110	Navarrete Jr - Navarrete	33.719	15	11	Teo Perez	1:59.736	2:00.576	15	
16	104	Oscar Abajo	45.921	100	Jonathan Gomez	40.521	5	Tuco Font	33.732	16	104	Oscar Abajo	1:59.991	2:00.645	16	
17	100	Jonathan Gomez	45.977	26	González - Sánchez	40.526	104	Oscar Abajo	33.773	17	100	Jonathan Gomez	2:00.274	2:00.687	17	
18	102	Óscar Gómez	46.248	106	Castillo - Torres	40.565	100	Jonathan Gomez	33.776	18	102	Óscar Gómez	2:00.594	2:00.711	18	
19	112	Bozzoni - Silva	46.310	112	Bozzoni - Silva	40.837	102	Óscar Gómez	33.843	19	112	Bozzoni - Silva	2:01.137	2:01.683	19	
20	106	Castillo - Torres	46.365	10	Albert Pecanins	41.172	112	Bozzoni - Silva	33.990	20	10	Albert Pecanins	2:01.239	2:01.791	21	
21	10	Albert Pecanins	46.448	64	Balasse - Vinches	41.353	106	Castillo - Torres	34.514	21	106	Castillo - Torres	2:01.444	2:01.746	20	
22	20	Carlos Beltran	46.465	105	Julian Olaiz	42.059	114	Vaios Archontakis	34.610	22	20	Carlos Beltran	2:03.700	2:03.979	22	
23	114	Vaios Archontakis	47.087	20	Carlos Beltran	42.507	20	Carlos Beltran	34.728	23	114	Vaios Archontakis	2:04.279	2:05.016	23	
24	3	Lluis Portal	47.715	114	Vaios Archontakis	42.582	35	Manuel Gonzalez	35.142	24	105	Julian Olaiz	2:05.259	2:05.929	24	
25	105	Julian Olaiz	47.933	3	Lluis Portal	42.795	105	Julian Olaiz	35.267	25	3	Lluis Portal	2:05.874	2:06.378	25	
26	35	Manuel Gonzalez	48.330	31	Ignacio Leirana	43.249	3	Lluis Portal	35.364	26	35	Manuel Gonzalez	2:07.234	2:08.143	26	
27	31	Ignacio Leirana	48.604	35	Manuel Gonzalez	43.762	90	Antonio Garcia	36.003	27	90	Antonio Garcia	2:09.300	2:09.560	27	
28	90	Antonio Garcia	49.112	90	Antonio Garcia	44.185	32	Pablo Tarrero	38.532	28	32	Pablo Tarrero	2:16.457	2:16.457	28	
29	32	Pablo Tarrero	51.210	32	Pablo Tarrero	46.715	30	Enrique J. Garcia	44.130	29	30	Enrique J. Garcia	2:32.056	2:33.113	29	



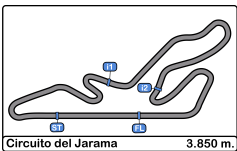


Circuito del Jarama
 COPA DE ESPAÑA DE CLASICOS - LEGEND Y YOUNGTIMERS
 Carrera - 1
 Mejores Sectores



Sector - 1				Sector - 2				Sector - 3				Vuelta Ideal vs Mejor Vuelta				
Clas	Nº	Piloto	Tiempo	Nº	Piloto	Tiempo	Nº	Piloto	Tiempo	Clas	Nº	Piloto	Vta. Ideal	Mejor V.	Clas	
30	30	Enrique J. Garcia	56.991	30	Enrique J. Garcia	50.935	31	Ignacio Leirana	Transpon	30	31	Ignacio Leirana	Transpon	Transpo	30	





Circuito del Jarama

COPA DE ESPAÑA DE CLASICOS - LEGEND Y YOUNGTIMERS

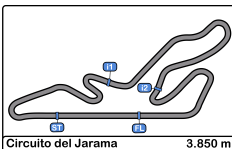
Carrera - 1

Secuencia Lider



<u>Nº</u>	<u>Concursante</u>	<u>Nac</u>	<u>Piloto 1</u>	<u>Nac</u>	<u>Piloto 2</u>	<u>Nac</u>	<u>Vehiculo</u>	<u>Cat</u>	<u>Vta. Inicio</u>	<u>Vta. Fin</u>	<u>Vtas.</u>	<u>Total Vtas.</u>
39	Jordi Puig		Jordi Puig	ESP	RL		Porsche 993 GT2 1993	YGT	1	17	17	17





Circuito del Jarama

COPA DE ESPAÑA DE CLASICOS - LEGEND Y YOUNGTIMERS

Carrera - 1

5 Mejores Tiempos



Cl	Nº	Concursante	Nac	Piloto 1	Nac	Piloto 2	Nac	Vehiculo	Cat	Cl	Mejor 1		Mejor 2		Mejor 3		Mejor 4		Mejor 5	
											Tiempo	Vta.	Tiempo	Vta.	Tiempo	Vta.	Tiempo	Vta.	Tiempo	Vta.
1	39	Jordi Puig		Jordi Puig	ESP	RL		Porsche 993 GT2 1993	YGT	1	1:46.532	2	1:46.545	5	1:46.597	16	1:46.644	4	1:46.654	10
2	98	Perfil Bajo CE		Juan Antonio Miranda	ESP			BMW M3 E36 1993	L1	1	1:47.718	2	1:48.530	3	1:48.689	4	1:49.000	5	1:50.236	7
3	7	Eficar Team		Juan Carlos Zorrilla	ESP	RL		Porsche 968 CS 1993	L2	1	1:52.036	9	1:53.094	10	1:53.099	14	1:53.389	12	1:53.489	13
4	36	Escuderia Costa Daurada		Daniel Cuadrado	ESP			BMW M3 E36	L2	2	1:53.687	12	1:54.841	10	1:55.239	13	1:55.495	4	1:55.815	14
5	18	Albert Cosin		Albert Cosin	ESP	RL	ESP	BMW M3 E36 1993	L1	2	1:55.324	5	1:56.463	3	1:56.767	4	1:57.418	7	1:57.606	14
6	2	Adrià Matheu		Adrià Matheu	ESP	RL	<u>Victor Matheu</u>	Garbi GTS	L3	1	1:57.882	10	1:58.589	14	1:59.635	9	1:59.654	8	1:59.894	16
7	34	Automovil Club Alcalans		Antonio Noguera	ESP	RL		Lotus Elan S1 1964	Pre-65	1	1:58.589	7	1:59.765	9	1:59.884	10	2:00.119	13	2:00.187	14
8	24	Marc García Rojals		Marc García	ESP			Honda Civic	L3	2	1:58.941	3	1:59.154	4	1:59.209	9	1:59.213	10	1:59.221	2
9	64	Paul Vinches		Yves Balasse	FRA	RL	<u>Paul Vinches</u>	Renault Spider 2.0	YT1	1	1:59.203	2	2:05.479	1	2:13.476	4	2:40.692	3		
10	26	C.D.E Overcar Team		<u>Jaime González</u>	ESP	RL	Juan F. Sánchez	BMW 325i E36	L3	3	1:59.397	16	2:00.059	11	2:00.196	8	2:00.274	9	2:00.469	14
11	14	Escuderia Barcelona		Antonio Cubero	ESP	RL		Porsche 911 RS 1974	C1	1	1:59.738	10	1:59.818	13	1:59.942	9	2:00.093	12	2:00.369	14
12	110	VSR Motorsport		Fernando Navarrete Jr	ESP		<u>Fernando Navarrete</u>	BMW 325i E36	L3	4	1:59.893	8	2:00.469	14	2:00.472	9	2:00.607	11	2:00.955	4
13	9	Motor Club Sabadell		Alex Millan	ESP			Mazda MX5 Cup	YT2	1	1:59.987	5	2:00.150	11	2:00.246	14	2:00.272	10	2:00.448	6
14	5	Escuderia Barcelona		Tuco Font	ESP	RL		Porsche 911/964 RS 1992	L1	3	2:00.200	10	2:01.082	15	2:01.247	11	2:01.338	8	2:02.064	12
15	11	Eficar Team		Teo Perez	ESP			BMW 325i E36	L3	5	2:00.576	10	2:00.684	13	2:00.700	6	2:00.723	5	2:00.802	7
16	104	A.D. AUT. RACVN		Oscar Abajo	ESP			BMW 325i E36	L3	6	2:00.645	7	2:00.688	4	2:00.769	5	2:00.797	12	2:00.826	8
17	100	Zamudio Racing Elkartea		Jonathan Gomez	ESP			BMW 325i E36	L3	7	2:00.687	4	2:00.720	11	2:00.808	13	2:00.889	5	2:01.210	14
18	102	Zamudio Racing Elkartea		Óscar Gómez	ESP			BMW 325i E36	L3	8	2:00.711	12	2:00.843	11	2:01.050	5	2:01.195	4	2:01.235	9
19	112	VSR Motorsport		Stefano Bozzoni	ITA	RL	<u>Vasco A. Silva</u>	BMW 325i E36	L3	9	2:01.683	12	2:02.207	8	2:02.230	10	2:02.266	11	2:02.326	6
20	106	Perfil Bajo CE		Antonio Castillo	ESP	RL	<u>Desire Torres</u>	BMW 325i E36	L3	10	2:01.746	2	2:01.867	5	2:02.173	6	2:02.435	3	2:02.571	9
21	10	Motor Club Sabadell		Albert Pecanins	ESP			Porsche 911 2.2 T	C2	1	2:01.791	8	2:03.242	4	2:03.246	7	2:03.667	14	2:03.708	12
22	20	Escuderia Barcelona		Carlos Beltran	ESP	RL		Porsche 968 Cup	L2	3	2:03.979	2	2:05.494	13	2:07.280	8	2:07.405	3	2:07.502	10
23	114	VSR Motorsport		Vaios Archontakis	GBR			BMW 325i E36	L3	11	2:05.016	8	2:06.126	9	2:06.643	5	2:06.922	11	2:07.149	6
24	105	A.D. AUT. RACVN		Julian Olaiz	ESP	RL		BMW 325i E36	L3	12	2:05.929	7	2:06.072	6	2:06.243	13	2:06.377	2	2:06.561	4
25	3	Escuderia Barcelona		Lluís Portal	ESP			Volkswagen Golf GTI MKII	C3	1	2:06.378	13	2:06.445	6	2:06.522	7	2:06.526	4	2:06.640	11
26	35	Eficar Team		Manuel Gonzalez	ESP	RL		Porsche 911 1965	Pre-65	2	2:08.143	8	2:08.595	7	2:08.655	13	2:08.857	12	2:08.957	6
27	90	Antonio Garcia Coma		Antonio Garcia	ESP	RL		Hyundai Accent Copa	YT2	2	2:09.560	6	2:09.806	5	2:09.918	8	2:09.934	12	2:10.080	10
28	32	Escuderia Barcelona		Pablo Tarrero	ESP	RL		Porsche 911 1965	Pre-65	3	2:16.457	12	2:19.731	11	2:19.916	8	2:20.524	10	2:21.280	5
29	30	Escuderia Madrid Históricos		Enrique J. Garcia	ESP	RL		Simca Abarth 1,3	Pre-65	4	2:33.113	2	2:37.221	3	2:43.362	6	2:44.446	7	2:44.757	1
30	31	Ignacio Leirana		Ignacio Leirana	ESP			Citroen AX Sport 1988	L3	13										

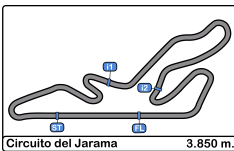


Circuito del Jarama
COPA DE ESPAÑA DE CLASICOS - LEGEND Y YOUNGTIMERS
Carrera - 1
5 Mejores Velocidades



Cl	Nº	Concursante	Nac	Piloto 1	Nac	Piloto 2	Nac	Vehiculo	Cat	Cl	V. Max. 1		V. Max. 2		V. Max. 3		V. Max. 4		V. Max. 5		Avg		
											Km/h	Vta.	Km/h	Vta.	Km/h	Vta.	Km/h	Vta.	Km/h	Vta.			
1	39	Jordi Puig		Jordi Puig	ESP	RL		Porsche 993 GT2 1993	YGT	1	226.4	15	213.0	3	212.5	11	208.4	5	207.2	12	213.5		
2	98	Perfil Bajo CE		Juan Antonio Miranda	ESP			BMW M3 E36 1993	L1	1	210.5	2	209.3	11	206.8	4	205.7	13	203.7	6	207.2		
3	18	Albert Cosin		Albert Cosin	ESP	RL	ESP	BMW M3 E36 1993	L1	2	208.8	5	206.1	3	206.1	14	204.9	4	204.5	7	206.1		
4	5	Escuderia Barcelona		Tuco Font	ESP	RL		Porsche 911/964 RS 1992	L1	3	201.8	15	192.5	8	188.4	5	188.4	14	181.5	12	190.5		
5	7	Eficar Team		Juan Carlos Zorrilla	ESP	RL		Porsche 968 CS 1993	L2	1	199.6	10	199.6	15	198.5	12	198.1	13	197.8	3	198.7		
6	10	Motor Club Sabadell		Albert Pecanins	ESP		RL	Porsche 911 2.2 T	C2	1	195.6	5	195.6	10	193.5	14	192.8	8	192.5	11	194.0		
7	104	A.D. AUT. RACVN		Oscar Abajo	ESP			BMW 325i E36	L3	1	194.5	10	193.5	2	193.5	8	192.1	6	192.1	7	193.2		
8	26	C.D.E Overcar Team		Jaime González	ESP	RL	Juan F. Sánchez	ESP	BMW 325i E36	L3	2	194.2	6	194.2	9	192.8	11	192.1	16	191.4	13	193.0	
9	102	Zamudio Racing Elkartea		Óscar Gómez	ESP			BMW 325i E36	L3	3	193.8	12	192.5	9	192.5	13	192.5	16	191.4	6	192.5		
10	110	VSR Motorsport		Fernando Navarrete Jr	ESP		Fernando Navarrete	ESP	RL	BMW 325i E36	L3	4	192.8	2	192.8	3	191.4	7	190.4	5	190.4	6	191.6
11	106	Perfil Bajo CE		Antonio Castillo	ESP	RL	Desire Torres	FRA	BMW 325i E36	L3	5	191.8	9	190.4	2	190.1	3	190.1	4	189.4	6	190.4	
12	100	Zamudio Racing Elkartea		Jonathan Gomez	ESP			BMW 325i E36	L3	6	190.8	4	190.1	5	190.1	14	189.8	7	189.4	2	190.0		
13	14	Escuderia Barcelona		Antonio Cubero	ESP	RL		Porsche 911 RS 1974	C1	1	190.4	13	189.1	14	187.8	10	184.3	3	183.3	7	187.0		
14	112	VSR Motorsport		Stefano Bozzoni	ITA	RL	Vasco A. Silva	PRT	BMW 325i E36	L3	7	189.4	15	187.8	3	187.8	6	187.8	8	187.8	11	188.1	
15	24	Marc García Rojals		Marc García	ESP			Honda Civic	L3	8	188.4	2	188.1	16	187.8	3	187.1	8	186.2	9	187.5		
16	105	A.D. AUT. RACVN		Julian Olaiz	ESP	RL		BMW 325i E36	L3	9	186.8	7	185.8	13	185.2	4	185.2	5	184.3	9	185.5		
17	11	Eficar Team		Teo Perez	ESP			BMW 325i E36	L3	10	186.5	8	183.6	10	182.7	12	182.4	6	182.4	15	183.5		
18	2	Adrián Matheu		Adrián Matheu	ESP	RL	Victor Matheu	ESP	Garbi GTS	L3	11	185.8	13	184.6	12	183.9	16	183.6	11	183.3	15	184.3	
19	36	Escuderia Costa Daurada		Daniel Cuadrado	ESP			BMW M3 E36	L2	2	185.8	12	184.3	13	183.3	4	182.4	14	179.7	11	183.1		
20	34	Automovil Club Alcala		Antonio Noguera	ESP	RL		Lotus Elan S1 1964	Pre-65	1	185.2	13	181.8	10	179.1	6	178.5	7	178.2	4	180.5		
21	114	VSR Motorsport		Vaios Archontakis	GBR			BMW 325i E36	L3	12	184.6	5	184.3	7	183.9	3	180.0	2	178.2	14	182.2		
22	20	Escuderia Barcelona		Carlos Beltran	ESP	RL		Porsche 968 Cup	L2	3	184.3	2	183.6	13	175.8	8	175.8	9	173.9	3	178.7		
23	9	Motor Club Sabadell		Alex Millan	ESP			Mazda MX5 Cup	YT2	1	183.0	8	182.4	15	182.1	2	182.1	10	182.1	12	182.3		
24	35	Eficar Team		Manuel Gonzalez	ESP	RL		Porsche 911 1965	Pre-65	2	182.4	9	174.4	8	174.4	12	173.9	14	173.3	13	175.7		
25	64	Paul Vinches		Yves Balasse	FRA	RL	Paul Vinches	FRA	RL	Renault Spider 2.0	YT1	1	180.6	2	177.6	3	168.7	4	157.8	1	171.2		
26	3	Escuderia Barcelona		Lluís Portal	ESP			Volkswagen Golf GTI MKII	C3	1	171.9	12	171.4	7	171.4	9	171.1	6	171.1	8	171.4		
27	90	Antonio Garcia Coma		Antonio Garcia	ESP	RL		Hyundai Accent Copa	YT2	2	165.6	13	165.6	14	164.3	9	164.1	3	164.1	6	164.7		
28	31	Ignacio Leirana		Ignacio Leirana	ESP			Citroen AX Sport 1988	L3	13	163.1	1									163.1		
29	32	Escuderia Barcelona		Pablo Tarrero	ESP	RL		Porsche 911 1965	Pre-65	3	161.9	7	161.1	12	156.7	5	156.0	11	155.3	4	158.2		
30	30	Escuderia Madrid Históricos		Enrique J. Garcia	ESP	RL		Simca Abarth 1,3	Pre-65	4	142.8	9	140.2	11	138.8	12	138.2	2	137.0	4	139.4		





Circuito del Jarama

COPA DE ESPAÑA DE CLASICOS - LEGEND Y YOUNGTIMERS

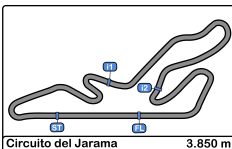
Carrera - 1

Secuencia Vueltas Rápidas



<u>Vta.</u>	<u>Hora Día</u>	<u>Tiempo Sesión</u>	<u>Nº</u>	<u>Concursante</u>	<u>Nac</u>	<u>Piloto 1</u>	<u>Nac</u>	<u>Piloto 2</u>	<u>Nac</u>	<u>Vehículo</u>	<u>Cat</u>	<u>Tiempo</u>	<u>Km/h</u>
2	20:27:23.447	2:03:39.447	39	Jordi Puig		Jordi Puig	ESP	RL		Porsche 993 GT2 1993	YGT	1:46.532	130.1





Circuito del Jarama

COPA DE ESPAÑA DE CLASICOS - LEGEND Y YOUNGTIMERS

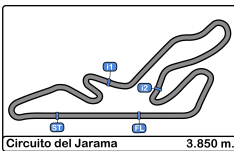
Carrera - 1

Mejor Maxima Velocidad del Evento



Nº	Concursante	Nac	Piloto 1	Nac	Piloto 2	Nac	Vehiculo	Cat	Km/h	Sesión
39	Jordi Puig		Jordi Puig	ESP	RL		Porsche 993 GT2 1993	YGT	226.4	Carrera - 1
98	Perfil Bajo CE		Juan Antonio Miranda	ESP			BMW M3 E36 1993	L1	214.2	Entrenam. Calificativo Piloto - 1
18	Albert Cosin		Albert Cosin	ESP	RL	ESP	BMW M3 E36 1993	L1	213.4	Entrenam. Calificativo Piloto - 1
5	Escuderia Barcelona		Tuco Font	ESP	RL		Porsche 911/964 RS 1992	L1	202.2	Entrenam. Calificativo Piloto - 2
7	Eficar Team		Juan Carlos Zorrilla	ESP	RL		Porsche 968 CS 1993	L2	199.6	Carrera - 1
26	C.D.E Overcar Team		Jaime González	ESP	RL	Juan F. Sánchez	BMW 325i E36	L3	196.7	Entrenam. Calificativo Piloto - 1
64	Paul Vinches		Yves Balasse	FRA	RL	Paul Vinches	Renault Spider 2.0	YT1	196.7	Entrenam. Calificativo Piloto - 2
10	Motor Club Sabadell		Albert Pecanins	ESP			Porsche 911 2.2 T	C2	195.6	Carrera - 1
14	Escuderia Barcelona		Antonio Cubero	ESP	RL		Porsche 911 RS 1974	C1	195.2	Entrenamiento libre
31	Ignacio Leirana		Ignacio Leirana	ESP			Citroen AX Sport 1988	L3	194.9	Entrenam. Calificativo Piloto - 1
104	A.D. AUT. RACVN		Oscar Abajo	ESP			BMW 325i E36	L3	194.5	Carrera - 1
106	Perfil Bajo CE		Antonio Castillo	ESP	RL	Desire Torres	BMW 325i E36	L3	194.2	Entrenamiento libre
102	Zamudio Racing Elkartea		Óscar Gómez	ESP			BMW 325i E36	L3	193.8	Carrera - 1
110	VSR Motorsport		Fernando Navarrete Jr	ESP		Fernando Navarrete	BMW 325i E36	L3	192.8	Carrera - 1
114	VSR Motorsport		Vaios Archontakis	GBR			BMW 325i E36	L3	192.5	Entrenamiento libre
23	Escuderia Gredos		Jorge López Atienza	ESP			Porsche 911 3.0 RS 1977	C1	191.8	Entrenam. Calificativo Piloto - 1
100	Zamudio Racing Elkartea		Jonathan Gomez	ESP			BMW 325i E36	L3	190.8	Carrera - 1
112	VSR Motorsport		Stefano Bozzoni	ITA	RL	Vasco A. Silva	BMW 325i E36	L3	189.4	Carrera - 1
34	Automovil Club Alcalans		Antonio Noguera	ESP	RL		Lotus Elan S1 1964	Pre-65	189.1	Entrenam. Calificativo Piloto - 2
24	Marc García Rojals		Marc García	ESP			Honda Civic	L3	188.4	Carrera - 1
11	Eficar Team		Teo Perez	ESP			BMW 325i E36	L3	187.5	Entrenam. Calificativo Piloto - 2
105	A.D. AUT. RACVN		Julian Olaiz	ESP	RL		BMW 325i E36	L3	187.1	Entrenam. Calificativo Piloto - 1
36	Escuderia Costa Daurada		Daniel Cuadrado	ESP			BMW M3 E36	L2	186.5	Entrenam. Calificativo Piloto - 2
2	Adrià Matheu		Adrià Matheu	ESP	RL	Victor Matheu	Garbi GTS	L3	185.8	Carrera - 1
20	Escuderia Barcelona		Carlos Beltran	ESP	RL		Porsche 968 Cup	L2	184.3	Carrera - 1
9	Motor Club Sabadell		Alex Millan	ESP			Mazda MX5 Cup	YT2	183.9	Entrenamiento libre
35	Eficar Team		Manuel Gonzalez	ESP	RL		Porsche 911 1965	Pre-65	182.4	Carrera - 1
3	Escuderia Barcelona		Lluis Portal	ESP			Volkswagen Golf GTI MKII	C3	172.5	Entrenamiento libre
90	Antonio Garcia Coma		Antonio Garcia	ESP	RL		Hyundai Accent Copa	YT2	166.6	Entrenam. Calificativo Piloto - 1
32	Escuderia Barcelona		Pablo Tarrero	ESP	RL		Porsche 911 1965	Pre-65	162.6	Entrenam. Calificativo Piloto - 2





Circuito del Jarama

COPA DE ESPAÑA DE CLASICOS - LEGEND Y YOUNGTIMERS

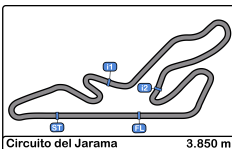
Carrera - 1

Mejor Maxima Velocidad del Evento



Nº	Concursante	Nac	Piloto 1	Nac	Piloto 2	Nac	Vehiculo	Cat	Km/h	Sesión
30	Escudería Madrid Históricos		Enrique J. Garcia	ESP	RL		Simca Abarth 1,3	Pre-65	143.8	Entrenam. Calificativo Piloto - 2
33	Escuderia Costa Daurada		Antonio Castro	ESP	RL		Porsche 968 Turbo RS	L1	79.9	Entrenamiento libre





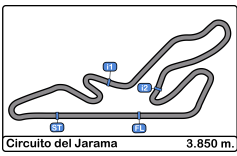
Circuito del Jarama
COPA DE ESPAÑA DE CLASICOS - LEGEND Y YOUNGTIMERS
Carrera - 1
Cuentavueltas



Vta.

Nr	Po	Grid	1	2	3	4	5	6	7	8	9	10	11	12	13	14	15	16	17
98	1	98	39	39	39	39	39	39	39	39	39	39	39	39	39	39	39	39	39
18	2	18	98	98	98	98	98	98	98	98	98	98	98	98	98	98	98	98	98
31	3	31	36	36	36	36	36	36	36	36	36	36	7	7	7	7	7	7	7
23	4	23	18	18	18	18	18	18	18	7	7	7	36	36	36	36	36	36	36
39	5	39	24	7	7	7	7	7	7	18	18	18	18	18	18	18	24	24	24
7	6	7	7	24	24	24	24	24	24	24	24	24	24	24	24	24	14	14	14
64	7	64	64	64	14	14	14	14	14	14	14	14	14	14	14	14	34	34	34
36	8	36	102	102	102	102	102	102	34	34	34	34	34	34	34	34	110	110	110
34	9	34	14	14	26	26	26	34	110	110	110	110	110	110	110	110	9	2	2
24	10	24	26	26	34	34	34	26	102	26	26	26	26	9	9	9	2	9	9
14	11	14	34	34	110	110	110	110	26	102	102	9	9	26	26	2	26	26	26
26	12	26	9	9	100	100	100	100	100	9	9	102	102	102	2	26	102	102	102
11	13	11	100	110	104	104	104	9	9	100	104	104	104	104	102	102	100	100	100
102	14	102	110	100	9	9	9	104	104	104	100	100	100	2	100	100	104	104	104
2	15	2	104	104	106	106	106	106	106	2	2	2	2	100	104	104	11	11	11
100	16	100	106	106	2	2	2	2	2	106	106	11	11	11	11	11	106	106	106
9	17	9	10	20	20	11	11	11	11	11	11	106	106	106	106	106	112	112	112
104	18	104	20	10	11	10	10	112	112	112	112	5	5	5	5	112	5	5	5
106	19	106	11	2	10	5	5	5	5	5	5	112	112	112	112	5	10	10	10
110	20	110	2	11	5	112	112	10	10	10	10	10	10	10	10	10	20	20	20
5	21	5	5	5	112	20	20	20	105	105	20	20	20	20	20	20	105	105	105
10	22	10	105	105	105	105	105	105	20	20	105	105	105	105	105	105	3	3	3
112	23	112	3	112	3	3	3	3	3	3	3	3	3	3	3	3	114	114	114
114	24	114	114	3	114	114	114	114	114	114	114	114	114	114	114	114	35	35	35
20	25	20	112	114	35	35	35	35	35	35	35	35	35	35	35	35	35	35	35
105	26	105	35	35	64	90	90	90	90	90	90	90	90	90	90	90	90	90	90
35	27	35	90	90	90	64	32	32	32	32	32	32	32	32	32	32	32	32	32
3	28	3	32	32	32	32	30	30	30	30	30	30	30	30	30	30	30	30	30
90	29	90	30	30	30	30	30	30	30	30	30	30	30	30	30	30	30	30	30





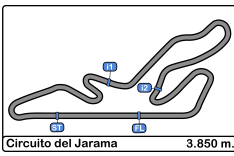
Circuito del Jarama
COPA DE ESPAÑA DE CLASICOS - LEGEND Y YOUNGTIMERS
Carrera - 1
Cuentavueltas



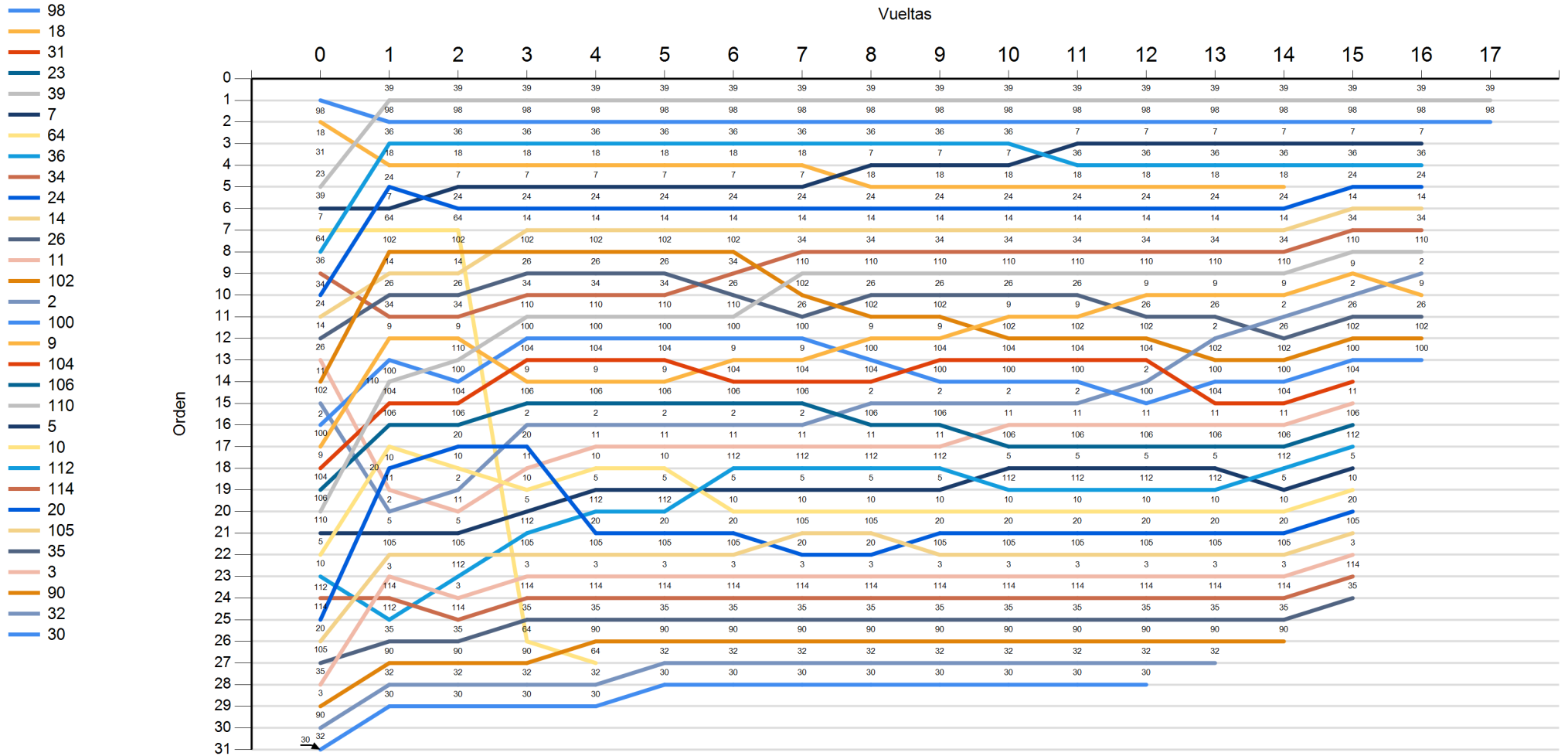
Vta.

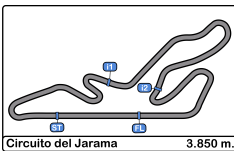
Nr	Po	Grid	1	2	3	4	5	6	7	8	9	10	11	12	13	14	15	16	17
32	30	32																	
30	31	30																	





Circuito del Jarama
COPA DE ESPAÑA DE CLASICOS - LEGEND Y YOUNGTIMERS
Carrera - 1
Cuentavueltas Gráfico





Circuito del Jarama

COPA DE ESPAÑA DE CLASICOS - LEGEND Y YOUNGTIMERS

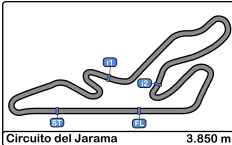
Carrera - 1

Tiempos Parada en Pit



Nr.	Hora Día En.	Concursante	Nac	Piloto 1	Nac	Piloto 2	Nac	Vehiculo	Cat	Tiempo Entra.	Stop N°	Tiempo Box	Handicap	Penalty
-----	--------------	-------------	-----	----------	-----	----------	-----	----------	-----	---------------	---------	------------	----------	---------





Circuito del Jarama

COPA DE ESPAÑA DE CLASICOS - LEGEND Y YOUNGTIMERS

Carrera - 1

Resultados Finales



Circuito del Jarama 3.850 m.

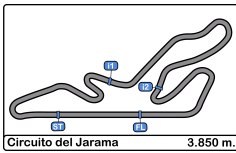
Cls	Nº	Concursante	Nac	Piloto 1	Nac	Piloto 2	Nac	Vehiculo	Cat	Cl	Vtas.	Tiempo	Dif 1º	Intervalo	Km/h	V.R.	Tiempo	Km/h		
1	39	Jordi Puig		Jordi Puig	ESP	RL		Porsche 993 GT2 1993	YGT	1	17	30:37.527			128.2	2	1:46.532	130.1		
2	98	Perfil Bajo CE		Juan Antonio Miranda	ESP			BMW M3 E36 1993	L1	1	17	31:45.979	1:08.452	1:08.452	123.6	2	1:47.718	128.6		
3	7	Eficar Team		Juan Carlos Zorrilla	ESP	RL		Porsche 968 CS 1993	L2	1	16	30:52.506	1 Lap	1 Lap	119.7	9	1:52.036	123.7		
4	36	Escuderia Costa Daurada		Daniel Cuadrado	ESP			BMW M3 E36	L2	2	16	31:05.593	1 Lap	13.087	118.8	12	1:53.687	121.9		
5	24	Marc García Rojals		Marc García	ESP			Honda Civic	L3	1	16	32:11.685	1 Lap	1:06.092	114.8	3	1:58.941	116.5		
6	14	Escuderia Barcelona		Antonio Cubero	ESP	RL		Porsche 911 RS 1974	C1	1	16	32:22.835	1 Lap	11.150	114.1	10	1:59.738	115.7		
7	34	Automovil Club Alcalans		Antonio Noguera	ESP	RL		Lotus Elan S1 1964	Pre-65	1	16	32:23.607	1 Lap	0.772	114.0	7	1:58.589	116.8		
8	110	VSR Motorsport		Fernando Navarrete Jr	ESP	Fernando Navarrete	ESP	RL	BMW 325i E36	L3	2	16	32:27.215	1 Lap	3.608	113.8	8	1:59.893	115.6	
9	2	Adrià Matheu		Adrià Matheu	ESP	RL	Victor Matheu	ESP	Garbi GTS	L3	3	16	32:27.351	1 Lap	0.136	113.8	10	1:57.882	117.5	
10	9	Motor Club Sabadell		Alex Millan	ESP			Mazda MX5 Cup	YT2	1	16	32:27.876	1 Lap	0.525	113.8	5	1:59.987	115.5		
11	26	C.D.E Overcar Team		Jaime González	ESP	RL	Juan F. Sánchez	ESP	BMW 325i E36	L3	4	16	32:28.644	1 Lap	0.768	113.8	16	1:59.397	116.0	
12	102	Zamudio Racing Elkartea		Óscar Gómez	ESP			BMW 325i E36	L3	5	16	32:33.541	1 Lap	4.897	113.5	12	2:00.711	114.8		
13	100	Zamudio Racing Elkartea		Jonathan Gomez	ESP			BMW 325i E36	L3	6	16	32:34.120	1 Lap	0.579	113.4	4	2:00.687	114.8		
14	104	A.D. AUT. RACVN		Oscar Abajo	ESP			BMW 325i E36	L3	7	15	30:42.518	2 Laps	1 Lap	112.8	7	2:00.645	114.8		
15	11	Eficar Team		Teo Perez	ESP			BMW 325i E36	L3	8	15	30:43.037	2 Laps	0.519	112.8	10	2:00.576	114.9		
16	106	Perfil Bajo CE		Antonio Castillo	ESP	RL	Desire Torres	FRA	BMW 325i E36	L3	9	15	30:51.049	2 Laps	8.012	112.3	2	2:01.746	113.8	
17	112	VSR Motorsport		Stefano Bozzoni	ITA	RL	Vasco A. Silva	PRT	BMW 325i E36	L3	10	15	31:02.454	2 Laps	11.405	111.6	12	2:01.683	113.9	
18	5	Escuderia Barcelona		Tuco Font	ESP	RL		Porsche 911/964 RS 1992	L1	2	15	31:03.547	2 Laps	1.093	111.5	10	2:00.200	115.3		
19	10	Motor Club Sabadell		Albert Pecanins	ESP			Porsche 911 2.2 T	C2	1	15	31:17.719	2 Laps	14.172	110.7	8	2:01.791	113.8		
20	20	Escuderia Barcelona		Carlos Beltran	ESP	RL		Porsche 968 Cup	L2	3	15	32:08.537	2 Laps	50.818	107.8	2	2:03.979	111.7		
21	105	A.D. AUT. RACVN		Julian Olaiz	ESP	RL		BMW 325i E36	L3	11	15	32:09.361	2 Laps	0.824	107.7	7	2:05.929	110.0		
22	3	Escuderia Barcelona		Lluís Portal	ESP			Volkswagen Golf GTI MKII	C3	1	15	32:09.789	2 Laps	0.428	107.7	13	2:06.378	109.6		
23	114	VSR Motorsport		Vaios Archontakis	GBR			BMW 325i E36	L3	12	15	32:12.686	2 Laps	2.897	107.5	8	2:05.016	110.8		
24	35	Eficar Team		Manuel Gonzalez	ESP	RL		Porsche 911 1965	Pre-65	2	15	32:39.996	2 Laps	27.310	106.0	8	2:08.143	108.1		
25	18	Albert Cosin		Albert Cosin	ESP	RL		BMW M3 E36 1993	L1	3	14	27:36.421	3 Laps	1 Lap	117.1	5	1:55.324	120.1		
26	90	Antonio Garcia Coma		Antonio Garcia	ESP	RL		Hyundai Accent Copa	YT2	2	14	30:46.204	3 Laps	3:09.783	105.1	6	2:09.560	106.9		
27	32	Escuderia Barcelona		Pablo Tarrero	ESP	RL		Porsche 911 1965	Pre-65	3	13	30:49.654	4 Laps	1 Lap	97.4	12	2:16.457	101.5		
No clasificados: (Requerimientos: 75% del número de vueltas del lider = 13 Vueltas)																				
	30	Escuderia Madrid Históricos		Enrique J. Garcia	ESP	RL		Simca Abarth 1,3	Pre-65	4	12	33:06.217	5 Laps	1 Lap	83.7	2	2:33.113	90.5		
	64	Paul Vinches		Yves Balasse	FRA	RL	Paul Vinches	FRA	RL	Renault Spider 2.0	YT1	1	4	8:58.850	13 Laps	8 Laps	102.8	2	1:59.203	116.2
	31	Ignacio Leirana		Ignacio Leirana	ESP			Citroen AX Sport 1988	L3	13										
	23	Escuderia Gredos		Jorge López Atienza	ESP			Porsche 911 3.0 RS 1977	C1	2										

Vuelta Rápida Jordi Puig en 1:46.532 a 130.1 Km/h en la vuelta 2

Publicado a las:.....

Comisarios Deportivos:	Director de Carrera:	Cronometrador:
-------------------------------	-----------------------------	-----------------------

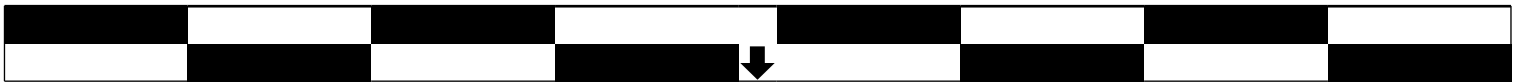




Circuito del Jarama
COPA DE ESPAÑA DE CLASICOS - LEGEND Y YOUNGTIMERS
Carrera - 2
Parrilla de Salida



29	30	Enrique J. Garcia	2:38.295	.15.	2:21.513	Juan F. Sánchez	26	28
27	2	Adrià Matheu	2:19.538	.14.	2:16.722	Pablo Tarrero	32	26
25	90	Antonio Garcia	2:09.000	.13.	2:08.899	Manuel Gonzalez	35	24
23	105	Julian Olaiz	2:07.514	.12.	2:06.251	Lluís Portal	3	22
21	114	Vaios Archontakis	2:05.910	.11.	2:05.896	Carlos Beltran	20	20
19	112	Stefano Bozzoni	2:05.699	.10.	2:02.666	Albert Pecanins	10	18
17	104	Oscar Abajo	2:01.659	.9.	2:01.564	Óscar Gómez	102	16
15	106	Antonio Castillo	2:01.404	.8.	2:01.369	Fernando Navarrete Jr	110	14
13	100	Jonathan Gomez	2:00.867	.7.	2:00.615	Alex Millan	9	12
11	11	Teo Perez	2:00.495	.6.	1:59.289	Marc García	24	10
9	34	Antonio Noguera	1:58.904	.5.	1:58.628	Antonio Cubero	14	8
7	5	Tuco Font	1:58.368	.4.	1:56.074	Daniel Cuadrado	36	6
5	7	Juan Carlos Zorrilla	1:56.062	.3.	1:55.471	Albert Cosin	18	4
3	64	Yves Balasse	1:55.235	.2.	1:48.302	Juan Antonio Miranda	98	2
1	39	Jordi Puig	1:47.504	.1.				



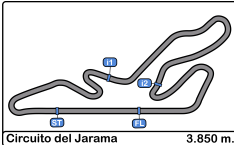
Pole

Publicado a las:.....

Comisarios Deportivos:

Cronometrador:





Circuito del Jarama
COPA DE ESPAÑA DE CLASICOS - LEGEND Y YOUNGTIMERS




Carrera - 2

Resultados Provisionales

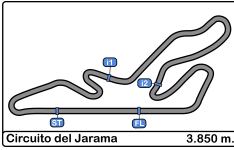
Cls	Nº	Concursante	Nac	Piloto 1	Nac	Piloto 2	Nac	Vehiculo	Cat	Cl	Vtas.	Tiempo	Dif 1º	Intervalo	Km/h	V.R.	Tiempo	Km/h		
1	39	Jordi Puig		Jordi Puig	ESP	RL		Porsche 993 GT2 1993	YGT	1	16	30:09.630			122.5	14	1:46.355	130.3		
2	7	Eficar Team		Juan Carlos Zorrilla	ESP	RL		Porsche 968 CS 1993	L2	1	16	30:51.919	42.289	42.289	119.7	8	1:51.959	123.7		
3	23	Escuderia Gredos		Jorge López Atienza	ESP			Porsche 911 3.0 RS 1977	C1	1	16	31:05.515	55.885	13.596	118.8	8	1:53.336	122.2		
4	36	Escuderia Costa Daurada		Daniel Cuadrado	ESP			BMW M3 E36	L2	2	16	32:01.704	1:52.074	56.189	115.3	5	1:57.689	117.7		
5	2	Adrián Matheu		Adrián Matheu	ESP	RL	Victor Matheu	ESP	Garbi GTS	L3	1	16	32:04.184	1:54.554	2.480	115.2	12	1:56.796	118.6	
6	24	Marc García Rojals		Marc García	ESP			Honda Civic	L3	2	16	32:07.865	1:58.235	3.681	115.0	7	1:58.327	117.1		
7	110	VSR Motorsport		Fernando Navarrete Jr	ESP		Fernando Navarrete	ESP	RL	BMW 325i E36	L3	3	15	30:17.893	1 Lap	1 Lap	114.3	4	1:59.497	115.9
8	100	Zamudio Racing Elkartea		Jonathan Gomez	ESP			BMW 325i E36	L3	4	15	30:18.234	1 Lap	0.341	114.3	8	1:59.986	115.5		
9	34	Automovil Club Alcalans		Antonio Noguera	ESP	RL		Lotus Elan S1 1964	Pre-65	1	15	30:26.568	1 Lap	8.334	113.8	11	1:57.299	118.1		
10	106	Perfil Bajo CE		Antonio Castillo	ESP	RL	Desire Torres	FRA	BMW 325i E36	L3	5	15	30:32.662	1 Lap	6.094	113.4	9	1:59.944	115.5	
11	102	Zamudio Racing Elkartea		Óscar Gómez	ESP			BMW 325i E36	L3	6	15	30:36.754	1 Lap	4.092	113.1	3	2:01.193	114.3		
12	9	Motor Club Sabadell		Alex Millan	ESP			Mazda MX5 Cup	YT2	1	15	30:58.182	1 Lap	21.428	111.8	2	2:01.226	114.3		
13	11	Eficar Team		Teo Perez	ESP			BMW 325i E36	L3	7	15	30:58.839	1 Lap	0.657	111.8	11	2:00.390	115.1		
14	112	VSR Motorsport		Stefano Bozzoni	ITA	RL	Vasco A. Silva	PRT	BMW 325i E36	L3	8	15	31:42.986	1 Lap	44.147	109.2	13	2:01.704	113.8	
15	114	VSR Motorsport		Vaios Archontakis	GBR			BMW 325i E36	L3	9	15	31:44.182	1 Lap	1.196	109.1	14	2:02.528	113.1		
16	105	A.D. AUT. RACVN		Julian Olaiz	ESP	RL		BMW 325i E36	L3	10	15	31:50.069	1 Lap	5.887	108.8	11	2:03.763	111.9		
17	5	Escuderia Barcelona		Tuco Font	ESP	RL		Porsche 911/964 RS 1992	L1	1	15	31:57.473	1 Lap	7.404	108.4	14	2:02.321	113.3		
18	20	Escuderia Barcelona		Carlos Beltran	ESP	RL		Porsche 968 Cup	L2	3	15	32:07.707	1 Lap	10.234	107.8	7	2:04.650	111.1		
19	35	Eficar Team		Manuel Gonzalez	ESP	RL		Porsche 911 1965	Pre-65	2	15	32:10.198	1 Lap	2.491	107.7	11	2:05.667	110.2		
20	10	Motor Club Sabadell		Albert Pecanins	ESP		RL	Porsche 911 2.2 T	C2	1	15	32:15.383	1 Lap	5.185	107.4	13	2:05.193	110.7		
21	3	Escuderia Barcelona		Lluis Portal	ESP			Volkswagen Golf GTI MKII	C3	1	14	30:10.475	2 Laps	1 Lap	107.1	10	2:05.969	110.0		
22	90	Antonio Garcia Coma		Antonio Garcia	ESP	RL		Hyundai Accent Copa	YT2	2	14	30:40.376	2 Laps	29.901	105.4	14	2:08.980	107.4		
23	32	Escuderia Barcelona		Pablo Tarrero	ESP	RL		Porsche 911 1965	Pre-65	3	13	30:35.705	3 Laps	1 Lap	98.1	11	2:15.374	102.3		
24	26	C.D.E Overcar Team		Jaime González	ESP	RL	Juan F. Sánchez	ESP	BMW 325i E36	L3	11	13	30:54.765	3 Laps	19.060	97.1	4	2:18.540	100.0	
No clasificados: (Requerimientos: 75% del número de vueltas del lider = 12 Vueltas)																				
14		Escuderia Barcelona		Antonio Cubero	ESP	RL		Porsche 911 RS 1974	C1	2	10	20:28.326	6 Laps	3 Laps	112.8	10	2:00.759	114.7		
104		A.D. AUT. RACVN		Oscar Abajo	ESP			BMW 325i E36	L3	12	8	16:40.731	8 Laps	2 Laps	110.7	7	2:00.390	115.1		
98		Perfil Bajo CE		Juan Antonio Miranda	ESP			BMW M3 E36 1993	L1	2										
64		Paul Vinches		Yves Balasse	FRA	RL	Paul Vinches	FRA	RL	Renault Spider 2.0	YT1	1								
18		Albert Cosin		Albert Cosin	ESP	RL		ESP	BMW M3 E36 1993	L1	3									
30		Escuderia Madrid Históricos		Enrique J. Garcia	ESP	RL		RL	Simca Abarth 1,3	Pre-65	4									
31		Ignacio Leirana		Ignacio Leirana	ESP				Citroen AX Sport 1988	L3	13									

Vuelta Rápida Jordi Puig en 1:46.355 a 130.3 Km/h en la vuelta 14

Publicado a las:.....

Comisarios Deportivos:	Director de Carrera:	Cronometrador: 
-------------------------------	-----------------------------	---





Circuito del Jarama

COPA DE ESPAÑA DE CLASICOS - LEGEND Y YOUNGTIMERS

Carrera - 2

Resultados Provisionales por categoria

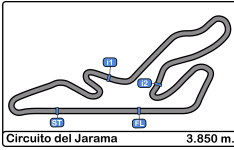


Cls	Nº	Concursante	Nac	Piloto 1	Nac	Piloto 2	Nac	Vehiculo	Cat	Cl	Vtas.	Tiempo	Dif 1º	Intervalo	Km/h	V.R.	Tiempo	Km/h		
YGT																				
1	39	Jordi Puig		Jordi Puig	ESP	RL		Porsche 993 GT2 1993	YGT	1	16	30:09.630			122.5	14	1:46.355	130.3		
L2																				
1	7	Eficar Team		Juan Carlos Zorrilla	ESP	RL		Porsche 968 CS 1993	L2	1	16	30:51.919			119.7	8	1:51.959	123.7		
2	36	Escuderia Costa Daurada		Daniel Cuadrado	ESP			BMW M3 E36	L2	2	16	32:01.704	1:52.074	1:09.785	115.3	5	1:57.689	117.7		
3	20	Escuderia Barcelona		Carlos Beltran	ESP	RL		Porsche 968 Cup	L2	3	15	32:07.707	1 Lap	1 Lap	107.8	7	2:04.650	111.1		
C1																				
1	23	Escuderia Gredos		Jorge López Atienza	ESP			Porsche 911 3.0 RS 1977	C1	1	16	31:05.515			118.8	8	1:53.336	122.2		
No clasificados: (Requerimientos: 75% del número de vueltas del lider = 12 Vueltas)																				
14		Escuderia Barcelona		Antonio Cubero	ESP	RL		Porsche 911 RS 1974	C1	2	10	20:28.326	6 Laps	6 Laps	112.8	10	2:00.759	114.7		
L3																				
1	2	Adrià Matheu		Adrià Matheu	ESP	RL	Victor Matheu	ESP	Garbi GTS	L3	1	16	32:04.184			115.2	12	1:56.796	118.6	
2	24	Marc García Rojals		Marc García	ESP			Honda Civic	L3	2	16	32:07.865	1:58.235	3.681	115.0	7	1:58.327	117.1		
3	110	VSR Motorsport		Fernando Navarrete Jr	ESP		Fernando Navarrete	ESP	RL	BMW 325i E36	L3	3	15	30:17.893	1 Lap	1 Lap	114.3	4	1:59.497	115.9
4	100	Zamudio Racing Elkartea		Jonathan Gomez	ESP			BMW 325i E36	L3	4	15	30:18.234	1 Lap	0.341	114.3	8	1:59.986	115.5		
5	106	Perfil Bajo CE		Antonio Castillo	ESP	RL	Desire Torres	FRA	BMW 325i E36	L3	5	15	30:32.662	1 Lap	14.428	113.4	9	1:59.944	115.5	
6	102	Zamudio Racing Elkartea		Óscar Gómez	ESP			BMW 325i E36	L3	6	15	30:36.754	1 Lap	4.092	113.1	3	2:01.193	114.3		
7	11	Eficar Team		Teo Perez	ESP			BMW 325i E36	L3	7	15	30:58.839	1 Lap	22.085	111.8	11	2:00.390	115.1		
8	112	VSR Motorsport		Stefano Bozzoni	ITA	RL	Vasco A. Silva	PRT	BMW 325i E36	L3	8	15	31:42.986	1 Lap	44.147	109.2	13	2:01.704	113.8	
9	114	VSR Motorsport		Vaios Archontakis	GBR			BMW 325i E36	L3	9	15	31:44.182	1 Lap	1.196	109.1	14	2:02.528	113.1		
10	105	A.D. AUT. RACVN		Julian Olaiz	ESP	RL		BMW 325i E36	L3	10	15	31:50.069	1 Lap	5.887	108.8	11	2:03.763	111.9		
11	26	C.D.E Overcar Team		Jaime González	ESP	RL	Juan F. Sánchez	ESP	BMW 325i E36	L3	11	13	30:54.765	3 Laps	2 Laps	97.1	4	2:18.540	100.0	
No clasificados: (Requerimientos: 75% del número de vueltas del lider = 12 Vueltas)																				
104		A.D. AUT. RACVN		Oscar Abajo	ESP			BMW 325i E36	L3	12	8	16:40.731	8 Laps	5 Laps	110.7	7	2:00.390	115.1		
31		Ignacio Leirana		Ignacio Leirana	ESP			Citroen AX Sport 1988	L3	13										
Pre-65																				
1	34	Automovil Club Alcalans		Antonio Noguera	ESP	RL		Lotus Elan S1 1964	Pre-65	1	15	30:26.568			113.8	11	1:57.299	118.1		
2	35	Eficar Team		Manuel Gonzalez	ESP	RL		Porsche 911 1965	Pre-65	2	15	32:10.198	1 Lap	1:43.630	107.7	11	2:05.667	110.2		
3	32	Escuderia Barcelona		Pablo Tarrero	ESP	RL		Porsche 911 1965	Pre-65	3	13	30:35.705	3 Laps	2 Laps	98.1	11	2:15.374	102.3		
No clasificados: (Requerimientos: 75% del número de vueltas del lider = 12 Vueltas)																				
30		Escuderia Madrid Históricos		Enrique J. Garcia	ESP	RL		RL	Simca Abarth 1,3	Pre-65	4									
YT2																				
1	9	Motor Club Sabadell		Alex Millan	ESP			Mazda MX5 Cup	YT2	1	15	30:58.182			111.8	2	2:01.226	114.3		
2	90	Antonio Garcia Coma		Antonio Garcia	ESP	RL		Hyundai Accent Copa	YT2	2	14	30:40.376	2 Laps	1 Lap	105.4	14	2:08.980	107.4		
L1																				
1	5	Escuderia Barcelona		Tuco Font	ESP	RL		Porsche 911/964 RS 1992	L1	1	15	31:57.473			108.4	14	2:02.321	113.3		

Publicado a las:.....

Comisarios Deportivos:	Director de Carrera:	Cronometrador:
-------------------------------	-----------------------------	-----------------------





Circuito del Jarama

COPA DE ESPAÑA DE CLASICOS - LEGEND Y YOUNGTIMERS

Carrera - 2

Resultados Provisionales por categoria



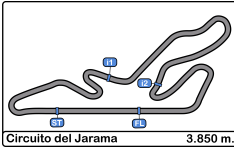
Cls	Nº	Concursante	Nac	Piloto 1	Nac	Piloto 2	Nac	Vehiculo	Cat	Cl	Vtas.	Tiempo	Dif 1º	Intervalo	Km/h	V.R.	Tiempo	Km/h
No clasificados: (Requerimientos: 75% del número de vueltas del lider = 12 Vueltas)																		
	98	Perfil Bajo CE		Juan Antonio Miranda	ESP			BMW M3 E36 1993	L1	2								
	18	Albert Cosin		Albert Cosin	ESP	RL	ESP	BMW M3 E36 1993	L1	3								
C2																		
1	10	Motor Club Sabadell		Albert Pecanins	ESP		RL	Porsche 911 2.2 T	C2	1	15	32:15.383			107.4	13	2:05.193	110.7
C3																		
1	3	Escuderia Barcelona		Lluís Portal	ESP			Volkswagen Golf GTI MKII	C3	1	14	30:10.475			107.1	10	2:05.969	110.0
YT1																		
No clasificados: (Requerimientos: 75% del número de vueltas del lider = 12 Vueltas)																		
	64	Paul Vinches		<u>Yves Balasse</u>	FRA	RL	Paul Vinches	FRA	RL	Renault Spider 2.0	YT1	1						

Vuelta Rápida Jordi Puig en 1:46.355 a 130.3 Km/h en la vuelta 14

Publicado a las:.....

Comisarios Deportivos:	Director de Carrera:	Cronometrador:
-------------------------------	-----------------------------	-----------------------





Circuito del Jarama
COPA DE ESPAÑA DE CLASICOS - LEGEND Y YOUNGTIMERS
Carrera - 2
Resultados Provisionales por categoria



Cls	Nº	Concursante	Nac	Piloto 1	Nac	Piloto 2	Nac	Vehiculo	Cat	Cl	Vtas.	Tiempo	Dif 1º	Intervalo	Km/h	V.R.	Tiempo	Km/h	
No clasificados: (Requerimientos: 75% del número de vueltas del lider = 12 Vueltas)																			
Trofeo 325																			
1	110	VSR Motorsport		Fernando Navarrete Jr	ESP	Fernando Navarrete	ESP	RL	BMW 325i E36	L3	3	15	30:17.893		114.3	4	1:59.497	115.9	
2	100	Zamudio Racing Elkartea		Jonathan Gomez	ESP				BMW 325i E36	L3	4	15	30:18.234	1 Lap	0.341	114.3	8	1:59.986	115.5
3	106	Perfil Bajo CE		Antonio Castillo	ESP	RL	Desire Torres	FRA	BMW 325i E36	L3	5	15	30:32.662	1 Lap	14.428	113.4	9	1:59.944	115.5
4	102	Zamudio Racing Elkartea		Óscar Gómez	ESP				BMW 325i E36	L3	6	15	30:36.754	1 Lap	4.092	113.1	3	2:01.193	114.3
5	112	VSR Motorsport		Stefano Bozzoni	ITA	RL	Vasco A. Silva	PRT	BMW 325i E36	L3	8	15	31:42.986	1 Lap	1:06.232	109.2	13	2:01.704	113.8
6	114	VSR Motorsport		Vaios Archontakis	GBR				BMW 325i E36	L3	9	15	31:44.182	1 Lap	1.196	109.1	14	2:02.528	113.1
7	105	A.D. AUT. RACVN		Julian Olaiz	ESP	RL			BMW 325i E36	L3	10	15	31:50.069	1 Lap	5.887	108.8	11	2:03.763	111.9
No clasificados: (Requerimientos: 75% del número de vueltas del lider = 12 Vueltas)																			
	104	A.D. AUT. RACVN		Oscar Abajo	ESP				BMW 325i E36	L3	12	8	16:40.731	8 Laps	7 Laps	110.7	7	2:00.390	115.1

Vuelta Rápida Jordi Puig en 1:46.355 a 130.3 Km/h en la vuelta 14

Publicado a las:.....

Comisarios Deportivos:	Director de Carrera:	Cronometrador:
-------------------------------	-----------------------------	-----------------------





Circuito del Jarama

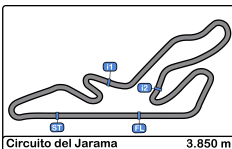
COPA DE ESPAÑA DE CLASICOS - LEGEND Y YOUNGTIMERS

Carrera - 2

Clasificación Provisional por Vuelta Rápida de Piloto



Clas	Nº	Concursante	Nac	Vehiculo	Piloto	Nac	Cat	Clas	Vtas.	V.R	Tiempo	Dif 1º	Intervalo	Km/h	
1	39	Jordi Puig		Porsche 993 GT2 1993	Jordi Puig	ESP	RL	YGT	1	16	14	1:46.355		130.3	
2	7	Eficar Team		Porsche 968 CS 1993	Juan Carlos Zorrilla	ESP	RL	L2	1	16	8	1:51.959	5.604	5.604	123.7
3	23	Escuderia Gredos		Porsche 911 3.0 RS 1977	Jorge López Atienza	ESP		C1	1	16	8	1:53.336	6.981	1.377	122.2
4	2	Adrià Matheu		Garbi GTS	Adrià Matheu	ESP	RL	L3	1	16	12	1:56.796	10.441	3.460	118.6
5	34	Automovil Club Alcalans		Lotus Elan S1 1964	Antonio Noguera	ESP	RL	Pre-65	1	15	11	1:57.299	10.944	0.503	118.1
6	36	Escuderia Costa Daurada		BMW M3 E36	Daniel Cuadrado	ESP		L2	2	16	5	1:57.689	11.334	0.390	117.7
7	24	Marc García Rojals		Honda Civic	Marc García	ESP		L3	2	16	7	1:58.327	11.972	0.638	117.1
8	110	VSR Motorsport		BMW 325i E36	Fernando Navarrete Jr	ESP		L3	3	15	4	1:59.497	13.142	1.170	115.9
9	106	Perfil Bajo CE		BMW 325i E36	Antonio Castillo	ESP	RL	L3	4	15	9	1:59.944	13.589	0.447	115.5
10	100	Zamudio Racing Elkartea		BMW 325i E36	Jonathan Gomez	ESP		L3	5	15	8	1:59.986	13.631	0.042	115.5
11	104	A.D. AUT. RACVN		BMW 325i E36	Oscar Abajo	ESP		L3	6	8	7	2:00.390	14.035	0.404	115.1
12	11	Eficar Team		BMW 325i E36	Teo Perez	ESP		L3	7	15	11	2:00.390	14.035	0.000	115.1
13	14	Escuderia Barcelona		Porsche 911 RS 1974	Antonio Cubero	ESP	RL	C1	2	10	10	2:00.759	14.404	0.369	114.7
14	102	Zamudio Racing Elkartea		BMW 325i E36	Óscar Gómez	ESP		L3	8	15	3	2:01.193	14.838	0.434	114.3
15	9	Motor Club Sabadell		Mazda MX5 Cup	Alex Millan	ESP		YT2	1	15	2	2:01.226	14.871	0.033	114.3
16	112	VSR Motorsport		BMW 325i E36	Stefano Bozzoni	ITA	RL	L3	9	15	13	2:01.704	15.349	0.478	113.8
17	5	Escuderia Barcelona		Porsche 911/964 RS 1992	Tuco Font	ESP	RL	L1	1	15	14	2:02.321	15.966	0.617	113.3
18	114	VSR Motorsport		BMW 325i E36	Vaios Archontakis	GBR		L3	10	15	14	2:02.528	16.173	0.207	113.1
19	105	A.D. AUT. RACVN		BMW 325i E36	Julian Olaiz	ESP	RL	L3	11	15	11	2:03.763	17.408	1.235	111.9
20	20	Escuderia Barcelona		Porsche 968 Cup	Carlos Beltran	ESP	RL	L2	3	15	7	2:04.650	18.295	0.887	111.1
21	10	Motor Club Sabadell		Porsche 911 2.2 T	Albert Pecanins	ESP		C2	1	15	13	2:05.193	18.838	0.543	110.7
22	35	Eficar Team		Porsche 911 1965	Manuel Gonzalez	ESP	RL	Pre-65	2	15	11	2:05.667	19.312	0.474	110.2
23	3	Escuderia Barcelona		Volkswagen Golf GTI MKII 19	Lluís Portal	ESP		C3	1	14	10	2:05.969	19.614	0.302	110.0
24	90	Antonio Garcia Coma		Hyundai Accent Copa	Antonio Garcia	ESP	RL	YT2	2	14	14	2:08.980	22.625	3.011	107.4
25	32	Escuderia Barcelona		Porsche 911 1965	Pablo Tarrero	ESP	RL	Pre-65	3	13	11	2:15.374	29.019	6.394	102.3
26	26	C.D.E Overcar Team		BMW 325i E36	Juan F. Sánchez	ESP		L3	12	13	4	2:18.540	32.185	3.166	100.0



Circuito del Jarama

COPA DE ESPAÑA DE CLASICOS - LEGEND Y YOUNGTIMERS

Carrera - 2

Distancia y Velocidad Media



Cls	Nº	Concursante	Nac	Piloto 1	Nac	Piloto 2	Nac	Vehiculo	Cat	Cls	Vtas.	Distancia	Tiempo	Km/h
1	39	Jordi Puig		Jordi Puig	ESP	RL		Porsche 993 GT2 1993	YGT	1	16	61.60	30:09.630	122.5
2	7	Eficar Team		Juan Carlos Zorrilla	ESP	RL		Porsche 968 CS 1993	L2	1	16	61.60	30:51.919	119.7
3	23	Escuderia Gredos		Jorge López Atienza	ESP			Porsche 911 3.0 RS 1977	C1	1	16	61.60	31:05.515	118.8
4	36	Escuderia Costa Daurada		Daniel Cuadrado	ESP			BMW M3 E36	L2	2	16	61.60	32:01.704	115.3
5	2	Adrià Matheu		<u>Adrià Matheu</u>	ESP	RL	Victor Matheu	Garbi GTS	L3	1	16	61.60	32:04.184	115.2
6	24	Marc García Rojals		Marc García	ESP			Honda Civic	L3	2	16	61.60	32:07.865	115.0
7	110	VSR Motorsport		<u>Fernando Navarrete Jr</u>	ESP		Fernando Navarrete	BMW 325i E36	L3	3	15	57.75	30:17.893	114.3
8	100	Zamudio Racing Elkartea		Jonathan Gomez	ESP			BMW 325i E36	L3	4	15	57.75	30:18.234	114.3
9	34	Automovil Club Alcalans		Antonio Noguera	ESP	RL		Lotus Elan S1 1964	Pre-65	1	15	57.75	30:26.568	113.8
10	106	Perfil Bajo CE		<u>Antonio Castillo</u>	ESP	RL	Desire Torres	BMW 325i E36	L3	5	15	57.75	30:32.662	113.4
11	102	Zamudio Racing Elkartea		Óscar Gómez	ESP			BMW 325i E36	L3	6	15	57.75	30:36.754	113.1
12	9	Motor Club Sabadell		Alex Millan	ESP			Mazda MX5 Cup	YT2	1	15	57.75	30:58.182	111.8
13	11	Eficar Team		Teo Perez	ESP			BMW 325i E36	L3	7	15	57.75	30:58.839	111.8
14	112	VSR Motorsport		<u>Stefano Bozzoni</u>	ITA	RL	Vasco A. Silva	BMW 325i E36	L3	8	15	57.75	31:42.986	109.2
15	114	VSR Motorsport		Vaios Archontakis	GBR			BMW 325i E36	L3	9	15	57.75	31:44.182	109.1
16	105	A.D. AUT. RACVN		Julian Olaiz	ESP	RL		BMW 325i E36	L3	10	15	57.75	31:50.069	108.8
17	5	Escuderia Barcelona		Tuco Font	ESP	RL		Porsche 911/964 RS 1992	L1	1	15	57.75	31:57.473	108.4
18	20	Escuderia Barcelona		Carlos Beltran	ESP	RL		Porsche 968 Cup	L2	3	15	57.75	32:07.707	107.8
19	35	Eficar Team		Manuel Gonzalez	ESP	RL		Porsche 911 1965	Pre-65	2	15	57.75	32:10.198	107.7
20	10	Motor Club Sabadell		Albert Pecanins	ESP		RL	Porsche 911 2.2 T	C2	1	15	57.75	32:15.383	107.4
21	3	Escuderia Barcelona		Lluís Portal	ESP			Volkswagen Golf GTI MKII	C3	1	14	53.90	30:10.475	107.1
22	90	Antonio Garcia Coma		Antonio Garcia	ESP	RL		Hyundai Accent Copa	YT2	2	14	53.90	30:40.376	105.4
23	32	Escuderia Barcelona		Pablo Tarrero	ESP	RL		Porsche 911 1965	Pre-65	3	13	50.05	30:35.705	98.1
24	26	C.D.E Overcar Team		Jaime González	ESP	RL	<u>Juan F. Sánchez</u>	BMW 325i E36	L3	11	13	50.05	30:54.765	97.1
No clasificados: (Requerimientos: 75% del número de vueltas del lider = 12 Vueltas)														
14		Escuderia Barcelona		Antonio Cubero	ESP	RL		Porsche 911 RS 1974	C1	2	10	38.50	20:28.326	112.8
104		A.D. AUT. RACVN		Oscar Abajo	ESP			BMW 325i E36	L3	12	8	30.80	16:40.731	110.7
98		Perfil Bajo CE		Juan Antonio Miranda	ESP			BMW M3 E36 1993	L1	2				
64		Paul Vinches		<u>Yves Balasse</u>	FRA	RL	Paul Vinches	Renault Spider 2.0	YT1	1				
18		Albert Cosin		Albert Cosin	ESP	RL		BMW M3 E36 1993	L1	3				
30		Escuderia Madrid Históricos		Enrique J. Garcia	ESP	RL		Simca Abarth 1,3	Pre-65	4				
31		Ignacio Leirana		Ignacio Leirana	ESP			Citroen AX Sport 1988	L3	13				





Circuito del Jarama
COPA DE ESPAÑA DE CLASICOS
Carrera - 2
Tiempos Por Vuelta



YOUNGTIMERS

2						7									
L3						L2									
1 Adrián Matheu						1 Juan Carlos Zorrilla									
2 Victor Matheu						2 Eficar Team									
Vta.	D	Tiempo	Sector 1	Sector 2	Sector 3	V.Max	Tiempo	Vta.	D	Tiempo	Sector 1	Sector 2	Sector 3	V.Max	Tiempo
1	1	2:10.285	56.015	40.064	34.206	174.4	2:10.285	1	1	2:04.177	50.124	40.311	33.742	150.8	2:04.177
2	1	2:00.376	47.129	39.375	33.872	182.4	4:10.661	2	1	2:00.195	45.939	41.029	33.227	180.0	4:04.372
3	1	1:59.395	45.903	39.163	34.329	180.9	6:10.056	3	1	1:55.731	44.701	39.049	31.981	183.3	6:00.103
4	1	2:00.066	45.827	40.782	33.457	182.7	8:10.122	4	1	1:56.851	44.442	39.611	32.798	180.9	7:56.954
5	1	1:58.327	45.717	39.523	33.087	186.2	10:08.449	5	1	1:55.838	43.807	39.012	33.019	189.1	9:52.792
6	1	1:58.468	45.530	39.825	33.113	181.8	12:06.917	6	1	1:55.508	43.739	39.848	31.921	186.2	11:48.300
7	1	1:58.399	45.875	39.216	33.308	180.3	14:05.316	7	1	1:52.646	43.063	37.950	31.633	190.1	13:40.946
8	1	1:57.655	45.214	39.210	33.231	180.0	16:02.971	8	1	1:51.959	43.028	37.681	31.250	195.2	15:32.905
9	1	1:57.107	45.120	39.131	32.856	179.7	18:00.078	9	1	1:53.147	43.224	38.302	31.621	182.1	17:26.052
10	1	1:57.385	45.340	39.074	32.971	180.3	19:57.463	10	1	1:56.316	46.032	38.819	31.465	179.4	19:22.368
11	1	1:57.321	45.314	39.164	32.843	180.3	21:54.784	11	1	1:58.785	43.330	43.593	31.862	188.4	21:21.153
12	1	1:56.796	45.159	38.922	32.715	180.6	23:51.580	12	1	1:53.523	43.167	38.349	32.007	188.1	23:14.676
13	1	1:59.710	45.692	40.135	33.883	180.3	25:51.290	13	1	1:54.668	43.863	38.513	32.292	177.9	25:09.344
14	1	1:59.977	46.809	39.477	33.691	178.2	27:51.267	14	1	1:54.095	43.560	38.471	32.064	180.9	27:03.439
15	1	1:57.875	45.565	39.291	33.019	177.9	29:49.142	15	1	1:53.263	43.592	37.949	31.722	183.0	28:56.702
16	1	2:15.042	45.554	39.918	49.570	179.7	32:04.184	16	1	1:55.217	43.880	38.238	33.099	175.0	30:51.919

3						9									
C3						YT2									
1 Lluís Portal						1 Alex Millan									
2 Escuderia Barcelona						2 Motor Club Sabadell									
Vta.	D	Tiempo	Sector 1	Sector 2	Sector 3	V.Max	Tiempo	Vta.	D	Tiempo	Sector 1	Sector 2	Sector 3	V.Max	Tiempo
1	1	2:22.091	59.908	44.832	37.351	153.1	2:22.091	1	1	2:12.091	55.170	42.670	34.251	160.2	2:12.091
2	1	2:11.529	51.174	43.939	36.416	160.7	4:33.620	2	1	2:01.226	46.564	40.837	33.825	177.9	4:13.317
3	1	2:10.728	50.028	43.954	36.746	163.8	6:44.348	3	1	2:15.942	58.261		2:49.767	184.3	6:29.259
4	1	2:10.635	49.664	43.825	37.146	167.9	8:54.983	4	1	2:03.545	47.805	41.605	34.135		8:32.804
5	1	2:16.448	48.570	43.527	44.351	164.8	11:11.431	5	1	2:02.786	46.563	41.985	34.238	171.9	10:35.590
6	1	2:06.314	48.043	42.850	35.421	169.8	13:17.745	6	1	2:02.391		2:44.406	34.208	173.3	12:37.981
7	1	2:06.817	48.393	43.025	35.399	166.6	15:24.562	7	1	2:02.143	46.757	41.392	33.994	172.5	14:40.124
8	1	2:07.242	48.087	43.954	35.201	166.6	17:31.804	8	1	2:05.022	46.327	43.869	34.826	173.3	16:45.146
9	1	2:06.121	48.019	42.840	35.262	168.2	19:37.925	9	1	2:02.224	46.589	41.583	34.052	169.8	18:47.370
10	1	2:05.969	48.075	42.743	35.151	167.4	21:43.894	10	1	2:02.399	47.201	41.327	33.871	171.4	20:49.769
11	1	2:07.017	47.959	42.802	36.256	167.1	23:50.911	11	1	2:01.304	46.328	41.034	33.942		22:51.073
12	1	2:06.746	48.421	42.767	35.558	164.3	25:57.657	12	1	2:02.143	46.558	41.323	34.262	171.7	24:53.216
13	1	2:06.051	47.899	42.754	35.398	167.1	28:03.708	13	1	2:01.273	46.242	41.182	33.849	171.7	26:54.489
14	1	2:06.767	48.392	42.738	35.637	161.1	30:10.475	14	1	2:01.979	46.565	41.361	34.053	172.8	28:56.468
15	1							15	1	2:01.714	46.438		2:35.767	172.5	30:58.182

5						10									
L1						C2									
1 Tuco Font						1 Albert Pecanins									
2 Escuderia Barcelona						2 Motor Club Sabadell									
Vta.	D	Tiempo	Sector 1	Sector 2	Sector 3	V.Max	Tiempo	Vta.	D	Tiempo	Sector 1	Sector 2	Sector 3	V.Max	Tiempo
1	1	2:19.987	55.738	46.085	38.164	151.4	2:19.987	1	1	2:20.953	57.514	45.042	38.397	147.5	2:20.953
2	1	2:12.669	50.247	45.239	37.183	163.8	4:32.656	2	1	2:15.205	52.710	45.225	37.270	161.6	4:36.158
3	1	2:10.709	49.104	44.634	36.971	157.4	6:43.365	3	1	2:13.927	52.069	44.829	37.029	160.2	6:50.085
4	1	2:09.696	48.716	44.135	36.845	161.6	8:53.061	4	1	2:09.541	49.770	43.099	36.672	169.0	8:59.626
5	1	2:09.746	49.075	44.268	36.403	166.6	11:02.807	5	1	2:08.355	48.891	42.650	36.814	176.4	11:07.981
6	1	2:06.321	47.730	42.627	35.964	167.7	13:09.128	6	1	2:06.117	48.407	42.339	35.371	183.3	13:14.098
7	1	2:08.282	49.731	43.633	34.918	151.2	15:17.410	7	1	2:06.450	48.821	42.062	35.567	169.2	15:20.548
8	1	2:07.971	48.544	44.288	35.139	169.2	17:25.381	8	1	2:05.331	47.426	42.852	35.053	183.6	17:25.879
9	1	2:07.366	49.083	43.105	35.178	171.4	19:32.747	9	1	2:07.395	49.103	43.157	35.135	180.3	19:33.274
10	1	2:06.385	47.666	43.413	35.306	175.3	21:39.132	10	1	2:07.350	47.876	43.101	35.373	183.0	21:39.624
11	1	2:04.938	46.592	42.779	35.567	191.1	23:44.070	11	1	2:05.640	47.764	42.941	34.935	190.8	23:45.264
12	1	2:04.318	47.781	42.072	34.465	170.0	25:48.388	12	1	2:07.225	47.882	44.790	34.553	185.2	25:52.489
13	1	2:03.629	45.813	41.761	36.055	174.4	27:52.017	13	1	2:05.193	47.922	42.050	35.221	179.4	27:57.682
14	1	2:02.321	47.043	40.881	34.397	167.9	29:54.338	14	1	2:07.481	48.858	42.663	35.960	191.8	30:05.163
15	1	2:03.135	46.451	41.309	35.375	175.6	31:57.473	15	1	2:10.220	50.650	43.379	36.191	182.7	32:15.383





Circuito del Jarama
COPA DE ESPAÑA DE CLASICOS
Carrera - 2
Tiempos Por Vuelta



YOUNGTIMERS

11						23							
1 Teo Perez			BMW 325i E36			1 Jorge López Atienza			Porsche 911 3.0 RS 1977				
L3		2		Eficar Team		C1		2		Escuderia Gredos			
Vta. D	Tiempo	Sector 1	Sector 2	Sector 3	V.Max	Tiempo	Vta. D	Tiempo	Sector 1	Sector 2	Sector 3	V.Max	Tiempo
1	2:10.021	54.420	41.003	34.598	157.2	2:10.021	1	2:10.418	57.018	40.467	32.933	169.8	2:10.418
2	2:03.028	47.787	40.720	34.521	175.8	4:13.049	2	1:57.360	45.570	38.538	33.252	183.0	4:07.778
3	2:20.650	1:03.981	42.373	34.296	180.0	6:33.699	3	1:58.468	46.093	39.436	32.939	184.6	6:06.246
4	2:00.589	46.295	40.438	33.856	176.4	8:34.288	4	1:55.469	44.497	38.620	32.352	177.9	8:01.715
5	2:07.197	46.051	46.930	34.216	179.1	10:41.485	5	1:54.912	44.038	38.355	32.519	188.4	9:56.627
6	2:01.550	46.273	41.103	34.174	176.4	12:43.035	6	1:54.670	44.219	38.135	32.316	182.7	11:51.297
7	2:01.649	46.558	40.916	34.175	170.6	14:44.684	7	1:53.410	43.672	37.650	32.088	192.5	13:44.707
8	2:04.809	46.498	41.947	36.364	167.1	16:49.493	8	1:53.336	43.673	37.680	31.983	193.5	15:38.043
9	2:01.897	47.131	40.916	33.850	170.3	18:51.390	9	1:53.758	44.062	37.731	31.965	199.2	17:31.801
10	2:00.448	46.065	40.815	33.568	178.8	20:51.838	10	1:55.202	43.898	39.512	31.792	198.8	19:27.003
11	2:00.390	45.737	40.788	33.865	181.2	22:52.228	11	2:00.832	43.895	42.878	34.059	201.1	21:27.835
12	2:02.072	47.087	41.252	33.733	169.8	24:54.300	12	1:55.743	45.089	38.498	32.156	181.2	23:23.578
13	2:01.572	46.106	41.011	34.455	169.8	26:55.872	13	1:55.288	44.135	38.020	33.133	196.7	25:18.866
14	2:01.725	46.240	41.012	34.473	175.8	28:57.597	14	1:55.979	44.919	38.091	32.969	183.0	27:14.845
15	2:01.242	46.327	41.000	33.915	165.3	30:58.839	15	1:55.599	44.872	38.158	32.569	183.0	29:10.444
16							16	1:55.071	44.347	38.349	32.375	183.3	31:05.515

14						24							
1 Antonio Cubero			Porsche 911 RS 1974			1 Marc García			Honda Civic				
C1		2		Escuderia Barcelona		L3		2		Marc García Rojals			
Vta. D	Tiempo	Sector 1	Sector 2	Sector 3	V.Max	Tiempo	Vta. D	Tiempo	Sector 1	Sector 2	Sector 3	V.Max	Tiempo
1	2:03.544	49.435	40.284	33.825	146.9	2:03.544	1	2:05.698	50.911	40.626	34.161	164.6	2:05.698
2	2:02.486	46.036	41.878	34.572	180.6	4:06.030	2	2:01.532	45.461	40.846	35.225	186.2	4:07.230
3	2:01.504	45.947	40.734	34.823	175.8	6:07.534	3	2:02.209	46.423	40.800	34.986	183.9	6:09.439
4	2:01.549	46.816	41.008	33.725	175.3	8:09.083	4	2:00.187	45.749	40.825	33.613	183.3	8:09.626
5	2:03.924	47.282	42.223	34.419	174.7	10:13.007	5	1:59.434	45.433	40.632	33.369	186.8	10:09.060
6	2:06.200	48.092	41.721	36.387	167.1	12:19.207	6	1:59.517	45.423	40.403	33.691	183.3	12:08.577
7	2:03.470	47.242	41.247	34.981	153.1	14:22.677	7	1:58.327	45.231	39.864	33.232	185.8	14:06.904
8	2:03.278	46.883	41.753	34.642	162.4	16:25.955	8	1:58.822	45.295	40.197	33.330	188.4	16:05.726
9	2:01.612	46.300	41.113	34.199	175.8	18:27.567	9	1:58.873	45.358	40.013	33.502	187.8	18:04.599
10	2:00.759	46.333	40.641	33.785	170.3	20:28.326	10	2:00.370	45.591	40.984	33.795	186.2	20:04.969
11		49.860			187.1		11	1:59.006	45.482	39.966	33.558	183.0	22:03.975
12							12	2:00.281	45.587	40.182	34.512	183.0	24:04.256
13							13	2:01.058	46.675	40.363	34.020	173.0	26:05.314
14							14	1:59.883	45.992	40.368	33.523	182.4	28:05.197
15							15	2:00.239	45.653	40.187	34.399	187.1	30:05.436
16							16	2:02.429	46.622	42.140	33.667	182.1	32:07.865

20						26							
1 Carlos Beltran			Porsche 968 Cup			1 Jaime González			BMW 325i E36				
L2		2		Escuderia Barcelona		L3		2 Juan F. Sánchez		C.D.E Overcar Team			
Vta. D	Tiempo	Sector 1	Sector 2	Sector 3	V.Max	Tiempo	Vta. D	Tiempo	Sector 1	Sector 2	Sector 3	V.Max	Tiempo
1	2:24.956	1:00.909	46.444	37.603	147.3	2:24.956	1 2	2:37.748	1:07.195	49.474	41.079	143.4	2:37.748
2	2:11.832	49.733	45.232	36.867	166.9	4:36.788	2 2	2:22.890	53.838	49.007	40.045	152.3	5:00.638
3	2:10.339	49.890	44.151	36.298	163.3	6:47.127	3 2	2:21.504	53.629	48.361	39.514	169.5	7:22.142
4	2:08.810	48.173	43.947	36.690	163.8	8:55.937	4 2	2:18.540	51.911	47.987	38.642	165.8	9:40.682
5	2:09.593	48.610	43.622	37.361	167.9	11:05.530	5 2	2:22.354	52.901	50.628	38.825	149.7	12:03.036
6	2:07.886	48.584	43.266	36.036	158.1	13:13.416	6 2	2:22.205	53.924	48.972	39.309	147.5	14:25.241
7	2:04.650	47.903	42.254	34.493	164.3	15:18.066	7 2	2:25.780	53.698	52.093	39.989	153.8	16:51.021
8	2:06.712	48.123	43.155	35.434	165.3	17:24.778	8 2	2:19.228	53.533	46.861	38.834	163.6	19:10.249
9	2:07.599	48.822	43.154	35.623	171.7	19:32.377	9 2	2:20.970	53.008	49.118	38.844	162.4	21:31.219
10	2:06.394	47.273	43.414	35.707	182.7	21:38.771	10 2	2:19.314	51.422	48.250	39.642	171.9	23:50.533
11	2:05.898	47.796	42.703	35.399	178.5	23:44.669	11 2	2:20.117	53.695	47.143	39.279	171.7	26:10.650
12	2:06.411	48.052	42.932	35.427	180.0	25:51.080	12 2	2:25.208	54.863	49.263	41.082	158.1	28:35.858
13	2:05.646	47.858	42.550	35.238	174.1	27:56.726	13 2	2:18.907	52.435	47.573	38.899	155.3	30:54.765
14	2:05.477	46.897	42.714	35.866	183.6	30:02.203							
15	2:05.504	47.426	42.755	35.323	174.7	32:07.707							





Circuito del Jarama
COPA DE ESPAÑA DE CLASICOS
Carrera - 2
Tiempos Por Vuelta



YOUNGTIMERS

32

1 Pablo Tarrero Porsche 911 1965

Pre-65

2

Escuderia Barcelona

36

1 Daniel Cuadrado BMW M3 E36

L2

2

Escuderia Costa Daurada

Vta. D	Tiempo	Sector 1	Sector 2	Sector 3	V.Max	Tiempo	Vta. D	Tiempo	Sector 1	Sector 2	Sector 3	V.Max	Tiempo
1	2:31.540	1:02.314	49.211	40.015	152.1	2:31.540	1	2:01.637	48.577	39.615	33.445	163.8	2:01.637
2	2:22.900	54.100	48.861	39.939	140.2	4:54.440	2	1:58.804	45.825	40.022	32.957	177.9	4:00.441
3	2:21.717	53.679	48.358	39.680	150.0	7:16.157	3	1:58.033	45.572	39.514	32.947	173.9	5:58.474
4	2:22.787	54.488	48.321	39.978	135.3	9:38.944	4	1:59.252	45.537	40.254	33.461	178.8	7:57.726
5	2:22.715	53.103	49.610	40.002	143.6	12:01.659	5	1:57.689	45.268	39.501	32.920	186.2	9:55.415
6	2:22.568	54.024	48.923	39.621	139.3	14:24.227	6	1:59.472	45.960	40.336	33.176	170.6	11:54.887
7	2:25.337	54.935	50.839	39.563	153.4	16:49.564	7	2:00.467	45.741	40.050	34.676	178.5	13:55.354
8	2:18.701	52.064	48.110	38.527	150.2	19:08.265	8	1:59.043	45.786	40.052	33.205	173.0	15:54.397
9	2:20.868	53.528	46.755	40.585	151.2	21:29.133	9	1:59.009	46.012	39.949	33.048	166.4	17:53.406
10	2:15.494	51.454	45.824	38.216	158.5	23:44.627	10	1:58.723	45.426	39.894	33.403	182.7	19:52.129
11	2:15.374	50.145	46.507	38.722	165.1	26:00.001	11	1:59.764	46.033	40.452	33.279	177.0	21:51.893
12	2:20.262	52.471	46.963	40.828	154.0	28:20.263	12	2:02.729	46.635	42.108	33.986	173.0	23:54.622
13	2:15.442	51.526	45.833	38.083	148.7	30:35.705	13	2:03.106	47.527	41.210	34.369	169.5	25:57.728

34

1 Antonio Noguera Lotus Elan S1 1964

Pre-65

2

Automovil Club Alcalans

Vta. D	Tiempo	Sector 1	Sector 2	Sector 3	V.Max	Tiempo
1	2:05.244	50.529	40.607	34.108	155.6	2:05.244
2	2:01.684	45.489	41.178	35.017	177.0	4:06.928
3	2:02.374	45.568	41.766	35.040	179.4	6:09.302
4	2:01.212	45.713	42.050	33.449	180.3	8:10.514
5	1:59.479	45.810	40.274	33.395	184.9	10:09.993
6	1:59.994	45.228	41.201	33.565	177.9	12:09.987
7	1:59.597	45.691	40.703	33.203	177.9	14:09.584
8	1:58.851	45.910	39.902	33.039	179.1	16:08.435
9	1:57.498	44.973	39.586	32.939	179.7	18:05.933
10	1:58.548	44.889	39.975	33.684	187.1	20:04.481
11	1:57.299	44.723	39.656	32.920	177.0	22:01.780
12	2:04.896	44.691	40.391	39.814	180.3	24:06.676
13	2:00.712	47.406	40.458	32.848	175.3	26:07.388
14	2:06.628 P	45.838	41.276	39.514	179.4	28:14.016
15	2:12.552	58.198	40.500	33.854	117.9	30:26.568

35

1 Manuel Gonzalez Porsche 911 1965

Pre-65

2

Eficar Team

Vta. D	Tiempo	Sector 1	Sector 2	Sector 3	V.Max	Tiempo
1	2:21.664	58.466	46.080	37.118	148.9	2:21.664
2	2:11.286	49.688	44.869	36.729	158.1	4:32.950
3	2:10.997	49.856	44.611	36.530	151.2	6:43.947
4	2:10.570	48.915	44.788	36.867	163.8	8:54.517
5	2:08.764	48.667	43.757	36.340	177.9	11:03.281
6	2:06.149	47.820	43.060	35.269	164.1	13:09.430
7	2:07.306	48.008	43.265	36.033	167.1	15:16.736
8	2:07.054	47.636	43.380	36.038	173.0	17:23.790
9	2:07.547	47.927	44.256	35.364	176.7	19:31.337
10	2:06.442	47.578	43.391	35.473	183.9	21:37.779
11	2:05.667	47.520	42.591	35.556	186.2	23:43.446
12	2:06.662	48.138	43.496	35.028	186.2	25:50.108
13	2:06.027	48.341	42.463	35.223	171.7	27:56.135
14	2:06.953	48.262	43.805	34.886	187.1	30:03.088
15	2:07.110	47.559	43.612	35.939	178.2	32:10.198

39

1 Jordi Puig Porsche 993 GT2 1993

YGT

2

Jordi Puig

Vta. D	Tiempo	Sector 1	Sector 2	Sector 3	V.Max	Tiempo
1	1:59.927	47.072	39.579	33.276	173.6	1:59.927
2	2:00.255 P	43.794	38.286	38.175	192.1	4:00.182
3	2:33.545	1:22.314	38.549	32.682	107.0	6:33.727
4	1:51.672	42.401	37.582	31.689	197.8	8:25.399
5	1:48.854	41.449	36.998	30.407	201.8	10:14.253
6	1:50.591	42.096	37.986	30.509	187.5	12:04.844
7	1:47.449	41.078	35.761	30.610	209.3	13:52.293
8	1:46.709	41.149	35.705	29.855	201.1	15:39.002
9	1:47.401	40.796	35.932	30.673	213.8	17:26.403
10	1:53.856	45.913	37.859	30.084	177.3	19:20.259
11	1:48.165	41.538	36.174	30.453	205.7	21:08.424
12	1:48.939	42.059	36.453	30.427	196.7	22:57.363
13	1:47.821	40.559	36.594	30.668	209.7	24:45.184
14	1:46.355	41.085	35.564	29.706	200.0	26:31.539
15	1:48.625	40.887	36.558	31.180	200.7	28:20.164
16	1:49.466	42.903	35.655	30.908	187.5	30:09.630

90

1 Antonio Garcia Hyundai Accent Copa

YT2

2

Antonio Garcia Coma

Vta. D	Tiempo	Sector 1	Sector 2	Sector 3	V.Max	Tiempo
1	2:25.633	1:01.764	46.025	37.844	151.6	2:25.633
2	2:11.879	50.123	44.822	36.934	161.6	4:37.512
3	2:13.166	50.511	45.644	37.011	162.6	6:50.678
4	2:09.945	49.910	43.855	36.180	162.1	9:00.623
5	2:10.393	49.181	44.167	37.045	163.1	11:11.016
6	2:09.935	49.731	44.010	36.194	161.6	13:20.951
7	2:09.123	49.419	43.899	35.805	163.3	15:30.074
8	2:12.894	51.949	44.906	36.039	155.1	17:42.968
9	2:09.091	49.538	43.709	35.844	161.1	19:52.059
10	2:09.259	49.118	43.924	36.217	163.3	22:01.318
11	2:10.061	50.093	43.941	36.027	162.8	24:11.379
12	2:09.539	50.021	43.669	35.849	162.6	26:20.918
13	2:10.478	49.488	44.437	36.553	162.6	28:31.396
14	2:08.980	49.070	43.970	35.940	162.4	30:40.376





Circuito del Jarama
COPA DE ESPAÑA DE CLASICOS
Carrera - 2
Tiempos Por Vuelta



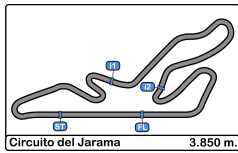
YOUNGTIMERS

100						105							
1 Jonathan Gomez			BMW 325i E36			1 Julian Olaiz			BMW 325i E36				
L3			Zamudio Racing Elkartea			L3			A.D. AUT. RACVN				
Vta. D	Tiempo	Sector 1	Sector 2	Sector 3	V.Max	Tiempo	Vta. D	Tiempo	Sector 1	Sector 2	Sector 3	V.Max	Tiempo
1	2:06.828	52.438	40.564	33.826	165.3	2:06.828	1	2:18.777	58.851	43.968	35.958	167.7	2:18.777
2	2:00.442	45.932	40.365	34.145	194.2	4:07.270	2	2:09.166	48.775	44.065	36.326	180.9	4:27.943
3	2:02.306	47.232	40.471	34.603	185.8	6:09.576	3	2:08.837	48.888	43.539	36.410	177.6	6:36.780
4	2:01.735	46.858	40.794	34.083	188.8	8:11.311	4	2:08.459	48.281	43.244	36.934	184.9	8:45.239
5	2:00.980	45.692	40.915	34.373	192.5	10:12.291	5	2:07.738	48.906	42.916	35.916	171.9	10:52.977
6	2:00.239	46.091	40.246	33.902	187.5	12:12.530	6	2:06.506	48.604	42.236	35.666	173.0	12:59.483
7	2:00.646	46.231	40.724	33.691	186.8	14:13.176	7	2:05.513	47.823	42.301	35.389	184.9	15:04.996
8	1:59.986	46.158	40.259	33.569	189.1	16:13.162	8	2:07.538	48.351	42.521	36.666	169.0	17:12.534
9	2:00.142	46.181	40.143	33.818	188.8	18:13.304	9	2:05.893	48.200	41.659	36.034	176.7	19:18.427
10	2:00.614	46.415	40.309	33.890	185.8	20:13.918	10	2:08.546	49.629	43.635	35.282	171.9	21:26.973
11	2:00.359	46.033	40.378	33.948	188.8	22:14.277	11	2:03.763	47.731	41.346	34.686	187.5	23:30.736
12	2:00.734	46.464	40.286	33.984	189.1	24:15.011	12	2:05.323	47.348	41.772	36.203	189.4	25:36.059
13	2:00.550	46.285	40.340	33.925	188.4	26:15.561	13	2:04.735	48.667	41.030	35.038	175.0	27:40.794
14	2:01.137	46.425	40.399	34.313	190.4	28:16.698	14	2:03.863	47.500	41.399	34.964	188.4	29:44.657
15	2:01.536	47.396	40.022	34.118	184.3	30:18.234	15	2:05.412	47.770	41.585	36.057	187.1	31:50.069

102						106							
1 Óscar Gómez			BMW 325i E36			1 Antonio Castillo			BMW 325i E36				
L3			Zamudio Racing Elkartea			L3			Perfil Bajo CE				
Vta. D	Tiempo	Sector 1	Sector 2	Sector 3	V.Max	Tiempo	Vta. D	Tiempo	Sector 1	Sector 2	Sector 3	V.Max	Tiempo
1	2:07.682	52.767	40.592	34.323	165.1	2:07.682	1	2:08.946	52.231	41.741	34.974	166.9	2:08.946
2	2:01.336	46.076	40.912	34.348	191.8	4:09.018	2	2:02.778	47.473	40.731	34.574	188.1	4:11.724
3	2:01.193	46.155	40.912	34.126	189.8	6:10.211	3	2:00.858	46.433	40.164	34.261	191.1	6:12.582
4	2:01.586	46.845	40.617	34.124	191.4	8:11.797	4	2:03.178	47.641	41.284	34.253	189.4	8:15.760
5	2:01.790	46.390	40.997	34.403	190.1	10:13.587	5	2:00.725	45.860	40.613	34.252	190.8	10:16.485
6	2:01.552	46.846	40.753	33.953	189.1	12:15.139	6	2:00.720	45.900	40.824	33.996	190.8	12:17.205
7	2:01.845	46.676	41.153	34.016	188.1	14:16.984	7	2:00.588	45.805	40.737	34.046	192.1	14:17.793
8	2:03.210	48.032	41.283	33.895	187.1	16:20.194	8	2:05.277	50.525	40.786	33.966	192.5	16:23.070
9	2:02.116	46.662	41.335	34.119	184.3	18:22.310	9	1:59.944	45.858	40.281	33.805	190.1	18:23.014
10	2:01.410	46.256	41.338	33.816	187.1	20:23.720	10	2:01.202	46.072	41.190	33.940	192.1	20:24.216
11	2:02.738	47.125	41.285	34.328	186.8	22:26.458	11	2:00.615	46.169	40.274	34.172	191.8	22:24.831
12	2:02.966	47.524	41.129	34.313	184.6	24:29.424	12	2:00.585	45.868	40.617	34.100	189.8	24:25.416
13	2:01.977	46.870	40.846	34.261	184.9	26:31.401	13	2:01.750	46.291	41.249	34.210	188.8	26:27.166
14	2:03.042	47.012	41.327	34.703	185.5	28:34.443	14	2:03.981	46.690	41.445	35.846	190.1	28:31.147
15	2:02.311	47.028	41.094	34.189	184.6	30:36.754	15	2:01.515	46.222	40.910	34.383	185.2	30:32.662

104						110							
1 Oscar Abajo			BMW 325i E36			1 Fernando Navarrete Jr			BMW 325i E36				
L3			A.D. AUT. RACVN			L3			VSR Motorsport				
Vta. D	Tiempo	Sector 1	Sector 2	Sector 3	V.Max	Tiempo	Vta. D	Tiempo	Sector 1	Sector 2	Sector 3	V.Max	Tiempo
1	2:09.603	53.462	41.063	35.078	168.2	2:09.603	1	2:06.572	51.374	41.007	34.191	168.2	2:06.572
2	2:02.801	47.468	40.848	34.485	191.8	4:12.404	2	2:00.489	45.412	40.470	34.607	186.8	4:07.061
3	2:02.258	46.976	40.761	34.521	183.9	6:14.662	3	2:01.268	46.076	41.028	34.164	181.2	6:08.329
4	2:01.625	46.612	40.749	34.264	178.5	8:16.287	4	1:59.497	45.374	40.445	33.678	189.1	8:07.826
5	2:00.904	46.313	40.604	33.987	191.8	10:17.191	5	1:59.562	45.566	40.353	33.643	186.5	10:07.388
6	2:00.470	46.118	40.432	33.920	190.8	12:17.661	6	2:01.744	46.750	40.492	34.502	182.4	12:09.132
7	2:00.390	45.922	40.820	33.648	192.1	14:18.051	7	1:59.799	46.014	40.011	33.774	184.6	14:08.931
8	2:22.680 P	47.915		2:56.328	196.0	16:40.731	8	2:01.290	45.860	41.764	33.666	181.8	16:10.221
							9	2:00.006	45.757	40.754	33.495	187.8	18:10.227
							10	2:00.768	45.856	41.142	33.770	182.7	20:10.995
							11	2:00.150	45.696	40.917	33.537	187.1	22:11.145
							12	2:00.796	46.054	41.104	33.638	185.5	24:11.941
							13	2:01.038	46.552	40.919	33.567	182.4	26:12.979
							14	2:00.678	46.143	40.775	33.760	186.2	28:13.657
							15	2:04.236 P	46.213	39.951	38.072	186.5	30:17.893





Circuito del Jarama
COPA DE ESPAÑA DE CLASICOS
Carrera - 2
Tiempos Por Vuelta



YOUNGTIMERS

112

1 Stefano Bozzoni BMW 325i E36

L3 2 Vasco A. Silva VSR Motorsport

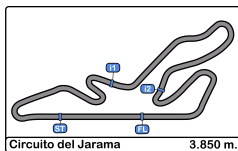
Vta.	D	Tiempo	Sector 1	Sector 2	Sector 3	V.Max	Tiempo
1	1	2:13.825	55.141	43.117	35.567	157.8	2:13.825
2	1	2:03.978	46.964	41.696	35.318	183.0	4:17.803
3	1	2:05.459	47.538	42.352	35.569	180.6	6:23.262
4	1	2:04.359	46.870	41.930	35.559	177.0	8:27.621
5	1	2:03.840	46.766	41.530	35.544	172.2	10:31.461
6	1	2:02.993	46.635	41.494	34.864	175.3	12:34.454
7	1	2:02.364	46.254	41.321	34.789	180.3	14:36.818
8	1	2:15.403	46.233	47.888	41.282	179.4	16:52.221
9	1	2:18.418	55.828	46.481	36.109	171.4	19:10.639
10	1	2:18.472	53.509	49.091	35.872	148.5	21:29.111
11	1	2:02.151	46.494	41.182	34.475	182.4	23:31.262
12	1	2:04.439	47.063	42.054	35.322	190.1	25:35.701
13	1	2:01.704	46.554	40.764	34.386	182.4	27:37.405
14	1	2:02.118	46.320	41.072	34.726	183.6	29:39.523
15	1	2:03.463	46.537	41.850	35.076	179.7	31:42.986

114

1 Vaios Archontakis BMW 325i E36

L3 2 VSR Motorsport

Vta.	D	Tiempo	Sector 1	Sector 2	Sector 3	V.Max	Tiempo
1		2:22.268	59.660	45.818	36.790	162.4	2:22.268
2		2:11.507	50.086	44.450	36.971	160.2	4:33.775
3		2:10.775	50.284	44.364	36.127	167.7	6:44.550
4		2:09.057	48.736	43.719	36.602	171.9	8:53.607
5		2:04.037	47.763	41.777	34.497	173.6	10:57.644
6		2:03.414	47.081	41.897	34.436	181.5	13:01.058
7		2:04.436	47.076	42.369	34.991	173.3	15:05.494
8		2:05.919	48.144	43.027	34.748	165.8	17:11.413
9		2:02.807	46.982	41.565	34.260	176.4	19:14.220
10		2:11.275	49.695	47.004	34.576	174.4	21:25.495
11		2:04.915	48.472	41.512	34.931	184.3	23:30.410
12		2:05.773	48.575	42.287	34.911	185.2	25:36.183
13		2:02.763	47.394	41.286	34.083	175.6	27:38.946
14		2:02.528	46.644	41.520	34.364	186.8	29:41.474
15		2:02.708	46.953	41.410	34.345	174.7	31:44.182



Circuito del Jarama
COPA DE ESPAÑA DE CLASICOS - LEGEND Y YOUNGTIMERS

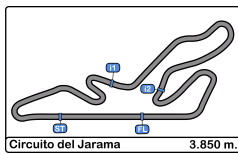


Carrera - 2

Análisis

Num	Tiempo V	Dif 1º	Num	Tiempo V	Dif 1º	Num	Tiempo V	Dif 1º	Num	Tiempo V	Dif 1º	Num	Tiempo V	Dif 1º
Vta 1			106	2:02.778	11.542	90	2:13.166	52.204	100	2:00.980	19.499	35	2:06.149	1:21.130
39	1:59.927		104	2:02.801	12.222	32	2:21.717	1:17.683	14	2:03.924	20.215	20	2:07.886	1:25.116
36	2:01.637	01.710	11	2:03.028	12.867	26	2:21.504	1:23.668	102	2:01.790	20.795	10	2:06.117	1:25.798
14	2:03.544	03.617	9	2:01.226	13.135	Num Tiempo V Dif 1º			39	1:48.854	21.461	3	2:06.314	1:29.445
7	2:04.177	04.250	112	2:03.978	17.621	Vta 4			106	2:00.725	23.693	90	2:09.935	1:32.651
34	2:05.244	05.317	105	2:09.166	27.761	7	1:56.851		104	2:00.904	24.399	Num Tiempo V Dif 1º		
24	2:05.698	05.771	5	2:12.669	32.474	36	1:59.252	00.772	112	2:03.840	38.669	Vta 7		
110	2:06.572	06.645	35	2:11.286	32.768	23	1:55.469	04.761	9	2:02.786	42.798	7	1:52.646	
100	2:06.828	06.901	3	2:11.529	33.438	110	1:59.497	10.872	11	2:07.197	48.693	23	1:53.410	03.761
102	2:07.682	07.755	114	2:11.507	33.593	14	2:01.549	12.129	105	2:07.738	1:00.185	39	1:47.449	11.347
106	2:08.946	09.019	10	2:15.205	35.976	24	2:00.187	12.672	114	2:04.037	1:04.852	36	2:00.467	14.408
104	2:09.603	09.676	20	2:11.832	36.606	2	2:00.066	13.168	5	2:09.746	1:10.015	2	1:58.399	24.370
11	2:10.021	10.094	90	2:11.879	37.330	34	2:01.212	13.560	35	2:08.764	1:10.489	24	1:58.327	25.958
2	2:10.285	10.358	32	2:22.900	54.258	100	2:01.735	14.357	20	2:09.593	1:12.738	110	1:59.799	27.985
23	2:10.418	10.491	26	2:22.890	1:00.456	102	2:01.586	14.843	10	2:08.355	1:15.189	34	1:59.597	28.638
9	2:12.091	12.164	Num Tiempo V Dif 1º			106	2:03.178	18.806	90	2:10.393	1:18.224	100	2:00.646	32.230
112	2:13.825	13.898	Vta 3			104	2:01.625	19.333	3	2:16.448	1:18.639	102	2:01.845	36.038
105	2:18.777	18.850	36	1:58.033		39	1:51.672	28.445	Num Tiempo V Dif 1º			106	2:00.588	36.847
5	2:19.987	20.060	7	1:55.731	01.629	112	2:04.359	30.667	Vta 6			104	2:00.390	37.105
10	2:20.953	21.026	23	1:58.468	07.772	9	2:03.545	35.850	7	1:55.508		14	2:03.470	41.731
35	2:21.664	21.737	14	2:01.504	09.060	11	2:00.589	37.334	23	1:54.670	02.997	32	2:22.568	1 Lap
3	2:22.091	22.164	110	2:01.268	09.855	105	2:08.459	48.285	36	1:59.472	06.587	26	2:22.205	1 Lap
114	2:22.268	22.341	34	2:02.374	10.828	5	2:09.696	56.107	32	2:22.715	1 Lap	112	2:02.364	55.872
20	2:24.956	25.029	24	2:02.209	10.965	114	2:09.057	56.653	26	2:22.354	1 Lap	9	2:02.143	59.178
90	2:25.633	25.706	100	2:02.306	11.102	35	2:10.570	57.563	39	1:50.591	16.544	11	2:01.649	1:03.738
32	2:31.540	31.613	2	1:59.395	11.582	3	2:10.635	58.029	2	1:58.468	18.617	105	2:05.513	1:24.050
26	2:37.748	37.821	102	2:01.193	11.737	20	2:08.810	58.983	24	1:59.517	20.277	114	2:04.436	1:24.548
Num Tiempo V Dif 1º			106	2:00.858	14.108	10	2:09.541	1:02.672	110	2:01.744	20.832	35	2:07.306	1:35.790
Vta 2			104	2:02.258	16.188	90	2:09.945	1:03.669	34	1:59.994	21.687	5	2:08.282	1:36.464
39	2:00.255		112	2:05.459	24.788	32	2:22.787	1:41.990	100	2:00.239	24.230	20	2:04.650	1:37.120
36	1:58.804	00.259	9	2:15.942	30.785	26	2:18.540	1:43.728	102	2:01.552	26.839	10	2:06.450	1:39.602
7	2:00.195	04.190	11	2:20.650	35.225	Num Tiempo V Dif 1º			106	2:00.720	28.905	3	2:06.817	1:43.616
14	2:02.486	05.848	39	2:33.545	35.253	Vta 5			104	2:00.470	29.361	90	2:09.123	1:49.128
34	2:01.684	06.746	105	2:08.837	38.306	7	1:55.838		14	2:06.200	30.907	Num Tiempo V Dif 1º		
110	2:00.489	06.879	5	2:10.709	44.891	36	1:57.689	02.623	112	2:02.993	46.154	Vta 8		
24	2:01.532	07.048	35	2:10.997	45.473	23	1:54.912	03.835	9	2:02.391	49.681	7	1:51.959	
100	2:00.442	07.088	3	2:10.728	45.874	110	1:59.562	14.596	11	2:01.550	54.735	23	1:53.336	05.138
23	1:57.360	07.596	114	2:10.775	46.076	2	1:58.327	15.657	105	2:06.506	1:11.183	39	1:46.709	06.097
102	2:01.336	08.836	20	2:10.339	48.653	24	1:59.434	16.268	114	2:03.414	1:12.758	36	1:59.043	21.492
2	2:00.376	10.479	10	2:13.927	51.611	34	1:59.479	17.201	5	2:06.321	1:20.828	2	1:57.655	30.066



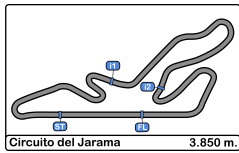


Circuito del Jarama
COPA DE ESPAÑA DE CLASICOS - LEGEND Y YOUNGTIMERS
Carrera - 2
Análisis



Num	Tiempo V	Dif 1º	Num	Tiempo V	Dif 1º	Num	Tiempo V	Dif 1º	Num	Tiempo V	Dif 1º	Num	Tiempo V	Dif 1º
24	1:58.822	32.821	114	2:02.807	1:48.168	2	1:57.321	46.360	23	1:55.288	33.682	100	2:01.137	1:45.159
34	1:58.851	35.530	105	2:05.893	1:52.375	90	2:09.259	1 Lap	112	2:04.439	1 Lap			
110	2:01.290	37.316				34	1:57.299	53.356	105	2:05.323	1 Lap	Num	Tiempo V	Dif 1º
100	1:59.986	40.257	Vta 10			24	1:59.006	55.551	114	2:05.773	1 Lap	Vta 15		
102	2:03.210	47.289	39	1:53.856		110	2:00.150	1:02.721	5	2:04.318	1 Lap	39	1:48.625	
106	2:05.277	50.165	7	1:56.316	02.109	100	2:00.359	1:05.853	35	2:06.662	1 Lap	32	2:20.262	3 Laps
14	2:03.278	53.050	23	1:55.202	06.744	106	2:00.615	1:16.407	20	2:06.411	1 Lap	106	2:03.981	1 Lap
104	2:22.680	1:07.826	35	2:07.547	1 Lap	102	2:02.738	1:18.034	2	1:59.710	1:06.106	90	2:10.478	2 Laps
9	2:05.022	1:12.241	20	2:07.599	1 Lap	9	2:01.304	1:42.649	10	2:07.225	1 Lap	102	2:03.042	1 Lap
11	2:04.809	1:16.588	5	2:07.366	1 Lap	11	2:00.390	1:43.804	3	2:06.746	1 Lap	26	2:25.208	3 Laps
32	2:25.337	1 Lap	10	2:07.395	1 Lap				36	2:03.106	1:12.544	9	2:01.979	1 Lap
26	2:25.780	1 Lap	3	2:06.121	1 Lap	Num	Tiempo V	Dif 1º	32	2:15.374	2 Laps	7	1:53.263	36.538
112	2:15.403	1:19.316	90	2:09.091	1 Lap	Vta 12			24	2:01.058	1:20.130	11	2:01.725	1 Lap
114	2:05.919	1:38.508	36	1:58.723	31.870	39	1:48.939		34	2:00.712	1:22.204	23	1:55.599	50.280
105	2:07.538	1:39.629	2	1:57.385	37.204	7	1:53.523	17.313	26	2:20.117	2 Laps	112	2:02.118	1 Lap
35	2:07.054	1:50.885	34	1:58.548	44.222	23	1:55.743	26.215	110	2:01.038	1:27.795	114	2:02.528	1 Lap
20	2:06.712	1:51.873	24	2:00.370	44.710	114	2:04.915	1 Lap	100	2:00.550	1:30.377	105	2:03.863	1 Lap
5	2:07.971	1:52.476	110	2:00.768	50.736	105	2:03.763	1 Lap	90	2:09.539	1 Lap	2	1:57.875	1:28.978
10	2:05.331	1:52.974	100	2:00.614	53.659	112	2:02.151	1 Lap	106	2:01.750	1:41.982	5	2:02.321	1 Lap
Num	Tiempo V	Dif 1º	102	2:01.410	1:03.461	5	2:04.938	1 Lap	102	2:01.977	1:46.217	36	2:02.205	1:40.370
Vta 9			106	2:01.202	1:03.957	32	2:15.494	2 Laps	Num	Tiempo V	Dif 1º	20	2:05.477	1 Lap
7	1:53.147		14	2:00.759	1:08.067	20	2:05.898	1 Lap	Vta 14			35	2:06.953	1 Lap
39	1:47.401	00.351	9	2:02.399	1:29.510	10	2:05.640	1 Lap	39	1:46.355		10	2:07.481	1 Lap
23	1:53.758	05.749	11	2:00.448	1:31.579	26	2:19.314	2 Laps	9	2:01.273	1 Lap	24	2:00.239	1:45.272
3	2:07.242	1 Lap	Num	Tiempo V	Dif 1º	3	2:07.017	1 Lap	11	2:01.572	1 Lap	Num	Tiempo V	Dif 1º
90	2:12.894	1 Lap	Vta 11			2	1:56.796	54.217	7	1:54.095	31.900	Vta 16		
36	1:59.009	27.354	39	1:48.165		36	2:02.729	57.259	23	1:55.979	43.306	39	1:49.466	
2	1:57.107	34.026	7	1:58.785	12.729	24	2:00.281	1:06.893	112	2:01.704	1 Lap	3	2:06.767	2 Laps
24	1:58.873	38.547	114	2:11.275	1 Lap	34	2:04.896	1:09.313	114	2:02.763	1 Lap	110	2:04.236	1 Lap
34	1:57.498	39.881	105	2:08.546	1 Lap	90	2:10.061	1 Lap	105	2:04.735	1 Lap	100	2:01.536	1 Lap
110	2:00.006	44.175	23	2:00.832	19.411	110	2:00.796	1:14.578	2	1:59.977	1:19.728	34	2:12.552	1 Lap
100	2:00.142	47.252	112	2:18.472	1 Lap	100	2:00.734	1:17.648	5	2:03.629	1 Lap	106	2:01.515	1 Lap
102	2:02.116	56.258	32	2:20.868	2 Laps	106	2:00.585	1:28.053	35	2:06.027	1 Lap	32	2:15.442	3 Laps
106	1:59.944	56.962	26	2:20.970	2 Laps	102	2:02.966	1:32.061	20	2:05.646	1 Lap	102	2:02.311	1 Lap
14	2:01.612	1:01.515	35	2:06.442	1 Lap	Num	Tiempo V	Dif 1º	10	2:05.193	1 Lap	90	2:08.980	2 Laps
9	2:02.224	1:21.318	20	2:06.394	1 Lap	Vta 13			36	2:00.601	1:26.790	7	1:55.217	42.289
11	2:01.897	1:25.338	5	2:06.385	1 Lap	39	1:47.821		3	2:06.051	1 Lap	26	2:18.907	3 Laps
32	2:18.701	1 Lap	10	2:06.350	1 Lap	9	2:02.143	1 Lap	24	1:59.883	1:33.658	9	2:01.714	1 Lap
26	2:19.228	1 Lap	3	2:05.969	1 Lap	11	2:02.072	1 Lap	110	2:00.678	1:42.118	11	2:01.242	1 Lap
112	2:18.418	1:44.587	36	1:59.764	43.469	7	1:54.668	24.160	34	2:06.628	1:42.477	23	1:55.071	55.885





Circuito del Jarama

COPA DE ESPAÑA DE CLASICOS - LEGEND Y YOUNGTIMERS

Carrera - 2

Análisis



Num	Tiempo V	Dif 1º
114	2:02.708	1 Lap
105	2:05.412	1 Lap
5	2:03.135	1 Lap
36	2:01.170	1:52.074
2	2:15.042	1:54.554
20	2:05.504	1 Lap
24	2:02.429	1:58.235
35	2:07.110	1 Lap
10	2:10.220	1 Lap



Circuito del Jarama

COPA DE ESPAÑA DE CLASICOS - LEGEND Y YOUNGTIMERS

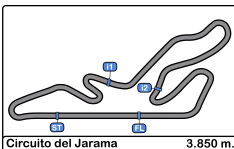
Carrera - 2

Mejores Sectores



Sector - 1				Sector - 2				Sector - 3				Vuelta Ideal vs Mejor Vuelta				
Clas	Nº	Piloto	Tiempo	Nº	Piloto	Tiempo	Nº	Piloto	Tiempo	Clas	Nº	Piloto	Vta. Ideal	Mejor V.	Clas	
1	39	Jordi Puig	40.559	39	Jordi Puig	35.564	39	Jordi Puig	29.706	1	39	Jordi Puig	1:45.829	1:46.355	1	
2	7	Juan Carlos Zorrilla	43.028	23	Jorge López Atienza	37.650	7	Juan Carlos Zorrilla	31.250	2	7	Juan Carlos Zorrilla	1:51.959	1:51.959	2	
3	23	Jorge López Atienza	43.672	7	Juan Carlos Zorrilla	37.681	23	Jorge López Atienza	31.792	3	23	Jorge López Atienza	1:53.114	1:53.336	3	
4	34	Antonio Noguera	44.691	2	Matheu - Matheu	38.922	2	Matheu - Matheu	32.715	4	2	Matheu - Matheu	1:56.757	1:56.796	4	
5	2	Matheu - Matheu	45.120	36	Daniel Cuadrado	39.501	34	Antonio Noguera	32.848	5	34	Antonio Noguera	1:57.125	1:57.299	5	
6	24	Marc García	45.231	34	Antonio Noguera	39.586	36	Daniel Cuadrado	32.920	6	36	Daniel Cuadrado	1:57.689	1:57.689	6	
7	36	Daniel Cuadrado	45.268	24	Marc García	39.864	24	Marc García	33.232	7	24	Marc García	1:58.327	1:58.327	7	
8	110	Navarrete Jr - Navarrete	45.374	110	Navarrete Jr - Navarrete	39.951	110	Navarrete Jr - Navarrete	33.495	8	110	Navarrete Jr - Navarrete	1:58.820	1:59.497	8	
9	100	Jonathan Gomez	45.692	100	Jonathan Gomez	40.022	11	Teo Perez	33.568	9	100	Jonathan Gomez	1:59.283	1:59.986	10	
10	11	Teo Perez	45.737	106	Castillo - Torres	40.164	100	Jonathan Gomez	33.569	10	11	Teo Perez	1:59.743	2:00.390	11	
11	106	Castillo - Torres	45.805	14	Antonio Cubero	40.284	104	Oscar Abajo	33.648	11	106	Castillo - Torres	1:59.774	1:59.944	9	
12	5	Tuco Font	45.813	104	Oscar Abajo	40.432	14	Antonio Cubero	33.725	12	14	Antonio Cubero	1:59.956	2:00.759	13	
13	104	Oscar Abajo	45.922	11	Teo Perez	40.438	106	Castillo - Torres	33.805	13	104	Oscar Abajo	2:00.002	2:00.390	12	
14	14	Antonio Cubero	45.947	102	Óscar Gómez	40.592	102	Óscar Gómez	33.816	14	102	Óscar Gómez	2:00.484	2:01.193	14	
15	102	Óscar Gómez	46.076	112	Bozzoni - Silva	40.764	9	Alex Millan	33.825	15	9	Alex Millan	2:00.904	2:01.226	15	
16	112	Bozzoni - Silva	46.233	9	Alex Millan	40.837	114	Vaios Archontakis	34.083	16	5	Tuco Font	2:01.091	2:02.321	17	
17	9	Alex Millan	46.242	5	Tuco Font	40.881	112	Bozzoni - Silva	34.386	17	112	Bozzoni - Silva	2:01.383	2:01.704	16	
18	114	Vaios Archontakis	46.644	105	Julian Olaiz	41.030	5	Tuco Font	34.397	18	114	Vaios Archontakis	2:02.013	2:02.528	18	
19	20	Carlos Beltran	46.897	114	Vaios Archontakis	41.286	20	Carlos Beltran	34.493	19	105	Julian Olaiz	2:03.064	2:03.763	19	
20	105	Julian Olaiz	47.348	10	Albert Pecanins	42.050	10	Albert Pecanins	34.553	20	20	Carlos Beltran	2:03.644	2:04.650	20	
21	10	Albert Pecanins	47.426	20	Carlos Beltran	42.254	105	Julian Olaiz	34.686	21	10	Albert Pecanins	2:04.029	2:05.193	21	
22	35	Manuel Gonzalez	47.520	35	Manuel Gonzalez	42.463	35	Manuel Gonzalez	34.886	22	35	Manuel Gonzalez	2:04.869	2:05.667	22	
23	3	Lluis Portal	47.899	3	Lluis Portal	42.738	3	Lluis Portal	35.151	23	3	Lluis Portal	2:05.788	2:05.969	23	
24	90	Antonio Garcia	49.070	90	Antonio Garcia	43.669	90	Antonio Garcia	35.805	24	90	Antonio Garcia	2:08.544	2:08.980	24	
25	32	Pablo Tarrero	50.145	32	Pablo Tarrero	45.824	32	Pablo Tarrero	38.083	25	32	Pablo Tarrero	2:14.052	2:15.374	25	
26	26	González - Sánchez	51.422	26	González - Sánchez	46.861	26	González - Sánchez	38.642	26	26	González - Sánchez	2:16.925	2:18.540	26	





Circuito del Jarama

COPA DE ESPAÑA DE CLASICOS - LEGEND Y YOUNGTIMERS

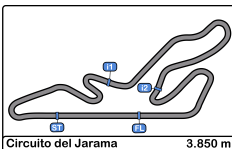
Carrera - 2

Secuencia Lider



Nº	Concursante	Nac	Piloto 1	Nac	Piloto 2	Nac	Vehiculo	Cat	Vta. Inicio	Vta. Fin	Vtas.	Total Vtas.
39	Jordi Puig		Jordi Puig	ESP	RL		Porsche 993 GT2 1993	YGT	1	2	2	2
36	Escuderia Costa Daurada		Daniel Cuadrado	ESP			BMW M3 E36	L2	3	3	1	1
7	Eficar Team		Juan Carlos Zorrilla	ESP	RL		Porsche 968 CS 1993	L2	4	9	6	6
39	Jordi Puig		Jordi Puig	ESP	RL		Porsche 993 GT2 1993	YGT	10	16	7	9





Circuito del Jarama

COPA DE ESPAÑA DE CLASICOS - LEGEND Y YOUNGTIMERS

Carrera - 2

5 Mejores Tiempos



Cl	Nº	Concursante	Nac	Piloto 1	Nac	Piloto 2	Nac	Vehiculo	Cat	Cl	Mejor 1		Mejor 2		Mejor 3		Mejor 4		Mejor 5		
											Tiempo	Vta.	Tiempo	Vta.	Tiempo	Vta.	Tiempo	Vta.	Tiempo	Vta.	
1	39	Jordi Puig		Jordi Puig	ESP	RL		Porsche 993 GT2 1993	YGT	1	1:46.355	14	1:46.709	8	1:47.401	9	1:47.449	7	1:47.821	13	
2	7	Eficar Team		Juan Carlos Zorrilla	ESP	RL		Porsche 968 CS 1993	L2	1	1:51.959	8	1:52.646	7	1:53.147	9	1:53.263	15	1:53.523	12	
3	23	Escuderia Gredos		Jorge López Atienza	ESP			Porsche 911 3.0 RS 1977	C1	1	1:53.336	8	1:53.410	7	1:53.758	9	1:54.670	6	1:54.912	5	
4	2	Adrià Matheu		Adrià Matheu	ESP	RL	Victor Matheu	ESP			1	1:56.796	12	1:57.107	9	1:57.321	11	1:57.385	10	1:57.655	8
5	34	Automovil Club Alcala		Antonio Noguera	ESP	RL		Lotus Elan S1 1964	Pre-65	1	1:57.299	11	1:57.498	9	1:58.548	10	1:58.851	8	1:59.479	5	
6	36	Escuderia Costa Daurada		Daniel Cuadrado	ESP			BMW M3 E36	L2	2	1:57.689	5	1:58.033	3	1:58.723	10	1:58.804	2	1:59.009	9	
7	24	Marc García Rojals		Marc García	ESP			Honda Civic	L3	2	1:58.327	7	1:58.822	8	1:58.873	9	1:59.006	11	1:59.434	5	
8	110	VSR Motorsport		Fernando Navarrete Jr	ESP		Fernando Navarrete	ESP	RL		3	1:59.497	4	1:59.562	5	1:59.799	7	2:00.006	9	2:00.150	11
9	106	Perfil Bajo CE		Antonio Castillo	ESP	RL	Desire Torres	FRA			4	1:59.944	9	2:00.585	12	2:00.588	7	2:00.615	11	2:00.720	6
10	100	Zamudio Racing Elkartea		Jonathan Gomez	ESP			BMW 325i E36	L3	5	1:59.986	8	2:00.142	9	2:00.239	6	2:00.359	11	2:00.442	2	
11	11	Eficar Team		Teo Perez	ESP			BMW 325i E36	L3	6	2:00.390	11	2:00.448	10	2:00.589	4	2:01.242	15	2:01.550	6	
12	104	A.D. AUT. RACVN		Oscar Abajo	ESP			BMW 325i E36	L3	7	2:00.390	7	2:00.470	6	2:00.904	5	2:01.625	4	2:02.258	3	
13	14	Escuderia Barcelona		Antonio Cubero	ESP	RL		Porsche 911 RS 1974	C1	2	2:00.759	10	2:01.504	3	2:01.549	4	2:01.612	9	2:02.486	2	
14	102	Zamudio Racing Elkartea		Óscar Gómez	ESP			BMW 325i E36	L3	8	2:01.193	3	2:01.336	2	2:01.410	10	2:01.552	6	2:01.586	4	
15	9	Motor Club Sabadell		Alex Millan	ESP			Mazda MX5 Cup	YT2	1	2:01.226	2	2:01.273	13	2:01.304	11	2:01.714	15	2:01.979	14	
16	112	VSR Motorsport		Stefano Bozzoni	ITA	RL	Vasco A. Silva	PRT			9	2:01.704	13	2:02.118	14	2:02.151	11	2:02.364	7	2:02.993	6
17	5	Escuderia Barcelona		Tuco Font	ESP	RL		Porsche 911/964 RS 1992	L1	1	2:02.321	14	2:03.135	15	2:03.629	13	2:04.318	12	2:04.938	11	
18	114	VSR Motorsport		Vaios Archontakis	GBR			BMW 325i E36	L3	10	2:02.528	14	2:02.708	15	2:02.763	13	2:02.807	9	2:03.414	6	
19	105	A.D. AUT. RACVN		Julian Olaiz	ESP	RL		BMW 325i E36	L3	11	2:03.763	11	2:03.863	14	2:04.735	13	2:05.323	12	2:05.412	15	
20	20	Escuderia Barcelona		Carlos Beltran	ESP	RL		Porsche 968 Cup	L2	3	2:04.650	7	2:05.477	14	2:05.504	15	2:05.646	13	2:05.898	11	
21	10	Motor Club Sabadell		Albert Pecanins	ESP		RL	Porsche 911 2.2 T	C2	1	2:05.193	13	2:05.331	8	2:05.640	11	2:06.117	6	2:06.350	10	
22	35	Eficar Team		Manuel Gonzalez	ESP	RL		Porsche 911 1965	Pre-65	2	2:05.667	11	2:06.027	13	2:06.149	6	2:06.442	10	2:06.662	12	
23	3	Escuderia Barcelona		Lluís Portal	ESP			Volkswagen Golf GTI MKII	C3	1	2:05.969	10	2:06.051	13	2:06.121	9	2:06.314	6	2:06.746	12	
24	90	Antonio Garcia Coma		Antonio Garcia	ESP	RL		Hyundai Accent Copa	YT2	2	2:08.980	14	2:09.091	9	2:09.123	7	2:09.259	10	2:09.539	12	
25	32	Escuderia Barcelona		Pablo Tarrero	ESP	RL		Porsche 911 1965	Pre-65	3	2:15.374	11	2:15.442	13	2:15.494	10	2:18.701	8	2:20.262	12	
26	26	C.D.E Overcar Team		Jaime González	ESP	RL	Juan F. Sánchez	ESP			12	2:18.540	4	2:18.907	13	2:19.228	8	2:19.314	10	2:20.117	11





Circuito del Jarama
COPA DE ESPAÑA DE CLASICOS - LEGEND Y YOUNGTIMERS
Carrera - 2
5 Mejores Velocidades



Cl	Nº	Concursante	Nac	Piloto 1	Nac	Piloto 2	Nac	Vehiculo	Cat	Cl	V. Max. 1		V. Max. 2		V. Max. 3		V. Max. 4		V. Max. 5		Avg		
											Km/h	Vta.	Km/h	Vta.	Km/h	Vta.	Km/h	Vta.	Km/h	Vta.			
1	39	Jordi Puig		Jordi Puig	ESP	RL		Porsche 993 GT2 1993	YGT	1	213.8	9	209.7	13	209.3	7	205.7	11	201.8	5	208.0		
2	23	Escudería Gredos		Jorge López Atienza	ESP			Porsche 911 3.0 RS 1977	C1	1	201.1	11	199.2	9	198.8	10	196.7	13	193.5	8	197.9		
3	104	A.D. AUT. RACVN		Oscar Abajo	ESP			BMW 325i E36	L3	1	196.0	8	192.1	7	191.8	2	191.8	5	190.8	6	192.5		
4	7	Eficar Team		Juan Carlos Zorrilla	ESP	RL		Porsche 968 CS 1993	L2	1	195.2	8	190.1	7	189.1	5	188.4	11	188.1	12	190.2		
5	100	Zamudio Racing Elkartea		Jonathan Gomez	ESP			BMW 325i E36	L3	2	194.2	2	192.5	5	190.4	14	189.1	8	189.1	12	191.1		
6	106	Perfil Bajo CE		<u>Antonio Castillo</u>	ESP	RL	Desire Torres	FRA	BMW 325i E36	L3	3	192.5	8	192.1	7	192.1	10	191.8	11	191.1	3	191.9	
7	10	Motor Club Sabadell		Albert Pecanins	ESP			Porsche 911 2.2 T	C2	1	191.8	14	190.8	11	185.2	12	183.6	8	183.3	6	186.9		
8	102	Zamudio Racing Elkartea		Óscar Gómez	ESP			BMW 325i E36	L3	4	191.8	2	191.4	4	190.1	5	189.8	3	189.1	6	190.4		
9	5	Escudería Barcelona		Tuco Font	ESP	RL		Porsche 911/964 RS 1992	L1	1	191.1	11	175.6	15	175.3	10	174.4	13	171.4	9	177.5		
10	112	VSR Motorsport		<u>Stefano Bozzoni</u>	ITA	RL	Vasco A. Silva	PRT	BMW 325i E36	L3	5	190.1	12	183.6	14	183.0	2	182.4	11	182.4	13	184.3	
11	105	A.D. AUT. RACVN		Julian Olaiz	ESP	RL		BMW 325i E36	L3	6	189.4	12	188.4	14	187.5	11	187.1	15	184.9	4	187.5		
12	110	VSR Motorsport		<u>Fernando Navarrete Jr</u>	ESP		Fernando Navarrete	ESP	RL	BMW 325i E36	L3	7	189.1	4	187.8	9	187.1	11	186.8	2	186.5	5	187.5
13	24	Marc García Rojals		Marc García	ESP			Honda Civic	L3	8	188.4	8	187.8	9	187.1	15	186.8	5	186.2	2	187.3		
14	14	Escudería Barcelona		Antonio Cubero	ESP	RL		Porsche 911 RS 1974	C1	2	187.1	11	180.6	2	175.8	3	175.8	9	175.3	4	178.9		
15	34	Automovil Club Alcala		Antonio Noguera	ESP	RL		Lotus Elan S1 1964	Pre-65	1	187.1	10	184.9	5	180.3	4	180.3	12	179.7	9	182.4		
16	35	Eficar Team		Manuel Gonzalez	ESP	RL		Porsche 911 1965	Pre-65	2	187.1	14	186.2	11	186.2	12	183.9	10	178.2	15	184.3		
17	114	VSR Motorsport		Vaios Archontakis	GBR			BMW 325i E36	L3	9	186.8	14	185.2	12	184.3	11	181.5	6	176.4	9	182.8		
18	2	Adrián Matheu		<u>Adrián Matheu</u>	ESP	RL	Victor Matheu	ESP	Garbi GTS	L3	10	186.2	5	182.7	4	182.4	2	181.8	6	180.9	3	182.8	
19	36	Escudería Costa Daurada		Daniel Cuadrado	ESP			BMW M3 E36	L2	2	186.2	5	182.7	10	181.8	16	178.8	4	178.5	7	181.6		
20	9	Motor Club Sabadell		Alex Millan	ESP			Mazda MX5 Cup	YT2	1	184.3	3	177.9	2	173.3	6	173.3	8	172.8	14	176.3		
21	20	Escudería Barcelona		Carlos Beltran	ESP	RL		Porsche 968 Cup	L2	3	183.6	14	182.7	10	180.0	12	178.5	11	174.7	15	179.9		
22	11	Eficar Team		Teo Perez	ESP			BMW 325i E36	L3	11	181.2	11	180.0	3	179.1	5	178.8	10	176.4	4	179.1		
23	26	C.D.E Overcar Team		Jaime González	ESP	RL	<u>Juan F. Sánchez</u>	ESP	BMW 325i E36	L3	12	171.9	10	171.7	11	169.5	3	165.8	4	163.6	8	168.5	
24	3	Escudería Barcelona		Lluís Portal	ESP			Volkswagen Golf GTI MKII	C3	1	169.8	6	168.2	9	167.9	4	167.4	10	167.1	11	168.1		
25	32	Escudería Barcelona		Pablo Tarrero	ESP	RL		Porsche 911 1965	Pre-65	3	165.1	11	158.5	10	154.0	12	153.4	7	152.1	1	156.6		
26	90	Antonio Garcia Coma		Antonio Garcia	ESP	RL		Hyundai Accent Copa	YT2	2	163.3	7	163.3	10	163.1	5	162.8	11	162.6	3	163.0		





Circuito del Jarama

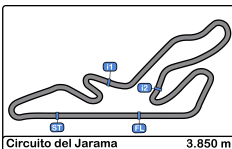
COPA DE ESPAÑA DE CLASICOS - LEGEND Y YOUNGTIMERS

Carrera - 2

Secuencia Vueltas Rápidas



<u>Vta.</u>	<u>Hora Día</u>	<u>Tiempo Sesión</u>	<u>Nº</u>	<u>Concursante</u>	<u>Nac</u>	<u>Piloto 1</u>	<u>Nac</u>	<u>Piloto 2</u>	<u>Nac</u>	<u>Vehículo</u>	<u>Cat</u>	<u>Tiempo</u>	<u>Km/h</u>
2	14:58:30.466	2:04:00.466	36	Escuderia Costa Daurada		Daniel Cuadrado	ESP			BMW M3 E36	L2	1:58.804	116.6
2	14:58:37.803	2:04:07.803	23	Escuderia Gredos		Jorge López Atienza	ESP			Porsche 911 3.0 RS 1977	C1	1:57.360	118.0
3	15:00:30.128	2:06:00.128	7	Eficar Team		Juan Carlos Zorrilla	ESP	RL		Porsche 968 CS 1993	L2	1:55.731	119.7
4	15:02:31.740	2:08:01.740	23	Escuderia Gredos		Jorge López Atienza	ESP			Porsche 911 3.0 RS 1977	C1	1:55.469	120.0
4	15:02:55.424	2:08:25.424	39	Jordi Puig		Jordi Puig	ESP	RL		Porsche 993 GT2 1993	YGT	1:51.672	124.1
5	15:04:44.278	2:10:14.278	39	Jordi Puig		Jordi Puig	ESP	RL		Porsche 993 GT2 1993	YGT	1:48.854	127.3
7	15:08:22.318	2:13:52.318	39	Jordi Puig		Jordi Puig	ESP	RL		Porsche 993 GT2 1993	YGT	1:47.449	128.9
8	15:10:09.027	2:15:39.027	39	Jordi Puig		Jordi Puig	ESP	RL		Porsche 993 GT2 1993	YGT	1:46.709	129.8
14	15:21:01.564	2:26:31.564	39	Jordi Puig		Jordi Puig	ESP	RL		Porsche 993 GT2 1993	YGT	1:46.355	130.3



Circuito del Jarama

COPA DE ESPAÑA DE CLASICOS - LEGEND Y YOUNGTIMERS

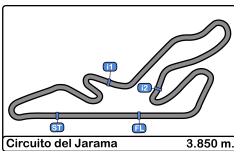
Carrera - 2

Mejor Maxima Velocidad del Evento



Nº	Concursante	Nac	Piloto 1	Nac	Piloto 2	Nac	Vehiculo	Cat	Km/h	Sesión
39	Jordi Puig		Jordi Puig	ESP	RL		Porsche 993 GT2 1993	YGT	226.4	Carrera - 1
98	Perfil Bajo CE		Juan Antonio Miranda	ESP			BMW M3 E36 1993	L1	214.2	Entrenam. Calificativo Piloto - 1
18	Albert Cosin		Albert Cosin	ESP	RL	ESP	BMW M3 E36 1993	L1	213.4	Entrenam. Calificativo Piloto - 1
5	Escuderia Barcelona		Tuco Font	ESP	RL		Porsche 911/964 RS 1992	L1	202.2	Entrenam. Calificativo Piloto - 2
23	Escuderia Gredos		Jorge López Atienza	ESP			Porsche 911 3.0 RS 1977	C1	201.1	Carrera - 2
7	Eficar Team		Juan Carlos Zorrilla	ESP	RL		Porsche 968 CS 1993	L2	199.6	Carrera - 1
26	C.D.E Overcar Team		Jaime González	ESP	RL	Juan F. Sánchez	BMW 325i E36	L3	196.7	Entrenam. Calificativo Piloto - 1
64	Paul Vinches		Yves Balasse	FRA	RL	Paul Vinches	Renault Spider 2.0	YT1	196.7	Entrenam. Calificativo Piloto - 2
104	A.D. AUT. RACVN		Oscar Abajo	ESP			BMW 325i E36	L3	196.0	Carrera - 2
10	Motor Club Sabadell		Albert Pecanins	ESP			Porsche 911 2.2 T	C2	195.6	Carrera - 1
14	Escuderia Barcelona		Antonio Cubero	ESP	RL		Porsche 911 RS 1974	C1	195.2	Entrenamiento libre
31	Ignacio Leirana		Ignacio Leirana	ESP			Citroen AX Sport 1988	L3	194.9	Entrenam. Calificativo Piloto - 1
106	Perfil Bajo CE		Antonio Castillo	ESP	RL	Desire Torres	BMW 325i E36	L3	194.2	Entrenamiento libre
100	Zamudio Racing Elkartea		Jonathan Gomez	ESP			BMW 325i E36	L3	194.2	Carrera - 2
102	Zamudio Racing Elkartea		Óscar Gómez	ESP			BMW 325i E36	L3	193.8	Carrera - 1
110	VSR Motorsport		Fernando Navarrete Jr	ESP		Fernando Navarrete	BMW 325i E36	L3	192.8	Carrera - 1
114	VSR Motorsport		Vaios Archontakis	GBR			BMW 325i E36	L3	192.5	Entrenamiento libre
112	VSR Motorsport		Stefano Bozzoni	ITA	RL	Vasco A. Silva	BMW 325i E36	L3	190.1	Carrera - 2
105	A.D. AUT. RACVN		Julian Olaiz	ESP	RL		BMW 325i E36	L3	189.4	Carrera - 2
34	Automovil Club Alcalans		Antonio Noguera	ESP	RL		Lotus Elan S1 1964	Pre-65	189.1	Entrenam. Calificativo Piloto - 2
24	Marc García Rojals		Marc García	ESP			Honda Civic	L3	188.4	Carrera - 1
11	Eficar Team		Teo Perez	ESP			BMW 325i E36	L3	187.5	Entrenam. Calificativo Piloto - 2
35	Eficar Team		Manuel Gonzalez	ESP	RL		Porsche 911 1965	Pre-65	187.1	Carrera - 2
36	Escuderia Costa Daurada		Daniel Cuadrado	ESP			BMW M3 E36	L2	186.5	Entrenam. Calificativo Piloto - 2
2	Adrià Matheu		Adrià Matheu	ESP	RL	Victor Matheu	Garbi GTS	L3	186.2	Carrera - 2
20	Escuderia Barcelona		Carlos Beltran	ESP	RL		Porsche 968 Cup	L2	184.3	Carrera - 1
9	Motor Club Sabadell		Alex Millan	ESP			Mazda MX5 Cup	YT2	184.3	Carrera - 2
3	Escuderia Barcelona		Lluis Portal	ESP			Volkswagen Golf GTI MKII	C3	172.5	Entrenamiento libre
90	Antonio Garcia Coma		Antonio Garcia	ESP	RL		Hyundai Accent Copa	YT2	166.6	Entrenam. Calificativo Piloto - 1
32	Escuderia Barcelona		Pablo Tarrero	ESP	RL		Porsche 911 1965	Pre-65	165.1	Carrera - 2





Circuito del Jarama

COPA DE ESPAÑA DE CLASICOS - LEGEND Y YOUNGTIMERS

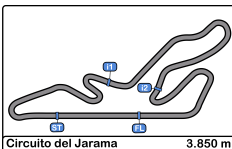
Carrera - 2

Mejor Maxima Velocidad del Evento



Nº	Concursante	Nac	Piloto 1	Nac	Piloto 2	Nac	Vehiculo	Cat	Km/h	Sesión
30	Escudería Madrid Históricos		Enrique J. Garcia	ESP	RL		Simca Abarth 1,3	Pre-65	143.8	Entrenam. Calificativo Piloto - 2
33	Escuderia Costa Daurada		Antonio Castro	ESP	RL		Porsche 968 Turbo RS	L1	79.9	Entrenamiento libre



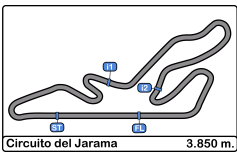


Circuito del Jarama
COPA DE ESPAÑA DE CLASICOS - LEGEND Y YOUNGTIMERS
Carrera - 2
Cuentavueltas



		Vta.																
Nr	Po	Grid	1	2	3	4	5	6	7	8	9	10	11	12	13	14	15	16
39	1	39	39	39	36	7	7	7	7	7	7	39	39	39	39	39	39	39
98	2	98	36	36	7	36	36	23	23	23	39	7	7	7	7	7	7	7
64	3	64	14	7	23	23	23	36	39	39	23	23	23	23	23	23	23	23
18	4	18	7	14	14	110	110	39	36	36	36	36	36	2	2	2	2	36
7	5	7	34	34	110	14	2	2	2	2	2	2	2	36	36	36	36	2
36	6	36	24	110	34	24	24	24	24	24	24	34	34	24	24	24	24	24
5	7	5	110	24	24	2	34	110	110	34	34	24	24	34	34	110	110	
14	8	14	100	100	100	34	100	34	34	110	110	110	110	110	110	34	100	
34	9	34	102	23	2	100	14	100	100	100	100	100	100	100	100	100	34	
24	10	24	106	102	102	102	102	102	102	102	102	102	106	106	106	106	106	
11	11	11	104	2	106	106	39	106	106	106	106	106	102	102	102	102	102	
9	12	9	11	106	104	104	106	104	104	14	14	14	9	9	9	9	9	
100	13	100	2	104	112	39	104	14	14	104	9	9	11	11	11	11	11	
110	14	110	23	11	9	112	112	112	112	9	11	11	114	112	112	112	112	
106	15	106	9	9	11	9	9	9	9	11	112	114	105	105	114	114	114	
102	16	102	112	112	39	11	11	11	11	112	114	105	112	114	105	105	105	
104	17	104	105	105	105	105	105	105	105	114	105	112	35	5	5	5	5	
10	18	10	5	5	5	5	114	114	114	105	35	35	5	35	35	20	20	
112	19	112	10	35	35	114	5	5	35	35	20	20	20	20	20	35	35	
20	20	20	35	3	3	35	35	35	5	20	5	5	10	10	10	10	10	
114	21	114	3	114	114	3	20	20	20	5	10	10	3	3	3	3		
3	22	3	114	10	20	20	10	10	10	10	3	3	90	90	90	90		
105	23	105	20	20	10	10	90	3	3	3	90	90	32	32	32			
35	24	35	90	90	90	90	3	90	90	90	32	32	26	26	26			
90	25	90	32	32	32	32	32	32	32	32	26	26						
32	26	32	26	26	26	26	26	26	26	26								
2	27	2																
26	28	26																
30	29	30																





Circuito del Jarama

COPA DE ESPAÑA DE CLASICOS - LEGEND Y YOUNGTIMERS

Carrera - 2

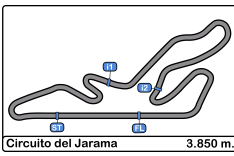
Cuentavueltas



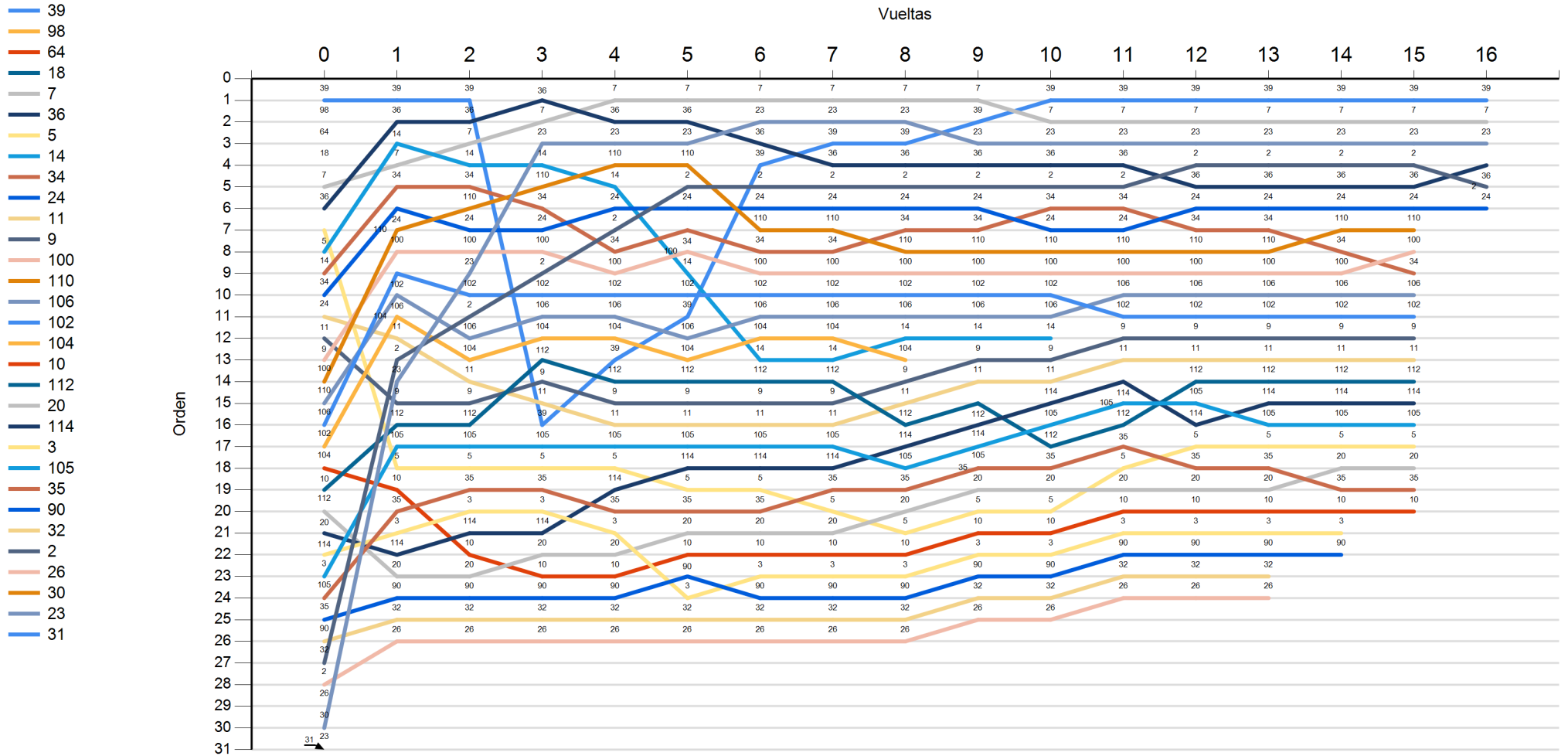
Vta.

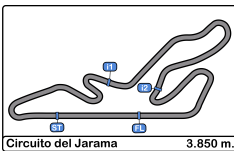
Nr	Po	Grid	1	2	3	4	5	6	7	8	9	10	11	12	13	14	15	16
23	30	23																
31	31	31																





Circuito del Jarama
COPA DE ESPAÑA DE CLASICOS - LEGEND Y YOUNGTIMERS
Carrera - 2
Cuentavueltas Gráfico





Circuito del Jarama

COPA DE ESPAÑA DE CLASICOS - LEGEND Y YOUNGTIMERS

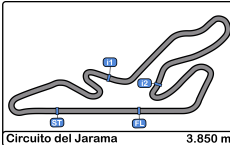
Carrera - 2

Tiempos Parada en Pit



Nr.	Hora Día En.	Concursante	Nac	Piloto 1	Nac	Piloto 2	Nac	Vehiculo	Cat	Tiempo Entra.	Stop Nº	Tiempo Box	Handicap	Penalty
39	12:58:30.207	Jordi Puig		Jordi Puig	ESP	RL		Porsche 993 GT2 1993	YGT	4:00.182	1	40.323		
34	13:22:44.041	Automovil Club Alcalans		Antonio Noguera	ESP	RL		Lotus Elan S1 1964	Pre-65	28:14.016	1	17.788		





Circuito del Jarama

COPA DE ESPAÑA DE CLASICOS - LEGEND Y YOUNGTIMERS

Carrera - 2

Resultados Finales



Circuito del Jarama 3.850 m.

Cls	Nº	Concursante	Nac	Piloto 1	Nac	Piloto 2	Nac	Vehiculo	Cat	Cl	Vtas.	Tiempo	Dif 1º	Intervalo	Km/h	V.R.	Tiempo	Km/h	
1	39	Jordi Puig		Jordi Puig	ESP	RL		Porsche 993 GT2 1993	YGT	1	16	30:09.630			122.5	14	1:46.355	130.3	
2	7	Eficar Team		Juan Carlos Zorrilla	ESP	RL		Porsche 968 CS 1993	L2	1	16	30:51.919	42.289	42.289	119.7	8	1:51.959	123.7	
3	23	Escuderia Gredos		Jorge López Atienza	ESP			Porsche 911 3.0 RS 1977	C1	1	16	31:05.515	55.885	13.596	118.8	8	1:53.336	122.2	
4	36	Escuderia Costa Daurada		Daniel Cuadrado	ESP			BMW M3 E36	L2	2	16	32:01.704	1:52.074	56.189	115.3	5	1:57.689	117.7	
5	2	Adrià Matheu		Adrià Matheu	ESP	RL	Victor Matheu	ESP	Garbi GTS	L3	1	16	32:04.184	1:54.554	2.480	115.2	12	1:56.796	118.6
6	24	Marc García Rojals		Marc García	ESP			Honda Civic	L3	2	16	32:07.865	1:58.235	3.681	115.0	7	1:58.327	117.1	
7	100	Zamudio Racing Elkartea		Jonathan Gomez	ESP			BMW 325i E36	L3	3	15	30:18.234	1 Lap	1 Lap	114.3	8	1:59.986	115.5	
8	34	Automovil Club Alcalans		Antonio Noguera	ESP	RL		Lotus Elan S1 1964	Pre-65	1	15	30:26.568	1 Lap	8.334	113.8	11	1:57.299	118.1	
9	106	Perfil Bajo CE		Antonio Castillo	ESP	RL	Desire Torres	FRA	BMW 325i E36	L3	4	15	30:32.662	1 Lap	6.094	113.4	9	1:59.944	115.5
10	102	Zamudio Racing Elkartea		Óscar Gómez	ESP			BMW 325i E36	L3	5	15	30:36.754	1 Lap	4.092	113.1	3	2:01.193	114.3	
11	11	Eficar Team		Teo Perez	ESP			BMW 325i E36	L3	6	15	30:58.839	1 Lap	22.085	111.8	11	2:00.390	115.1	
12	9	Motor Club Sabadell		Alex Millan	ESP			Mazda MX5 Cup	YT2	1	15	30:59.182	1 Lap	0.343	111.8	2	2:01.226	114.3	
13	112	VSR Motorsport		Stefano Bozzoni	ITA	RL	Vasco A. Silva	PRT	BMW 325i E36	L3	7	15	31:42.986	1 Lap	43.804	109.2	13	2:01.704	113.8
14	114	VSR Motorsport		Vaios Archontakis	GBR			BMW 325i E36	L3	8	15	31:44.182	1 Lap	1.196	109.1	14	2:02.528	113.1	
15	105	A.D. AUT. RACVN		Julian Olaiz	ESP	RL		BMW 325i E36	L3	9	15	31:50.069	1 Lap	5.887	108.8	11	2:03.763	111.9	
16	5	Escuderia Barcelona		Tuco Font	ESP	RL		Porsche 911/964 RS 1992	L1	1	15	31:57.473	1 Lap	7.404	108.4	14	2:02.321	113.3	
17	20	Escuderia Barcelona		Carlos Beltran	ESP	RL		Porsche 968 Cup	L2	3	15	32:07.707	1 Lap	10.234	107.8	7	2:04.650	111.1	
18	35	Eficar Team		Manuel Gonzalez	ESP	RL		Porsche 911 1965	Pre-65	2	15	32:10.198	1 Lap	2.491	107.7	11	2:05.667	110.2	
19	10	Motor Club Sabadell		Albert Pecanins	ESP		RL	Porsche 911 2.2 T	C2	1	15	32:15.383	1 Lap	5.185	107.4	13	2:05.193	110.7	
20	3	Escuderia Barcelona		Lluís Portal	ESP			Volkswagen Golf GTI MKII	C3	1	14	30:10.475	2 Laps	1 Lap	107.1	10	2:05.969	110.0	
21	90	Antonio Garcia Coma		Antonio Garcia	ESP	RL		Hyundai Accent Copa	YT2	2	14	30:40.376	2 Laps	29.901	105.4	14	2:08.980	107.4	
22	32	Escuderia Barcelona		Pablo Tarrero	ESP	RL		Porsche 911 1965	Pre-65	3	13	30:35.705	3 Laps	1 Lap	98.1	11	2:15.374	102.3	
23	26	C.D.E Overcar Team		Jaime González	ESP	RL	Juan F. Sánchez	ESP	BMW 325i E36	L3	10	13	30:54.765	3 Laps	19.060	97.1	4	2:18.540	100.0
No clasificados: (Requerimientos: 75% del número de vueltas del lider = 12 Vueltas)																			
14		Escuderia Barcelona		Antonio Cubero	ESP	RL		Porsche 911 RS 1974	C1	2	10	20:28.326	6 Laps	3 Laps	112.8	10	2:00.759	114.7	
104		A.D. AUT. RACVN		Oscar Abajo	ESP			BMW 325i E36	L3	11	8	16:40.731	8 Laps	2 Laps	110.7	7	2:00.390	115.1	
98		Perfil Bajo CE		Juan Antonio Miranda	ESP			BMW M3 E36 1993	L1	2									
64		Paul Vinches		Yves Balasse	FRA	RL	Paul Vinches	FRA	RL	Renault Spider 2.0	YT1	1							
18		Albert Cosin		Albert Cosin	ESP	RL		ESP	BMW M3 E36 1993	L1	3								
30		Escuderia Madrid Históricos		Enrique J. Garcia	ESP	RL		RL	Simca Abarth 1,3	Pre-65	4								
31		Ignacio Leirana		Ignacio Leirana	ESP				Citroen AX Sport 1988	L3	12								

Vuelta Rápida Jordi Puig en 1:46.355 a 130.3 Km/h en la vuelta 14

Dorsal 110 excluido por no respetar bandera negra según artículo 13.8 RGVC

Publicado a las:.....

Comisarios Deportivos:	Director de Carrera:	Cronometrador:
-------------------------------	-----------------------------	-----------------------

