




Historic Grand Prix Cars

Circuito del Jarama

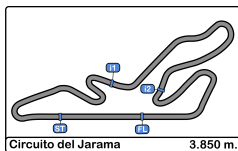
13th – 14th October 2018

Booklet results



Colegio de Cronometradores S.L.

www.cronococa.com




Circuito del Jarama
Historic Grand Prix Cars
Free practice
Resultados Provisionales

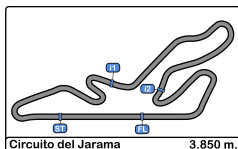


Cls	Nº	Driver	Car	Class	Cls	Laps	Best	Time	Gap	Interval	Km/h
1	40	Joaquin Folch-Rusinol	Lotus 16 365	7a	1	10	10	1:46.879			129.6
2	3	Barry Cannell	Brabham BT11A	12	1	10	10	1:49.454	2.575	2.575	126.6
3	12	Rudi Friedrichs	Cooper T53	7b	1	11	8	1:49.826	2.947	0.372	126.1
4	73	Tom Dark	Cooper T51	7b	2	8	7	1:49.847	2.968	0.021	126.1
5	91	Chris Drake	Cooper T71/73	10	1	11	9	1:51.263	4.384	1.416	124.5
6	2	Rod Jolley	Cooper T45/51	7b	3	11	10	1:51.472	4.593	0.209	124.3
7	31	Guillermo Fierro	Maserati 250F 2523	6	1	8	5	1:52.235	5.356	0.763	123.4
8	14	Richard Wilson	Cooper T51	7b	4	9	9	1:53.782	6.903	1.547	121.8
9	27	Steve Hart (Chris Wilson)	Cooper T51	9	1	9	7	1:54.549	7.670	0.767	120.9
10	248	Klaus Lehr	Maserati 250F CM5	6	2	9	7	1:58.938	12.059	4.389	116.5
11	47	Brian Jolliffe	Cooper T45	9	2	10	10	1:59.979	13.100	1.041	115.5
12	8	Tony Ditheridge	Cooper T45	9	3	10	7	2:01.094	14.215	1.115	114.4
13	30	Julian Bronson	Scarab Offenhauser	8	1	4	3	2:02.245	15.366	1.151	113.3
14	34	John Bussey	Cooper T43	7c	1	10	8	2:02.650	15.771	0.405	113.0
15	19	Paul Grant	Cooper Bristol Mk 2 3/52	5	1	10	7	2:02.963	16.084	0.313	112.7
16	21	Ian Nuthall	Alta F2	5	2	7	4	2:04.113	17.234	1.150	111.6
17	32	Guy Plante	Cooper Bristol	5	3	9	9	2:12.476	25.597	8.363	104.6
18	42	James Willis	Cooper T45	9	4	3	3	2:25.863	38.984	13.387	95.0
19	11	John Gillett	MG K3	1	1	8	8	2:31.731	44.852	5.868	91.3
20	53	Justin Maers	Cooper T53	12	2	1	1	12:02:59	12:01:12	12:00:27	00.0

Published at:.....

Stewards:	Race Director:	Timekeeper: 
------------------	-----------------------	--





Circuito del Jarama
Historic Grand Prix Cars
Free practice



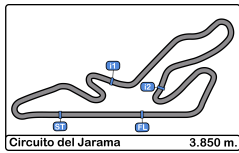
Resultados Provisionales por categoria

Cls	Nº	Driver	Car	Class	Cls	Laps	Best	Time	Gap	Interval	Km/h
1											
1	11	John Gillett	MG K3	1	1	8	8	2:31.731			91.3
10											
1	91	Chris Drake	Cooper T71/73	10	1	11	9	1:51.263			124.5
12											
1	3	Barry Cannell	Brabham BT11A	12	1	10	10	1:49.454			126.6
2	53	Justin Maers	Cooper T53	12	2	1	1	12:02:59	12:01:10	12:01:10	00.0
5											
1	19	Paul Grant	Cooper Bristol Mk 2 3/52	5	1	10	7	2:02.963			112.7
2	21	Ian Nuthall	Alta F2	5	2	7	4	2:04.113	1.150	1.150	111.6
3	32	Guy Plante	Cooper Bristol	5	3	9	9	2:12.476	9.513	8.363	104.6
6											
1	31	Guillermo Fierro	Maserati 250F 2523	6	1	8	5	1:52.235			123.4
2	248	Klaus Lehr	Maserati 250F CM5	6	2	9	7	1:58.938	6.703	6.703	116.5
7a											
1	40	Joaquin Folch-Rusinol	Lotus 16 365	7a	1	10	10	1:46.879			129.6
7b											
1	12	Rudi Friedrichs	Cooper T53	7b	1	11	8	1:49.826			126.1
2	73	Tom Dark	Cooper T51	7b	2	8	7	1:49.847	0.021	0.021	126.1
3	2	Rod Jolley	Cooper T45/51	7b	3	11	10	1:51.472	1.646	1.625	124.3
4	14	Richard Wilson	Cooper T51	7b	4	9	9	1:53.782	3.956	2.310	121.8
7c											
1	34	John Bussey	Cooper T43	7c	1	10	8	2:02.650			113.0
8											
1	30	Julian Bronson	Scarab Offenhauser	8	1	4	3	2:02.245			113.3
9											
1	27	Steve Hart (Chris Wilson)	Cooper T51	9	1	9	7	1:54.549			120.9
2	47	Brian Jolliffe	Cooper T45	9	2	10	10	1:59.979	5.430	5.430	115.5
3	8	Tony Ditheridge	Cooper T45	9	3	10	7	2:01.094	6.545	1.115	114.4
4	42	James Willis	Cooper T45	9	4	3	3	2:25.863	31.314	24.769	95.0

Published at:.....

Stewards:	Race Director:	Timekeeper: 
-----------	----------------	---





Circuito del Jarama
Historic Grand Prix Cars
Free practice
Tiempos Por Vuelta



2

Rod Jolley

7b 12

Rudi Friedrichs

7b

Cooper T45/51

Cooper T53

Lap D	Time	Sector 1	Sector 2	Sector 3	T. Spd	Elapsed	Lap D	Time	Sector 1	Sector 2	Sector 3	T. Spd	Elapsed
1	12:02:24.743	12:01:01.464	46.189	37.090	74.1	12:02:24.743	1	12:02:22.338	12:01:05.395	42.785	34.158	101.7	12:02:22.338
2	2:07.476	49.524	43.259	34.693	154.7	12:04:32.219	2	1:55.741	44.207	39.242	32.292	170.0	12:04:18.079
3	2:02.158	46.000	40.895	35.263	165.8	12:06:34.377	3	1:53.288	43.626	38.050	31.612	166.4	12:06:11.367
4	1:55.193	43.949	39.147	32.097	167.9	12:08:29.570	4	1:53.374	43.929	37.754	31.691	168.7	12:08:04.741
5	1:55.468	44.546	38.445	32.477	173.3	12:10:25.038	5	1:52.371	43.493	37.515	31.363	158.5	12:09:57.112
6	1:53.779	44.277	37.706	31.796	181.5	12:12:18.817	6	1:50.980	42.340	37.091	31.549	177.3	12:11:48.092
7	1:53.425	43.609	37.905	31.911	185.5	12:14:12.242	7	1:51.184	42.931	36.941	31.312	173.0	12:13:39.276
8	1:54.525	43.604	38.900	32.021	180.3	12:16:06.767	8	1:49.826	42.211	36.665	30.950	187.5	12:15:29.102
9	1:53.329	43.689	38.020	31.620	181.2	12:18:00.096	9	1:49.998	42.227	36.809	30.962	182.4	12:17:19.100
10	1:51.472	42.620	37.152	31.700	201.4	12:19:51.568	10	1:50.688	42.168	37.394	31.126	186.5	12:19:09.788
11	1:52.381	42.352	38.157	31.872	206.8	12:21:43.949	11	1:51.019	42.499	37.675	30.845	174.1	12:21:00.807
12		51.854	1:01.663		208.4		12		54.067	45.660		151.4	

3

Barry Cannell

12 14

Richard Wilson

7b

Brabham BT11A

Cooper T51

Lap D	Time	Sector 1	Sector 2	Sector 3	T. Spd	Elapsed	Lap D	Time	Sector 1	Sector 2	Sector 3	T. Spd	Elapsed
1	12:02:49.397	12:01:22.753	50.344	36.300	95.1	12:02:49.397	1	12:02:40.837 P	12:01:11.081	44.015	45.741	104.3	12:02:40.837
2	2:05.479	47.237	46.002	32.240	163.6	12:04:54.876	2	4:24.424	3:08.886	41.035	34.503	96.3	12:07:05.261
3	2:00.242	44.080	42.750	33.412	186.5	12:06:55.118	3	2:01.396	45.960	42.264	33.172	200.3	12:09:06.657
4	1:55.540	44.409	38.746	32.385	180.9	12:08:50.658	4	2:00.095	45.531	41.130	33.434	195.2	12:11:06.752
5	1:53.345	42.986	37.748	32.611	178.2	12:10:44.003	5	1:58.608	45.892	39.729	32.987	183.0	12:13:05.360
6	1:52.947	43.690	37.827	31.430	200.3	12:12:36.950	6	1:55.923	43.584	39.540	32.799	201.8	12:15:01.283
7	1:52.673	42.688	38.516	31.469	213.0	12:14:29.623	7	1:55.364	44.402	38.760	32.202	195.6	12:16:56.647
8	1:52.771	43.784	38.509	30.478	187.8	12:16:22.394	8	1:56.595	45.700	38.904	31.991	199.2	12:18:53.242
9	1:51.485	42.111	38.337	31.037	201.1	12:18:13.879	9	1:53.782	43.116	38.768	31.898	207.2	12:20:47.024
10	1:49.454	41.768	36.912	30.774	209.3	12:20:03.333	10		50.106	51.035		161.4	
11		50.351	48.592		136.7								

8

Tony Ditheridge

9

Paul Grant

5

Cooper T45

Cooper Bristol Mk 2 3/52

Lap D	Time	Sector 1	Sector 2	Sector 3	T. Spd	Elapsed	Lap D	Time	Sector 1	Sector 2	Sector 3	T. Spd	Elapsed
1	12:02:27.777	12:01:02.287	48.607	36.883	77.6	12:02:27.777	1	12:02:30.841	12:01:04.122	48.178	38.541	85.2	12:02:30.841
2	2:07.527	48.790	43.963	34.774	145.3	12:04:35.304	2	2:13.537	50.808	45.557	37.172	149.5	12:04:44.378
3	2:02.996	46.382	42.787	33.827	163.1	12:06:38.300	3	2:11.657	49.918	45.107	36.632	162.8	12:06:56.035
4	2:02.830	46.796	42.393	33.641	159.7	12:08:41.130	4	2:04.973	48.305	42.075	34.593	170.0	12:09:01.008
5	2:14.889	46.341	41.593	46.955	175.0	12:10:56.019	5	2:04.980	47.979	42.031	34.970	173.6	12:11:05.988
6	2:02.772	46.103	42.976	33.693	171.7	12:12:58.791	6	2:04.342	48.174	41.467	34.701	171.7	12:13:10.330
7	2:01.094	46.277	41.420	33.397	172.5	12:14:59.885	7	2:02.963	47.467	41.065	34.431	184.3	12:15:13.293
8	2:01.536	46.580	41.377	33.579	201.4	12:17:01.421	8	2:05.659	48.030	42.428	35.201	167.9	12:17:18.952
9	2:01.875	45.756	42.500	33.619	192.5	12:19:03.296	9	2:06.913	48.082	43.345	35.486	175.0	12:19:25.865
10	2:01.372	46.224	41.968	33.180	174.7	12:21:04.668	10	2:03.907	48.093	41.541	34.273	171.1	12:21:29.772
11		52.695	45.292		160.9		11		59.284	1:12.729		128.7	

11

John Gillett

1

Ian Nuthall

5

MG K3

Alta F2

Lap D	Time	Sector 1	Sector 2	Sector 3	T. Spd	Elapsed	Lap D	Time	Sector 1	Sector 2	Sector 3	T. Spd	Elapsed
1	12:03:01.279	12:01:15.961	59.713	45.605	78.5	12:03:01.279	1	12:02:59.078	12:01:30.829	48.462	39.787	83.5	12:02:59.078
2	2:42.550	1:01.122	56.764	44.664	117.3	12:05:43.829	2	2:21.275	55.693	48.182	37.400	133.3	12:05:20.353
3	2:39.362	1:00.423	54.544	44.395	116.3	12:08:23.191	3	2:14.005	52.383	45.908	35.714	154.7	12:07:34.358
4	2:35.948	58.570	53.703	43.675	131.2	12:10:59.139	4	2:04.113	47.408	41.907	34.798	170.6	12:09:38.471
5	2:34.184	58.430	52.437	43.317	122.7	12:13:33.323	5	2:05.343	47.265	42.231	35.847	166.4	12:11:43.814
6	2:48.210 P	58.288	53.265	56.657	129.0	12:16:21.533	6	2:14.282	51.011	46.617	36.654	156.7	12:13:58.096
7	3:13.913	1:38.391	53.311	42.211	67.5	12:19:35.446	7	2:13.596	50.178	47.047	36.371	155.6	12:16:11.692
8	2:31.731	57.685	52.779	41.267	123.7	12:22:07.177	8		49.771	45.938		157.8	
9		1:00.232	53.645		115.6								

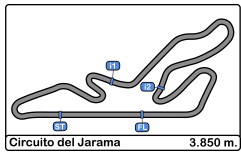
22

Peter Horsman

12

Lotus 18/21





Circuito del Jarama
Historic Grand Prix Cars
Free practice
Tiempos Por Vuelta



Lap D	Time	Sector 1	Sector 2	Sector 3	T. Spd	Elapsed	34		John Bussey	7c
27		Steve Hart (Chris Wilson)				9	Cooper T51		Cooper T43	

Lap D	Time	Sector 1	Sector 2	Sector 3	T. Spd	Elapsed	Lap D	Time	Sector 1	Sector 2	Sector 3	T. Spd	Elapsed
1	12:02:44.740	12:01:28.393	43.087	33.260	116.8	12:02:44.740	1	12:02:31.962	12:01:01.174	53.054	37.734	71.8	12:02:31.962
2	1:58.050	45.590	39.674	32.786	176.7	12:04:42.790	2	2:14.039	51.792	46.248	35.999	131.5	12:04:46.001
3	1:56.324	45.053	39.343	31.928	192.1	12:06:39.114	3	2:11.600	51.036	44.323	36.241	139.8	12:06:57.601
4	1:55.703	44.594	38.561	32.548	194.2	12:08:34.817	4	2:06.577	49.488	42.976	34.113	157.6	12:09:04.178
5	1:56.144	45.104	38.731	32.309	205.3	12:10:30.961	5	2:04.909	47.825	42.686	34.398	166.4	12:11:09.087
6	1:55.148	43.972	38.977	32.199	208.4	12:12:26.109	6	2:03.547	47.866	41.523	34.158	176.1	12:13:12.634
7	1:54.549	43.983	38.632	31.934	204.1	12:14:20.658	7	2:04.348	47.833	41.415	35.100	165.8	12:15:16.982
8	1:56.475	44.561	39.879	32.035	195.6	12:16:17.133	8	2:02.650	47.266	40.947	34.437	172.8	12:17:19.632
9	1:56.709	45.316	39.433	31.960	206.1	12:18:13.842	9	2:07.747	48.288	43.332	36.127	157.4	12:19:27.379
10		44.183	39.098		210.1		10	2:05.666	49.071	41.894	34.701	153.8	12:21:33.045
							11		59.061	1:02.982		116.8	

Lap D	Time	Sector 1	Sector 2	Sector 3	T. Spd	Elapsed	40		Joaquin Folch-Rusinol	7a
30		Julian Bronson				8	Scarab Offenhauser		Lotus 16 365	

Lap D	Time	Sector 1	Sector 2	Sector 3	T. Spd	Elapsed	Lap D	Time	Sector 1	Sector 2	Sector 3	T. Spd	Elapsed
1	12:02:52.715	12:01:26.811	49.796	36.108	107.0	12:02:52.715	1	12:02:17.641	12:01:02.237	43.140	32.264	87.2	12:02:17.641
2	2:04.501	47.295	43.829	33.377	162.6	12:04:57.216	2	1:52.223	43.547	38.256	30.420	182.4	12:04:09.864
3	2:02.245	45.391	42.109	34.745	166.9	12:06:59.461	3	1:49.260	42.152	36.851	30.257	212.1	12:05:59.124
4	2:41.081 P	50.072	58.552	52.457	141.1	12:09:40.542	4	1:49.590	42.104	37.419	30.067	200.0	12:07:48.714
							5	1:48.716	41.968	36.545	30.203	213.0	12:09:37.430
							6	1:48.937	42.480	36.346	30.111	215.5	12:11:26.367
							7	1:49.258	41.788	37.170	30.300	207.6	12:13:15.625
							8	1:47.693	41.983	36.015	29.695	197.8	12:15:03.318
							9	1:48.279	41.682	36.644	29.953	209.3	12:16:51.597
							10	1:46.879	41.439	35.749	29.691	214.2	12:18:38.476
							11		42.723	37.292		167.9	

Lap D	Time	Sector 1	Sector 2	Sector 3	T. Spd	Elapsed	42		James Willis	9
31		Guillermo Fierro				6	Maserati 250F 2523		Cooper T45	

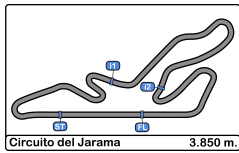
Lap D	Time	Sector 1	Sector 2	Sector 3	T. Spd	Elapsed	Lap D	Time	Sector 1	Sector 2	Sector 3	T. Spd	Elapsed
1	12:02:31.467	12:01:15.731	41.317	34.419	104.0	12:02:31.467	1	12:04:23.254	12:02:53.606	51.155	38.493	77.8	12:04:23.254
2	1:59.156	46.153	40.674	32.329	187.8	12:04:30.623	2	9:16.635	53.706	7:47.919	35.010	127.9	12:13:39.889
3	1:56.021	45.094	38.837	32.090	193.5	12:06:26.644	3	2:25.863 P	47.061	49.378	49.424	161.1	12:16:05.752
4	1:54.396	44.142	38.444	31.810	191.1	12:08:21.040							
5	1:52.235	43.265	37.575	31.395	199.2	12:10:13.275							
6	1:53.662	44.178	37.939	31.545	196.0	12:12:06.937							
7	1:53.135	43.502	38.041	31.592	203.0	12:14:00.072							
8	2:11.862 P	43.403	38.365	50.094	201.4	12:16:11.934							

Lap D	Time	Sector 1	Sector 2	Sector 3	T. Spd	Elapsed	47		Brian Jolliffe	9
32		Guy Plante				5	Cooper Bristol		Cooper T45	

Lap D	Time	Sector 1	Sector 2	Sector 3	T. Spd	Elapsed	Lap D	Time	Sector 1	Sector 2	Sector 3	T. Spd	Elapsed
1	12:02:42.874	12:01:16.099	48.602	38.173	89.0	12:02:42.874	1	12:02:28.395	12:01:03.153	48.792	36.450	79.1	12:02:28.395
2	2:18.829	52.014	49.834	36.981	135.5	12:05:01.703	2	2:07.391	49.183	43.354	34.854	152.9	12:04:35.786
3	2:12.733	50.370	45.808	36.555	142.4	12:07:14.436	3	2:04.837	48.478	42.254	34.105	153.1	12:06:40.623
4	2:15.065	50.908	47.271	36.886	148.1	12:09:29.501	4	2:03.715	46.462	43.031	34.222	178.5	12:08:44.338
5	2:13.776	51.490	46.213	36.073	152.5	12:11:43.277	5	2:04.362	46.614	41.394	36.354	182.4	12:10:48.700
6	2:15.621	52.189	46.834	36.598	137.2	12:13:58.898	6	2:02.696	46.319	42.273	34.104	182.7	12:12:51.396
7	2:13.226	50.058	47.311	35.857	155.6	12:16:12.124	7	2:01.945	46.620	41.419	33.906	174.4	12:14:53.341
8	2:12.908	50.053	46.575	36.280	146.9	12:18:25.032	8	2:00.183	45.962	41.103	33.118	185.2	12:16:53.524
9	2:12.476	49.798	46.327	36.351	148.9	12:20:37.508	9	2:00.691	46.081	40.979	33.631	193.5	12:18:54.215
10		59.151	57.075		117.1		10	1:59.979	45.865	40.642	33.472	189.1	12:20:54.194
							11		57.887	47.664		135.0	

Lap D	Time	Sector 1	Sector 2	Sector 3	T. Spd	Elapsed	53		Justin Maers	12
							Cooper T53			
1	12:02:59.632	12:01:31.436	48.917	39.279	105.5	12:02:59.632				





Circuito del Jarama
 Historic Grand Prix Cars
 Free practice
 Tiempos Por Vuelta



73

Tom Dark

7b

Cooper T51

Lap	D	Time	Sector 1	Sector 2	Sector 3	T. Spd	Elapsed
1		12:02:33.049	12:01:14.291	44.373	34.385	97.0	12:02:33.049
2		2:02.712	48.847	40.660	33.205	163.8	12:04:35.761
3		1:57.103	43.894	40.111	33.098	205.3	12:06:32.864
4		1:55.462	43.885	39.357	32.220	192.5	12:08:28.326
5		1:55.650	43.740	39.218	32.692	181.8	12:10:23.976
6		1:52.048	42.708	37.685	31.655	214.7	12:12:16.024
7		1:49.847	42.118	37.103	30.626	216.0	12:14:05.871
8		2:07.147 P	43.293	37.747	46.107	213.0	12:16:13.018

91

Chris Drake

10

Cooper T71/73

Lap	D	Time	Sector 1	Sector 2	Sector 3	T. Spd	Elapsed
1		12:02:23.455	12:01:04.305	44.326	34.824	80.5	12:02:23.455
2		1:57.044	45.148	39.508	32.388	187.1	12:04:20.499
3		1:54.976	43.989	38.631	32.356	180.3	12:06:15.475
4		1:54.947	43.800	38.915	32.232	186.5	12:08:10.422
5		1:57.797	46.257	39.468	32.072	212.5	12:10:08.219
6		1:53.258	43.336	38.409	31.513	191.4	12:12:01.477
7		1:53.269	43.199	38.445	31.625	197.8	12:13:54.746
8		1:53.704	43.103	38.855	31.746	192.8	12:15:48.450
9		1:51.263	42.520	37.822	30.921	208.0	12:17:39.713
10		1:51.661	42.307	37.739	31.615	215.1	12:19:31.374
11		1:53.389	43.195	38.309	31.885	191.4	12:21:24.763
12			53.543	55.268		152.3	

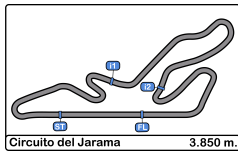
248

Klaus Lehr

6

Maserati 250F CM5

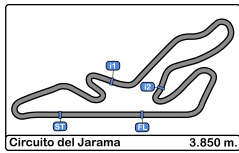
Lap	D	Time	Sector 1	Sector 2	Sector 3	T. Spd	Elapsed
1		12:02:45.804	12:01:22.964	48.179	34.661	89.6	12:02:45.804
2		2:06.092	49.344	43.279	33.469	153.1	12:04:51.896
3		2:04.374	46.323	44.282	33.769	173.9	12:06:56.270
4		1:59.920	45.862	41.222	32.836	178.5	12:08:56.190
5		2:01.860	45.228	42.252	34.380	172.5	12:10:58.050
6		2:01.302	46.066	41.708	33.528	174.7	12:12:59.352
7		1:58.938	44.995	40.995	32.948	180.9	12:14:58.290
8		2:00.675	45.629	42.327	32.719	178.8	12:16:58.965
9		1:59.496	45.353	40.644	33.499	174.1	12:18:58.461
10			46.937	48.945		180.3	



Circuito del Jarama
Historic Grand Prix Cars
Free practice
Mejores Sectores



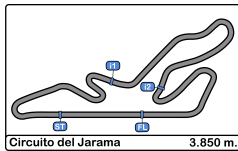
Sector - 1				Sector - 2				Sector - 3				Ideal Lap vs Best Lap			
Clas	Nº	Driver	Time	Nº	Driver	Time	Nº	Driver	Time	Clas	Nº	Driver	Ideal Lap	Best Lap	Clas
1	40	Joaquin Folch-Rusinol	41.439	40	Joaquin Folch-Rusinol	35.749	40	Joaquin Folch-Rusinol	29.691	1	40	Joaquin Folch-Rusinol	1:46.879	1:46.879	1
2	3	Barry Cannell	41.768	12	Rudi Friedrichs	36.665	3	Barry Cannell	30.478	2	3	Barry Cannell	1:49.158	1:49.454	2
3	73	Tom Dark	42.118	3	Barry Cannell	36.912	73	Tom Dark	30.626	3	12	Rudi Friedrichs	1:49.678	1:49.826	3
4	12	Rudi Friedrichs	42.168	73	Tom Dark	37.103	12	Rudi Friedrichs	30.845	4	73	Tom Dark	1:49.847	1:49.847	4
5	91	Chris Drake	42.307	2	Rod Jolley	37.152	91	Chris Drake	30.921	5	91	Chris Drake	1:50.967	1:51.263	5
6	2	Rod Jolley	42.352	31	Guillermo Fierro	37.575	31	Guillermo Fierro	31.395	6	2	Rod Jolley	1:51.124	1:51.472	6
7	14	Richard Wilson	43.116	91	Chris Drake	37.739	2	Rod Jolley	31.620	7	31	Guillermo Fierro	1:52.235	1:52.235	7
8	31	Guillermo Fierro	43.265	27	Steve Hart (Chris	38.561	14	Richard Wilson	31.898	8	14	Richard Wilson	1:53.774	1:53.782	8
9	27	Steve Hart (Chris	43.972	14	Richard Wilson	38.760	27	Steve Hart (Chris	31.928	9	27	Steve Hart (Chris	1:54.461	1:54.549	9
10	24	Klaus Lehr	44.995	47	Brian Jolliffe	40.642	248	Klaus Lehr	32.719	10	248	Klaus Lehr	1:58.358	1:58.938	10
11	30	Julian Bronson	45.391	248	Klaus Lehr	40.644	47	Brian Jolliffe	33.118	11	47	Brian Jolliffe	1:59.625	1:59.979	11
12	8	Tony Ditheridge	45.756	34	John Bussey	40.947	8	Tony Ditheridge	33.180	12	8	Tony Ditheridge	2:00.313	2:01.094	12
13	47	Brian Jolliffe	45.865	19	Paul Grant	41.065	30	Julian Bronson	33.377	13	30	Julian Bronson	2:00.877	2:02.245	13
14	42	James Willis	47.061	8	Tony Ditheridge	41.377	34	John Bussey	34.113	14	34	John Bussey	2:02.326	2:02.650	14
15	21	Ian Nuthall	47.265	21	Ian Nuthall	41.907	19	Paul Grant	34.273	15	19	Paul Grant	2:02.805	2:02.963	15
16	34	John Bussey	47.266	30	Julian Bronson	42.109	21	Ian Nuthall	34.798	16	21	Ian Nuthall	2:03.970	2:04.113	16
17	19	Paul Grant	47.467	32	Guy Plante	45.808	42	James Willis	35.010	17	42	James Willis	2:11.449	2:25.863	18
18	32	Guy Plante	49.798	53	Justin Maeers	48.917	32	Guy Plante	35.857	18	32	Guy Plante	2:11.463	2:12.476	17
19	11	John Gillett	57.685	42	James Willis	49.378	53	Justin Maeers	39.279	19	11	John Gillett	2:31.389	2:31.731	19
20	53	Justin Maeers	Transpo	11	John Gillett	52.437	11	John Gillett	41.267	20	53	Justin Maeers	Transpo	Transpo	20
21	22	Peter Horsman	Transpo	22	Peter Horsman	Transpo	22	Peter Horsman	Transpo	21	22	Peter Horsman	Transpo	Transpo	21



Circuito del Jarama
Historic Grand Prix Cars
Free practice
5 Mejores Tiempos



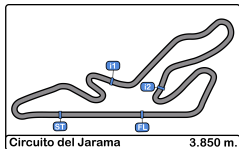
Cls	Nº	Driver	Car	Class	Best 1		Best 2		Best 3		Best 4		Best 5	
					Time	Lap	Time	Lap	Time	Lap	Time	Lap	Time	Lap
1	40	Joaquin Folch-Rusinol	Lotus 16 365	7a	1:46.879	10	1:47.693	8	1:48.279	9	1:48.716	5	1:48.937	6
2	3	Barry Cannell	Brabham BT11	12	1:49.454	10	1:51.485	9	1:52.673	7	1:52.771	8	1:52.947	6
3	12	Rudi Friedrichs	Cooper T53	7b	1:49.826	8	1:49.998	9	1:50.688	10	1:50.980	6	1:51.019	11
4	73	Tom Dark	Cooper T51	7b	1:49.847	7	1:52.048	6	1:55.462	4	1:55.650	5	1:57.103	3
5	91	Chris Drake	Cooper T71/73	10	1:51.263	9	1:51.661	10	1:53.258	6	1:53.269	7	1:53.389	11
6	2	Rod Jolley	Cooper T45/51	7b	1:51.472	10	1:52.381	11	1:53.329	9	1:53.425	7	1:53.779	6
7	31	Guillermo Fierro	Maserati 250F	6	1:52.235	5	1:53.135	7	1:53.662	6	1:54.396	4	1:56.021	3
8	14	Richard Wilson	Cooper T51	7b	1:53.782	9	1:55.364	7	1:55.923	6	1:56.595	8	1:58.608	5
9	27	Steve Hart (Chris Wilson)	Cooper T51	9	1:54.549	7	1:55.148	6	1:55.703	4	1:56.144	5	1:56.324	3
10	24	Klaus Lehr	Maserati 250F	6	1:58.938	7	1:59.496	9	1:59.920	4	2:00.675	8	2:01.302	6
11	47	Brian Jolliffe	Cooper T45	9	1:59.979	10	2:00.183	8	2:00.691	9	2:01.945	7	2:02.696	6
12	8	Tony Ditheridge	Cooper T45	9	2:01.094	7	2:01.372	10	2:01.536	8	2:01.875	9	2:02.772	6
13	30	Julian Bronson	Scarab Offenh	8	2:02.245	3	2:04.501	2	2:41.081	4				
14	34	John Bussey	Cooper T43	7c	2:02.650	8	2:03.547	6	2:04.348	7	2:04.909	5	2:05.666	10
15	19	Paul Grant	Cooper Bristol	5	2:02.963	7	2:03.907	10	2:04.342	6	2:04.973	4	2:04.980	5
16	21	Ian Nuthall	Alta F2	5	2:04.113	4	2:05.343	5	2:13.596	7	2:14.005	3	2:14.282	6
17	32	Guy Plante	Cooper Bristol	5	2:12.476	9	2:12.733	3	2:12.908	8	2:13.226	7	2:13.776	5
18	42	James Willis	Cooper T45	9	2:25.863	3	9:16.635	2						
19	11	John Gillett	MG K3	1	2:31.731	8	2:34.184	5	2:35.948	4	2:39.362	3	2:42.550	2
20	22	Peter Horsman	Lotus 18/21	12										
21	53	Justin Maeers	Cooper T53	12										



Circuito del Jarama
 Historic Grand Prix Cars
 Free practice
 5 Mejores Velocidades



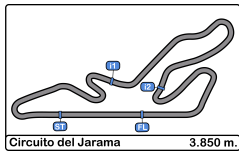
Cls	Nº	Driver	Car	Class	Top 1		Top 2		Top 3		Top 4		Top 5		Avg
					Km/h	Lap	Km/h	Lap	Km/h	Lap	Km/h	Lap	Km/h	Lap	
1	73	Tom Dark	Cooper T51	7b	216.0	7	214.7	6	213.0	8	205.3	3	192.5	4	208.3
2	40	Joaquin Folch-Rusinol	Lotus 16 365	7a	215.5	6	214.2	10	213.0	5	212.1	3	209.3	9	212.8
3	91	Chris Drake	Cooper T71/73	10	215.1	10	212.5	5	208.0	9	197.8	7	192.8	8	205.2
4	3	Barry Cannell	Brabham BT11	12	213.0	7	209.3	10	201.1	9	200.3	6	187.8	8	202.3
5	27	Steve Hart (Chris Wilson)	Cooper T51	9	210.1	10	208.4	6	206.1	9	205.3	5	204.1	7	206.8
6	2	Rod Jolley	Cooper T45/51	7b	208.4	12	206.8	11	201.4	10	185.5	7	181.5	6	196.7
7	14	Richard Wilson	Cooper T51	7b	207.2	9	201.8	6	200.3	3	199.2	8	195.6	7	200.8
8	31	Guillermo Fierro	Maserati 250F	6	203.0	7	201.4	8	199.2	5	196.0	6	193.5	3	198.6
9	8	Tony Ditheridge	Cooper T45	9	201.4	8	192.5	9	175.0	5	174.7	10	172.5	7	183.2
10	47	Brian Jolliffe	Cooper T45	9	193.5	9	189.1	10	185.2	8	182.7	6	182.4	5	186.6
11	12	Rudi Friedrichs	Cooper T53	7b	187.5	8	186.5	10	182.4	9	177.3	6	174.1	11	181.5
12	19	Paul Grant	Cooper Bristol	5	184.3	7	175.0	9	173.6	5	171.7	6	171.1	10	175.1
13	24	Klaus Lehr	Maserati 250F	6	180.9	7	180.3	10	178.8	8	178.5	4	174.7	6	178.6
14	34	John Bussey	Cooper T43	7c	176.1	6	172.8	8	166.4	5	165.8	7	157.6	4	167.7
15	21	Ian Nuthall	Alta F2	5	170.6	4	166.4	5	157.8	8	156.7	6	155.6	7	161.4
16	30	Julian Bronson	Scarab Offen	8	166.9	3	162.6	2	141.1	4	107.0	1			144.4
17	53	Justin Maeers	Cooper T53	12	162.1	2	105.5	1							133.8
18	42	James Willis	Cooper T45	9	161.1	3	127.9	2	77.8	1					122.3
19	32	Guy Plante	Cooper Bristol	5	155.6	7	152.5	5	148.9	9	148.1	4	146.9	8	150.4
20	11	John Gillett	MG K3	1	131.2	4	129.0	6	123.7	8	122.7	5	117.3	2	124.8
21	22	Peter Horsman	Lotus 18/21	12	94.7	1									94.7



Circuito del Jarama
Historic Grand Prix Cars
Free practice
Secuencia Vueltas Rápidas



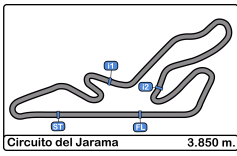
Lap	Time of Day	Session Time	Nº	Driver	Car	Class	Time	Km/h
2	14:04:09.864	2:04:09.864	40	Joaquin Folch-Rusinol	Lotus 16 365	7a	1:52.223	123.5
3	14:05:59.124	2:05:59.124	40	Joaquin Folch-Rusinol	Lotus 16 365	7a	1:49.260	126.8
5	14:09:37.430	2:09:37.430	40	Joaquin Folch-Rusinol	Lotus 16 365	7a	1:48.716	127.4
8	14:15:03.318	2:15:03.318	40	Joaquin Folch-Rusinol	Lotus 16 365	7a	1:47.693	128.6
10	14:18:38.476	2:18:38.476	40	Joaquin Folch-Rusinol	Lotus 16 365	7a	1:46.879	129.6



Circuito del Jarama
Historic Grand Prix Cars
Free practice
Mejor Maxima Velocidad del Evento



Nº	Driver	Car	Class	Km/h	Session
73	Tom Dark	Cooper T51	7b	216.0	Free practice
40	Joaquin Folch-Rusinol	Lotus 16 365	7a	215.5	Free practice
91	Chris Drake	Cooper T71/73	10	215.1	Free practice
3	Barry Cannell	Brabham BT11A	12	213.0	Free practice
27	Steve Hart (Chris Wilson)	Cooper T51	9	210.1	Free practice
2	Rod Jolley	Cooper T45/51	7b	208.4	Free practice
14	Richard Wilson	Cooper T51	7b	207.2	Free practice
31	Guillermo Fierro	Maserati 250F 2523	6	203.0	Free practice
8	Tony Ditheridge	Cooper T45	9	201.4	Free practice
47	Brian Jolliffe	Cooper T45	9	193.5	Free practice
12	Rudi Friedrichs	Cooper T53	7b	187.5	Free practice
19	Paul Grant	Cooper Bristol Mk 2 3/52	5	184.3	Free practice
248	Klaus Lehr	Maserati 250F CM5	6	180.9	Free practice
34	John Bussey	Cooper T43	7c	176.1	Free practice
21	Ian Nuthall	Alta F2	5	170.6	Free practice
30	Julian Bronson	Scarab Offenhauser	8	166.9	Free practice
53	Justin Maeers	Cooper T53	12	162.1	Free practice
42	James Willis	Cooper T45	9	161.1	Free practice
32	Guy Plante	Cooper Bristol	5	155.6	Free practice
11	John Gillett	MG K3	1	131.2	Free practice
22	Peter Horsman	Lotus 18/21	12	94.7	Free practice



Circuito del Jarama
Historic Grand Prix Cars
Free practice
Tiempos Parada en Pit



11

John Gillett

1

MG K3

MG K3

Nr.	In Day Time	In Time	Out Time	Pit Time	T. Pit Time	Handicap	Penalty
1	12:16:21.533	12:16:21.533	12:17:05.343	43.810	43.810		

14

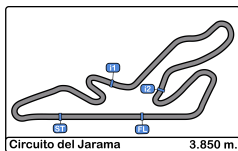
Richard Wilson

7b

Cooper T51

Cooper T51

Nr.	In Day Time	In Time	Out Time	Pit Time	T. Pit Time	Handicap	Penalty
1	12:02:40.837	12:02:40.837	12:05:06.595	2:25.758	2:25.758		




Circuito del Jarama
Historic Grand Prix Cars
Qualifying
Resultados Provisionales

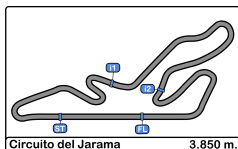


Cls	Nº	Driver	Car	Class	Cls	Laps	Best	Time	Gap	Interval	Km/h
1	22	Peter Horsman	Lotus 18/21	12	1	14	14	1:47.062			129.4
2	40	Joaquin Folch-Rusinol	Lotus 16 365	7a	1	10	6	1:47.613	0.551	0.551	128.7
3	73	Tom Dark	Cooper T51	7b	1	11	5	1:48.259	1.197	0.646	128.0
4	91	Chris Drake	Cooper T71/73	10	1	9	4	1:48.768	1.706	0.509	127.4
5	3	Barry Cannell	Brabham BT11A	12	2	13	9	1:48.979	1.917	0.211	127.1
6	2	Rod Jolley	Cooper T45/51	7b	2	13	5	1:49.489	2.427	0.510	126.5
7	12	Rudi Friedrichs	Cooper T53	7b	3	12	8	1:50.498	3.436	1.009	125.4
8	14	Richard Wilson	Cooper T51	7b	4	13	13	1:51.526	4.464	1.028	124.2
9	31	Guillermo Fierro	Maserati 250F 2523	6	1	9	6	1:52.232	5.170	0.706	123.4
10	42	James Willis	Cooper T45	9	1	11	5	1:53.247	6.185	1.015	122.3
11	27	Steve Hart (Chris Wilson)	Cooper T51	9	2	9	4	1:56.896	9.834	3.649	118.5
12	248	Klaus Lehr	Maserati 250F CM5	6	2	10	6	1:57.004	9.942	0.108	118.4
13	47	Brian Jolliffe	Cooper T45	9	3	10	3	1:58.670	11.608	1.666	116.7
14	8	Tony Ditheridge	Cooper T45	9	4	9	4	1:59.610	12.548	0.940	115.8
15	21	Ian Nuthall	Alta F2	5	1	8	6	2:00.198	13.136	0.588	115.3
16	19	Paul Grant	Cooper Bristol Mk 2 3/52	5	2	12	8	2:01.886	14.824	1.688	113.7
17	34	John Bussey	Cooper T43	7c	1	12	8	2:02.674	15.612	0.788	112.9
18	32	Guy Plante	Cooper Bristol	5	3	11	11	2:09.864	22.802	7.190	106.7
19	30	Julian Bronson	Scarab Offenhauser	8	1	2	2	2:27.057	39.995	17.193	94.2
20	11	John Gillett	MG K3	1	1	10	7	2:29.786	42.724	2.729	92.5
21	53	Justin Maers	Cooper T53	12	3	1	1	16:40:34	16:38:46	16:38:04	00.0

Published at:.....

Stewards:	Race Director:	Timekeeper: 
------------------	-----------------------	--






Circuito del Jarama
Historic Grand Prix Cars
Qualifying



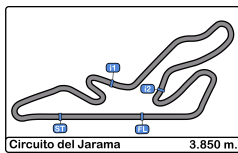
Resultados Provisionales por categoria

Cls	Nº	Driver	Car	Class	Cls	Laps	Best	Time	Gap	Interval	Km/h
1											
1	11	John Gillett	MG K3	1	1	10	7	2:29.786			92.5
10											
1	91	Chris Drake	Cooper T71/73	10	1	9	4	1:48.768			127.4
12											
1	22	Peter Horsman	Lotus 18/21	12	1	14	14	1:47.062			129.4
2	3	Barry Cannell	Brabham BT11A	12	2	13	9	1:48.979	1.917	1.917	127.1
3	53	Justin Maeers	Cooper T53	12	3	1	1	16:40:34	16:38:46	16:38:45	00.0
5											
1	21	Ian Nuthall	Alta F2	5	1	8	6	2:00.198			115.3
2	19	Paul Grant	Cooper Bristol Mk 2 3/52	5	2	12	8	2:01.886	1.688	1.688	113.7
3	32	Guy Plante	Cooper Bristol	5	3	11	11	2:09.864	9.666	7.978	106.7
6											
1	31	Guillermo Fierro	Maserati 250F 2523	6	1	9	6	1:52.232			123.4
2	248	Klaus Lehr	Maserati 250F CM5	6	2	10	6	1:57.004	4.772	4.772	118.4
7a											
1	40	Joaquin Folch-Rusinol	Lotus 16 365	7a	1	10	6	1:47.613			128.7
7b											
1	73	Tom Dark	Cooper T51	7b	1	11	5	1:48.259			128.0
2	2	Rod Jolley	Cooper T45/51	7b	2	13	5	1:49.489	1.230	1.230	126.5
3	12	Rudi Friedrichs	Cooper T53	7b	3	12	8	1:50.498	2.239	1.009	125.4
4	14	Richard Wilson	Cooper T51	7b	4	13	13	1:51.526	3.267	1.028	124.2
7c											
1	34	John Bussey	Cooper T43	7c	1	12	8	2:02.674			112.9
8											
1	30	Julian Bronson	Scarab Offenhauser	8	1	2	2	2:27.057			94.2
9											
1	42	James Willis	Cooper T45	9	1	11	5	1:53.247			122.3
2	27	Steve Hart (Chris Wilson)	Cooper T51	9	2	9	4	1:56.896	3.649	3.649	118.5
3	47	Brian Jolliffe	Cooper T45	9	3	10	3	1:58.670	5.423	1.774	116.7
4	8	Tony Ditheridge	Cooper T45	9	4	9	4	1:59.610	6.363	0.940	115.8

Published at:.....

Stewards:	Race Director:	Timekeeper: 
-----------	----------------	---





Circuito del Jarama
 Historic Grand Prix Cars
 Qualifying
 Tiempos Por Vuelta



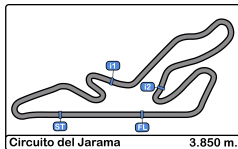
2 Rod Jolley 7b 11 John Gillett 1
 Cooper T45/51 MG K3

Lap D	Time	Sector 1	Sector 2	Sector 3	T. Spd	Elapsed	Lap D	Time	Sector 1	Sector 2	Sector 3	T. Spd	Elapsed
1	16:17:53.231	16:16:40.826	40.199	32.206	85.3	16:17:53.231	1	16:18:34.235	16:16:54.515	55.713	44.007	80.4	16:18:34.235
2	1:56.549	47.238	37.389	31.922	191.1	16:19:49.780	2	2:31.518	57.837	51.126	42.555	135.5	16:21:05.753
3	1:50.513	42.597	36.864	31.052	198.5	16:21:40.293	3	2:31.335	55.863	51.860	43.612	142.8	16:23:37.088
4	1:51.185	42.300	36.749	32.136	203.0	16:23:31.478	4	2:30.625	56.784	51.573	42.268	134.1	16:26:07.713
5	1:49.489	42.146	36.622	30.721	201.8	16:25:20.967	5	2:31.488	57.353	51.985	42.150	137.4	16:28:39.201
6	1:50.275	41.892	37.140	31.243	210.5	16:27:11.242	6	2:30.866	56.487	52.628	41.751	132.5	16:31:10.067
7	1:52.073	42.215	37.418	32.440	202.6	16:29:03.315	7	2:29.786	56.114	51.248	42.424	140.9	16:33:39.853
8	1:51.175	42.629	37.498	31.048	200.0	16:30:54.490	8	2:30.034	56.035	52.772	41.227	135.3	16:36:09.887
9	1:50.252	42.303	36.778	31.171	207.2	16:32:44.742	9	2:30.661	55.941	52.056	42.664	134.8	16:38:40.548
10	1:51.756	43.651	36.788	31.317	168.2	16:34:36.498	10	2:31.631	57.228	52.802	41.601	128.2	16:41:12.179
11	1:56.235	44.634	39.842	31.759	165.3	16:36:32.733	11		1:03.522	59.140		110.8	
12	1:54.164	44.105	38.511	31.548	173.0	16:38:26.897	12 Rudi Friedrichs 7b						
13	1:59.650	47.067	41.279	31.304	150.0	16:40:26.547	Cooper T53						
14	47.841	47.074		207.6									

3 Barry Cannell 12
 Brabham BT11A

Lap D	Time	Sector 1	Sector 2	Sector 3	T. Spd	Elapsed	Lap D	Time	Sector 1	Sector 2	Sector 3	T. Spd	Elapsed
1	16:17:45.386	16:16:27.708	44.111	33.567	106.9	16:17:45.386	1	16:17:24.222	16:16:14.996	37.964	31.262	98.9	16:17:24.222
2	1:56.140	45.828	38.527	31.785	170.3	16:19:41.526	2	1:50.614	41.879	37.266	31.469	192.5	16:19:14.836
3	1:51.512	42.355	37.849	31.308	216.4	16:21:33.038	3	1:51.385	42.543	37.263	31.579	186.8	16:21:06.221
4	1:52.421	42.286	38.601	31.534	206.1	16:23:25.459	4	1:52.530	43.523	37.616	31.391	180.3	16:22:58.751
5	1:49.343	41.786	37.121	30.436	211.3	16:25:14.802	5	1:52.284	43.355	37.616	31.313	186.5	16:24:51.035
6	1:49.238	41.148	37.302	30.788	218.6	16:27:04.040	6	1:51.710	42.871	37.450	31.389	177.0	16:26:42.745
7	1:49.818	41.448	37.448	30.922	205.3	16:28:53.858	7	1:51.315	42.321	37.828	31.166	182.1	16:28:34.060
8	1:50.543	42.358	37.406	30.779	204.9	16:30:44.401	8	1:50.498	42.303	37.212	30.983	186.5	16:30:24.558
9	1:48.979	41.895	36.827	30.257	206.8	16:32:33.380	9	1:51.188	42.022	38.096	31.070	191.8	16:32:15.746
10	1:49.799	41.297	37.924	30.578	213.0	16:34:23.179	10	1:50.771	42.816	36.898	31.057	164.6	16:34:06.517
11	1:49.199	41.923	36.828	30.448	206.8	16:36:12.378	11	1:51.395	42.799	37.098	31.498	174.7	16:35:57.912
12	1:49.332	42.274	36.823	30.235	185.2	16:38:01.710	12	1:52.298	41.888	38.367	32.043	185.8	16:37:50.210
13	1:49.985	42.781	36.664	30.540	194.2	16:39:51.695	13		43.883	39.041		169.5	
14	43.913	37.151		190.1			14 Richard Wilson 7b						
							Cooper T51						
Lap D	Time	Sector 1	Sector 2	Sector 3	T. Spd	Elapsed	Lap D	Time	Sector 1	Sector 2	Sector 3	T. Spd	Elapsed
1	16:17:19.981	16:16:08.685	46.458	34.466	90.3	16:18:04.910	1	16:17:19.981	16:16:08.685	39.363	31.933	95.4	16:17:19.981
2	2:05.870	49.070	42.909	33.891	150.2	16:20:10.780	2	1:59.658	43.124	45.022	31.512	199.6	16:19:19.639
3	2:02.025	45.655	42.595	33.775	186.5	16:22:12.805	3	1:53.129	43.178	38.249	31.702	206.1	16:21:12.768
4	1:59.610	45.627	40.924	33.059	179.4	16:24:12.415	4	1:54.655	44.488	38.414	31.753	204.9	16:23:07.423
5	2:00.205	45.362	41.582	33.261	181.5	16:26:12.620	5	1:52.584	42.646	38.610	31.328	204.1	16:25:00.007
6	1:59.861	45.753	40.888	33.220	183.6	16:28:12.481	6	1:52.610	42.539	38.598	31.473	209.3	16:26:52.617
7	2:07.589	50.362	42.301	34.926	185.8	16:30:20.070	7	1:51.844	42.600	37.778	31.466	209.7	16:28:44.461
8	2:01.160	45.919	41.326	33.915	167.1	16:32:21.230	8	1:51.653	43.088	37.466	31.099	187.1	16:30:36.114
9	2:18.995 P	48.402	42.566	48.027	135.3	16:34:40.225	9	1:51.784	42.406	37.366	32.012	201.4	16:32:27.898
							10	1:57.720	46.122	39.431	32.167	192.1	16:34:25.618
							11	1:53.176	43.842	37.821	31.513	212.5	16:36:18.794
							12	1:52.047	42.937	37.793	31.317	196.0	16:38:10.841
							13	1:51.526	42.814	37.592	31.120	179.7	16:40:02.367
							14		49.935	47.997		162.1	

8 Tony Ditheridge 9
 Cooper T45



Circuito del Jarama
Historic Grand Prix Cars
Qualifying
Tiempos Por Vuelta



19

Paul Grant

5 27

Steve Hart (Chris Wilson)

9

Cooper Bristol Mk 2 3/52

Cooper T51

Lap	D	Time	Sector 1	Sector 2	Sector 3	T. Spd	Elapsed	Lap	D	Time	Sector 1	Sector 2	Sector 3	T. Spd	Elapsed
1		16:17:43.606	16:16:24.725	43.657	35.224	75.8	16:17:43.606	1		16:17:51.624	16:16:36.351	41.909	33.364	84.5	16:17:51.624
2		2:04.138	47.740	41.823	34.575	175.6	16:19:47.744	2		1:57.789	45.390	39.271	33.128	204.5	16:19:49.413
3		2:02.611	47.257	41.229	34.125	182.4	16:21:50.355	3		1:58.851	46.095	39.957	32.799	191.8	16:21:48.264
4		2:03.188	47.431	41.297	34.460	164.3	16:23:53.543	4		1:56.896	45.238	38.718	32.940	207.2	16:23:45.160
5		2:03.800	47.510	42.271	34.019	169.2	16:25:57.343	5		1:57.160	45.210	38.818	33.132	207.2	16:25:42.320
6		2:03.011	47.474	41.507	34.030	168.7	16:28:00.354	6		1:57.399	45.849	38.465	33.085	196.3	16:27:39.719
7		2:03.530	47.009	42.058	34.463	178.5	16:30:03.884	7		1:59.861	46.162	40.016	33.683	202.6	16:29:39.580
8		2:01.886	47.014	40.687	34.185	185.5	16:32:05.770	8		2:00.609	46.915	39.656	34.038	196.3	16:31:40.189
9		2:03.298	48.174	40.935	34.189	155.3	16:34:09.068	9		2:00.413	47.180	39.359	33.874	191.4	16:33:40.602
10		2:03.504	48.113	41.209	34.182	165.1	16:36:12.572	30 Julian Bronson							8
11		2:06.397	49.102	42.199	35.096	144.3	16:38:18.969								8
12		2:14.118	52.411	45.325	36.382	129.4	16:40:33.087								Scarab Offenhauser
13		1:02.239	55.321		93.1			Lap	D	Time	Sector 1	Sector 2	Sector 3	T. Spd	Elapsed
								1		16:18:02.855	16:16:46.269	43.302	33.284	80.0	16:18:02.855
								2		2:27.057 P	48.886	50.467	47.704	154.7	16:20:29.912

21

Ian Nuthall

5

Alta F2

Lap	D	Time	Sector 1	Sector 2	Sector 3	T. Spd	Elapsed	Lap	D	Time	Sector 1	Sector 2	Sector 3	T. Spd	Elapsed
1		16:17:45.369	16:16:26.746	43.476	35.147	84.9	16:17:45.369	31 Guillermo Fierro							6
2		2:07.255	48.169	42.331	36.755	158.3	16:19:52.624								Maserati 250F 2523
3		2:00.792	46.671	40.349	33.772	185.2	16:21:53.416	Lap	D	Time	Sector 1	Sector 2	Sector 3	T. Spd	Elapsed
4		2:00.670	46.331	40.495	33.844	188.4	16:23:54.086	1		16:17:33.794	16:16:22.444	39.314	32.036	98.1	16:17:33.794
5		2:08.720	48.442	44.458	35.820	160.0	16:26:02.806	2		1:54.179	43.593	38.734	31.852	189.8	16:19:27.973
6		2:00.198	46.540	40.414	33.244	188.4	16:28:03.004	3		1:53.603	43.633	38.132	31.838	190.1	16:21:21.576
7		2:07.644	47.897	44.143	35.604	173.9	16:30:10.648	4		1:53.658	43.600	38.338	31.720	196.0	16:23:15.234
8		2:21.046 P	49.227	44.946	46.873	166.9	16:32:31.694	5		1:52.974	43.277	38.008	31.689	200.7	16:25:08.208
								6		1:52.232	43.474	37.367	31.391	198.5	16:27:00.440
								7		2:02.813 P	43.664	37.607	41.542	198.8	16:29:03.253
								8		4:49.155	3:36.771	40.955	31.429	95.9	16:33:52.408
								9		1:52.844	43.596	37.761	31.487	206.1	16:35:45.252
								10			46.824	39.808		138.4	

22

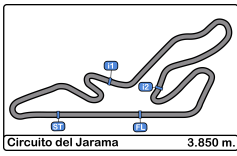
Peter Horsman

12

Lotus 18/21

Lap	D	Time	Sector 1	Sector 2	Sector 3	T. Spd	Elapsed	Lap	D	Time	Sector 1	Sector 2	Sector 3	T. Spd	Elapsed
1		16:17:15.823	16:16:05.694	38.751	31.378	103.1	16:17:15.823	32 Guy Plante							5
2		1:49.729	41.713	36.600	31.416	211.3	16:19:05.552								Cooper Bristol
3		1:50.303	42.065	37.095	31.143	222.6	16:20:55.855	Lap	D	Time	Sector 1	Sector 2	Sector 3	T. Spd	Elapsed
4		1:48.630	41.808	36.309	30.513	200.0	16:22:44.485	1		16:17:51.548	16:16:28.584	46.933	36.031	103.3	16:17:51.548
5		1:47.853	41.165	35.796	30.892	208.0	16:24:32.338	2		2:16.687	50.375	49.948	36.364	176.1	16:20:08.235
6		1:47.747	41.348	35.909	30.490	207.6	16:26:20.085	3		2:10.491	49.823	45.030	35.638	158.8	16:22:18.726
7		1:47.834	41.491	36.333	30.010	231.7	16:28:07.919	4		2:10.922	48.910	45.305	36.707	159.5	16:24:29.648
8		1:49.073	41.345	37.961	29.767	212.1	16:29:56.992	5		2:10.037	49.885	44.676	35.476	157.6	16:26:39.685
9		1:48.824	41.266	37.074	30.484	218.6	16:31:45.816	6		2:11.725	50.155	45.481	36.089	151.6	16:28:51.410
10		1:48.084	41.537	35.950	30.597	222.2	16:33:33.900	7		2:11.514	50.038	45.325	36.151	143.4	16:31:02.924
11		1:52.080	42.394	38.648	31.038	201.4	16:35:25.980	8		2:10.173	49.737	45.169	35.267	165.3	16:33:13.097
12		1:47.873	41.992	35.495	30.386	190.4	16:37:13.853	9		2:30.595	56.223	57.254	37.118	121.3	16:35:43.692
13		1:47.701	41.428	36.046	30.227	201.1	16:39:01.554	10		2:12.946	51.296	46.321	35.329	130.5	16:37:56.638
14		1:47.062	41.168	35.668	30.226	217.7	16:40:48.616	11		2:09.864	49.929	44.840	35.095	145.9	16:40:06.502
15		55.745	57.037		156.2			12			55.523	50.980		127.8	





Circuito del Jarama
Historic Grand Prix Cars
Qualifying
Tiempos Por Vuelta



34

John Bussey

7c **47**

Brian Jolliffe

9

Cooper T43

Cooper T45

Lap D	Time	Sector 1	Sector 2	Sector 3	T. Spd	Elapsed	Lap D	Time	Sector 1	Sector 2	Sector 3	T. Spd	Elapsed
1	16:17:55.310	16:16:36.066	42.703	36.541	84.3	16:17:55.310	1	16:17:48.658	16:16:29.388	45.140	34.130	93.4	16:17:48.658
2	2:08.777	51.188	43.398	34.191	163.1	16:20:04.087	2	2:07.505	53.231	40.487	33.787	177.6	16:19:56.163
3	2:03.776	47.334	41.429	35.013	159.0	16:22:07.863	3	1:58.670	45.848	39.944	32.878	177.6	16:21:54.833
4	2:03.256	47.861	40.983	34.412	151.6	16:24:11.119	4	1:59.182	45.682	40.642	32.858	186.8	16:23:54.015
5	2:03.904	48.129	41.680	34.095	151.8	16:26:15.023	5	2:03.296	46.958	42.695	33.643	188.1	16:25:57.311
6	2:04.930	48.767	41.679	34.484	164.8	16:28:19.953	6	2:01.942	46.833	41.409	33.700	198.1	16:27:59.253
7	2:03.125	48.018	41.047	34.060	164.3	16:30:23.078	7	2:02.361	46.742	41.342	34.277	181.5	16:30:01.614
8	2:02.674	47.806	40.919	33.949	151.6	16:32:25.752	8	2:02.240	46.232	41.953	34.055	174.1	16:32:03.854
9	2:04.913	48.193	42.073	34.647	141.9	16:34:30.665	9	2:00.616	46.366	40.506	33.744	170.6	16:34:04.470
10	2:03.855	48.038	41.423	34.394	152.3	16:36:34.520	10	2:00.048	46.500	40.191	33.357	183.3	16:36:04.518
11	2:03.941	47.939	41.083	34.919	145.9	16:38:38.461	11	48.839	44.651		156.2		
12	2:03.129	47.732	41.201	34.196	148.1	16:40:41.590							
13	58.204	54.379			116.1								

53

Justin Maegers

12

Cooper T53

40

Joaquin Folch-Rusinol

7a

Lotus 16 365

Lap D	Time	Sector 1	Sector 2	Sector 3	T. Spd	Elapsed	Lap D	Time	Sector 1	Sector 2	Sector 3	T. Spd	Elapsed
1	16:17:10.801	16:16:01.976	37.826	30.999	100.8	16:17:10.801	1	16:40:34.055	16:39:17.636	41.707	34.712	101.5	16:40:34.055
2	1:49.516	42.063	37.073	30.380	207.2	16:19:00.317	2	45.372	43.113		180.0		
3	1:48.807	41.728	36.656	30.423	202.6	16:20:49.124							
4	1:48.925	41.700	36.669	30.556	219.5	16:22:38.049							
5	1:48.163	41.605	36.325	30.233	199.6	16:24:26.212							
6	1:47.613	41.060	36.249	30.304	216.4	16:26:13.825							
7	1:49.878	42.376	36.295	31.207	187.5	16:28:03.703							
8	1:50.515	43.646	36.739	30.130	196.3	16:29:54.218							
9	1:52.358	43.292	39.082	29.984	211.3	16:31:46.576							
10	4:21.390 P	2:17.448	1:05.844	58.098	234.7	16:36:07.966							

73

Tom Dark

7b

Cooper T51

42

James Willis

9

Cooper T45

Lap D	Time	Sector 1	Sector 2	Sector 3	T. Spd	Elapsed	Lap D	Time	Sector 1	Sector 2	Sector 3	T. Spd	Elapsed
1	16:17:31.626	16:16:16.683	41.816	33.127	97.0	16:17:31.626	1	16:17:12.432	16:16:03.340	38.188	30.904	97.8	16:17:12.432
2	1:57.339	44.942	40.172	32.225	194.5	16:19:28.965	2	1:54.251	43.365	37.878	33.008	196.0	16:19:06.683
3	1:55.557	43.792	39.600	32.165	196.0	16:21:24.522	3	1:51.442	42.949	37.856	30.637	190.4	16:20:58.125
4	1:56.248	44.191	39.910	32.147	193.2	16:23:20.770	4	1:48.768	41.806	36.470	30.492	213.8	16:22:46.893
5	1:53.247	43.496	38.077	31.674	204.5	16:25:14.017	5	1:49.233	42.110	36.656	30.467	206.5	16:24:36.126
6	1:54.000	43.597	38.559	31.844	197.4	16:27:08.017	6	1:49.875	42.703	36.713	30.459	208.0	16:26:26.001
7	1:55.083	43.462	39.026	32.595	180.6	16:29:03.100	7	1:51.059	42.856	37.287	30.916	205.7	16:28:17.060
8	1:57.103	44.632	40.183	32.288	182.4	16:31:00.203	8	1:50.784	42.500	36.892	31.392	207.6	16:30:07.844
9	1:54.940	43.957	38.772	32.211	210.9	16:32:55.143	9	2:09.715 P	42.827	37.920	48.968	216.4	16:32:17.559
10	2:03.494	49.043	41.705	32.746	127.2	16:34:58.637							
11	2:23.900 P	49.450	45.484	48.966	141.5	16:37:22.537							

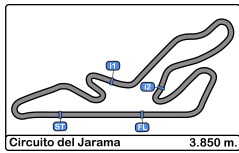
91

Chris Drake

10

Cooper T71/73





Circuito del Jarama
Historic Grand Prix Cars
Qualifying
Tiempos Por Vuelta



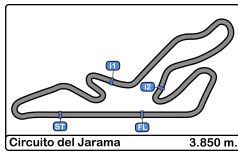
248

Klaus Lehr

6

Maserati 250F CM5

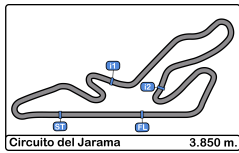
Lap	D	Time	Sector 1	Sector 2	Sector 3	T. Spd	Elapsed
1		16:18:06.278	16:16:49.465	43.987	32.826	77.8	16:18:06.278
2		2:01.586	46.148	41.793	33.645	174.1	16:20:07.864
3		1:59.418	44.760	40.750	33.908	180.6	16:22:07.282
4		1:59.877	45.491	41.115	33.271	175.8	16:24:07.159
5		1:58.956	44.605	41.008	33.343	191.8	16:26:06.115
6		1:57.004	44.631	39.994	32.379	187.1	16:28:03.119
7		1:58.744	45.316	40.714	32.714	177.6	16:30:01.863
8		1:58.705	44.553	40.979	33.173	181.2	16:32:00.568
9		1:59.101	45.499	40.493	33.109	159.0	16:33:59.669
10		1:59.710	45.175	40.407	34.128	164.6	16:35:59.379
11			51.592	51.324		167.9	



Circuito del Jarama
Historic Grand Prix Cars
Qualifying
Mejores Sectores



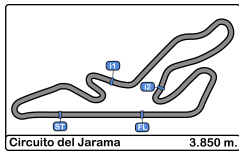
Sector - 1				Sector - 2				Sector - 3				Ideal Lap vs Best Lap			
Clas	Nº	Driver	Time	Nº	Driver	Time	Nº	Driver	Time	Clas	Nº	Driver	Ideal Lap	Best Lap	Clas
1	40	Joaquin Folch-Rusinol	41.060	22	Peter Horsman	35.495	22	Peter Horsman	29.767	1	22	Peter Horsman	1:46.427	1:47.062	1
2	3	Barry Cannell	41.148	40	Joaquin Folch-Rusinol	36.249	40	Joaquin Folch-Rusinol	29.984	2	40	Joaquin Folch-Rusinol	1:47.293	1:47.613	2
3	22	Peter Horsman	41.165	73	Tom Dark	36.298	73	Tom Dark	30.126	3	73	Tom Dark	1:47.761	1:48.259	3
4	73	Tom Dark	41.337	91	Chris Drake	36.470	3	Barry Cannell	30.235	4	3	Barry Cannell	1:48.047	1:48.979	5
5	91	Chris Drake	41.806	2	Rod Jolley	36.622	91	Chris Drake	30.459	5	91	Chris Drake	1:48.735	1:48.768	4
6	12	Rudi Friedrichs	41.879	3	Barry Cannell	36.664	2	Rod Jolley	30.721	6	2	Rod Jolley	1:49.235	1:49.489	6
7	2	Rod Jolley	41.892	12	Rudi Friedrichs	36.898	12	Rudi Friedrichs	30.983	7	12	Rudi Friedrichs	1:49.760	1:50.498	7
8	14	Richard Wilson	42.406	14	Richard Wilson	37.366	14	Richard Wilson	31.099	8	14	Richard Wilson	1:50.871	1:51.526	8
9	31	Guillermo Fierro	43.277	31	Guillermo Fierro	37.367	31	Guillermo Fierro	31.391	9	31	Guillermo Fierro	1:52.035	1:52.232	9
10	42	James Willis	43.462	42	James Willis	38.077	42	James Willis	31.674	10	42	James Willis	1:53.213	1:53.247	10
11	24	Klaus Lehr	44.553	27	Steve Hart (Chris	38.465	248	Klaus Lehr	32.379	11	27	Steve Hart (Chris	1:56.474	1:56.896	11
12	27	Steve Hart (Chris	45.210	47	Brian Jolliffe	39.944	27	Steve Hart (Chris	32.799	12	248	Klaus Lehr	1:56.926	1:57.004	12
13	8	Tony Ditheridge	45.362	248	Klaus Lehr	39.994	47	Brian Jolliffe	32.858	13	47	Brian Jolliffe	1:58.484	1:58.670	13
14	53	Justin Maeers	45.372	21	Ian Nuthall	40.349	8	Tony Ditheridge	33.059	14	8	Tony Ditheridge	1:59.309	1:59.610	14
15	47	Brian Jolliffe	45.682	19	Paul Grant	40.687	21	Ian Nuthall	33.244	15	21	Ian Nuthall	1:59.924	2:00.198	15
16	21	Ian Nuthall	46.331	8	Tony Ditheridge	40.888	30	Julian Bronson	33.284	16	19	Paul Grant	2:01.715	2:01.886	16
17	19	Paul Grant	47.009	34	John Bussey	40.919	34	John Bussey	33.949	17	53	Justin Maeers	2:01.791	Transpo	21
18	34	John Bussey	47.334	53	Justin Maeers	41.707	19	Paul Grant	34.019	18	34	John Bussey	2:02.202	2:02.674	17
19	30	Julian Bronson	48.886	30	Julian Bronson	43.302	53	Justin Maeers	34.712	19	30	Julian Bronson	2:05.472	2:27.057	19
20	32	Guy Plante	48.910	32	Guy Plante	44.676	32	Guy Plante	35.095	20	32	Guy Plante	2:08.681	2:09.864	18
21	11	John Gillett	55.863	11	John Gillett	51.126	11	John Gillett	41.227	21	11	John Gillett	2:28.216	2:29.786	20



Circuito del Jarama
Historic Grand Prix Cars
Qualifying
5 Mejores Tiempos



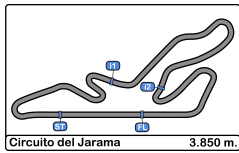
Cls	Nº	Driver	Car	Class	Best 1		Best 2		Best 3		Best 4		Best 5	
					Time	Lap	Time	Lap	Time	Lap	Time	Lap	Time	Lap
1	22	Peter Horsman	Lotus 18/21	12	1:47.062	14	1:47.701	13	1:47.747	6	1:47.834	7	1:47.853	5
2	40	Joaquin Folch-Rusinol	Lotus 16 365	7a	1:47.613	6	1:48.163	5	1:48.807	3	1:48.925	4	1:49.516	2
3	73	Tom Dark	Cooper T51	7b	1:48.259	5	1:48.813	4	1:48.889	6	1:50.125	3	1:51.364	8
4	91	Chris Drake	Cooper T71/73	10	1:48.768	4	1:49.233	5	1:49.875	6	1:50.784	8	1:51.059	7
5	3	Barry Cannell	Brabham BT11	12	1:48.979	9	1:49.199	11	1:49.238	6	1:49.332	12	1:49.343	5
6	2	Rod Jolley	Cooper T45/51	7b	1:49.489	5	1:50.252	9	1:50.275	6	1:50.513	3	1:51.175	8
7	12	Rudi Friedrichs	Cooper T53	7b	1:50.498	8	1:50.614	2	1:50.771	10	1:51.188	9	1:51.315	7
8	14	Richard Wilson	Cooper T51	7b	1:51.526	13	1:51.653	8	1:51.784	9	1:51.844	7	1:52.047	12
9	31	Guillermo Fierro	Maserati 250F	6	1:52.232	6	1:52.844	9	1:52.974	5	1:53.603	3	1:53.658	4
10	42	James Willis	Cooper T45	9	1:53.247	5	1:54.000	6	1:54.940	9	1:55.083	7	1:55.557	3
11	27	Steve Hart (Chris Wilson)	Cooper T51	9	1:56.896	4	1:57.160	5	1:57.399	6	1:57.789	2	1:58.851	3
12	24	Klaus Lehr	Maserati 250F	6	1:57.004	6	1:58.705	8	1:58.744	7	1:58.956	5	1:59.101	9
13	47	Brian Jolliffe	Cooper T45	9	1:58.670	3	1:59.182	4	2:00.048	10	2:00.616	9	2:01.942	6
14	8	Tony Ditheridge	Cooper T45	9	1:59.610	4	1:59.861	6	2:00.205	5	2:01.160	8	2:02.025	3
15	21	Ian Nuthall	Alta F2	5	2:00.198	6	2:00.670	4	2:00.792	3	2:07.255	2	2:07.644	7
16	19	Paul Grant	Cooper Bristol	5	2:01.886	8	2:02.611	3	2:03.011	6	2:03.188	4	2:03.298	9
17	34	John Bussey	Cooper T43	7c	2:02.674	8	2:03.125	7	2:03.129	12	2:03.256	4	2:03.776	3
18	32	Guy Plante	Cooper Bristol	5	2:09.864	11	2:10.037	5	2:10.173	8	2:10.491	3	2:10.922	4
19	30	Julian Bronson	Scarab Offenh	8	2:27.057	2								
20	11	John Gillett	MG K3	1	2:29.786	7	2:30.034	8	2:30.625	4	2:30.661	9	2:30.866	6
21	53	Justin Maeers	Cooper T53	12										



Circuito del Jarama
 Historic Grand Prix Cars
 Qualifying
 5 Mejores Velocidades



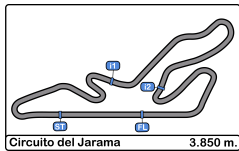
Cls	Nº	Driver	Car	Class	Top 1		Top 2		Top 3		Top 4		Top 5		Avg
					Km/h	Lap	Km/h	Lap	Km/h	Lap	Km/h	Lap	Km/h	Lap	
1	40	Joaquin Folch-Rusinol	Lotus 16 365	7a	234.7	10	219.5	4	216.4	6	211.3	9	207.2	2	217.8
2	22	Peter Horsman	Lotus 18/21	12	231.7	7	222.6	3	222.2	10	218.6	9	217.7	14	222.6
3	73	Tom Dark	Cooper T51	7b	224.0	2	223.1	11	219.0	5	213.8	7	212.5	8	218.5
4	3	Barry Cannell	Brabham BT11	12	218.6	6	216.4	3	213.0	10	211.3	5	206.8	9	213.2
5	91	Chris Drake	Cooper T71/73	10	216.4	9	213.8	4	208.0	6	207.6	8	206.5	5	210.5
6	14	Richard Wilson	Cooper T51	7b	212.5	11	209.7	7	209.3	6	206.1	3	204.9	4	208.5
7	42	James Willis	Cooper T45	9	210.9	9	204.5	5	197.4	6	196.0	3	194.5	2	200.7
8	2	Rod Jolley	Cooper T45/51	7b	210.5	6	207.6	14	207.2	9	203.0	4	202.6	7	206.2
9	27	Steve Hart (Chris Wilson)	Cooper T51	9	207.2	4	207.2	5	206.5	10	204.5	2	202.6	7	205.6
10	31	Guillermo Fierro	Maserati 250F	6	206.1	9	200.7	5	198.8	7	198.5	6	196.0	4	200.0
11	47	Brian Jolliffe	Cooper T45	9	198.1	6	188.1	5	186.8	4	183.3	10	181.5	7	187.6
12	12	Rudi Friedrichs	Cooper T53	7b	192.5	2	191.8	9	186.8	3	186.5	5	186.5	8	188.8
13	24	Klaus Lehr	Maserati 250F	6	191.8	5	187.1	6	181.2	8	180.6	3	177.6	7	183.6
14	21	Ian Nuthall	Alta F2	5	188.4	4	188.4	6	185.2	3	173.9	7	166.9	8	180.6
15	8	Tony Ditheridge	Cooper T45	9	186.5	3	185.8	7	183.6	6	181.5	5	179.4	4	183.4
16	19	Paul Grant	Cooper Bristol	5	185.5	8	182.4	3	178.5	7	175.6	2	169.2	5	178.2
17	53	Justin Maeers	Cooper T53	12	180.0	2	102.0	1	101.5	1					127.8
18	32	Guy Plante	Cooper Bristol	5	176.1	2	165.3	8	159.5	4	158.8	3	157.6	5	163.5
19	34	John Bussey	Cooper T43	7c	164.8	6	164.3	7	163.1	2	159.0	3	152.3	10	160.7
20	30	Julian Bronson	Scarab Offenh	8	154.7	2	80.0	1							117.3
21	11	John Gillett	MG K3	1	142.8	3	140.9	7	137.4	5	135.5	2	135.3	8	138.4



Circuito del Jarama
Historic Grand Prix Cars
Qualifying
Secuencia Vueltas Rápidas



Lap	Time of Day	Session Time	Nº	Driver	Car	Class	Time	Km/h
2	18:19:00.317	2:04:00.317	40	Joaquin Folch-Rusinol	Lotus 16 365	7a	1:49.516	126.5
3	18:20:49.124	2:05:49.124	40	Joaquin Folch-Rusinol	Lotus 16 365	7a	1:48.807	127.3
4	18:22:44.485	2:07:44.485	22	Peter Horsman	Lotus 18/21	12	1:48.630	127.5
5	18:24:26.212	2:09:26.212	40	Joaquin Folch-Rusinol	Lotus 16 365	7a	1:48.163	128.1
5	18:24:32.338	2:09:32.338	22	Peter Horsman	Lotus 18/21	12	1:47.853	128.5
6	18:26:13.825	2:11:13.825	40	Joaquin Folch-Rusinol	Lotus 16 365	7a	1:47.613	128.7
14	18:40:48.616	2:25:48.616	22	Peter Horsman	Lotus 18/21	12	1:47.062	129.4

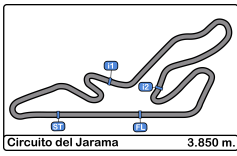


Circuito del Jarama
Historic Grand Prix Cars
Qualifying



Mejor Maxima Velocidad del Evento

Nº	Driver	Car	Class	Km/h	Session
40	Joaquin Folch-Rusinol	Lotus 16 365	7a	234.7	Qualifying
22	Peter Horsman	Lotus 18/21	12	231.7	Qualifying
73	Tom Dark	Cooper T51	7b	224.0	Qualifying
3	Barry Cannell	Brabham BT11A	12	218.6	Qualifying
91	Chris Drake	Cooper T71/73	10	216.4	Qualifying
14	Richard Wilson	Cooper T51	7b	212.5	Qualifying
42	James Willis	Cooper T45	9	210.9	Qualifying
2	Rod Jolley	Cooper T45/51	7b	210.5	Qualifying
27	Steve Hart (Chris Wilson)	Cooper T51	9	210.1	Free practice
31	Guillermo Fierro	Maserati 250F 2523	6	206.1	Qualifying
8	Tony Ditheridge	Cooper T45	9	201.4	Free practice
47	Brian Jolliffe	Cooper T45	9	198.1	Qualifying
12	Rudi Friedrichs	Cooper T53	7b	192.5	Qualifying
248	Klaus Lehr	Maserati 250F CM5	6	191.8	Qualifying
21	Ian Nuthall	Alta F2	5	188.4	Qualifying
19	Paul Grant	Cooper Bristol Mk 2 3/52	5	185.5	Qualifying
53	Justin Maeers	Cooper T53	12	180.0	Qualifying
34	John Bussey	Cooper T43	7c	176.1	Free practice
32	Guy Plante	Cooper Bristol	5	176.1	Qualifying
30	Julian Bronson	Scarab Offenhauser	8	166.9	Free practice
11	John Gillett	MG K3	1	142.8	Qualifying



Circuito del Jarama
Historic Grand Prix Cars
Qualifying
Tiempos Parada en Pit



31

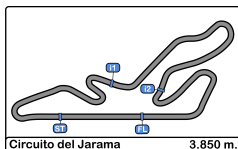
Guillermo Fierro

6

Maserati 250F 2523

Maserati 250F 2523

Nr.	In Day Time	In Time	Out Time	Pit Time	T. Pit Time	Handicap	Penalty
1	16:29:03.253	16:29:03.253	16:31:54.562	2:51.309	2:51.309		




Circuito del Jarama
Historic Grand Prix Cars
Qualifying
Resultados Finales

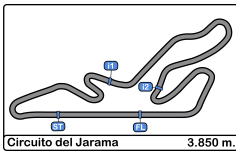


Cls	Nº	Driver	Car	Class	Cls	Laps	Best	Time	Gap	Interval	Km/h
1	22	Peter Horsman	Lotus 18/21	12	1	14	14	1:47.062			129.4
2	40	Joaquin Folch-Rusinol	Lotus 16 365	7a	1	10	6	1:47.613	0.551	0.551	128.7
3	73	Tom Dark	Cooper T51	7b	1	11	5	1:48.259	1.197	0.646	128.0
4	91	Chris Drake	Cooper T71/73	10	1	9	4	1:48.768	1.706	0.509	127.4
5	3	Barry Cannell	Brabham BT11A	12	2	13	9	1:48.979	1.917	0.211	127.1
6	2	Rod Jolley	Cooper T45/51	7b	2	13	5	1:49.489	2.427	0.510	126.5
7	12	Rudi Friedrichs	Cooper T53	7b	3	12	8	1:50.498	3.436	1.009	125.4
8	14	Richard Wilson	Cooper T51	7b	4	13	13	1:51.526	4.464	1.028	124.2
9	31	Guillermo Fierro	Maserati 250F 2523	6	1	9	6	1:52.232	5.170	0.706	123.4
10	42	James Willis	Cooper T45	9	1	11	5	1:53.247	6.185	1.015	122.3
11	27	Steve Hart (Chris Wilson)	Cooper T51	9	2	9	4	1:56.896	9.834	3.649	118.5
12	248	Klaus Lehr	Maserati 250F CM5	6	2	10	6	1:57.004	9.942	0.108	118.4
13	47	Brian Jolliffe	Cooper T45	9	3	10	3	1:58.670	11.608	1.666	116.7
14	8	Tony Ditheridge	Cooper T45	9	4	9	4	1:59.610	12.548	0.940	115.8
15	21	Ian Nuthall	Alta F2	5	1	8	6	2:00.198	13.136	0.588	115.3
16	19	Paul Grant	Cooper Bristol Mk 2 3/52	5	2	12	8	2:01.886	14.824	1.688	113.7
17	34	John Bussey	Cooper T43	7c	1	12	8	2:02.674	15.612	0.788	112.9
18	32	Guy Plante	Cooper Bristol	5	3	11	11	2:09.864	22.802	7.190	106.7
19	30	Julian Bronson	Scarab Offenhauser	8	1	2	2	2:27.057	39.995	17.193	94.2
20	11	John Gillett	MG K3	1	1	10	7	2:29.786	42.724	2.729	92.5
21	53	Justin Maers	Cooper T53	12	3	1	1	16:40:34	16:38:46	16:38:04	00.0

Published at:.....

Stewards:	Race Director:	Timekeeper: 
------------------	-----------------------	---

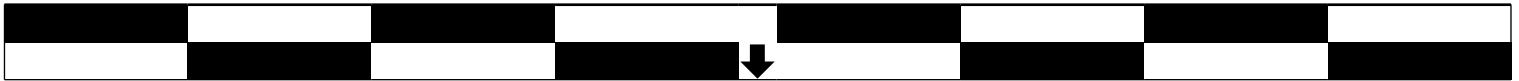




Circuito del Jarama
 Historic Grand Prix Cars
 Race - 1
 Parrilla de Salida



21	53	Justin Maeers	16:40:34.	.11.	2:29.786	John Gillett	11	20
19	30	Julian Bronson	2:27.057	.10.	2:09.864	Guy Plante	32	18
17	34	John Bussey	2:02.674	.9.	2:01.886	Paul Grant	19	16
15	21	Ian Nuthall	2:00.198	.8.	1:59.610	Tony Ditheridge	8	14
13	47	Brian Jolliffe	1:58.670	.7.	1:57.004	Klaus Lehr	248	12
11	27	Steve Hart (Chris Wilson)	1:56.896	.6.	1:53.247	James Willis	42	10
9	31	Guillermo Fierro	1:52.232	.5.	1:51.526	Richard Wilson	14	8
7	12	Rudi Friedrichs	1:50.498	.4.	1:49.489	Rod Jolley	2	6
5	3	Barry Cannell	1:48.979	.3.	1:48.768	Chris Drake	91	4
3	73	Tom Dark	1:48.259	.2.	1:47.613	Joaquin Folch-Rusinol	40	2
1	22	Peter Horsman	1:47.062	.1.				

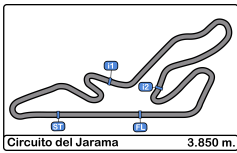


Pole

Published at:.....

Stewards:	Timekeeper:
-----------	-------------






Circuito del Jarama
Historic Grand Prix Cars
Race - 1
Resultados Provisionales



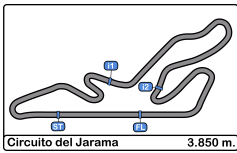
Cls	Nº	Driver	Car	Class	Cls	Laps	Total Time	Gap	Interval	Km/h	Best	Time	Km/h
1	2	Rod Jolley	Cooper T45/51	7b	1	13	26:51.975			111.7	9	2:00.586	114.9
2	12	Rudi Friedrichs	Cooper T53	7b	2	13	26:58.348	6.373	6.373	111.3	12	2:00.942	114.6
3	22	Peter Horsman	Lotus 18/21	12	1	13	27:09.007	17.032	10.659	110.6	10	2:01.002	114.5
4	40	Joaquin Folch-Rusinol	Lotus 16 365	7a	1	13	27:09.388	17.413	0.381	110.5	6	2:03.193	112.5
5	91	Chris Drake	Cooper T71/73	10	1	13	27:23.107	31.132	13.719	109.6	12	2:02.389	113.2
6	73	Tom Dark	Cooper T51	7b	3	13	27:27.948	35.973	4.841	109.3	12	2:02.035	113.5
7	42	James Willis	Cooper T45	9	1	13	27:29.837	37.862	1.889	109.2	13	2:02.994	112.6
8	31	Guillermo Fierro	Maserati 250F 2523	6	1	13	27:30.967	38.992	1.130	109.1	12	2:03.576	112.1
9	14	Richard Wilson	Cooper T51	7b	4	13	27:36.531	44.556	5.564	108.7	12	2:03.909	111.8
10	53	Justin Maeers	Cooper T53	12	2	13	28:19.335	1:27.360	42.804	106.0	8	2:06.711	109.3
11	19	Paul Grant	Cooper Bristol Mk 2 3/52	5	1	13	28:39.293	1:47.318	19.958	104.7	13	2:08.810	107.6
12	21	Ian Nuthall	Alta F2	5	2	13	28:40.681	1:48.706	1.388	104.7	12	2:07.438	108.7
13	8	Tony Ditheridge	Cooper T45	9	2	12	27:02.542	1 Lap	1 Lap	102.5	10	2:12.208	104.8
14	47	Brian Jolliffe	Cooper T45	9	3	12	27:21.537	1 Lap	18.995	101.3	12	2:11.662	105.2
15	34	John Bussey	Cooper T43	7c	1	12	27:31.949	1 Lap	10.412	100.6	11	2:14.660	102.9
16	32	Guy Plante	Cooper Bristol	5	3	12	28:43.301	1 Lap	1:11.352	96.5	12	2:18.636	99.9
17	248	Klaus Lehr	Maserati 250F CM5	6	2	11	24:01.811	2 Laps	1 Lap	105.7	8	2:07.037	109.1
18	11	John Gillett	MG K3	1	1	10	27:01.712	3 Laps	1 Lap	85.4	9	2:37.186	88.1
Not classified: (Requirements: 75% of number laps of leader = 10 Laps)													
	3	Barry Cannell	Brabham BT11A	12	3								
	27	Steve Hart (Chris Wilson)	Cooper T51	9	4								
	30	Julian Bronson	Scarab Offenhauser	8	1								

Fastest lap Rod Jolley in 2:00.586 at 114.9 Km/h in lap 9

Published at:.....

Stewards:	Race Director:	Timekeeper: 
------------------	-----------------------	---





Circuito del Jarama
Historic Grand Prix Cars
Race - 1



Resultados Provisionales por categoria

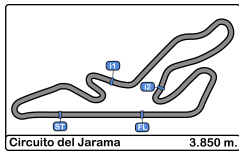
Cla	Nº	Driver	Car	Class	Cls	Laps	Total Time	Gap	Interval	Km/h	Best	Time	Km/h
1													
1	11	John Gillett	MG K3	1	1	10	27:01.712			85.4	9	2:37.186	88.1
10													
1	91	Chris Drake	Cooper T71/73	10	1	13	27:23.107			109.6	12	2:02.389	113.2
12													
1	22	Peter Horsman	Lotus 18/21	12	1	13	27:09.007			110.6	10	2:01.002	114.5
2	53	Justin Maeers	Cooper T53	12	2	13	28:19.335	1:27.360	1:10.328	106.0	8	2:06.711	109.3
Not classified: (Requirements: 75% of number laps of leader = 10 Laps)													
3	3	Barry Cannell	Brabham BT11A	12	3								
5													
1	19	Paul Grant	Cooper Bristol Mk 2 3/52	5	1	13	28:39.293			104.7	13	2:08.810	107.6
2	21	Ian Nuthall	Alta F2	5	2	13	28:40.681	1:48.706	1.388	104.7	12	2:07.438	108.7
3	32	Guy Plante	Cooper Bristol	5	3	12	28:43.301	1 Lap	1 Lap	96.5	12	2:18.636	99.9
6													
1	31	Guillermo Fierro	Maserati 250F 2523	6	1	13	27:30.967			109.1	12	2:03.576	112.1
2	248	Klaus Lehr	Maserati 250F CM5	6	2	11	24:01.811	2 Laps	2 Laps	105.7	8	2:07.037	109.1
7a													
1	40	Joaquin Folch-Rusinol	Lotus 16 365	7a	1	13	27:09.388			110.5	6	2:03.193	112.5
7b													
1	2	Rod Jolley	Cooper T45/51	7b	1	13	26:51.975			111.7	9	2:00.586	114.9
2	12	Rudi Friedrichs	Cooper T53	7b	2	13	26:58.348	6.373	6.373	111.3	12	2:00.942	114.6
3	73	Tom Dark	Cooper T51	7b	3	13	27:27.948	35.973	29.600	109.3	12	2:02.035	113.5
4	14	Richard Wilson	Cooper T51	7b	4	13	27:36.531	44.556	8.583	108.7	12	2:03.909	111.8
7c													
1	34	John Bussey	Cooper T43	7c	1	12	27:31.949			100.6	11	2:14.660	102.9
8													
Not classified: (Requirements: 75% of number laps of leader = 10 Laps)													
30	30	Julian Bronson	Scarab Offenhauser	8	1								
9													
1	42	James Willis	Cooper T45	9	1	13	27:29.837			109.2	13	2:02.994	112.6
2	8	Tony Ditheridge	Cooper T45	9	2	12	27:02.542	1 Lap	1 Lap	102.5	10	2:12.208	104.8
3	47	Brian Jolliffe	Cooper T45	9	3	12	27:21.537	1 Lap	18.995	101.3	12	2:11.662	105.2
Not classified: (Requirements: 75% of number laps of leader = 10 Laps)													
27	27	Steve Hart (Chris Wilson)	Cooper T51	9	4								

Fastest lap Rod Jolley in 2:00.586 at 114.9 Km/h in lap 9

Published at:.....

Stewards:	Race Director:	Timekeeper:
------------------	-----------------------	------------------------



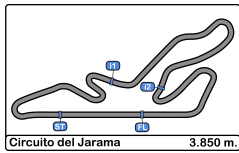


Circuito del Jarama
Historic Grand Prix Cars
Race - 1



Clasificación Provisional por Vuelta Rápida de Piloto

Cls	Nº	Driver	Car	Class	Cls	Laps	Best	Time	Gap	Interval	Km/h
1	2	Rod Jolley	Cooper T45/51	7b	1	13	9	2:00.586			114.9
2	12	Rudi Friedrichs	Cooper T53	7b	2	13	12	2:00.942	0.356	0.356	114.6
3	22	Peter Horsman	Lotus 18/21	12	1	13	10	2:01.002	0.416	0.060	114.5
4	73	Tom Dark	Cooper T51	7b	3	13	12	2:02.035	1.449	1.033	113.5
5	91	Chris Drake	Cooper T71/73	10	1	13	12	2:02.389	1.803	0.354	113.2
6	42	James Willis	Cooper T45	9	1	13	13	2:02.994	2.408	0.605	112.6
7	40	Joaquin Folch-Rusinol	Lotus 16 365	7a	1	13	6	2:03.193	2.607	0.199	112.5
8	31	Guillermo Fierro	Maserati 250F 2523	6	1	13	12	2:03.576	2.990	0.383	112.1
9	14	Richard Wilson	Cooper T51	7b	4	13	12	2:03.909	3.323	0.333	111.8
10	53	Justin Maeers	Cooper T53	12	2	13	8	2:06.711	6.125	2.802	109.3
11	24	Klaus Lehr	Maserati 250F CM5	6	2	11	8	2:07.037	6.451	0.326	109.1
12	21	Ian Nuthall	Alta F2	5	1	13	12	2:07.438	6.852	0.401	108.7
13	19	Paul Grant	Cooper Bristol Mk 2 3/52	5	2	13	13	2:08.810	8.224	1.372	107.6
14	47	Brian Jolliffe	Cooper T45	9	2	12	12	2:11.662	11.076	2.852	105.2
15	8	Tony Ditheridge	Cooper T45	9	3	12	10	2:12.208	11.622	0.546	104.8
16	34	John Bussey	Cooper T43	7c	1	12	11	2:14.660	14.074	2.452	102.9
17	32	Guy Plante	Cooper Bristol	5	3	12	12	2:18.636	18.050	3.976	99.9
18	11	John Gillett	MG K3	1	1	10	9	2:37.186	36.600	18.550	88.1

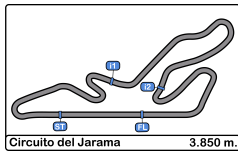


Circuito del Jarama
Historic Grand Prix Cars
Race - 1

Distancia y Velocidad Media



Cls	Nº	Driver	Car	Class	Cls	Laps	Distance	Total Time	Km/h
1	2	Rod Jolley	Cooper T45/51	7b	1	13	50.05	26:51.975	111.7
2	12	Rudi Friedrichs	Cooper T53	7b	2	13	50.05	26:58.348	111.3
3	22	Peter Horsman	Lotus 18/21	12	1	13	50.05	27:09.007	110.6
4	40	Joaquin Folch-Rusinol	Lotus 16 365	7a	1	13	50.05	27:09.388	110.5
5	91	Chris Drake	Cooper T71/73	10	1	13	50.05	27:23.107	109.6
6	73	Tom Dark	Cooper T51	7b	3	13	50.05	27:27.948	109.3
7	42	James Willis	Cooper T45	9	1	13	50.05	27:29.837	109.2
8	31	Guillermo Fierro	Maserati 250F 2523	6	1	13	50.05	27:30.967	109.1
9	14	Richard Wilson	Cooper T51	7b	4	13	50.05	27:36.531	108.7
10	53	Justin Maeers	Cooper T53	12	2	13	50.05	28:19.335	106.0
11	19	Paul Grant	Cooper Bristol Mk 2 3/52	5	1	13	50.05	28:39.293	104.7
12	21	Ian Nuthall	Alta F2	5	2	13	50.05	28:40.681	104.7
13	8	Tony Ditheridge	Cooper T45	9	2	12	46.20	27:02.542	102.5
14	47	Brian Jolliffe	Cooper T45	9	3	12	46.20	27:21.537	101.3
15	34	John Bussey	Cooper T43	7c	1	12	46.20	27:31.949	100.6
16	32	Guy Plante	Cooper Bristol	5	3	12	46.20	28:43.301	96.5
17	248	Klaus Lehr	Maserati 250F CM5	6	2	11	42.35	24:01.811	105.7
18	11	John Gillett	MG K3	1	1	10	38.50	27:01.712	85.4
Not classified: (Requirements: 75% of number laps of leader = 10 Laps)									
	3	Barry Cannell	Brabham BT11A	12	3				
	27	Steve Hart (Chris Wilson)	Cooper T51	9	4				
	30	Julian Bronson	Scarab Offenhauser	8	1				



Circuito del Jarama
Historic Grand Prix Cars
Race - 1
Tiempos Por Vuelta



2

Rod Jolley

7b 12

Rudi Friedrichs

7b

Cooper T45/51

Cooper T53

Lap D	Time	Sector 1	Sector 2	Sector 3	T. Spd	Elapsed	Lap D	Time	Sector 1	Sector 2	Sector 3	T. Spd	Elapsed
1	2:12.713	50.898	45.001	36.814	125.0	2:12.713	1	2:09.329	50.690	43.249	35.390	136.8	2:09.329
2	2:04.383	47.491	41.700	35.192	162.8	4:17.096	2	2:06.895	48.054	43.255	35.586	150.8	4:16.224
3	2:05.939	48.456	42.945	34.538	157.4	6:23.035	3	2:06.156	48.971	42.568	34.617	153.1	6:22.380
4	2:05.101	47.670	42.694	34.737	167.9	8:28.136	4	2:04.000	46.621	42.776	34.603	170.3	8:26.380
5	2:05.353	48.538	42.838	33.977	183.9	10:33.489	5	2:04.208	47.477	42.233	34.498	152.3	10:30.588
6	2:03.247	47.089	41.637	34.521	180.9	12:36.736	6	2:03.134	46.433	42.085	34.616	166.1	12:33.722
7	2:03.093	46.373	41.637	35.083	183.3	14:39.829	7	2:02.771	46.101	42.094	34.576	172.2	14:36.493
8	2:02.261	47.099	40.974	34.188	193.2	16:42.090	8	2:02.563	46.576	41.412	34.575	169.5	16:39.056
9	2:00.586	45.526	40.869	34.191	204.5	18:42.676	9	2:03.247	46.903	41.741	34.603	161.4	18:42.303
10	2:01.885	46.683	41.187	34.015	182.1	20:44.561	10	2:01.923	46.334	41.326	34.263	167.7	20:44.226
11	2:03.516	47.753	41.144	34.619	176.1	22:48.077	11	2:10.322	54.894	40.802	34.626	173.3	22:54.548
12	2:01.812	46.459	41.084	34.269	189.8	24:49.889	12	2:00.942	46.111	40.617	34.214	186.8	24:55.490
13	2:02.086	47.117	40.707	34.262	177.3	26:51.975	13	2:02.858	46.522	41.353	34.983	163.6	26:58.348

3

Barry Cannell

12 14

Richard Wilson

7b

Brabham BT11A

Cooper T51

Lap D	Time	Sector 1	Sector 2	Sector 3	T. Spd	Elapsed	Lap D	Time	Sector 1	Sector 2	Sector 3	T. Spd	Elapsed
8							9	2:14.782	51.757	45.597	37.428	127.5	2:14.782
								2:08.635	49.212	43.403	36.020	166.1	4:23.417
								2:08.772	49.440	43.575	35.757	155.8	6:32.189
								2:11.355	50.618	45.329	35.408	162.8	8:43.544
								2:08.155	48.590	43.454	36.111	171.7	10:51.699
								2:07.107	48.868	43.515	34.724	176.1	12:58.806
								2:06.643	48.667	42.783	35.193	188.1	15:05.449
								2:05.502	47.253	43.418	34.831	177.0	17:10.951
								2:05.864	47.332	43.461	35.071	180.3	19:16.815
								2:04.743	47.936	42.070	34.737	181.8	21:21.558
								2:06.497	48.990	42.936	34.571	176.7	23:28.055
								2:03.909	47.138	42.118	34.653	171.7	25:31.964
								2:04.567	46.809	42.739	35.019	182.7	27:36.531

11

John Gillett

1

19 Paul Grant

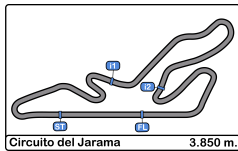
5

MG K3

Cooper Bristol Mk 2 3/52

Lap D	Time	Sector 1	Sector 2	Sector 3	T. Spd	Elapsed	Lap D	Time	Sector 1	Sector 2	Sector 3	T. Spd	Elapsed
1	2:51.490	1:07.582	57.960	45.948	103.8	2:51.490	1	2:22.177	58.014	46.775	37.388	127.0	2:22.177
2	2:43.261	1:01.978	56.047	45.236	107.4	5:34.751	2	2:15.100	51.586	45.781	37.733	149.3	4:37.277
3	2:40.711	1:01.135	55.065	44.511	106.4	8:15.462	3	2:13.138	51.263	44.812	37.063	145.7	6:50.415
4	2:45.361	1:01.480	57.306	46.575	106.2	11:00.823	4	2:11.882	50.083	44.612	37.187	157.6	9:02.297
5	2:43.102	1:00.052	57.178	45.872	120.9	13:43.925	5	2:12.575	50.546	45.273	36.756	162.1	11:14.872
6	2:39.337	1:00.750	53.693	44.894	129.9	16:23.262	6	2:11.344	50.453	44.198	36.693	155.6	13:26.216
7	2:39.108	59.060	55.509	44.539	127.0	19:02.370	7	2:10.098	49.559	43.938	36.601	170.0	15:36.314
8	2:41.786	1:02.898	54.265	44.623	118.2	21:44.156	8	2:10.281	49.314	44.173	36.794	167.4	17:46.595
9	2:37.186	59.895	53.708	43.583	127.8	24:21.342	9	2:11.266	50.456	44.804	36.006	167.4	19:57.861
10	2:40.370	1:00.941	54.359	45.070	126.9	27:01.712	10	2:11.918	50.465	44.819	36.634	151.2	22:09.779
							11	2:11.731	50.740	44.045	36.946	159.0	24:21.510
							12	2:08.973	49.334	43.253	36.386	165.1	26:30.483
							13	2:08.810	49.702	42.684	36.424	170.3	28:39.293





Circuito del Jarama
Historic Grand Prix Cars
Race - 1
Tiempos Por Vuelta



21

Ian Nuthall

5 32

Guy Plante

5

Alta F2

Cooper Bristol

Lap D	Time	Sector 1	Sector 2	Sector 3	T. Spd	Elapsed	Lap D	Time	Sector 1	Sector 2	Sector 3	T. Spd	Elapsed
1	2:24.345	57.535	48.981	37.829	121.4	2:24.345	1	2:31.432	1:02.127	50.306	38.999	121.2	2:31.432
2	2:18.690	51.885	48.619	38.186	145.5	4:43.035	2	2:25.250	54.841	50.251	40.158	129.9	4:56.682
3	2:14.273	51.662	45.758	36.853	145.9	6:57.308	3	2:25.903	54.884	51.041	39.978	130.1	7:22.585
4	2:12.196	50.334	44.736	37.126	153.6	9:09.504	4	2:24.472	54.019	50.867	39.586	140.8	9:47.057
5	2:15.202	50.412	46.416	38.374	160.9	11:24.706	5	2:23.227	54.433	49.947	38.847	140.9	12:10.284
6	2:10.844	50.017	43.864	36.963	166.1	13:35.550	6	2:20.933	53.165	48.732	39.036	158.8	14:31.217
7	2:10.925	50.100	43.856	36.969	167.1	15:46.475	7	2:25.488	57.254	49.652	38.582	143.6	16:56.705
8	2:10.843	49.977	44.163	36.703	167.1	17:57.318	8	2:24.014	54.820	50.098	39.096	146.9	19:20.719
9	2:10.212	49.837	43.815	36.560	172.5	20:07.530	9	2:19.210	51.679	48.522	39.009	152.3	21:39.929
10	2:08.803	49.110	43.318	36.375	168.7	22:16.333	10	2:20.765	53.118	48.848	38.799	149.3	24:00.694
11	2:09.054	49.445	43.366	36.243	177.3	24:25.387	11	2:23.971	55.636	49.415	38.920	119.4	26:24.665
12	2:07.438	48.760	43.047	35.631	174.4	26:32.825	12	2:18.636	53.709	48.168	36.759	144.3	28:43.301
13	2:07.856	48.401	43.504	35.951	180.3	28:40.681							

22

Peter Horsman

12

34 John Bussey

7c

Lotus 18/21

Cooper T43

Lap D	Time	Sector 1	Sector 2	Sector 3	T. Spd	Elapsed	Lap D	Time	Sector 1	Sector 2	Sector 3	T. Spd	Elapsed
1	2:08.222	49.061	43.266	35.895	114.5	2:08.222	1	2:28.637	59.992	48.293	40.352	113.6	2:28.637
2	2:07.882	48.014	43.835	36.033	155.1	4:16.104	2	2:19.136	54.142	46.186	38.808	143.8	4:47.773
3	2:07.960	48.799	43.962	35.199	157.2	6:24.064	3	2:19.046	53.427	47.256	38.363	144.1	7:06.819
4	2:04.725	47.010	42.584	35.131	181.2	8:28.789	4	2:15.038	51.716	45.469	37.853	139.7	9:21.857
5	2:03.935	47.468	41.472	34.995	189.4	10:32.724	5	2:16.046	51.259	46.586	38.201	139.5	11:37.903
6	2:03.320	46.539	41.922	34.859	188.4	12:36.044	6	2:16.356	51.975	46.048	38.333	141.1	13:54.259
7	2:03.621	46.487	42.289	34.845	187.8	14:39.665	7	2:16.292	52.216	46.248	37.828	135.5	16:10.551
8	2:02.903	46.651	41.196	35.056	190.8	16:42.568	8	2:15.159	52.032	45.386	37.741	149.5	18:25.710
9	2:01.845	46.313	40.886	34.646	194.2	18:44.413	9	2:14.774	50.875	45.852	38.047	154.0	20:40.484
10	2:01.002	45.713	41.123	34.166	188.8	20:45.415	10	2:17.987	53.577	46.226	38.184	155.3	22:58.471
11	2:09.476	45.800	41.056	42.620	199.6	22:54.891	11	2:14.660	51.566	44.716	38.378	138.9	25:13.131
12	2:11.520	47.344	40.776	43.400	186.2	25:06.411	12	2:18.818	52.294	46.868	39.656	152.9	27:31.949
13	2:02.596	46.152	41.075	35.369	183.3	27:09.007							

31

Guillermo Fierro

6

40 Joaquin Folch-Rusinol

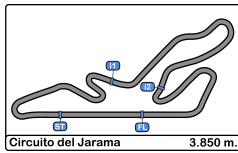
7a

Maserati 250F 2523

Lotus 16 365

Lap D	Time	Sector 1	Sector 2	Sector 3	T. Spd	Elapsed	Lap D	Time	Sector 1	Sector 2	Sector 3	T. Spd	Elapsed
1	2:15.549	53.596	44.715	37.238	133.0	2:15.549	1	2:06.891	47.582	43.399	35.910	120.5	2:06.891
2	2:08.858	50.025	43.233	35.600	150.4	4:24.407	2	2:08.254	48.664	44.131	35.459	154.5	4:15.145
3	2:08.887	49.148	43.387	36.352	154.9	6:33.294	3	2:06.927	49.236	42.515	35.176	154.0	6:22.072
4	2:09.484	49.128	44.735	35.621	158.5	8:42.778	4	2:06.352	48.231	42.728	35.393	154.7	8:28.424
5	2:07.194	48.279	43.245	35.670	166.9	10:49.972	5	2:04.789	47.859	42.562	34.368	171.4	10:33.213
6	2:05.704	48.100	42.396	35.208	168.2	12:55.676	6	2:03.193	46.774	41.814	34.605	182.7	12:36.406
7	2:06.235	48.341	42.207	35.687	167.1	15:01.911	7	2:04.929	47.324	42.326	35.279	180.9	14:41.335
8	2:06.144	48.413	41.673	36.058	170.3	17:08.055	8	2:04.461	47.386	42.455	34.620	172.2	16:45.796
9	2:05.998	47.994	42.418	35.586	167.7	19:14.053	9	2:03.625	46.781	41.939	34.905	175.3	18:49.421
10	2:04.737	48.279	41.608	34.850	173.6	21:18.790	10	2:04.142	46.820	42.739	34.583	172.2	20:53.563
11	2:04.237	47.790	41.440	35.007	167.4	23:23.027	11	2:05.228	48.189	42.003	35.036	159.0	22:58.791
12	2:03.576	47.301	41.307	34.968	174.1	25:26.603	12	2:04.586	47.808	41.494	35.284	160.9	25:03.377
13	2:04.364	47.196	41.638	35.530	175.3	27:30.967	13	2:06.011	47.761	43.312	34.938	165.3	27:09.388





Circuito del Jarama
Historic Grand Prix Cars
Race - 1
Tiempos Por Vuelta



42

James Willis

9 73

Tom Dark

7b

Cooper T45

Cooper T51

Lap D	Time	Sector 1	Sector 2	Sector 3	T. Spd	Elapsed	Lap D	Time	Sector 1	Sector 2	Sector 3	T. Spd	Elapsed
1	2:17.436	54.791	45.830	36.815	129.4	2:17.436	1	2:08.883	49.973	43.580	35.330	125.4	2:08.883
2	2:09.539	49.361	43.961	36.217	156.7	4:26.975	2	2:08.532	49.148	43.434	35.950	156.0	4:17.415
3	2:08.013	48.196	43.882	35.935	170.0	6:34.988	3	2:07.519	48.738	43.557	35.224	159.0	6:24.934
4	2:09.907	49.322	44.620	35.965	159.2	8:44.895	4	2:14.126	54.876	42.967	36.283	173.3	8:39.060
5	2:07.226	48.139	43.778	35.309	186.8	10:52.121	5	2:05.282	47.604	42.901	34.777	171.9	10:44.342
6	2:05.894	47.242	43.145	35.507	190.1	12:58.015	6	2:06.434	47.169	42.308	36.957	181.2	12:50.776
7	2:07.049	47.708	43.293	36.048	180.0	15:05.064	7	2:06.362	48.000	42.653	35.709	185.8	14:57.138
8	2:05.470	46.772	42.730	35.968	196.3	17:10.534	8	2:05.289	47.082	42.559	35.648	187.5	17:02.427
9	2:04.751	47.019	42.280	35.452	182.4	19:15.285	9	2:04.700	47.262	41.776	35.662	173.9	19:07.127
10	2:04.765	47.679	42.041	35.045	186.2	21:20.050	10	2:03.532	46.561	41.862	35.109	188.4	21:10.659
11	2:03.644	47.212	41.812	34.620	188.1	23:23.694	11	2:03.551	46.569	42.078	34.904	191.4	23:14.210
12	2:03.149	47.189	41.321	34.639	193.5	25:26.843	12	2:02.035	46.276	41.124	34.635	203.7	25:16.245
13	2:02.994	45.739	41.821	35.434	198.1	27:29.837	13	2:11.703	53.653	42.319	35.731	187.5	27:27.948

47

Brian Jolliffe

9 91

Chris Drake

10

Cooper T45

Cooper T71/73

Lap D	Time	Sector 1	Sector 2	Sector 3	T. Spd	Elapsed	Lap D	Time	Sector 1	Sector 2	Sector 3	T. Spd	Elapsed
1	2:29.167	1:00.923	48.771	39.473	114.8	2:29.167	1	2:13.431	50.387	45.170	37.874	125.7	2:13.431
2	2:16.037	52.497	45.821	37.719	166.4	4:45.204	2	2:08.898	49.337	43.291	36.270	147.3	4:22.329
3	2:17.094	51.837	47.043	38.214	157.2	7:02.298	3	2:09.327	49.522	43.813	35.992	150.8	6:31.656
4	2:15.635	52.363	45.918	37.354	159.2	9:17.933	4	2:08.797	48.957	43.865	35.975	157.4	8:40.453
5	2:14.439	51.712	45.504	37.223	157.6	11:32.372	5	2:05.934	48.337	42.689	34.908	160.2	10:46.387
6	2:15.981	51.608	46.309	38.064	168.7	13:48.353	6	2:04.975	47.252	41.890	35.833	173.3	12:51.362
7	2:17.608	52.986	46.768	37.854	157.6	16:05.961	7	2:06.307	47.435	43.350	35.522	170.0	14:57.669
8	2:18.177	53.896	46.465	37.816	157.8	18:24.138	8	2:05.428	46.909	43.220	35.299	170.6	17:03.097
9	2:15.507	51.442	46.718	37.347	187.8	20:39.645	9	2:04.819	47.715	41.748	35.356	179.7	19:07.916
10	2:17.072	50.628	48.022	38.422	177.0	22:56.717	10	2:03.876	47.064	41.204	35.608	174.1	21:11.792
11	2:13.158	51.351	43.911	37.896	161.4	25:09.875	11	2:02.711	46.530	41.486	34.695	177.9	23:14.503
12	2:11.662	50.358	44.278	37.026	164.3	27:21.537	12	2:02.389	46.348	41.413	34.628	183.3	25:16.892
13	2:06.215	48.524	43.131	34.560	178.8	27:23.107	13	2:06.215	48.524	43.131	34.560	178.8	27:23.107

53

Justin Maeers

12 248

Klaus Lehr

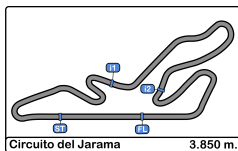
6

Cooper T53

Maserati 250F CM5

Lap D	Time	Sector 1	Sector 2	Sector 3	T. Spd	Elapsed	Lap D	Time	Sector 1	Sector 2	Sector 3	T. Spd	Elapsed
1	2:25.389	1:01.007	47.687	36.695	109.9	2:25.389	1	2:24.537	59.288	48.221	37.028	130.2	2:24.537
2	2:15.128	51.250	47.343	36.535	150.0	4:40.517	2	2:16.188	50.846	48.018	37.324	160.0	4:40.725
3	2:12.832	49.647	46.379	36.806	157.4	6:53.349	3	2:13.154	50.893	45.712	36.549	140.9	6:53.879
4	2:08.299	48.610	43.749	35.940	167.1	9:01.648	4	2:11.776	50.549	45.332	35.895	137.5	9:05.655
5	2:09.595	48.452	44.806	36.337	177.9	11:11.243	5	2:09.277	48.847	44.654	35.776	161.4	11:14.932
6	2:08.578	48.131	44.323	36.124	191.4	13:19.821	6	2:09.432	49.960	44.265	35.207	155.1	13:24.364
7	2:06.711	47.345	43.442	35.924	188.4	15:26.532	7	2:07.332	49.094	42.814	35.424	183.3	15:31.696
8	2:09.305	48.855	44.945	35.505	186.2	17:35.837	8	2:07.037	48.367	43.458	35.212	178.8	17:38.733
9	2:07.988	48.071	43.903	36.014	171.4	19:43.825	9	2:07.557	48.059	44.273	35.225	183.3	19:46.290
10	2:07.315	48.620	43.133	35.562	170.0	21:51.140	10	2:08.083	48.406	43.923	35.754	160.9	21:54.373
11	2:09.283	51.123	42.778	35.382	155.6	23:50.423	11	2:07.438	48.687	43.511	35.240	164.1	24:01.811
12	2:07.628	49.201	42.848	35.579	201.8	25:58.051	12	2:07.628	49.201	42.848	35.579	201.8	25:58.051



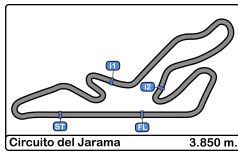


Circuito del Jarama
Historic Grand Prix Cars
Race - 1
Análisis



Num	Lap Time	Gap	Num	Lap Time	Gap	Num	Lap Time	Gap	Num	Lap Time	Gap	Num	Lap Time	Gap
Lap 1			Lap 3			Lap 5			Lap 7			Lap 9		
40	2:06.891		40	2:06.927		12	2:04.208		12	2:02.771		12	2:03.247	
22	2:08.222	01.331	12	2:06.156	00.308	22	2:03.935	02.136	22	2:03.621	03.172	2	2:00.586	00.373
73	2:08.883	01.992	2	2:05.939	00.963	40	2:04.789	02.625	2	2:03.093	03.336	22	2:01.845	02.110
12	2:09.329	02.438	22	2:07.960	01.992	2	2:05.353	02.901	40	2:04.929	04.842	40	2:03.625	07.118
2	2:12.713	05.822	73	2:07.519	02.862	73	2:05.282	13.754	73	2:06.362	20.645	11	2:39.108	2 Laps
91	2:13.431	06.540	91	2:09.327	09.584	91	2:05.934	15.799	91	2:06.307	21.176	73	2:04.700	24.824
14	2:14.782	07.891	14	2:08.772	10.117	31	2:07.194	19.384	31	2:06.235	25.418	91	2:04.819	25.613
31	2:15.549	08.658	31	2:08.887	11.222	14	2:08.155	21.111	42	2:07.049	28.571	31	2:05.998	31.750
42	2:17.436	10.545	42	2:08.013	12.916	42	2:07.226	21.533	14	2:06.643	28.956	42	2:04.751	32.982
19	2:22.177	15.286	19	2:13.138	28.343	11	2:45.361	1 Lap	53	2:08.578	54.612	14	2:05.864	34.512
8	2:23.471	16.580	8	2:13.790	31.132	53	2:11.284	42.344	248	2:07.332	55.203	32	2:24.014	1 Lap
21	2:24.345	17.454	53	2:12.832	31.277	19	2:12.575	44.284	19	2:10.098	59.821	248	2:07.557	1:03.987
248	2:24.537	17.646	248	2:13.154	31.807	248	2:09.277	44.344	21	2:10.925	1:09.982	53	2:09.305	1:04.818
53	2:25.389	18.498	21	2:14.273	35.236	8	2:15.694	53.767	8	2:14.756	1:16.221	19	2:11.266	1:15.558
34	2:28.637	21.746	47	2:17.094	40.226	21	2:15.202	54.118	47	2:17.608	1:29.468	21	2:10.212	1:25.227
47	2:29.167	22.276	34	2:19.046	44.747	47	2:14.439	1:01.784	34	2:16.292	1:34.058	8	2:14.283	1:39.478
32	2:31.432	24.541	32	2:25.903	1:00.513	34	2:16.046	1:07.315	11	2:39.337	1 Lap	47	2:15.507	1:57.342
11	2:51.490	44.599	11	2:40.711	1:53.390	32	2:23.227	1:39.696	Num Lap Time Gap			34	2:14.774	1:58.181
Num Lap Time Gap			Num Lap Time Gap			Num Lap Time Gap			Lap 8			Num Lap Time Gap		
Lap 2			Lap 4			Lap 6			12	2:02.563		Lap 10		
40	2:08.254		12	2:04.000		12	2:03.134		2	2:02.261	03.034	12	2:01.923	
22	2:07.882	00.959	2	2:05.101	01.756	22	2:03.320	02.322	22	2:02.903	03.512	2	2:01.885	00.335
12	2:06.895	01.079	40	2:06.352	02.044	40	2:03.193	02.684	40	2:04.461	06.740	22	2:01.002	01.189
2	2:04.383	01.951	22	2:04.725	02.409	2	2:03.247	03.014	32	2:25.488	1 Lap	40	2:04.142	09.337
73	2:08.532	02.270	73	2:14.126	12.680	73	2:06.434	17.054	73	2:05.289	23.371	73	2:03.532	26.433
91	2:08.898	07.184	91	2:08.797	14.073	91	2:04.975	17.640	91	2:05.428	24.041	91	2:03.876	27.566
14	2:08.635	08.272	31	2:09.484	16.398	31	2:05.704	21.954	31	2:06.144	28.999	31	2:04.737	34.564
31	2:08.858	09.262	14	2:11.355	17.164	42	2:05.894	24.293	42	2:05.470	31.478	42	2:04.765	35.824
42	2:09.539	11.830	42	2:09.907	18.515	14	2:07.107	25.084	14	2:05.502	31.895	14	2:04.743	37.332
19	2:15.100	22.132	53	2:08.299	35.268	53	2:09.595	48.805	53	2:06.711	58.760	32	2:19.210	1 Lap
8	2:15.943	24.269	19	2:11.882	35.917	248	2:09.432	50.642	248	2:07.037	59.677	11	2:41.786	2 Laps
53	2:15.128	25.372	248	2:11.776	39.275	19	2:11.344	52.494	19	2:10.281	1:07.539	248	2:08.083	1:10.147
248	2:16.188	25.580	8	2:15.457	42.281	21	2:10.844	1:01.828	21	2:10.843	1:18.262	53	2:07.988	1:10.883
21	2:18.690	27.890	21	2:12.196	43.124	8	2:13.603	1:04.236	8	2:14.784	1:28.442	19	2:11.918	1:25.553
47	2:16.037	30.059	47	2:15.635	51.553	11	2:43.102	1 Lap	47	2:18.177	1:45.082	21	2:08.803	1:32.107
34	2:19.136	32.628	34	2:15.038	55.477	47	2:15.981	1:14.631	34	2:15.159	1:46.654	8	2:12.208	1:49.763
32	2:25.250	41.537	32	2:24.472	1:20.677	34	2:16.356	1:20.537						
11	2:43.261	1:19.606				32	2:20.933	1:57.495						





Circuito del Jarama
Historic Grand Prix Cars
Race - 1
Análisis

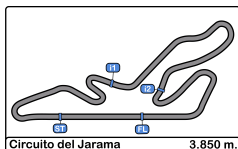


Num	Lap Time	Gap	Num	Lap Time	Gap
Lap 11					
2	2:03.516		11	2:40.370	3 Laps
12	2:10.322	06.471	8	2:15.015	1 Lap
22	2:09.476	06.814	22	2:02.596	17.032
47	2:17.072	1 Lap	40	2:06.011	17.413
34	2:17.987	1 Lap	47	2:11.662	1 Lap
40	2:05.228	10.714	91	2:06.215	31.132
73	2:03.551	26.133	73	2:11.703	35.973
91	2:02.711	26.426	42	2:02.994	37.862
31	2:04.237	34.950	31	2:04.364	38.992
42	2:03.644	35.617	34	2:18.818	1 Lap
14	2:06.497	39.978	14	2:04.567	44.556
32	2:20.765	1 Lap	53	2:07.628	1:27.360
248	2:07.438	1:13.734	19	2:08.810	1:47.318
53	2:07.315	1:14.347	21	2:07.856	1:48.706
11	2:37.186	2 Laps	32	2:18.636	1 Lap
19	2:11.731	1:33.433			
21	2:09.054	1:37.310			
8	2:13.538	1:59.450			

Num	Lap Time	Gap
Lap 12		
2	2:01.812	
12	2:00.942	05.601
40	2:04.586	13.488
22	2:11.520	16.522
47	2:13.158	1 Lap
34	2:14.660	1 Lap
73	2:02.035	26.356
91	2:02.389	27.003
31	2:03.576	36.714
42	2:03.149	36.954
14	2:03.909	42.075
53	2:09.283	1:21.818
32	2:23.971	1 Lap
19	2:08.973	1:40.594
21	2:07.438	1:42.936

Num	Lap Time	Gap
Lap 13		
2	2:02.086	
12	2:02.858	06.373

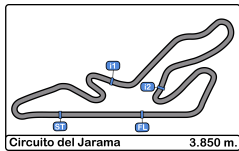




Circuito del Jarama
Historic Grand Prix Cars
Race - 1
Mejores Sectores



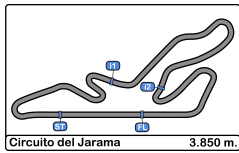
Sector - 1				Sector - 2				Sector - 3				Ideal Lap vs Best Lap			
Clas	Nº	Driver	Time	Nº	Driver	Time	Nº	Driver	Time	Clas	Nº	Driver	Ideal Lap	Best Lap	Clas
1	2	Rod Jolley	45.526	12	Rudi Friedrichs	40.617	2	Rod Jolley	33.977	1	2	Rod Jolley	2:00.210	2:00.586	1
2	22	Peter Horsman	45.713	2	Rod Jolley	40.707	22	Peter Horsman	34.166	2	22	Peter Horsman	2:00.655	2:01.002	3
3	42	James Willis	45.739	22	Peter Horsman	40.776	12	Rudi Friedrichs	34.214	3	12	Rudi Friedrichs	2:00.932	2:00.942	2
4	12	Rudi Friedrichs	46.101	73	Tom Dark	41.124	40	Joaquin Folch-Rusinol	34.368	4	42	James Willis	2:01.680	2:02.994	6
5	73	Tom Dark	46.276	91	Chris Drake	41.204	91	Chris Drake	34.560	5	73	Tom Dark	2:02.035	2:02.035	4
6	91	Chris Drake	46.348	31	Guillermo Fierro	41.307	14	Richard Wilson	34.571	6	91	Chris Drake	2:02.112	2:02.389	5
7	40	Joaquin Folch-Rusinol	46.774	42	James Willis	41.321	42	James Willis	34.620	7	40	Joaquin Folch-Rusinol	2:02.636	2:03.193	7
8	14	Richard Wilson	46.809	40	Joaquin Folch-Rusinol	41.494	73	Tom Dark	34.635	8	31	Guillermo Fierro	2:03.353	2:03.576	8
9	31	Guillermo Fierro	47.196	14	Richard Wilson	42.070	31	Guillermo Fierro	34.850	9	14	Richard Wilson	2:03.450	2:03.909	9
10	53	Justin Maeers	47.345	19	Paul Grant	42.684	248	Klaus Lehr	35.207	10	53	Justin Maeers	2:05.505	2:06.711	10
11	24	Klaus Lehr	48.059	53	Justin Maeers	42.778	53	Justin Maeers	35.382	11	248	Klaus Lehr	2:06.080	2:07.037	11
12	21	Ian Nuthall	48.401	248	Klaus Lehr	42.814	21	Ian Nuthall	35.631	12	21	Ian Nuthall	2:07.079	2:07.438	12
13	19	Paul Grant	49.314	21	Ian Nuthall	43.047	19	Paul Grant	36.006	13	19	Paul Grant	2:08.004	2:08.810	13
14	8	Tony Ditheridge	50.044	47	Brian Jolliffe	43.911	8	Tony Ditheridge	36.755	14	47	Brian Jolliffe	2:11.295	2:11.662	14
15	47	Brian Jolliffe	50.358	34	John Bussey	44.716	32	Guy Plante	36.759	15	8	Tony Ditheridge	2:11.954	2:12.208	15
16	34	John Bussey	50.875	8	Tony Ditheridge	45.155	47	Brian Jolliffe	37.026	16	34	John Bussey	2:13.332	2:14.660	16
17	32	Guy Plante	51.679	32	Guy Plante	48.168	34	John Bussey	37.741	17	32	Guy Plante	2:16.606	2:18.636	17
18	11	John Gillett	59.060	11	John Gillett	53.693	11	John Gillett	43.583	18	11	John Gillett	2:36.336	2:37.186	18
19	3	Barry Cannell	Transpo	3	Barry Cannell	Transpo	3	Barry Cannell	Transpo	19	3	Barry Cannell	Transpo	Transpo	19



Circuito del Jarama
Historic Grand Prix Cars
Race - 1
Secuencia Lider



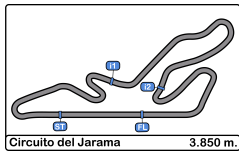
Nº	Driver	Car	Class	Start Lap	End Lap	Laps	Total Laps
40	Joaquin Folch-Rusinol	Lotus 16 365	7a	1	3	3	3
12	Rudi Friedrichs	Cooper T53	7b	4	10	7	7
2	Rod Jolley	Cooper T45/51	7b	11	13	3	3



Circuito del Jarama
 Historic Grand Prix Cars
 Race - 1
 5 Mejores Tiempos



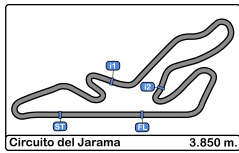
Cls	Nº	Driver	Car	Class	Best 1		Best 2		Best 3		Best 4		Best 5	
					Time	Lap	Time	Lap	Time	Lap	Time	Lap	Time	Lap
1	2	Rod Jolley	Cooper T45/51	7b	2:00.586	9	2:01.812	12	2:01.885	10	2:02.086	13	2:02.261	8
2	12	Rudi Friedrichs	Cooper T53	7b	2:00.942	12	2:01.923	10	2:02.563	8	2:02.771	7	2:02.858	13
3	22	Peter Horsman	Lotus 18/21	12	2:01.002	10	2:01.845	9	2:02.596	13	2:02.903	8	2:03.320	6
4	73	Tom Dark	Cooper T51	7b	2:02.035	12	2:03.532	10	2:03.551	11	2:04.700	9	2:05.282	5
5	91	Chris Drake	Cooper T71/73	10	2:02.389	12	2:02.711	11	2:03.876	10	2:04.819	9	2:04.975	6
6	42	James Willis	Cooper T45	9	2:02.994	13	2:03.149	12	2:03.644	11	2:04.751	9	2:04.765	10
7	40	Joaquin Folch-Rusinol	Lotus 16 365	7a	2:03.193	6	2:03.625	9	2:04.142	10	2:04.461	8	2:04.586	12
8	31	Guillermo Fierro	Maserati 250F	6	2:03.576	12	2:04.237	11	2:04.364	13	2:04.737	10	2:05.704	6
9	14	Richard Wilson	Cooper T51	7b	2:03.909	12	2:04.567	13	2:04.743	10	2:05.502	8	2:05.864	9
10	53	Justin Maeers	Cooper T53	12	2:06.711	8	2:07.315	11	2:07.628	13	2:07.988	10	2:08.299	4
11	24	Klaus Lehr	Maserati 250F	6	2:07.037	8	2:07.332	7	2:07.438	11	2:07.557	9	2:08.083	10
12	21	Ian Nuthall	Alta F2	5	2:07.438	12	2:07.856	13	2:08.803	10	2:09.054	11	2:10.212	9
13	19	Paul Grant	Cooper Bristol	5	2:08.810	13	2:08.973	12	2:10.098	7	2:10.281	8	2:11.266	9
14	47	Brian Jolliffe	Cooper T45	9	2:11.662	12	2:13.158	11	2:14.439	5	2:15.507	9	2:15.635	4
15	8	Tony Ditheridge	Cooper T45	9	2:12.208	10	2:13.538	11	2:13.603	6	2:13.790	3	2:14.283	9
16	34	John Bussey	Cooper T43	7c	2:14.660	11	2:14.774	9	2:15.038	4	2:15.159	8	2:16.046	5
17	32	Guy Plante	Cooper Bristol	5	2:18.636	12	2:19.210	9	2:20.765	10	2:20.933	6	2:23.227	5
18	11	John Gillett	MG K3	1	2:37.186	9	2:39.108	7	2:39.337	6	2:40.370	10	2:40.711	3
19	3	Barry Cannell	Brabham BT11	12										



Circuito del Jarama
 Historic Grand Prix Cars
 Race - 1
 5 Mejores Velocidades



Cls	Nº	Driver	Car	Class	Top 1		Top 2		Top 3		Top 4		Top 5		Avg
					Km/h	Lap	Km/h	Lap	Km/h	Lap	Km/h	Lap	Km/h	Lap	
1	2	Rod Jolley	Cooper T45/51	7b	204.5	9	193.2	8	189.8	12	183.9	5	183.3	7	190.9
2	73	Tom Dark	Cooper T51	7b	203.7	12	191.4	11	188.4	10	187.5	8	187.5	13	191.7
3	53	Justin Maeers	Cooper T53	12	201.8	13	191.4	7	188.4	8	186.2	9	179.4	5	189.4
4	22	Peter Horsman	Lotus 18/21	12	199.6	11	194.2	9	190.8	8	189.4	5	188.8	10	192.5
5	42	James Willis	Cooper T45	9	198.1	13	196.3	8	193.5	12	190.1	6	188.1	11	193.2
6	14	Richard Wilson	Cooper T51	7b	188.1	7	182.7	13	181.8	10	180.3	9	177.0	8	182.0
7	47	Brian Jolliffe	Cooper T45	9	187.8	9	177.0	10	168.7	6	166.4	2	164.3	12	172.8
8	12	Rudi Friedrichs	Cooper T53	7b	186.8	12	173.3	11	172.2	7	170.3	4	169.5	8	174.4
9	91	Chris Drake	Cooper T71/73	10	183.3	12	179.7	9	178.8	13	177.9	11	174.1	10	178.7
10	24	Klaus Lehr	Maserati 250F	6	183.3	7	183.3	9	178.8	8	164.1	11	161.4	5	174.2
11	40	Joaquin Folch-Rusinol	Lotus 16 365	7a	182.7	6	180.9	7	175.3	9	172.2	8	172.2	10	176.6
12	21	Ian Nuthall	Alta F2	5	180.3	13	177.3	11	174.4	12	172.5	9	168.7	10	174.6
13	31	Guillermo Fierro	Maserati 250F	6	175.3	13	174.1	12	173.6	10	170.3	8	168.2	6	172.3
14	8	Tony Ditheridge	Cooper T45	9	173.3	5	164.8	6	163.6	7	162.6	12	161.4	9	165.1
15	19	Paul Grant	Cooper Bristol	5	170.3	13	170.0	7	167.4	8	167.4	9	165.1	12	168.0
16	32	Guy Plante	Cooper Bristol	5	158.8	6	152.3	9	149.3	10	146.9	8	144.3	12	150.3
17	34	John Bussey	Cooper T43	7c	155.3	10	154.0	9	152.9	12	149.5	8	144.1	3	151.2
18	11	John Gillett	MG K3	1	129.9	6	127.8	9	127.0	7	126.9	10	120.9	5	126.5
19	3	Barry Cannell	Brabham BT11	12	124.8	1									124.8

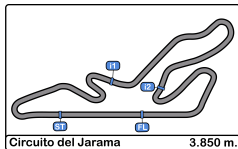


Circuito del Jarama
Historic Grand Prix Cars
Race - 1



Secuencia Vueltas Rápidas

Lap	Time of Day	Session Time	Nº	Driver	Car	Class	Time	Km/h
2	13:51:53.486	2:04:17.486	2	Rod Jolley	Cooper T45/51	7b	2:04.383	111.4
4	13:56:02.770	2:08:26.770	12	Rudi Friedrichs	Cooper T53	7b	2:04.000	111.7
5	13:58:09.114	2:10:33.114	22	Peter Horsman	Lotus 18/21	12	2:03.935	111.8
6	14:00:10.112	2:12:34.112	12	Rudi Friedrichs	Cooper T53	7b	2:03.134	112.5
7	14:02:12.883	2:14:36.883	12	Rudi Friedrichs	Cooper T53	7b	2:02.771	112.8
8	14:04:15.446	2:16:39.446	12	Rudi Friedrichs	Cooper T53	7b	2:02.563	113.0
8	14:04:18.480	2:16:42.480	2	Rod Jolley	Cooper T45/51	7b	2:02.261	113.3
9	14:06:19.066	2:18:43.066	2	Rod Jolley	Cooper T45/51	7b	2:00.586	114.9

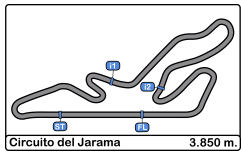


Circuito del Jarama
Historic Grand Prix Cars
Race - 1



Mejor Maxima Velocidad del Evento

Nº	Driver	Car	Class	Km/h	Session
40	Joaquin Folch-Rusinol	Lotus 16 365	7a	234.7	Qualifying
22	Peter Horsman	Lotus 18/21	12	231.7	Qualifying
73	Tom Dark	Cooper T51	7b	224.0	Qualifying
3	Barry Cannell	Brabham BT11A	12	218.6	Qualifying
91	Chris Drake	Cooper T71/73	10	216.4	Qualifying
14	Richard Wilson	Cooper T51	7b	212.5	Qualifying
42	James Willis	Cooper T45	9	210.9	Qualifying
2	Rod Jolley	Cooper T45/51	7b	210.5	Qualifying
27	Steve Hart (Chris Wilson)	Cooper T51	9	210.1	Free practice
31	Guillermo Fierro	Maserati 250F 2523	6	206.1	Qualifying
53	Justin Maeers	Cooper T53	12	201.8	Race - 1
8	Tony Ditheridge	Cooper T45	9	201.4	Free practice
47	Brian Jolliffe	Cooper T45	9	198.1	Qualifying
12	Rudi Friedrichs	Cooper T53	7b	192.5	Qualifying
248	Klaus Lehr	Maserati 250F CM5	6	191.8	Qualifying
21	Ian Nuthall	Alta F2	5	188.4	Qualifying
19	Paul Grant	Cooper Bristol Mk 2 3/52	5	185.5	Qualifying
34	John Bussey	Cooper T43	7c	176.1	Free practice
32	Guy Plante	Cooper Bristol	5	176.1	Qualifying
30	Julian Bronson	Scarab Offenhauser	8	166.9	Free practice
11	John Gillett	MG K3	1	142.8	Qualifying



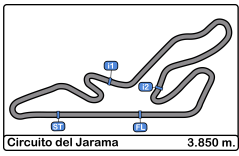
Circuito del Jarama
Historic Grand Prix Cars
Race - 1
Cuentavueltas



LAP

Nr	Pos	Grid	1	2	3	4	5	6	7	8	9	10	11	12	13
22	1	22	40	40	40	12	12	12	12	12	12	12	2	2	2
40	2	40	22	22	12	2	22	22	22	2	2	2	12	12	12
73	3	73	73	12	2	40	40	40	2	22	22	22	22	40	22
91	4	91	12	2	22	22	2	2	40	40	40	40	40	22	40
3	5	3	2	73	73	73	73	73	73	73	73	73	73	73	91
2	6	2	91	91	91	91	91	91	91	91	91	91	91	91	73
12	7	12	14	14	14	31	31	31	31	31	31	31	31	31	42
14	8	14	31	31	31	14	14	42	42	42	42	42	42	42	31
31	9	31	42	42	42	42	42	14	14	14	14	14	14	14	14
42	10	42	19	19	19	53	53	53	53	53	248	248	248	53	53
27	11	27	8	8	8	19	19	248	248	248	53	53	53	19	19
248	12	248	21	53	53	248	248	19	19	19	19	19	19	21	21
47	13	47	248	248	248	8	8	21	21	21	21	21	21	8	8
8	14	8	53	21	21	21	21	8	8	8	8	8	8	8	47
21	15	21	34	47	47	47	47	47	47	47	47	47	47	47	34
19	16	19	47	34	34	34	34	34	34	34	34	34	34	34	32
34	17	34	32	32	32	32	32	32	32	32	32	32	32	32	32
32	18	32	11	11	11	11	11	11	11	11	11	11	11	11	11
30	19	30													
11	20	11													
53	21	53													

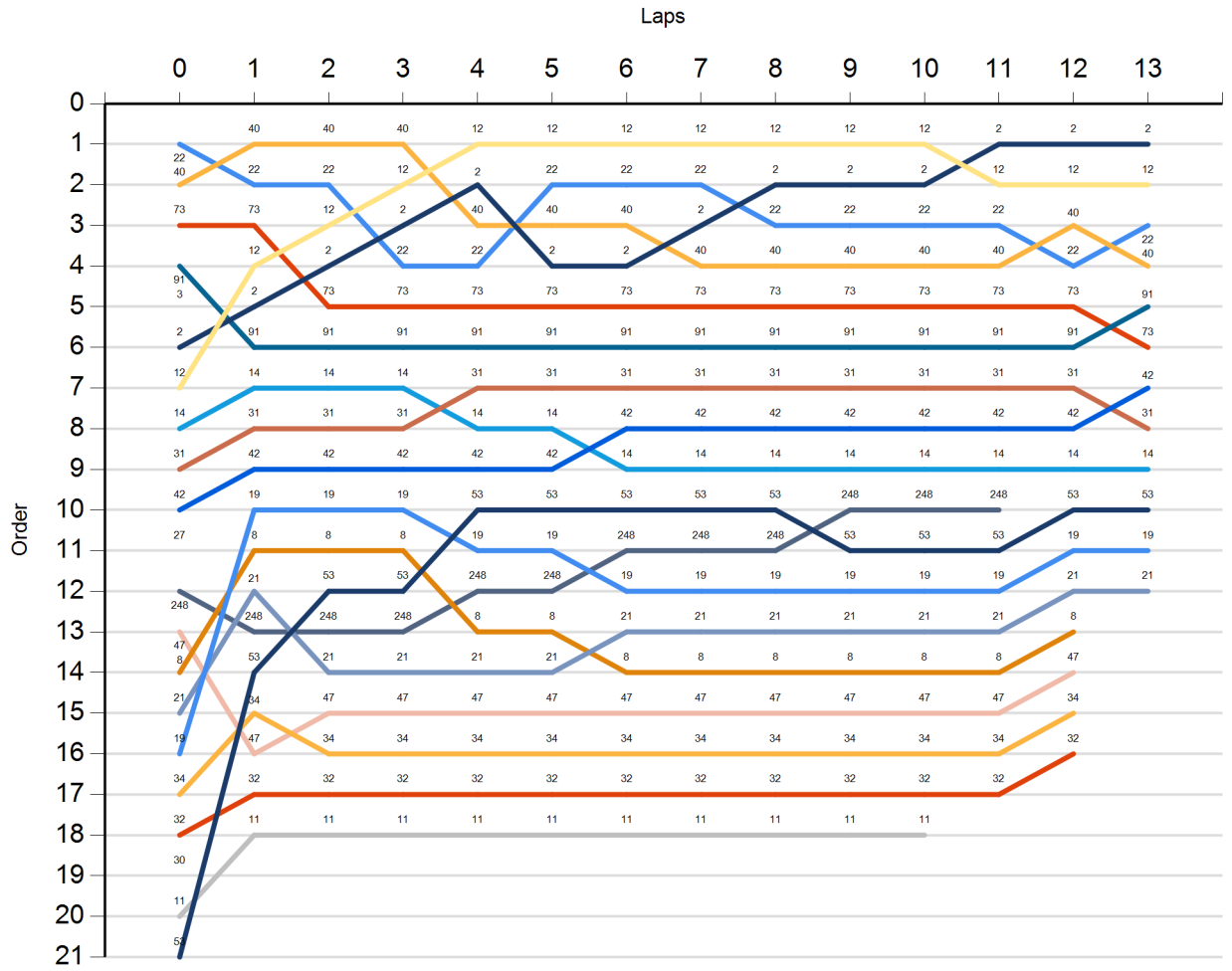


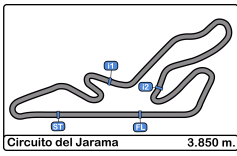


Circuito del Jarama
Historic Grand Prix Cars
Race - 1
Cuentavueltas Gráfico



- 22
- 40
- 73
- 91
- 3
- 2
- 12
- 14
- 31
- 42
- 27
- 248
- 47
- 8
- 21
- 19
- 34
- 32
- 30
- 11
- 53



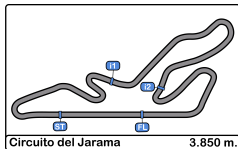


Circuito del Jarama
Historic Grand Prix Cars
Race - 1
Tiempos Parada en Pit



Nº	In Day Time	Driver	Car	Class	In Time	Stop Nº	Pit Time	Handicap	Penalty
----	-------------	--------	-----	-------	---------	---------	----------	----------	---------





Circuito del Jarama
Historic Grand Prix Cars
Race - 1
Resultados Finales



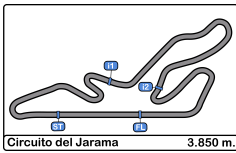
Cls	Nº	Driver	Car	Class	Cls	Laps	Total Time	Gap	Interval	Km/h	Best	Time	Km/h
1	2	Rod Jolley	Cooper T45/51	7b	1	13	26:51.975			111.7	9	2:00.586	114.9
2	12	Rudi Friedrichs	Cooper T53	7b	2	13	26:58.348	6.373	6.373	111.3	12	2:00.942	114.6
3	22	Peter Horsman	Lotus 18/21	12	1	13	27:09.007	17.032	10.659	110.6	10	2:01.002	114.5
4	40	Joaquin Folch-Rusinol	Lotus 16 365	7a	1	13	27:09.388	17.413	0.381	110.5	6	2:03.193	112.5
5	91	Chris Drake	Cooper T71/73	10	1	13	27:23.107	31.132	13.719	109.6	12	2:02.389	113.2
6	73	Tom Dark	Cooper T51	7b	3	13	27:27.948	35.973	4.841	109.3	12	2:02.035	113.5
7	42	James Willis	Cooper T45	9	1	13	27:29.837	37.862	1.889	109.2	13	2:02.994	112.6
8	31	Guillermo Fierro	Maserati 250F 2523	6	1	13	27:30.967	38.992	1.130	109.1	12	2:03.576	112.1
9	14	Richard Wilson	Cooper T51	7b	4	13	27:36.531	44.556	5.564	108.7	12	2:03.909	111.8
10	53	Justin Maeers	Cooper T53	12	2	13	28:19.335	1:27.360	42.804	106.0	8	2:06.711	109.3
11	19	Paul Grant	Cooper Bristol Mk 2 3/52	5	1	13	28:39.293	1:47.318	19.958	104.7	13	2:08.810	107.6
12	21	Ian Nuthall	Alta F2	5	2	13	28:40.681	1:48.706	1.388	104.7	12	2:07.438	108.7
13	8	Tony Ditheridge	Cooper T45	9	2	12	27:02.542	1 Lap	1 Lap	102.5	10	2:12.208	104.8
14	47	Brian Jolliffe	Cooper T45	9	3	12	27:21.537	1 Lap	18.995	101.3	12	2:11.662	105.2
15	34	John Bussey	Cooper T43	7c	1	12	27:31.949	1 Lap	10.412	100.6	11	2:14.660	102.9
16	32	Guy Plante	Cooper Bristol	5	3	12	28:43.301	1 Lap	1:11.352	96.5	12	2:18.636	99.9
17	248	Klaus Lehr	Maserati 250F CM5	6	2	11	24:01.811	2 Laps	1 Lap	105.7	8	2:07.037	109.1
18	11	John Gillett	MG K3	1	1	10	27:01.712	3 Laps	1 Lap	85.4	9	2:37.186	88.1
Not classified: (Requirements: 75% of number laps of leader = 10 Laps)													
	3	Barry Cannell	Brabham BT11A	12	3								
	27	Steve Hart (Chris Wilson)	Cooper T51	9	4								
	30	Julian Bronson	Scarab Offenhauser	8	1								

Fastest lap Rod Jolley in 2:00.586 at 114.9 Km/h in lap 9

Published at:.....

Stewards:	Race Director:	Timekeeper:
------------------	-----------------------	------------------------

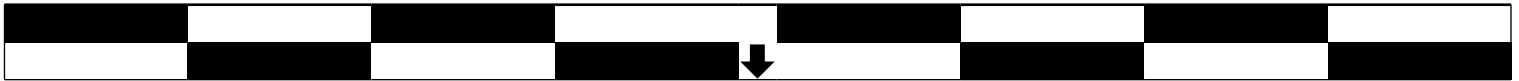




Circuito del Jarama
 Historic Grand Prix Cars
 Race - 2
 Parrilla de Salida



21	30	Julian Bronson		.11.		Steve Hart (Chris Wilson)	27	20
19	3	Barry Cannell		.10.	27:01.712	John Gillett	11	18
17	248	Klaus Lehr	24:01.811	.9.	28:43.301	Guy Plante	32	16
15	34	John Bussey	27:31.949	.8.	27:21.537	Brian Jolliffe	47	14
13	8	Tony Ditheridge	27:02.542	.7.	28:40.681	Ian Nuthall	21	12
11	19	Paul Grant	28:39.293	.6.	28:19.335	Justin Maers	53	10
9	14	Richard Wilson	27:36.531	.5.	27:30.967	Guillermo Fierro	31	8
7	42	James Willis	27:29.837	.4.	27:27.948	Tom Dark	73	6
5	91	Chris Drake	27:23.107	.3.	27:09.388	Joaquin Folch-Rusinol	40	4
3	22	Peter Horsman	27:09.007	.2.	26:58.348	Rudi Friedrichs	12	2
1	2	Rod Jolley	26:51.975	.1.				

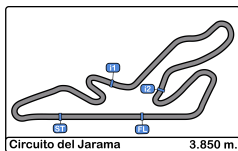


Pole

Published at:.....

Stewards:	Timekeeper: 
-----------	---





Circuito del Jarama
Historic Grand Prix Cars
Race - 2
Resultados Provisionales



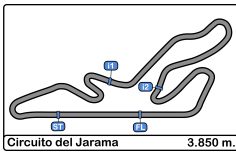
Cls	Nº	Driver	Car	Class	Cls	Laps	Total Time	Gap	Interval	Km/h	Best	Time	Km/h
1	22	Peter Horsman	Lotus 18/21	12	1	14	25:14.350			128.1	2	1:47.053	129.4
2	40	Joaquin Folch-Rusinol	Lotus 16 365	7a	1	14	25:24.958	10.608	10.608	127.2	10	1:48.212	128.0
3	73	Tom Dark	Cooper T51	7b	1	14	25:30.428	16.078	5.470	126.7	11	1:47.480	128.9
4	3	Barry Cannell	Brabham BT11A	12	2	14	25:32.969	18.619	2.541	126.5	13	1:47.212	129.2
5	91	Chris Drake	Cooper T71/73	10	1	14	25:34.096	19.746	1.127	126.4	10	1:47.908	128.4
6	42	James Willis	Cooper T45	9	1	14	26:34.238	1:19.888	1:00.142	121.7	4	1:51.875	123.8
7	31	Guillermo Fierro	Maserati 250F 2523	6	1	13	25:26.564	1 Lap	1 Lap	118.0	2	1:56.398	119.0
8	21	Ian Nuthall	Alta F2	5	1	13	25:55.016	1 Lap	28.452	115.8	12	1:57.029	118.4
9	8	Tony Ditheridge	Cooper T45	9	2	13	25:55.525	1 Lap	0.509	115.8	13	1:57.511	117.9
10	19	Paul Grant	Cooper Bristol Mk 2 3/52	5	2	13	26:01.787	1 Lap	6.262	115.3	7	1:58.643	116.8
11	47	Brian Jolliffe	Cooper T45	9	3	13	26:49.706	1 Lap	47.919	111.9	11	1:57.443	118.0
12	34	John Bussey	Cooper T43	7c	1	13	26:52.911	1 Lap	3.205	111.7	4	2:00.322	115.1
13	32	Guy Plante	Cooper Bristol	5	3	12	25:28.977	2 Laps	1 Lap	108.7	10	2:05.318	110.5
14	11	John Gillett	MG K3	1	1	11	26:53.298	3 Laps	1 Lap	94.5	5	2:23.113	96.8
Not classified: (Requirements: 75% of number laps of leader = 11 Laps)													
	53	Justin Maeers	Cooper T53	12	3	6	11:29.116	8 Laps	5 Laps	120.6	2	1:50.031	125.9
	2	Rod Jolley	Cooper T45/51	7b	2	3	5:28.980	11 Laps	3 Laps	126.3	2	1:48.754	127.4
	12	Rudi Friedrichs	Cooper T53	7b	3	3	5:34.067	11 Laps	5.087	124.4	3	1:50.445	125.4
	14	Richard Wilson	Cooper T51	7b	4								
	248	Klaus Lehr	Maserati 250F CM5	6	2								
	27	Steve Hart (Chris Wilson)	Cooper T51	9	4								
	30	Julian Bronson	Scarab Offenhauser	8	1								

Fastest lap Peter Horsman in 1:47.053 at 129.5 Km/h in lap 2

Published at:.....

Stewards:	Race Director:	Timekeeper:
------------------	-----------------------	------------------------





Circuito del Jarama
Historic Grand Prix Cars
Race - 2




Resultados Provisionales por categoria

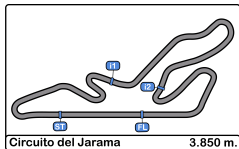
Cla	Nº	Driver	Car	Class	Cls	Laps	Total Time	Gap	Interval	Km/h	Best	Time	Km/h
1													
1	11	John Gillett	MG K3	1	1	11	26:53.298			94.5	5	2:23.113	96.8
10													
1	91	Chris Drake	Cooper T71/73	10	1	14	25:34.096			126.4	10	1:47.908	128.4
12													
1	22	Peter Horsman	Lotus 18/21	12	1	14	25:14.350			128.1	2	1:47.053	129.4
2	3	Barry Cannell	Brabham BT11A	12	2	14	25:32.969	18.619	18.619	126.5	13	1:47.212	129.2
Not classified: (Requirements: 75% of number laps of leader = 11 Laps)													
	53	Justin Maeers	Cooper T53	12	3	6	11:29.116	8 Laps	8 Laps	120.6	2	1:50.031	125.9
5													
1	21	Ian Nuthall	Alta F2	5	1	13	25:55.016			115.8	12	1:57.029	118.4
2	19	Paul Grant	Cooper Bristol Mk 2 3/52	5	2	13	26:01.787	1 Lap	6.771	115.3	7	1:58.643	116.8
3	32	Guy Plante	Cooper Bristol	5	3	12	25:28.977	2 Laps	1 Lap	108.7	10	2:05.318	110.5
6													
1	31	Guillermo Fierro	Maserati 250F 2523	6	1	13	25:26.564			118.0	2	1:56.398	119.0
Not classified: (Requirements: 75% of number laps of leader = 11 Laps)													
	248	Klaus Lehr	Maserati 250F CM5	6	2								
7a													
1	40	Joaquin Folch-Rusinol	Lotus 16 365	7a	1	14	25:24.958			127.2	10	1:48.212	128.0
7b													
1	73	Tom Dark	Cooper T51	7b	1	14	25:30.428			126.7	11	1:47.480	128.9
Not classified: (Requirements: 75% of number laps of leader = 11 Laps)													
	2	Rod Jolley	Cooper T45/51	7b	2	3	5:28.980	11 Laps	11 Laps	126.3	2	1:48.754	127.4
	12	Rudi Friedrichs	Cooper T53	7b	3	3	5:34.067	11 Laps	5.087	124.4	3	1:50.445	125.4
	14	Richard Wilson	Cooper T51	7b	4								
7c													
1	34	John Bussey	Cooper T43	7c	1	13	26:52.911			111.7	4	2:00.322	115.1
8													
Not classified: (Requirements: 75% of number laps of leader = 11 Laps)													
	30	Julian Bronson	Scarab Offenhauser	8	1								
9													
1	42	James Willis	Cooper T45	9	1	14	26:34.238			121.7	4	1:51.875	123.8
2	8	Tony Ditheridge	Cooper T45	9	2	13	25:55.525	1 Lap	1 Lap	115.8	13	1:57.511	117.9
3	47	Brian Jolliffe	Cooper T45	9	3	13	26:49.706	1 Lap	54.181	111.9	11	1:57.443	118.0
Not classified: (Requirements: 75% of number laps of leader = 11 Laps)													
	27	Steve Hart (Chris Wilson)	Cooper T51	9	4								

Fastest lap Peter Horsman in 1:47.053 at 129.5 Km/h in lap 2

Published at:.....

Stewards:	Race Director:	Timekeeper: 
-----------	----------------	---



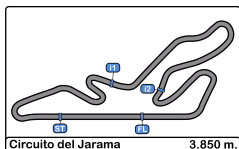


Circuito del Jarama
Historic Grand Prix Cars
Race - 2



Clasificación Provisional por Vuelta Rápida de Piloto

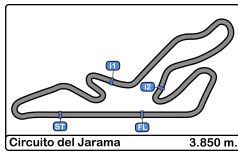
Cls	Nº	Driver	Car	Class	Cls	Laps	Best	Time	Gap	Interval	Km/h
1	22	Peter Horsman	Lotus 18/21	12	1	14	2	1:47.053			129.4
2	3	Barry Cannell	Brabham BT11A	12	2	14	13	1:47.212	0.159	0.159	129.2
3	73	Tom Dark	Cooper T51	7b	1	14	11	1:47.480	0.427	0.268	128.9
4	91	Chris Drake	Cooper T71/73	10	1	14	10	1:47.908	0.855	0.428	128.4
5	40	Joaquin Folch-Rusinol	Lotus 16 365	7a	1	14	10	1:48.212	1.159	0.304	128.0
6	2	Rod Jolley	Cooper T45/51	7b	2	3	2	1:48.754	1.701	0.542	127.4
7	53	Justin Maeers	Cooper T53	12	3	6	2	1:50.031	2.978	1.277	125.9
8	12	Rudi Friedrichs	Cooper T53	7b	3	3	3	1:50.445	3.392	0.414	125.4
9	42	James Willis	Cooper T45	9	1	14	4	1:51.875	4.822	1.430	123.8
10	31	Guillermo Fierro	Maserati 250F 2523	6	1	13	2	1:56.398	9.345	4.523	119.0
11	21	Ian Nuthall	Alta F2	5	1	13	12	1:57.029	9.976	0.631	118.4
12	47	Brian Jolliffe	Cooper T45	9	2	13	11	1:57.443	10.390	0.414	118.0
13	8	Tony Ditheridge	Cooper T45	9	3	13	13	1:57.511	10.458	0.068	117.9
14	19	Paul Grant	Cooper Bristol Mk 2 3/52	5	2	13	7	1:58.643	11.590	1.132	116.8
15	34	John Bussey	Cooper T43	7c	1	13	4	2:00.322	13.269	1.679	115.1
16	32	Guy Plante	Cooper Bristol	5	3	12	10	2:05.318	18.265	4.996	110.5
17	11	John Gillett	MG K3	1	1	11	5	2:23.113	36.060	17.795	96.8



Circuito del Jarama
Historic Grand Prix Cars
Race - 2
Distancia y Velocidad Media



Cls	Nº	Driver	Car	Class	Cls	Laps	Distance	Total Time	Km/h
1	22	Peter Horsman	Lotus 18/21	12	1	14	53.90	25:14.350	128.1
2	40	Joaquin Folch-Rusinol	Lotus 16 365	7a	1	14	53.90	25:24.958	127.2
3	73	Tom Dark	Cooper T51	7b	1	14	53.90	25:30.428	126.7
4	3	Barry Cannell	Brabham BT11A	12	2	14	53.90	25:32.969	126.5
5	91	Chris Drake	Cooper T71/73	10	1	14	53.90	25:34.096	126.4
6	42	James Willis	Cooper T45	9	1	14	53.90	26:34.238	121.7
7	31	Guillermo Fierro	Maserati 250F 2523	6	1	13	50.05	25:26.564	118.0
8	21	Ian Nuthall	Alta F2	5	1	13	50.05	25:55.016	115.8
9	8	Tony Ditheridge	Cooper T45	9	2	13	50.05	25:55.525	115.8
10	19	Paul Grant	Cooper Bristol Mk 2 3/52	5	2	13	50.05	26:01.787	115.3
11	47	Brian Jolliffe	Cooper T45	9	3	13	50.05	26:49.706	111.9
12	34	John Bussey	Cooper T43	7c	1	13	50.05	26:52.911	111.7
13	32	Guy Plante	Cooper Bristol	5	3	12	46.20	25:28.977	108.7
14	11	John Gillett	MG K3	1	1	11	42.35	26:53.298	94.5
Not classified: (Requirements: 75% of number laps of leader = 11 Laps)									
	53	Justin Maers	Cooper T53	12	3	6	23.10	11:29.116	120.6
	2	Rod Jolley	Cooper T45/51	7b	2	3	11.55	5:28.980	126.3
	12	Rudi Friedrichs	Cooper T53	7b	3	3	11.55	5:34.067	124.4
	14	Richard Wilson	Cooper T51	7b	4				
	248	Klaus Lehr	Maserati 250F CM5	6	2				
	27	Steve Hart (Chris Wilson)	Cooper T51	9	4				
	30	Julian Bronson	Scarab Offenhauser	8	1				



Circuito del Jarama
Historic Grand Prix Cars
Race - 2
Tiempos Por Vuelta



2

Rod Jolley

7b 12

Rudi Friedrichs

7b

Cooper T45/51

Cooper T53

Lap D	Time	Sector 1	Sector 2	Sector 3	T. Spd	Elapsed	Lap D	Time	Sector 1	Sector 2	Sector 3	T. Spd	Elapsed
1	1:51.385	44.246	36.543	30.596	124.7	1:51.385	1	1:53.107	44.307	37.380	31.420	131.8	1:53.107
2	1:48.754	42.219	36.196	30.339	209.7	3:40.139	2	1:50.515	42.379	37.196	30.940	189.1	3:43.622
3	1:48.841	42.046	36.301	30.494	210.5	5:28.980	3	1:50.445	42.464	37.081	30.900	192.8	5:34.067
4		42.430	36.546		195.6		4		42.417	36.896		191.8	

3

Barry Cannell

12 19

Paul Grant

5

Brabham BT11A

Cooper Bristol Mk 2 3/52

Lap D	Time	Sector 1	Sector 2	Sector 3	T. Spd	Elapsed	Lap D	Time	Sector 1	Sector 2	Sector 3	T. Spd	Elapsed
1	1:56.687	48.145	37.612	30.930	159.0	1:56.687	1	2:05.716	50.487	41.850	33.379	122.3	2:05.716
2	1:50.997	42.089	37.773	31.135	204.9	3:47.684	2	1:59.754	46.208	40.128	33.418	186.5	4:05.470
3	1:49.360	41.844	37.219	30.297	199.2	5:37.044	3	1:59.617	45.976	40.236	33.405	189.1	6:05.087
4	1:50.748	41.638	38.169	30.941	217.7	7:27.792	4	2:01.502	46.788	41.143	33.571	167.4	8:06.589
5	1:49.708	42.038	37.502	30.168	198.5	9:17.500	5	1:59.899	46.095	40.170	33.634	189.1	10:06.488
6	1:49.064	41.603	36.694	30.767	208.0	11:06.564	6	2:00.078	46.056	40.153	33.869	180.6	12:06.566
7	1:48.136	41.560	36.268	30.308	215.1	12:54.700	7	1:58.643	45.696	39.706	33.241	186.2	14:05.209
8	1:48.679	41.564	36.459	30.656	215.1	14:43.379	8	1:59.016	45.919	39.722	33.375	193.2	16:04.225
9	1:48.920	42.297	36.317	30.306	214.2	16:32.299	9	1:59.286	46.285	39.974	33.027	194.9	18:03.511
10	1:48.141	41.267	36.634	30.240	207.6	18:20.440	10	1:58.812	45.875	39.952	32.985	189.1	20:02.323
11	1:47.472	41.478	35.852	30.142	212.1	20:07.912	11	1:59.750	46.606	40.360	32.784	177.3	22:02.073
12	1:48.264	41.301	37.057	29.906	210.1	21:56.176	12	1:59.664	46.228	39.930	33.506	179.4	24:01.737
13	1:47.212	40.807	36.197	30.208	229.2	23:43.388	13	2:00.050	46.097	40.374	33.579	184.9	26:01.787
14	1:49.581	41.552	36.572	31.457	225.9	25:32.969							

8

Tony Ditheridge

9

Ian Nuthall

5

Cooper T45

Alfa F2

Lap D	Time	Sector 1	Sector 2	Sector 3	T. Spd	Elapsed	Lap D	Time	Sector 1	Sector 2	Sector 3	T. Spd	Elapsed
1	2:02.578	49.490	40.064	33.024	131.2	2:02.578	1	2:02.026	48.134	40.631	33.261	129.9	2:02.026
2	1:59.763	45.897	40.360	33.506	170.3	4:02.341	2	1:59.620	45.616	40.558	33.446	184.9	4:01.646
3	2:01.657	46.817	41.818	33.022	175.8	6:03.998	3	2:02.076	47.118	41.412	33.546	182.4	6:03.722
4	2:01.648	46.714	41.482	33.452	170.3	8:05.646	4	2:02.511	47.202	41.642	33.667	169.5	8:06.233
5	1:59.383	45.119	41.002	33.262	181.5	10:05.029	5	1:59.690	45.556	40.744	33.390	188.4	10:05.923
6	1:59.460	45.566	41.056	32.838	178.5	12:04.489	6	1:59.623	45.593	40.713	33.317	188.1	12:05.546
7	1:58.977	45.212	40.683	33.082	182.7	14:03.466	7	1:58.605	45.343	40.196	33.066	189.1	14:04.151
8	1:59.221	44.611	41.173	33.437	185.5	16:02.687	8	1:58.657	45.423	40.046	33.188	189.1	16:02.808
9	1:57.626	44.350	40.276	33.000	186.5	18:00.313	9	1:58.387	45.511	39.666	33.210	185.8	18:01.195
10	1:59.144	44.931	40.575	33.638	187.5	19:59.457	10	1:58.590	45.059	40.158	33.373	189.8	19:59.785
11	2:00.535	45.433	42.289	32.813	183.9	21:59.992	11	2:00.552	45.931	41.829	32.792	187.1	22:00.337
12	1:58.022	45.679	39.691	32.652	192.5	23:58.014	12	1:57.029	44.974	39.274	32.781	191.1	23:57.366
13	1:57.511	45.458	39.036	33.017	186.5	25:55.525	13	1:57.650	45.186	39.390	33.074	185.8	25:55.016

11

John Gillett

1

Peter Horsman

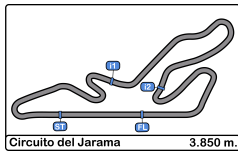
12

MG K3

Lotus 18/21

Lap D	Time	Sector 1	Sector 2	Sector 3	T. Spd	Elapsed	Lap D	Time	Sector 1	Sector 2	Sector 3	T. Spd	Elapsed
1	2:27.257	57.913	49.125	40.219	117.9	2:27.257	1	1:49.055	42.673	35.918	30.464	135.6	1:49.055
2	2:24.348	54.735	49.078	40.535	136.1	4:51.605	2	1:47.053	40.883	36.104	30.066	219.5	3:36.108
3	2:23.649	54.475	48.471	40.703	131.8	7:15.254	3	1:47.430	41.022	36.094	30.314	213.0	5:23.538
4	2:26.516	54.749	50.558	41.209	135.5	9:41.770	4	1:48.049	41.128	36.100	30.821	216.4	7:11.587
5	2:23.113	53.838	48.562	40.713	155.8	12:04.883	5	1:47.986	41.179	36.451	30.356	216.0	8:59.573
6	2:25.570	55.154	49.403	41.013	131.3	14:30.453	6	1:47.496	41.264	36.044	30.188	223.1	10:47.069
7	2:27.708	54.777	51.258	41.673	133.8	16:58.161	7	1:48.488	41.545	36.184	30.759	215.1	12:35.557
8	2:28.847	56.703	50.483	41.661	141.1	19:27.008	8	1:48.429	41.496	36.438	30.495	211.3	14:23.986
9	2:28.479	56.429	50.724	41.326	142.8	21:55.487	9	1:48.831	41.937	36.532	30.362	208.8	16:12.817
10	2:27.145	56.070	49.528	41.547	138.6	24:22.632	10	1:47.624	41.224	36.005	30.395	209.3	18:00.441
11	2:30.666	57.072	52.220	41.374	129.6	26:53.298	11	1:47.446	41.016	35.955	30.475	217.7	19:47.887
							12	1:49.146	41.230	37.638	30.278	214.7	21:37.033
							13	1:48.516	41.425	36.391	30.700	217.7	23:25.549
							14	1:48.801	41.758	36.049	30.994	215.1	25:14.350





Circuito del Jarama
Historic Grand Prix Cars
Race - 2
Tiempos Por Vuelta



31

Guillermo Fierro

6 40

Joaquin Folch-Rusinol

7a

Maserati 250F 2523

Lotus 16 365

Lap D	Time	Sector 1	Sector 2	Sector 3	T. Spd	Elapsed	Lap D	Time	Sector 1	Sector 2	Sector 3	T. Spd	Elapsed
1	1:56.856	46.764	37.947	32.145	129.9	1:56.856	1	1:50.544	43.588	36.534	30.422	136.1	1:50.544
2	1:56.398	44.976	39.159	32.263	178.2	3:53.254	2	1:48.794	41.913	36.378	30.503	199.6	3:39.338
3	1:56.716	44.280	39.339	33.097	187.5	5:49.970	3	1:49.525	42.214	36.626	30.685	185.8	5:28.863
4	1:56.409	44.713	38.598	33.098	183.9	7:46.379	4	1:48.850	42.073	36.513	30.264	204.1	7:17.713
5	1:57.557	45.287	38.926	33.344	182.7	9:43.936	5	1:49.086	42.139	36.628	30.319	204.5	9:06.799
6	1:57.430	44.713	39.415	33.302	192.1	11:41.366	6	1:48.314	41.815	36.231	30.268	203.0	10:55.113
7	1:57.844	45.351	39.470	33.023	181.8	13:39.210	7	1:48.687	41.749	36.380	30.558	191.8	12:43.800
8	1:57.586	45.396	39.178	33.012	183.3	15:36.796	8	1:48.722	42.129	36.413	30.180	203.7	14:32.522
9	1:58.017	45.049	39.912	33.056	187.8	17:34.813	9	1:48.469	42.000	36.326	30.143	191.8	16:20.991
10	1:58.439	45.060	40.119	33.260	196.7	19:33.252	10	1:48.212	41.595	36.294	30.323	198.5	18:09.203
11	1:58.923	46.125	39.365	33.433	181.8	21:32.175	11	1:49.740	41.474	36.301	31.965	205.7	19:58.943
12	1:57.656	44.820	40.382	32.454	186.8	23:29.831	12	1:48.462	41.646	36.469	30.347	204.9	21:47.405
13	1:56.733	44.847	39.194	32.692	190.8	25:26.564	13	1:48.394	41.493	36.575	30.326	199.6	23:35.799
14	1:49.159	42.073	36.504	30.582	191.4	25:24.958	14	1:49.159	42.073	36.504	30.582	191.4	25:24.958

32

Guy Plante

5 42

James Willis

9

Cooper Bristol

Cooper T45

Lap D	Time	Sector 1	Sector 2	Sector 3	T. Spd	Elapsed	Lap D	Time	Sector 1	Sector 2	Sector 3	T. Spd	Elapsed
1	2:07.806	51.151	42.077	34.578	131.5	2:07.806	1	1:54.930	45.311	37.872	31.747	131.5	1:54.930
2	2:06.430	48.101	43.631	34.698	170.0	4:14.236	2	1:52.518	43.626	37.127	31.765	203.7	3:47.448
3	2:06.789	47.550	44.062	35.177	171.1	6:21.025	3	1:52.673	43.438	37.391	31.844	177.6	5:40.121
4	2:07.261	48.381	43.902	34.978	170.8	8:28.286	4	1:51.875	42.746	37.286	31.843	203.0	7:31.996
5	2:09.162	48.564	44.466	36.132	169.2	10:37.448	5	1:56.870	45.347	39.289	32.234	207.6	9:28.866
6	2:09.379	48.680	44.485	36.214	153.8	12:46.827	6	1:54.184	43.880	37.977	32.327	193.2	11:23.050
7	2:09.089	50.289	43.266	35.534	166.6	14:55.916	7	1:54.177	43.699	38.310	32.168	192.1	13:17.227
8	2:05.752	47.666	42.924	35.162	174.7	17:01.668	8	1:53.856	43.698	38.457	31.701	201.4	15:11.083
9	2:07.106	49.225	43.079	34.802	154.5	19:08.774	9	1:53.073	43.682	37.905	31.486	198.1	17:04.156
10	2:05.318	47.576	43.075	34.667	167.4	21:14.092	10	1:55.155	44.478	38.511	32.166	188.1	18:59.311
11	2:06.981	48.021	43.753	35.207	176.4	23:21.073	11	1:53.378	43.458	38.430	31.490	201.1	20:52.689
12	2:07.904	49.289	43.572	35.043	166.9	25:28.977	12	1:53.199	43.064	38.022	32.113	204.1	22:45.888
13							13	1:53.449	43.253	38.276	31.920	204.9	24:39.337
14							14	1:54.901	44.016	38.891	31.994	197.4	26:34.238

34

John Bussey

7c

47

Brian Jolliffe

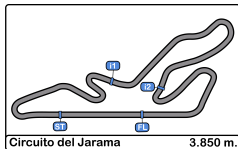
9

Cooper T43

Cooper T45

Lap D	Time	Sector 1	Sector 2	Sector 3	T. Spd	Elapsed	Lap D	Time	Sector 1	Sector 2	Sector 3	T. Spd	Elapsed
1	2:08.002	52.057	41.548	34.397	125.0	2:08.002	1	2:26.646	1:10.248	41.346	35.052	137.4	2:26.646
2	2:01.089	46.487	40.455	34.147	178.8	4:09.091	2	2:03.256	46.688	40.804	35.764	188.1	4:29.902
3	2:00.759	46.678	40.463	33.618	173.0	6:09.850	3	2:01.808	46.718	41.417	33.673	192.5	6:31.710
4	2:00.322	46.293	40.279	33.750	175.0	8:10.172	4	2:02.548	47.829	40.699	34.020	179.7	8:34.258
5	2:01.158	46.739	40.387	34.032	188.4	10:11.330	5	2:02.500	47.254	40.817	34.429	179.7	10:36.758
6	2:01.952	46.585	40.956	34.411	186.2	12:13.282	6	2:01.287	46.104	40.345	34.838	183.3	12:38.045
7	2:01.985	47.127	40.486	34.372	159.2	14:15.267	7	2:04.024	47.906	41.657	34.461	168.7	14:42.069
8	2:04.633	47.532	42.370	34.731	157.8	16:19.900	8	2:04.120	47.748	42.528	33.844	161.1	16:46.189
9	2:05.190	47.703	42.553	34.934	164.1	18:25.090	9	2:02.370	47.634	41.012	33.724	177.9	18:48.559
10	2:04.728	47.312	41.933	35.483	175.6	20:29.818	10	2:03.528	48.294	41.258	33.976	183.6	20:52.087
11	2:07.210	48.993	42.938	35.279	142.1	22:37.028	11	1:57.443	45.411	39.284	32.748	179.1	22:49.530
12	2:08.140	48.852	43.245	36.043	147.3	24:45.168	12	1:59.375	45.195	40.520	33.660	195.6	24:48.905
13	2:07.743	48.920	43.179	35.644	158.1	26:52.911	13	2:00.801	45.909	41.725	33.167	190.1	26:49.706





Circuito del Jarama
Historic Grand Prix Cars
Race - 2
Tiempos Por Vuelta



53 Justin Maeers 12

Cooper T53

Lap	D	Time	Sector 1	Sector 2	Sector 3	T. Spd	Elapsed
1		1:54.892	45.680	37.793	31.419	145.9	1:54.892
2		1:50.031	42.355	36.856	30.820	218.6	3:44.923
3		1:50.705	42.617	36.925	31.163	221.3	5:35.628
4		1:51.945	42.945	37.362	31.638	206.5	7:27.573
5		1:51.532	43.113	37.216	31.203	188.8	9:19.105
6		2:10.011 P	42.580	37.034	50.397	213.0	11:29.116

73 Tom Dark 7b

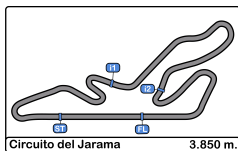
Cooper T51

Lap	D	Time	Sector 1	Sector 2	Sector 3	T. Spd	Elapsed
1		1:52.490	44.503	37.502	30.485	143.8	1:52.490
2		1:52.611	45.304	36.729	30.578	219.0	3:45.101
3		1:49.874	41.750	37.177	30.947	213.4	5:34.975
4		1:49.962	41.908	36.973	31.081	216.4	7:24.937
5		1:50.009	42.544	36.946	30.519	205.3	9:14.946
6		1:48.851	41.501	36.960	30.390	219.5	11:03.797
7		1:48.900	41.561	37.199	30.140	217.7	12:52.697
8		1:49.779	42.092	36.429	31.258	214.7	14:42.476
9		1:47.929	41.341	36.017	30.571	221.7	16:30.405
10		1:47.752	41.530	36.080	30.142	222.2	18:18.157
11		1:47.480	41.370	36.150	29.960	225.9	20:05.637
12		1:49.313	42.193	36.723	30.397	219.5	21:54.950
13		1:47.543	41.511	36.092	29.940	222.2	23:42.493
14		1:47.935	41.644	35.921	30.370	213.8	25:30.428

91 Chris Drake 10

Cooper T71/73

Lap	D	Time	Sector 1	Sector 2	Sector 3	T. Spd	Elapsed
1		1:53.934	44.701	37.961	31.272	132.1	1:53.934
2		1:50.057	42.224	37.107	30.726	205.3	3:43.991
3		1:51.509	42.418	37.351	31.740	198.8	5:35.500
4		1:50.157	41.766	36.922	31.469	204.5	7:25.657
5		1:50.787	43.972	36.606	30.209	196.3	9:16.444
6		1:48.426	41.655	36.450	30.321	213.0	11:04.870
7		1:48.357	41.773	36.392	30.192	207.2	12:53.227
8		1:49.673	41.858	36.648	31.167	210.1	14:42.900
9		1:48.005	41.762	36.007	30.236	206.5	16:30.905
10		1:47.908	41.356	36.310	30.242	217.7	18:18.813
11		1:47.910	41.316	36.262	30.332	211.3	20:06.723
12		1:49.583	41.904	37.356	30.323	204.1	21:56.306
13		1:48.061	41.543	36.261	30.257	213.8	23:44.367
14		1:49.729	42.142	36.628	30.959	187.1	25:34.096



Circuito del Jarama
Historic Grand Prix Cars
Race - 2
Análisis



Num	Lap Time	Gap
Lap 1		
22	1:49.055	
40	1:50.544	01.489
2	1:51.385	02.330
73	1:52.490	03.435
12	1:53.107	04.052
91	1:53.934	04.879
53	1:54.892	05.837
42	1:54.930	05.875
3	1:56.687	07.632
31	1:56.856	07.801
21	2:02.026	12.971
8	2:02.578	13.523
19	2:05.716	16.661
32	2:07.806	18.751
34	2:08.002	18.947
47	2:26.646	37.591
11	2:27.257	38.202

Num	Lap Time	Gap
Lap 2		
22	1:47.053	
40	1:48.794	03.230
2	1:48.754	04.031
12	1:50.515	07.514
91	1:50.057	07.883
53	1:50.031	08.815
73	1:52.611	08.993
42	1:52.518	11.340
3	1:50.997	11.576
31	1:56.398	17.146
21	1:59.620	25.538
8	1:59.763	26.233
19	1:59.754	29.362
34	2:01.089	32.983
32	2:06.430	38.128
47	2:03.256	53.794
11	2:24.348	1:15.497

Num	Lap Time	Gap
Lap 3		
22	1:47.430	
40	1:49.525	05.325
2	1:48.841	05.442
12	1:50.445	10.529
73	1:49.874	11.437
91	1:51.509	11.962
53	1:50.705	12.090
3	1:49.360	13.506
42	1:52.673	16.583
31	1:56.716	26.432
21	2:02.076	40.184
8	2:01.657	40.460
19	1:59.617	41.549
34	2:00.759	46.312
32	2:06.789	57.487
47	2:01.808	1:08.172

Num	Lap Time	Gap
Lap 4		
22	1:48.049	
11	2:23.649	1 Lap
40	1:48.850	06.126
73	1:49.962	13.350
91	1:50.157	14.070
53	1:51.945	15.986
3	1:50.748	16.205
42	1:51.875	20.409
31	1:56.409	34.792
8	2:01.648	54.059
21	2:02.511	54.646
19	2:01.502	55.002
34	2:00.322	58.585
32	2:07.261	1:16.699
47	2:02.548	1:22.671

Num	Lap Time	Gap
Lap 5		
22	1:47.986	
40	1:49.086	07.226
73	1:50.009	15.373
91	1:50.787	16.871

Num	Lap Time	Gap
Lap 6		
22	1:47.496	
40	1:48.314	08.044
73	1:48.851	16.728
91	1:48.426	17.801
3	1:49.064	19.495
42	1:54.184	35.981
53	2:10.011	42.047
31	1:57.430	54.297
8	1:59.460	1:17.420
11	2:23.113	1 Lap
21	1:59.623	1:18.477
19	2:00.078	1:19.497
34	2:01.952	1:26.213

Num	Lap Time	Gap
Lap 7		
22	1:48.488	
47	2:01.287	1 Lap
40	1:48.687	08.243
32	2:09.379	1 Lap
73	1:48.900	17.140
91	1:48.357	17.670
3	1:48.136	19.143
42	1:54.177	41.670
31	1:57.844	1:03.653
8	1:58.977	1:27.909
21	1:58.605	1:28.594
19	1:58.643	1:29.652

Num	Lap Time	Gap
Lap 8		
22	1:48.429	
11	2:25.570	2 Laps
40	1:48.722	08.536
47	2:04.024	1 Lap
73	1:49.779	18.490
91	1:49.673	18.914
3	1:48.679	19.393
32	2:09.089	1 Lap
42	1:53.856	47.097
31	1:57.586	1:12.810
8	1:59.221	1:38.701
21	1:58.657	1:38.822
19	1:59.016	1:40.239

Num	Lap Time	Gap
Lap 9		
22	1:48.831	
34	2:04.633	1 Lap
40	1:48.469	08.174
73	1:47.929	17.588
91	1:48.005	18.088
3	1:48.920	19.482
47	2:04.120	1 Lap
11	2:27.708	2 Laps
32	2:05.752	1 Lap
42	1:53.073	51.339
31	1:58.017	1:21.996
8	1:57.626	1:47.496

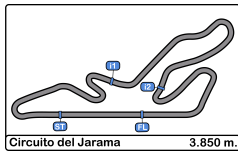
Num	Lap Time	Gap
Lap 10		
22	1:47.624	
21	1:58.387	1 Lap
19	1:59.286	1 Lap
40	1:48.212	08.762
73	1:47.752	17.716
91	1:47.908	18.372
3	1:48.141	19.999
34	2:05.190	1 Lap

Num	Lap Time	Gap
Lap 11		
22	1:47.446	
40	1:49.740	11.056
8	1:59.144	1 Lap
21	1:58.590	1 Lap
19	1:58.812	1 Lap
73	1:47.480	17.750
91	1:47.910	18.836
3	1:47.472	20.025
34	2:04.728	1 Lap
47	2:03.528	1 Lap
42	1:53.378	1:04.802
32	2:05.318	1 Lap
31	1:58.923	1:44.288

Num	Lap Time	Gap
Lap 12		
22	1:49.146	
40	1:48.462	10.372
73	1:49.313	17.917
11	2:28.479	3 Laps
3	1:48.264	19.143
91	1:49.583	19.273
8	2:00.535	1 Lap
21	2:00.552	1 Lap
19	1:59.750	1 Lap
34	2:07.210	1 Lap
42	1:53.199	1:08.855
47	1:57.443	1 Lap
32	2:06.981	1 Lap

Num	Lap Time	Gap
Lap 13		
22	1:48.516	
31	1:57.656	1 Lap
40	1:48.394	10.250





Circuito del Jarama
Historic Grand Prix Cars
Race - 2
Análisis

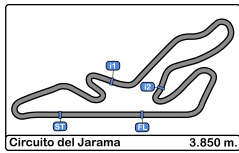


Num	Lap Time	Gap
73	1:47.543	16.944
3	1:47.212	17.839
91	1:48.061	18.818
21	1:57.029	1 Lap
8	1:58.022	1 Lap
19	1:59.664	1 Lap
11	2:27.145	3 Laps
42	1:53.449	1:13.788
34	2:08.140	1 Lap
47	1:59.375	1 Lap

Num	Lap Time	Gap
-----	----------	-----

Lap 14

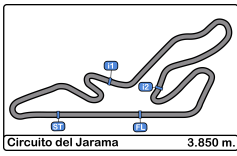
22	1:48.801	
40	1:49.159	10.608
31	1:56.733	1 Lap
32	2:07.904	2 Laps
73	1:47.935	16.078
3	1:49.581	18.619
91	1:49.729	19.746
21	1:57.650	1 Lap
8	1:57.511	1 Lap
19	2:00.050	1 Lap
42	1:54.901	1:19.888
47	2:00.801	1 Lap
34	2:07.743	1 Lap
11	2:30.666	3 Laps



Circuito del Jarama
Historic Grand Prix Cars
Race - 2
Mejores Sectores



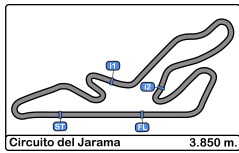
Sector - 1			Sector - 2			Sector - 3			Ideal Lap vs Best Lap						
Clas	Nº	Driver	Time	Nº	Driver	Time	Nº	Driver	Time	Clas	Nº	Driver	Ideal Lap	Best Lap	Clas
1	3	Barry Cannell	40.807	3	Barry Cannell	35.852	3	Barry Cannell	29.906	1	3	Barry Cannell	1:46.565	1:47.212	2
2	22	Peter Horsman	40.883	22	Peter Horsman	35.918	73	Tom Dark	29.940	2	22	Peter Horsman	1:46.867	1:47.053	1
3	91	Chris Drake	41.316	73	Tom Dark	35.921	22	Peter Horsman	30.066	3	73	Tom Dark	1:47.202	1:47.480	3
4	73	Tom Dark	41.341	91	Chris Drake	36.007	40	Joaquin Folch-Rusinol	30.143	4	91	Chris Drake	1:47.515	1:47.908	4
5	40	Joaquin Folch-Rusinol	41.474	2	Rod Jolley	36.196	91	Chris Drake	30.192	5	40	Joaquin Folch-Rusinol	1:47.848	1:48.212	5
6	2	Rod Jolley	42.046	40	Joaquin Folch-Rusinol	36.231	2	Rod Jolley	30.339	6	2	Rod Jolley	1:48.581	1:48.754	6
7	53	Justin Maeers	42.355	53	Justin Maeers	36.856	53	Justin Maeers	30.820	7	53	Justin Maeers	1:50.031	1:50.031	7
8	12	Rudi Friedrichs	42.379	12	Rudi Friedrichs	36.896	12	Rudi Friedrichs	30.900	8	12	Rudi Friedrichs	1:50.175	1:50.445	8
9	42	James Willis	42.746	42	James Willis	37.127	42	James Willis	31.486	9	42	James Willis	1:51.359	1:51.875	9
10	31	Guillermo Fierro	44.280	31	Guillermo Fierro	37.947	31	Guillermo Fierro	32.145	10	31	Guillermo Fierro	1:54.372	1:56.398	10
11	8	Tony Ditheridge	44.350	8	Tony Ditheridge	39.036	8	Tony Ditheridge	32.652	11	8	Tony Ditheridge	1:56.038	1:57.511	13
12	21	Ian Nuthall	44.974	21	Ian Nuthall	39.274	47	Brian Jolliffe	32.748	12	21	Ian Nuthall	1:57.029	1:57.029	11
13	47	Brian Jolliffe	45.195	47	Brian Jolliffe	39.284	21	Ian Nuthall	32.781	13	47	Brian Jolliffe	1:57.227	1:57.443	12
14	19	Paul Grant	45.696	19	Paul Grant	39.706	19	Paul Grant	32.784	14	19	Paul Grant	1:58.186	1:58.643	14
15	34	John Bussey	46.293	34	John Bussey	40.279	34	John Bussey	33.618	15	34	John Bussey	2:00.190	2:00.322	15
16	32	Guy Plante	47.550	32	Guy Plante	42.077	32	Guy Plante	34.578	16	32	Guy Plante	2:04.205	2:05.318	16
17	11	John Gillett	53.838	11	John Gillett	48.471	11	John Gillett	40.219	17	11	John Gillett	2:22.528	2:23.113	17



Circuito del Jarama
Historic Grand Prix Cars
Race - 2
Secuencia Lider



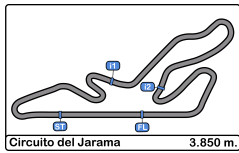
<u>Nº</u>	<u>Driver</u>	<u>Car</u>	<u>Class</u>	<u>Start Lap</u>	<u>End Lap</u>	<u>Laps</u>	<u>Total Laps</u>
22	Peter Horsman	Lotus 18/21	12	1	14	14	14



Circuito del Jarama
 Historic Grand Prix Cars
 Race - 2
 5 Mejores Tiempos



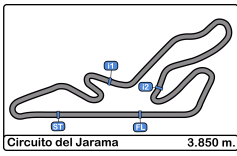
Cls	Nº	Driver	Car	Class	Best 1		Best 2		Best 3		Best 4		Best 5	
					Time	Lap	Time	Lap	Time	Lap	Time	Lap	Time	Lap
1	22	Peter Horsman	Lotus 18/21	12	1:47.053	2	1:47.430	3	1:47.446	11	1:47.496	6	1:47.624	10
2	3	Barry Cannell	Brabham BT11	12	1:47.212	13	1:47.472	11	1:48.136	7	1:48.141	10	1:48.264	12
3	73	Tom Dark	Cooper T51	7b	1:47.480	11	1:47.543	13	1:47.752	10	1:47.929	9	1:47.935	14
4	91	Chris Drake	Cooper T71/73	10	1:47.908	10	1:47.910	11	1:48.005	9	1:48.061	13	1:48.357	7
5	40	Joaquin Folch-Rusinol	Lotus 16 365	7a	1:48.212	10	1:48.314	6	1:48.394	13	1:48.462	12	1:48.469	9
6	2	Rod Jolley	Cooper T45/51	7b	1:48.754	2	1:48.841	3	1:51.385	1				
7	53	Justin Maeers	Cooper T53	12	1:50.031	2	1:50.705	3	1:51.532	5	1:51.945	4	1:54.892	1
8	12	Rudi Friedrichs	Cooper T53	7b	1:50.445	3	1:50.515	2	1:53.107	1				
9	42	James Willis	Cooper T45	9	1:51.875	4	1:52.518	2	1:52.673	3	1:53.073	9	1:53.199	12
10	31	Guillermo Fierro	Maserati 250F	6	1:56.398	2	1:56.409	4	1:56.716	3	1:56.733	13	1:56.856	1
11	21	Ian Nuthall	Alta F2	5	1:57.029	12	1:57.650	13	1:58.387	9	1:58.590	10	1:58.605	7
12	47	Brian Jolliffe	Cooper T45	9	1:57.443	11	1:59.375	12	2:00.801	13	2:01.287	6	2:01.808	3
13	8	Tony Ditheridge	Cooper T45	9	1:57.511	13	1:57.626	9	1:58.022	12	1:58.977	7	1:59.144	10
14	19	Paul Grant	Cooper Bristol	5	1:58.643	7	1:58.812	10	1:59.016	8	1:59.286	9	1:59.617	3
15	34	John Bussey	Cooper T43	7c	2:00.322	4	2:00.759	3	2:01.089	2	2:01.158	5	2:01.952	6
16	32	Guy Plante	Cooper Bristol	5	2:05.318	10	2:05.752	8	2:06.430	2	2:06.789	3	2:06.981	11
17	11	John Gillett	MG K3	1	2:23.113	5	2:23.649	3	2:24.348	2	2:25.570	6	2:26.516	4



Circuito del Jarama
 Historic Grand Prix Cars
 Race - 2
 5 Mejores Velocidades



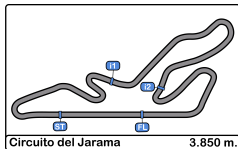
Cls	Nº	Driver	Car	Class	Top 1		Top 2		Top 3		Top 4		Top 5		Avg
					Km/h	Lap	Km/h	Lap	Km/h	Lap	Km/h	Lap	Km/h	Lap	
1	3	Barry Cannell	Brabham BT11	12	229.2	13	225.9	14	217.7	4	215.1	7	215.1	8	220.6
2	73	Tom Dark	Cooper T51	7b	225.9	11	222.2	10	222.2	13	221.7	9	219.5	6	222.3
3	22	Peter Horsman	Lotus 18/21	12	223.1	6	219.5	2	217.7	11	217.7	13	216.4	4	218.9
4	53	Justin Maeers	Cooper T53	12	221.3	3	218.6	2	213.0	6	206.5	4	188.8	5	209.6
5	91	Chris Drake	Cooper T71/73	10	217.7	10	213.8	13	213.0	6	211.3	11	210.1	8	213.2
6	2	Rod Jolley	Cooper T45/51	7b	210.5	3	209.7	2	195.6	4	124.7	1			185.1
7	42	James Willis	Cooper T45	9	207.6	5	204.9	13	204.1	12	203.7	2	203.0	4	204.7
8	40	Joaquin Folch-Rusinol	Lotus 16 365	7a	205.7	11	204.9	12	204.5	5	204.1	4	203.7	8	204.6
9	31	Guillermo Fierro	Maserati 250F	6	196.7	10	192.1	6	190.8	13	187.8	9	187.5	3	191.0
10	47	Brian Jolliffe	Cooper T45	9	195.6	12	192.5	3	190.1	13	188.1	2	183.6	10	190.0
11	19	Paul Grant	Cooper Bristol	5	194.9	9	193.2	8	189.1	3	189.1	5	189.1	10	191.1
12	12	Rudi Friedrichs	Cooper T53	7b	192.8	3	191.8	4	189.1	2	131.8	1			176.4
13	8	Tony Ditheridge	Cooper T45	9	192.5	12	187.5	10	186.5	9	186.5	13	185.5	8	187.7
14	21	Ian Nuthall	Alta F2	5	191.1	12	189.8	10	189.1	7	189.1	8	188.4	5	189.5
15	34	John Bussey	Cooper T43	7c	188.4	5	186.2	6	178.8	2	175.6	10	175.0	4	180.8
16	32	Guy Plante	Cooper Bristol	5	176.4	11	174.7	8	171.1	3	170.8	4	170.0	2	172.6
17	11	John Gillett	MG K3	1	155.8	5	142.8	9	141.1	8	138.6	10	136.1	2	142.9



Circuito del Jarama
Historic Grand Prix Cars
Race - 2
Secuencia Vueltas Rápidas



Lap	Time of Day	Session Time	Nº	Driver	Car	Class	Time	Km/h
2	17:26:26.231	2:03:36.231	22	Peter Horsman	Lotus 18/21	12	1:47.053	129.4

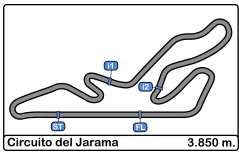


Circuito del Jarama
Historic Grand Prix Cars
Race - 2



Mejor Maxima Velocidad del Evento

Nº	Driver	Car	Class	Km/h	Session
40	Joaquin Folch-Rusinol	Lotus 16 365	7a	234.7	Qualifying
22	Peter Horsman	Lotus 18/21	12	231.7	Qualifying
3	Barry Cannell	Brabham BT11A	12	229.2	Race - 2
73	Tom Dark	Cooper T51	7b	225.9	Race - 2
53	Justin Maeers	Cooper T53	12	221.3	Race - 2
91	Chris Drake	Cooper T71/73	10	217.7	Race - 2
14	Richard Wilson	Cooper T51	7b	212.5	Qualifying
42	James Willis	Cooper T45	9	210.9	Qualifying
2	Rod Jolley	Cooper T45/51	7b	210.5	Qualifying
27	Steve Hart (Chris Wilson)	Cooper T51	9	210.1	Free practice
31	Guillermo Fierro	Maserati 250F 2523	6	206.1	Qualifying
8	Tony Ditheridge	Cooper T45	9	201.4	Free practice
47	Brian Jolliffe	Cooper T45	9	198.1	Qualifying
19	Paul Grant	Cooper Bristol Mk 2 3/52	5	194.9	Race - 2
12	Rudi Friedrichs	Cooper T53	7b	192.8	Race - 2
248	Klaus Lehr	Maserati 250F CM5	6	191.8	Qualifying
21	Ian Nuthall	Alta F2	5	191.1	Race - 2
34	John Bussey	Cooper T43	7c	188.4	Race - 2
32	Guy Plante	Cooper Bristol	5	176.4	Race - 2
30	Julian Bronson	Scarab Offenhauser	8	166.9	Free practice
11	John Gillett	MG K3	1	155.8	Race - 2

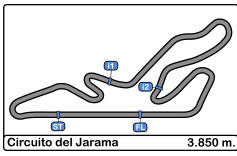


Circuito del Jarama
Historic Grand Prix Cars
Race - 2
Cuentavueltas



LAP

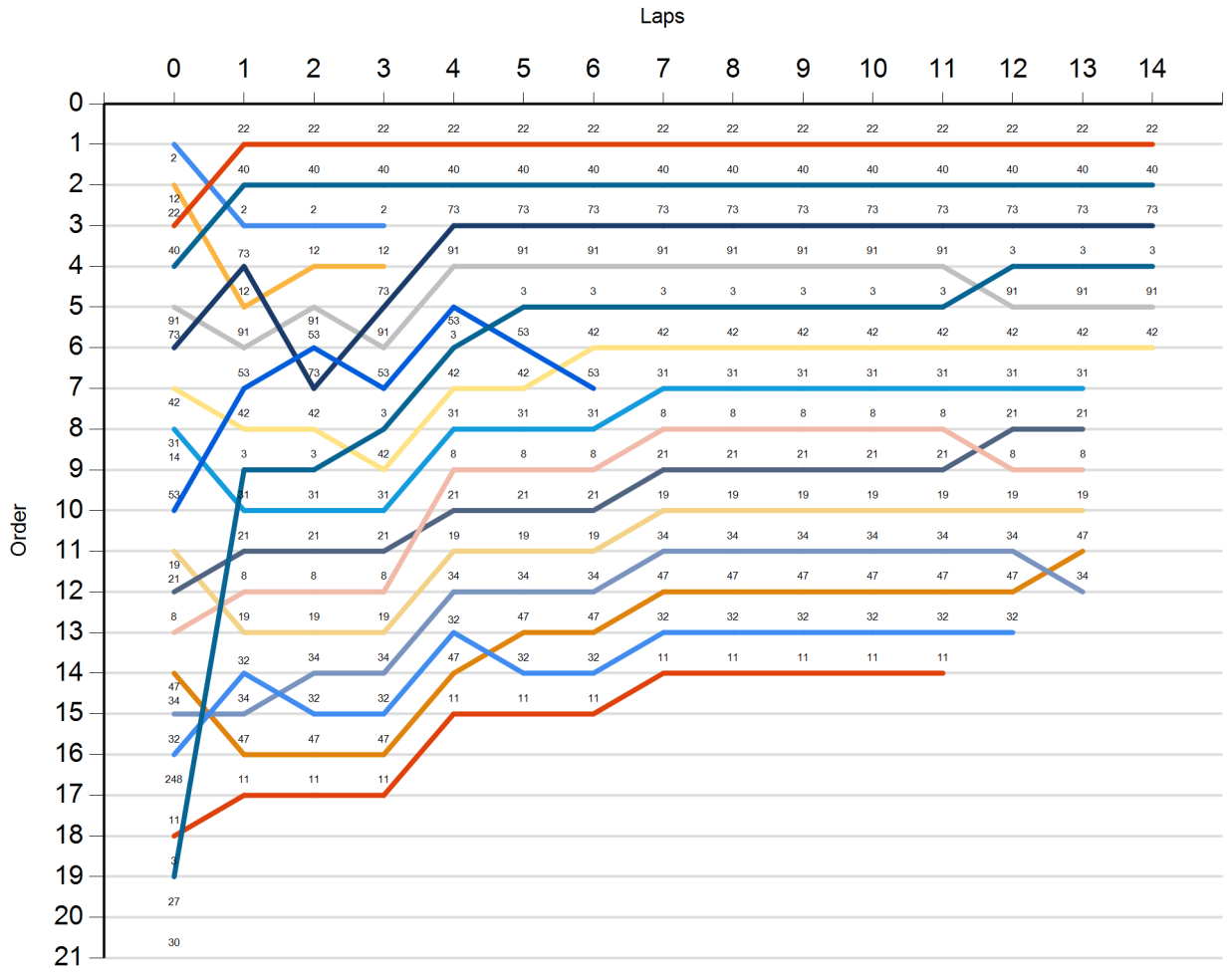
Nr	Pos	Grid	1	2	3	4	5	6	7	8	9	10	11	12	13	14
2	1	2	22	22	22	22	22	22	22	22	22	22	22	22	22	22
12	2	12	40	40	40	40	40	40	40	40	40	40	40	40	40	40
22	3	22	2	2	2	73	73	73	73	73	73	73	73	73	73	73
40	4	40	73	12	12	91	91	91	91	91	91	91	91	3	3	3
91	5	91	12	91	73	53	3	3	3	3	3	3	3	91	91	91
73	6	73	91	53	91	3	53	42	42	42	42	42	42	42	42	42
42	7	42	53	73	53	42	42	53	31	31	31	31	31	31	31	31
31	8	31	42	42	3	31	31	31	8	8	8	8	8	21	21	21
14	9	14	3	3	42	8	8	8	21	21	21	21	21	8	8	8
53	10	53	31	31	31	21	21	21	19	19	19	19	19	19	19	19
19	11	19	21	21	21	19	19	19	34	34	34	34	34	34	47	47
21	12	21	8	8	8	34	34	34	47	47	47	47	47	47	34	34
8	13	8	19	19	19	32	47	47	32	32	32	32	32	32	32	32
47	14	47	32	34	34	47	32	32	11	11	11	11	11	11	11	11
34	15	34	34	32	32	11	11	11								
32	16	32	47	47	47											
248	17	248	11	11	11											
11	18	11														
3	19	3														
27	20	27														
30	21	30														

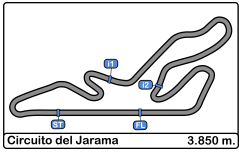


Circuito del Jarama
Historic Grand Prix Cars
Race - 2
Cuentavueltas Gráfico



- 2
- 12
- 22
- 40
- 91
- 73
- 42
- 31
- 14
- 53
- 19
- 21
- 8
- 47
- 34
- 32
- 248
- 11
- 3
- 27
- 30



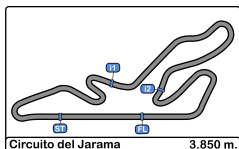


Circuito del Jarama
Historic Grand Prix Cars
Race - 2
Tiempos Parada en Pit



Nº	In Day Time	Driver	Car	Class	In Time	Stop Nº	Pit Time	Handicap	Penalty
----	-------------	--------	-----	-------	---------	---------	----------	----------	---------





Circuito del Jarama
Historic Grand Prix Cars
Race - 2
Resultados Finales



Cls	Nº	Driver	Car	Class	Cls	Laps	Total Time	Gap	Interval	Km/h	Best	Time	Km/h
1	22	Peter Horsman	Lotus 18/21	12	1	14	25:14.350			128.1	2	1:47.053	129.4
2	40	Joaquin Folch-Rusinol	Lotus 16 365	7a	1	14	25:24.958	10.608	10.608	127.2	10	1:48.212	128.0
3	73	Tom Dark	Cooper T51	7b	1	14	25:30.428	16.078	5.470	126.7	11	1:47.480	128.9
4	3	Barry Cannell	Brabham BT11A	12	2	14	25:32.969	18.619	2.541	126.5	13	1:47.212	129.2
5	91	Chris Drake	Cooper T71/73	10	1	14	25:34.096	19.746	1.127	126.4	10	1:47.908	128.4
6	42	James Willis	Cooper T45	9	1	14	26:34.238	1:19.888	1:00.142	121.7	4	1:51.875	123.8
7	31	Guillermo Fierro	Maserati 250F 2523	6	1	13	25:26.564	1 Lap	1 Lap	118.0	2	1:56.398	119.0
8	21	Ian Nuthall	Alta F2	5	1	13	25:55.016	1 Lap	28.452	115.8	12	1:57.029	118.4
9	8	Tony Ditheridge	Cooper T45	9	2	13	25:55.525	1 Lap	0.509	115.8	13	1:57.511	117.9
10	19	Paul Grant	Cooper Bristol Mk 2 3/52	5	2	13	26:01.787	1 Lap	6.262	115.3	7	1:58.643	116.8
11	47	Brian Jolliffe	Cooper T45	9	3	13	26:49.706	1 Lap	47.919	111.9	11	1:57.443	118.0
12	34	John Bussey	Cooper T43	7c	1	13	26:52.911	1 Lap	3.205	111.7	4	2:00.322	115.1
13	32	Guy Plante	Cooper Bristol	5	3	12	25:28.977	2 Laps	1 Lap	108.7	10	2:05.318	110.5
14	11	John Gillett	MG K3	1	1	11	26:53.298	3 Laps	1 Lap	94.5	5	2:23.113	96.8
Not classified: (Requirements: 75% of number laps of leader = 11 Laps)													
	53	Justin Maeers	Cooper T53	12	3	6	11:29.116	8 Laps	5 Laps	120.6	2	1:50.031	125.9
	2	Rod Jolley	Cooper T45/51	7b	2	3	5:28.980	11 Laps	3 Laps	126.3	2	1:48.754	127.4
	12	Rudi Friedrichs	Cooper T53	7b	3	3	5:34.067	11 Laps	5.087	124.4	3	1:50.445	125.4
	14	Richard Wilson	Cooper T51	7b	4								
	248	Klaus Lehr	Maserati 250F CM5	6	2								
	27	Steve Hart (Chris Wilson)	Cooper T51	9	4								
	30	Julian Bronson	Scarab Offenhauser	8	1								

Fastest lap Peter Horsman in 1:47.053 at 129.5 Km/h in lap 2

Published at:.....

Stewards:	Race Director:	Timekeeper:
------------------	-----------------------	------------------------

