

Circuito del Jarama
Renault Clio Cup
Carrera - 2
Resultados Provisionales



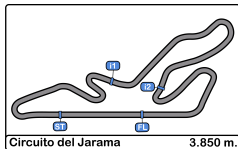
Cls	Nº	Piloto	Nac	Equipo	Cat.	Cls	Vtas.	Tiempo	Dif 1º	Intervalo	Km/h	V.R.	Tiempo	Km/h
1	2	Nicolas Milan	FRA	MILAN NICOLAS			15	28:51.096			120.0	4	1:51.565	124.2
2	15	David Pouget	FRA	DAVID POUGET			15	28:51.720	0.624	0.624	120.0	3	1:51.443	124.3
3	23	Jordi Palomeras	FRA	DAVID POUGET			15	29:00.662	9.566	8.942	119.4	4	1:51.979	123.7
4	72	Kévin Jiménez	FRA	DAVID POUGET	R	1	15	29:02.544	11.448	1.882	119.3	3	1:52.037	123.7
5	9	Marc De Fulgencio	ESP	MOTOR CLUB	JR	1	15	29:03.535	12.439	0.991	119.2	4	1:52.698	122.9
6	111	Mathieu Lannepoudenx	FRA	MILAN NICOLAS	R	2	15	29:23.270	32.174	19.735	117.9	3	1:52.582	123.1
7	4	James J. Ross	GBR	BOB ROSS RACING	JR	2	15	29:23.527	32.431	0.257	117.8	2	1:53.616	121.9
8	33	Guillaume Lafond	FRA	MILAN NICOLAS			15	29:37.101	46.005	13.574	116.9	3	1:54.777	120.7
9	1	Alex Royo	ESP	MOTOR CLUB			15	29:39.464	48.368	2.363	116.8	3	1:51.225	124.6
10	10	Antonio Aguado	ESP	VSR MOTORSPORT	JR	3	15	30:00.436	1:09.340	20.972	115.4	3	1:54.147	121.4
11	7	Luis González Martínez	ESP	MOTOR CLUB	J	1	15	30:36.374	1:45.278	35.938	113.2	2	1:52.630	123.0
12	3	Joaquín Rodrigo	ESP	AUTOM. CLUB	A	1	15	30:46.520	1:55.424	10.146	112.5	2	1:57.533	117.9
13	5	Eduardo Gago	ESP	MOTOR CLUB			14	29:13.831	1 Lap	1 Lap	110.6	3	1:54.500	121.0
No clasificados: (Requerimientos: 75% del número de vueltas del líder = 12 Vueltas)														
	50	Henk Van Zoest	ESP	SKUALO COMPETICION	A	2	2	4:06.488	13 Vtas.	12 Vtas.	112.4	1	2:00.459	115.0
	8	Marta Suria	ESP	SMC JUNIOR TEAMj	F		1							

Vuelta Rápida Alex Royo en 1:51.225 a 124.6 Km/h en la vuelta 3

Publicado a las:.....

Comisarios Deportivos:	Director de Carrera:	Cronometrador:
-------------------------------	-----------------------------	---------------------------





Circuito del Jarama
Renault Clio Cup
Carrera - 2



Resultados Provisionales por categoría

Cla	Nº	Piloto	Nac	Equipo	Cat.	Cls	Vtas.	Tiempo	Dif 1º	Intervalo	Km/h	V.R.	Tiempo	Km/h
1	2	Nicolas Milan	FRA	MILAN NICOLAS			15	28:51.096			120.0	4	1:51.565	124.2
2	15	David Pouget	FRA	DAVID POUGET			15	28:51.720	0.624	0.624	120.0	3	1:51.443	124.3
3	23	Jordi Palomeras	FRA	DAVID POUGET			15	29:00.662	9.566	8.942	119.4	4	1:51.979	123.7
4	33	Guillaume Lafond	FRA	MILAN NICOLAS			15	29:37.101	46.005	36.439	116.9	3	1:54.777	120.7
5	1	Alex Royo	ESP	MOTOR CLUB			15	29:39.464	48.368	2.363	116.8	3	1:51.225	124.6
6	5	Eduardo Gago	ESP	MOTOR CLUB			14	29:13.831	1 Lap	1 Lap	110.6	3	1:54.500	121.0
A														
1	3	Joaquín Rodrigo	ESP	AUTOM. CLUB	A	1	15	30:46.520			112.5	2	1:57.533	117.9
Not Cat.ified: (Requirements: 75% of number Vtas. of leader = 12 Vtas.)														
	50	Henk Van Zoest	ESP	SKUALO COMPETICION	A	2	2	4:06.488	13 Vtas.	13 Vtas.	112.4	1	2:00.459	115.0
F														
	8	Marta Suria	ESP	SMC JUNIOR TEAMj	F	1								
J														
1	7	Luis González Martínez	ESP	MOTOR CLUB	J	1	15	30:36.374			113.2	2	1:52.630	123.0
JR														
1	9	Marc De Fulgencio	ESP	MOTOR CLUB	JR	1	15	29:03.535			119.2	4	1:52.698	122.9
2	4	James J. Ross	GBR	BOB ROSS RACING	JR	2	15	29:23.527	32.431	19.992	117.8	2	1:53.616	121.9
3	10	Antonio Aguado	ESP	VSR MOTORSPORT	JR	3	15	30:00.436	1:09.340	36.909	115.4	3	1:54.147	121.4
Rookie														
1	72	Kévin Jiménez	FRA	DAVID POUGET	R	1	15	29:02.544			119.3	3	1:52.037	123.7
2	111	Mathieu Lannepoudenx	FRA	MILAN NICOLAS	R	2	15	29:23.270	32.174	20.726	117.9	3	1:52.582	123.1

Vuelta Rápida Alex Royo en 1:51.225 a 124.6 Km/h en la vuelta 3

Publicado a las:.....

Comisarios Deportivos:	Director de Carrera:	Cronometrador:
------------------------	----------------------	--------------------





Circuito del Jarama

Renault Clio Cup

Carrera - 2

Clasificación Provisional por Vuelta Rápida de Piloto

RENAULT SPORT
CLIO CUP
SPAIN

Cls	Nº	Piloto	Nac	Equipo	Cat.	Cls	Vtas	V.R.	Tiempo	Dif 1º	Intervalo	Km/h
1	1	Alex Royo	ESP	MOTOR CLUB SABADELL			15	3	1:51.225			124.6
2	15	David Pouget	FRA	DAVID POUGET			15	3	1:51.443	0.218	0.218	124.3
3	2	Nicolas Milan	FRA	MILAN NICOLAS			15	4	1:51.565	0.340	0.122	124.2
4	23	Jordi Palomeras	FRA	DAVID POUGET			15	4	1:51.979	0.754	0.414	123.7
5	72	Kévin Jiménez	FRA	DAVID POUGET	R	1	15	3	1:52.037	0.812	0.058	123.7
6	11	Mathieu Lannepoudenx	FRA	MILAN NICOLAS	R	2	15	3	1:52.582	1.357	0.545	123.1
7	7	Luis González Martínez	ESP	MOTOR CLUB SABADELL	J	1	15	2	1:52.630	1.405	0.048	123.0
8	9	Marc De Fulgencio	ESP	MOTOR CLUB SABADELL	JR	1	15	4	1:52.698	1.473	0.068	122.9
9	4	James J. Ross	GBR	BOB ROSS RACING	JR	2	15	2	1:53.616	2.391	0.918	121.9
10	10	Antonio Aguado	ESP	VSR MOTORSPORT	JR	3	15	3	1:54.147	2.922	0.531	121.4
11	5	Eduardo Gago	ESP	MOTOR CLUB SABADELL			14	3	1:54.500	3.275	0.353	121.0
12	33	Guillaume Lafond	FRA	MILAN NICOLAS			15	3	1:54.777	3.552	0.277	120.7
13	3	Joaquín Rodrigo	ESP	AUTOM. CLUB ZARAGOZA	A	1	15	2	1:57.533	6.308	2.756	117.9
14	50	Henk Van Zoest	ESP	SKUALO COMPETICION	A	2	2	1	2:00.459	9.234	2.926	115.0



Circuito del Jarama

Renault Clio Cup

Carrera - 2

Distancia y Velocidad Media

RENAULT SPORT
CLIO CUP
SPAIN

Cls	Nº	Piloto	Nac	Equipo	Cat.	Cls	Vtas.	Distancia	Tiempo	Km/h
1	2	Nicolas Milan	FRA	MILAN NICOLAS			15	57.75	28:51.096	120.0
2	15	David Pouget	FRA	DAVID POUGET			15	57.75	28:51.720	120.0
3	23	Jordi Palomeras	FRA	DAVID POUGET			15	57.75	29:00.662	119.4
4	72	Kévin Jiménez	FRA	DAVID POUGET	R	1	15	57.75	29:02.544	119.3
5	9	Marc De Fulgencio	ESP	MOTOR CLUB SABADELL	JR	1	15	57.75	29:03.535	119.2
6	111	Mathieu Lannepoudenx	FRA	MILAN NICOLAS	R	2	15	57.75	29:23.270	117.9
7	4	James Jj. Ross	GBR	BOB ROSS RACING	JR	2	15	57.75	29:23.527	117.8
8	33	Guillaume Lafond	FRA	MILAN NICOLAS			15	57.75	29:37.101	116.9
9	1	Alex Royo	ESP	MOTOR CLUB SABADELL			15	57.75	29:39.464	116.8
10	10	Antonio Aguado	ESP	VSR MOTORSPORT	JR	3	15	57.75	30:00.436	115.4
11	7	Luis González Martínez	ESP	MOTOR CLUB SABADELL	J	1	15	57.75	30:36.374	113.2
12	3	Joaquín Rodrigo	ESP	AUTOM. CLUB ZARAGOZA	A	1	15	57.75	30:46.520	112.5
13	5	Eduardo Gago	ESP	MOTOR CLUB SABADELL			14	53.90	29:13.831	110.6
Not Cat.ified: (Requirements: 75% of number Vtas. of leader = 12 Vtas.)										
	50	Henk Van Zoest	ESP	SKUALO COMPETICION	A	2	2	07.70	4:06.488	112.4
	8	Marta Suria	ESP	SMC JUNIOR TEAMj	F	1				



Circuito del Jarama
Renault Clio Cup
Carrera - 2
Tiempos Por Vuelta



1 Alex Royo **4** James J. Ross JR

MOTOR CLUB SABADELL

BOB ROSS RACING

Vta. D	Tiempo	Sector 1	Sector 2	Sector 3	V.Max.	Tiempo Tot	Vta. D	Tiempo	Sector 1	Sector 2	Sector 3	V.Max.	Tiempo Tot
1	1:55.861	47.530	37.787	30.544	117.2	1:55.861	1	2:07.718	56.896	39.637	31.185	96.4	2:07.718
2	1:52.812	45.730	36.875	30.207	144.9	3:48.673	2	1:53.616	45.266	37.940	30.410	175.0	4:01.334
3	1:51.225	43.591	37.514	30.120	182.7	5:39.898	3	1:56.217	46.654	39.054	30.509	156.0	5:57.551
4	1:51.994	43.847	37.668	30.479	180.9	7:31.892	4	1:55.631	46.206	38.426	30.999	160.7	7:53.182
5	1:52.765	43.228	38.212	31.325	184.3	9:24.657	5	1:56.003	44.528	38.775	32.700	169.2	9:49.185
6	1:53.916	43.831	38.075	32.010	180.0	11:18.573	6	1:57.152	45.673	39.429	32.050	162.6	11:46.337
7	1:56.146	45.267	39.322	31.557	182.1	13:14.719	7	1:58.179	45.942	39.823	32.414	159.7	13:44.516
8	1:56.380	44.950	38.832	32.598	188.4	15:11.099	8	1:57.184	45.373	39.781	32.030	164.1	15:41.700
9	1:58.961	46.776	39.684	32.501	180.0	17:10.060	9	1:58.246	45.654	40.181	32.411	162.6	17:39.946
10	2:01.923	46.250	41.705	33.968	175.0	19:11.983	10	1:57.261	45.772	39.598	31.891	166.1	19:37.207
11	2:01.955	49.258	40.432	32.265	142.4	21:13.938	11	1:58.108	45.722	39.971	32.415	171.9	21:35.315
12	1:58.259	46.286	39.576	32.397	174.4	23:12.197	12	1:57.542	45.983	39.433	32.126	163.3	23:32.857
13	1:56.032	45.334	39.026	31.672	177.6	25:08.229	13	1:56.852	46.032	38.958	31.862	166.9	25:29.709
14	2:33.573	1:21.978	39.380	32.215	180.6	27:41.802	14	1:56.876	45.975	38.841	32.060	171.1	27:26.585
15	1:57.662	45.724	39.684	32.254	180.0	29:39.464	15	1:56.942	45.970	38.946	32.026	169.2	29:23.527

2 Nicolas Milan **5** Eduardo Gago

MILAN NICOLAS

MOTOR CLUB SABADELL

Vta. D	Tiempo	Sector 1	Sector 2	Sector 3	V.Max.	Tiempo Tot	Vta. D	Tiempo	Sector 1	Sector 2	Sector 3	V.Max.	Tiempo Tot
1	1:53.946	44.973	37.970	31.003	111.4	1:53.946	1	1:58.746	49.439	37.909	31.398	138.6	1:58.746
2	1:52.766	44.509	37.418	30.839	179.4	3:46.712	2	1:55.317	46.486	37.711	31.120	155.8	3:54.063
3	1:51.911	44.037	37.362	30.512	192.8	5:38.623	3	1:54.500	44.816	38.453	31.231	169.5	5:48.563
4	1:51.565	43.390	37.325	30.850	199.2	7:30.188	4	1:56.260	45.097	38.961	32.202	180.3	7:44.823
5	1:53.320	43.815	37.909	31.596	188.8	9:23.508	5	2:03.031	46.284	41.589	35.158	167.4	9:47.854
6	1:53.480	43.846	37.945	31.689	192.8	11:16.988	6	2:04.139	46.930	42.109	35.100	165.6	11:51.993
7	1:54.446	43.806	38.751	31.889	190.4	13:11.434	7	2:03.453	47.455	41.796	34.202	170.3	13:55.446
8	1:55.323	44.414	39.018	31.891	179.4	15:06.757	8	2:09.891 P	47.082	42.530	40.279	159.7	16:05.337
9	1:55.108	44.337	38.863	31.908	187.8	17:01.865	9	3:09.647	1:55.450	40.959	33.238	76.0	19:14.984
10	1:57.819	44.802	40.534	32.483	184.9	18:59.684	10	2:01.264	47.445	40.176	33.643	159.7	21:16.248
11	2:03.226	51.596	39.132	32.498	180.3	21:02.910	11	1:59.219	45.922	40.048	33.249	187.1	23:15.467
12	1:57.618	46.233	39.270	32.115	172.2	23:00.528	12	2:00.066	46.106	40.569	33.391	171.1	25:15.533
13	1:57.094	44.955	39.584	32.555	194.5	24:57.622	13	2:00.519	47.361	40.506	32.652	180.9	27:16.052
14	1:56.868	45.529	38.936	32.403	190.8	26:54.490	14	1:57.779	45.420	39.658	32.701	182.4	29:13.831
15	1:56.606	45.547	38.917	32.142	180.9	28:51.096							

3 Joaquín Rodrigo **7** A Luís González Martínez J

AUTOM. CLUB ZARAGOZA

MOTOR CLUB SABADELL

Vta. D	Tiempo	Sector 1	Sector 2	Sector 3	V.Max.	Tiempo Tot	Vta. D	Tiempo	Sector 1	Sector 2	Sector 3	V.Max.	Tiempo Tot
1	2:03.320	52.527	38.907	31.886	133.6	2:03.320	1	1:54.531	46.040	37.861	30.630	121.0	1:54.531
2	1:57.533	46.322	39.106	32.105	172.5	4:00.853	2	1:52.630	45.088	37.349	30.193	163.1	3:47.161
3	1:59.666	47.767	39.411	32.488	157.4	6:00.519	3	1:53.130	44.992	37.916	30.222	188.8	5:40.291
4	1:58.252	45.807	39.354	33.091	173.6	7:58.771	4	1:53.416	44.899	37.334	31.183	181.2	7:33.707
5	2:00.362	46.746	40.222	33.394	162.4	9:59.133	5	1:54.253	44.081	38.184	31.988	183.9	9:27.960
6	2:01.613	47.218	40.356	34.039	171.9	12:00.746	6	2:24.675	1:07.777	39.414	37.484	190.1	11:52.635
7	2:02.305	47.459	40.902	33.944	162.4	14:03.051	7	2:04.683 P	45.615	40.333	38.735	172.5	13:57.318
8	2:03.106	47.626	40.941	34.539	160.2	16:06.157	8	3:05.271	1:54.216	38.908	32.147	100.7	17:02.589
9	2:05.092	48.353	42.070	34.669	155.8	18:11.249	9	1:56.199	44.064	39.731	32.404	185.5	18:58.788
10	2:06.972	48.547	43.232	35.193	159.5	20:18.221	10	1:56.834	44.786	39.703	32.345	188.1	20:55.622
11	2:06.009	48.544	42.519	34.946	164.8	22:24.230	11	1:55.650	44.385	39.088	32.177	186.8	22:51.272
12	2:05.404	48.490	41.826	35.088	167.7	24:29.634	12	1:55.767	44.421	39.228	32.118	189.8	24:47.039
13	2:05.892	48.920	42.009	34.963	162.1	26:35.526	13	1:55.932	44.364	39.255	32.313	189.8	26:42.971
14	2:05.064	48.784	41.700	34.580	162.4	28:40.590	14	1:56.800	44.318	39.183	33.299	189.1	28:39.771
15	2:05.930	47.904	42.597	35.429	167.4	30:46.520	15	1:56.603	44.677	39.417	32.509	188.1	30:36.374

8 Marta Suria F

SMC JUNIOR TEAMJ

Vta. D	Tiempo	Sector 1	Sector 2	Sector 3	V.Max.	Tiempo Tot
--------	--------	----------	----------	----------	--------	------------





Circuito del Jarama
Renault Clio Cup
Carrera - 2
Tiempos Por Vuelta



9

Marc De Fulgencio

JR 23

Jordi Palomeras

MOTOR CLUB SABADELL

DAVID POUGET

Vta. D	Tiempo	Sector 1	Sector 2	Sector 3	V.Max.	Tiempo Tot	Vta. D	Tiempo	Sector 1	Sector 2	Sector 3	V.Max.	Tiempo Tot
1	1:54.755	46.293	37.882	30.580	114.8	1:54.755	1	1:54.230	45.545	37.966	30.719	113.2	1:54.230
2	1:52.899	45.497	37.177	30.225	149.7	3:47.654	2	1:52.677	44.737	37.460	30.480	173.6	3:46.907
3	1:53.515	45.323	37.946	30.246	179.7	5:41.169	3	1:52.001	44.348	37.237	30.416	189.8	5:38.908
4	1:52.698	44.461	37.633	30.604	182.7	7:33.867	4	1:51.979	43.292	37.636	31.051	191.8	7:30.887
5	1:54.288	44.191	38.129	31.968	182.7	9:28.155	5	1:53.106	43.706	37.986	31.414	186.2	9:23.993
6	1:55.609	44.117	38.776	32.716	193.8	11:23.764	6	1:53.881	43.687	38.281	31.913	187.8	11:17.874
7	1:56.150	44.464	39.592	32.094	190.4	13:19.914	7	1:56.583	45.485	39.420	31.678	183.3	13:14.457
8	1:56.064	44.784	39.149	32.131	180.9	15:15.978	8	1:57.007	44.932	38.968	33.107	187.1	15:11.464
9	1:56.662	44.884	39.083	32.695	177.0	17:12.640	9	1:55.617	44.450	38.988	32.179	176.4	17:07.081
10	1:59.550	45.170	40.683	33.697	174.1	19:12.190	10	1:56.597	45.104	39.281	32.212	182.7	19:03.678
11	1:58.395	45.647	40.144	32.604	177.9	21:10.585	11	1:58.809	46.496	39.839	32.474	173.3	21:02.487
12	1:58.179	45.709	40.057	32.413	178.8	23:08.764	12	1:58.573	46.719	39.702	32.152	167.1	23:01.060
13	1:58.494	46.127	39.905	32.462	175.6	25:07.258	13	2:01.394	49.066	39.597	32.731	182.7	25:02.454
14	1:58.514	46.009	39.861	32.644	182.4	27:05.772	14	1:58.975	46.653	39.381	32.941	171.7	27:01.429
15	1:57.763	45.946	39.520	32.297	177.3	29:03.535	15	1:59.233	46.543	39.498	33.192	166.4	29:00.662

10

Antonio Aguado

JR 33

Guillaume Lafond

VSR MOTORSPORT

MILAN NICOLAS

Vta. D	Tiempo	Sector 1	Sector 2	Sector 3	V.Max.	Tiempo Tot	Vta. D	Tiempo	Sector 1	Sector 2	Sector 3	V.Max.	Tiempo Tot
1	2:00.609	49.943	38.765	31.901	133.0	2:00.609	1	1:57.808	48.401	38.218	31.189	131.3	1:57.808
2	1:57.990	48.152	38.342	31.496	147.7	3:58.599	2	1:55.394	46.222	37.759	31.413	146.9	3:53.202
3	1:54.147	45.027	38.012	31.108	171.1	5:52.746	3	1:54.777	44.825	38.321	31.631	167.4	5:47.979
4	1:54.331	44.078	38.519	31.734	170.8	7:47.077	4	1:55.482	44.547	38.709	32.226	175.0	7:43.461
5	1:56.978	44.419	39.397	33.162	178.5	9:44.055	5	1:55.455	44.579	38.942	31.934	178.8	9:38.916
6	1:57.909	45.621	39.469	32.819	166.9	11:41.964	6	1:56.890	45.043	39.033	32.814	181.8	11:35.806
7	1:59.093	45.663	40.344	33.086	172.5	13:41.057	7	1:55.500	44.531	39.080	31.889	181.2	13:31.306
8	1:58.431	45.824	39.641	32.966	171.4	15:39.488	8	1:56.131	44.401	39.192	32.538	187.8	15:27.437
9	1:59.901	46.860	40.400	32.641	161.1	17:39.389	9	2:06.459	52.392	40.673	33.394	192.8	17:33.896
10	2:00.777	46.099	41.153	33.525	174.1	19:40.166	10	1:58.813	46.388	39.515	32.910	165.6	19:32.709
11	2:01.349	47.419	40.555	33.375	171.4	21:41.515	11	2:06.981	54.022	39.983	32.976	178.8	21:39.690
12	2:00.038	46.426	40.218	33.394	177.3	23:41.553	12	1:59.081	46.182	39.838	33.061	180.3	23:38.771
13	2:08.409	52.644	41.344	34.421	178.8	25:49.962	13	2:00.248	46.866	40.049	33.333	176.4	25:39.019
14	2:03.985	47.986	41.866	34.133	163.3	27:53.947	14	2:00.060	46.803	40.334	32.923	170.0	27:39.079
15	2:06.489	48.577	42.001	35.911	157.6	30:00.436	15	1:58.022	46.218	39.183	32.621	168.2	29:37.101

15

David Pouget

50

Henk Van Zoest

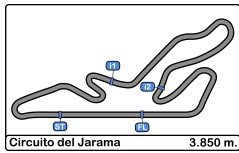
A

DAVID POUGET

SKUALO COMPETICION

Vta. D	Tiempo	Sector 1	Sector 2	Sector 3	V.Max.	Tiempo Tot	Vta. D	Tiempo	Sector 1	Sector 2	Sector 3	V.Max.	Tiempo Tot
1	1:56.161	46.956	38.680	30.525	126.9	1:56.161	1	2:00.459	48.893	39.453	32.113	135.1	2:00.459
2	1:53.036	45.944	36.952	30.140	146.7	3:49.197	2	2:06.029 P	46.673	39.493	39.863	154.2	4:06.488
3	1:51.443	43.776	37.322	30.345	185.8	5:40.640							
4	1:51.952	44.015	37.295	30.642	182.1	7:32.592							
5	1:52.402	43.500	37.783	31.119	184.3	9:24.994							
6	1:54.570	44.079	37.991	32.500	181.5	11:19.564							
7	1:55.732	43.958	39.973	31.801	183.6	13:15.296							
8	1:56.493	44.693	39.090	32.710	183.3	15:11.789							
9	1:58.539	46.334	40.327	31.878	172.5	17:10.328							
10	1:56.554	45.483	39.091	31.980	174.7	19:06.882							
11	1:56.250	45.523	38.723	32.004	184.6	21:03.132							
12	1:58.269	46.550	39.619	32.100	172.8	23:01.401							
13	1:58.706	47.415	39.172	32.119	175.0	25:00.107							
14	1:56.299	45.444	38.928	31.927	178.8	26:56.406							
15	1:55.314	45.192	38.282	31.840	178.2	28:51.720							





Circuito del Jarama
Renault Clio Cup
Carrera - 2
Tiempos Por Vuelta



72

Kévin Jiménez

R

DAVID POUGET

Vta. D	Tiempo	Sector 1	Sector 2	Sector 3	V.Max.	Tiempo Tot
1	1:57.198	48.163	37.794	31.241	132.5	1:57.198
2	1:53.611	45.854	37.124	30.633	152.1	3:50.809
3	1:52.037	43.757	37.626	30.654	181.5	5:42.846
4	1:52.367	43.862	37.602	30.903	189.1	7:35.213
5	1:53.531	43.673	37.776	32.082	188.1	9:28.744
6	1:54.821	44.051	38.339	32.431	190.4	11:23.565
7	1:54.224	43.596	38.621	32.007	189.8	13:17.789
8	1:54.768	44.303	38.525	31.940	187.5	15:12.557
9	1:57.637	45.607	39.976	32.054	180.0	17:10.194
10	2:01.827	44.982	43.702	33.143	182.7	19:12.021
11	1:57.795	45.174	39.728	32.893	196.7	21:09.816
12	1:56.884	45.235	39.243	32.406	187.5	23:06.700
13	2:00.334	47.793	39.708	32.833	184.3	25:07.034
14	1:57.485	45.462	39.364	32.659	194.2	27:04.519
15	1:58.025	45.835	39.465	32.725	179.7	29:02.544

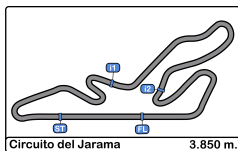
111

Mathieu Lannepoudenx

R

MILAN NICOLAS

Vta. D	Tiempo	Sector 1	Sector 2	Sector 3	V.Max.	Tiempo Tot
1	1:55.738	46.511	38.545	30.682	124.4	1:55.738
2	1:54.138	45.703	38.062	30.373	151.0	3:49.876
3	1:52.582	43.982	37.984	30.616	182.7	5:42.458
4	1:54.131	43.871	38.433	31.827	184.6	7:36.589
5	1:57.466	45.282	39.817	32.367	183.3	9:34.055
6	1:58.376	45.363	39.688	33.325	182.7	11:32.431
7	1:57.317	45.192	39.660	32.465	175.6	13:29.748
8	1:57.338	45.095	39.829	32.414	175.6	15:27.086
9	1:59.916	47.059	40.136	32.721	186.5	17:27.002
10	1:59.139	45.862	40.363	32.914	173.6	19:26.141
11	1:59.269	45.794	40.453	33.022	173.0	21:25.410
12	1:59.972	46.237	40.650	33.085	171.9	23:25.382
13	2:00.148	46.212	40.797	33.139	172.8	25:25.530
14	1:59.735	46.330	40.433	32.972	174.7	27:25.265
15	1:58.005	45.899	39.647	32.459	174.7	29:23.270



Circuito del Jarama
Renault Clio Cup
Carrera - 2
Análisis



Num	Tiempo V	Dif 1º	Num	Tiempo V	Dif 1º	Num	Tiempo V	Dif 1º	Num	Tiempo V	Dif 1º	Num	Tiempo V	Dif 1º
Vta 1			72	1:52.037	04.223	1	1:53.916	01.585	Vta 9			33	2:06.981	37.203
2	1:53.946		33	1:54.777	09.356	15	1:54.570	02.576	2	1:55.108		10	2:01.349	39.028
23	1:54.230	00.284	5	1:54.500	09.940	72	1:54.821	06.577	7	3:05.271	1 Lap	3	2:06.009	1:21.743
7	1:54.531	00.585	10	1:54.147	14.123	9	1:55.609	06.776	23	1:55.617	05.216	7	1:55.650	1:48.785
9	1:54.755	00.809	4	1:56.217	18.928	111	1:58.376	15.443	1	1:58.961	08.195	Num Tiempo V Dif 1º		
111	1:55.738	01.792	3	1:59.666	21.896	33	1:56.890	18.818	72	1:57.637	08.329	Vta 12		
1	1:55.861	01.915	Num Tiempo V Dif 1º			10	1:57.909	24.976	15	1:58.539	08.463	2	1:57.618	
15	1:56.161	02.215	Vta 4			4	1:57.152	29.349	9	1:56.662	10.775	23	1:58.573	00.532
72	1:57.198	03.252	2	1:51.565		5	2:04.139	35.005	111	1:59.916	25.137	15	1:58.269	00.873
33	1:57.808	03.862	23	1:51.979	00.699	7	2:24.675	35.647	33	2:06.459	32.031	72	1:56.884	06.172
5	1:58.746	04.800	1	1:51.994	01.704	3	2:01.613	43.758	10	1:59.901	37.524	9	1:58.179	08.236
50	2:00.459	06.513	15	1:51.952	02.404	Num Tiempo V Dif 1º			4	1:58.246	38.081	1	1:58.259	11.669
10	2:00.609	06.663	7	1:53.416	03.519	Vta 7			3	2:05.092	1:09.384	5	1:59.219	1 Lap
3	2:03.320	09.374	9	1:52.698	03.679	2	1:54.446		7	1:56.199	1:56.923	111	1:59.972	24.854
4	2:07.718	13.772	72	1:52.367	05.025	23	1:56.583	03.023	Num Tiempo V Dif 1º			4	1:57.542	32.329
Num Tiempo V Dif 1º			111	1:54.131	06.401	1	1:56.146	03.285	Vta 10			33	1:59.081	38.243
Vta 2			33	1:55.482	13.273	15	1:55.732	03.862	2	1:57.819		10	2:00.038	41.025
2	1:52.766		5	1:56.260	14.635	72	1:54.224	06.355	23	1:56.597	03.994	3	2:05.404	1:29.106
23	1:52.677	00.195	10	1:54.331	16.889	9	1:56.150	08.480	15	1:56.554	07.198	7	1:55.767	1:46.511
7	1:52.630	00.449	4	1:55.631	22.994	111	1:57.317	18.314	1	2:01.923	12.299	Num Tiempo V Dif 1º		
9	1:52.899	00.942	3	1:58.252	28.583	33	1:55.500	19.872	72	2:01.827	12.337	Vta 13		
1	1:52.812	01.961	Num Tiempo V Dif 1º			10	1:59.093	29.623	9	1:59.550	12.506	2	1:57.094	
15	1:53.036	02.485	Vta 5			4	1:58.179	33.082	5	3:09.647	1 Lap	15	1:58.706	02.485
111	1:54.138	03.164	2	1:53.320		5	2:03.453	44.012	111	1:59.139	26.457	23	2:01.394	04.832
72	1:53.611	04.097	23	1:53.106	00.485	7	2:04.683	45.884	33	1:58.813	33.025	72	2:00.334	09.412
33	1:55.394	06.490	1	1:52.765	01.149	3	2:02.305	51.617	4	1:57.261	37.523	9	1:58.494	09.636
5	1:55.317	07.351	15	1:52.402	01.486	Num Tiempo V Dif 1º			10	2:00.777	40.482	1	1:56.032	10.607
10	1:57.990	11.887	7	1:54.253	04.452	Vta 8			3	2:06.972	1:18.537	5	2:00.066	1 Lap
3	1:57.533	14.141	9	1:54.288	04.647	2	1:55.323		7	1:56.834	1:55.938	111	2:00.148	27.908
4	1:53.616	14.622	72	1:53.531	05.236	1	1:56.380	04.342	Num Tiempo V Dif 1º			4	1:56.852	32.087
50	2:06.029	19.776	111	1:57.466	10.547	23	1:57.007	04.707	Vta 11			33	2:00.248	41.397
Num Tiempo V Dif 1º			33	1:55.455	15.408	15	1:56.493	05.032	23	1:58.809		10	2:08.409	52.340
Vta 3			10	1:56.978	20.547	72	1:54.768	05.800	2	2:03.226	00.423	3	2:05.892	1:37.904
2	1:51.911		5	2:03.031	24.346	9	1:56.064	09.221	15	1:56.250	00.645	7	1:55.932	1:45.349
23	1:52.001	00.285	4	1:56.003	25.677	111	1:57.338	20.329	72	1:57.795	07.329	Num Tiempo V Dif 1º		
1	1:51.225	01.275	3	2:00.362	35.625	33	1:56.131	20.680	9	1:58.395	08.098	Vta 14		
7	1:53.130	01.668	Num Tiempo V Dif 1º			10	1:58.431	32.731	1	2:01.955	11.451	2	1:56.868	
15	1:51.443	02.017	Vta 6			4	1:57.184	34.943	5	2:01.264	1 Lap	15	1:56.299	01.916
9	1:53.515	02.546	2	1:53.480		5	2:09.891	58.580	111	1:59.269	22.923	23	1:58.975	06.939
111	1:52.582	03.835	23	1:53.881	00.886	3	2:03.106	59.400	4	1:58.108	32.828	72	1:57.485	10.029





Circuito del Jarama

Renault Clio Cup

Carrera - 2

Análisis

RENAULT SPORT
CLIO CUP
SPAIN

Num	Tiempo V	Dif 1º
-----	----------	--------

9	1:58.514	11.282
---	----------	--------

5	2:00.519	1 Lap
----------	----------	-------

111	1:59.735	30.775
-----	----------	--------

4	1:56.876	32.095
---	----------	--------

33	2:00.060	44.589
----	----------	--------

1	2:33.573	47.312
---	----------	--------

10	2:03.985	59.457
----	----------	--------

7	1:56.800	1:45.281
---	----------	----------

3	2:05.064	1:46.100
---	----------	----------

Num	Tiempo V	Dif 1º
-----	----------	--------

Vta 15

2	1:56.606	
---	----------	--

15	1:55.314	00.624
----	----------	--------

23	1:59.233	09.566
----	----------	--------

72	1:58.025	11.448
----	----------	--------

9	1:57.763	12.439
---	----------	--------

5	1:57.779	1 Lap
----------	----------	-------

111	1:58.005	32.174
-----	----------	--------

4	1:56.942	32.431
---	----------	--------

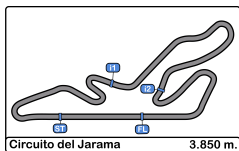
33	1:58.022	46.005
----	----------	--------

1	1:57.662	48.368
---	----------	--------

10	2:06.489	1:09.340
----	----------	----------

7	1:56.603	1:45.278
---	----------	----------

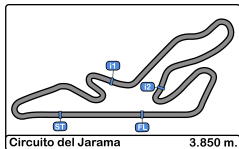
3	2:05.930	1:55.424
---	----------	----------



Circuito del Jarama
Renault Clio Cup
Carrera - 2
Mejores Sectores



Sector - 1				Sector - 2				Sector - 3				Vta. Ideal vs Vta. Rapida				
Clas	Nº	Piloto	Tiempo	Nº	Piloto	Tiempo	Nº	Piloto	Tiempo	Clas	Nº	Piloto	Vta. Ideal	V.R.	Clas	
1	1	Alex Royo	43.228	1	Alex Royo	36.875	1	Alex Royo	30.120	1	1	Alex Royo	1:50.223	1:51.225	1	
2	23	Jordi Palomeras	43.292	15	David Pouget	36.952	15	David Pouget	30.140	2	15	David Pouget	1:50.592	1:51.443	2	
3	2	Nicolas Milan	43.390	72	Kévin Jiménez	37.124	7	Luis González Martínez	30.193	3	23	Jordi Palomeras	1:50.945	1:51.979	4	
4	15	David Pouget	43.500	9	Marc De Fulgencio	37.177	9	Marc De Fulgencio	30.225	4	2	Nicolas Milan	1:51.227	1:51.565	3	
5	72	Kévin Jiménez	43.596	23	Jordi Palomeras	37.237	111	Mathieu Lannepoude	30.373	5	72	Kévin Jiménez	1:51.353	1:52.037	5	
6	11	Mathieu Lannepoude	43.871	2	Nicolas Milan	37.325	4	James J. Ross	30.410	6	9	Marc De Fulgencio	1:51.519	1:52.698	8	
7	7	Luis González Martínez	44.064	7	Luis González Martínez	37.334	23	Jordi Palomeras	30.416	7	7	Luis González Martínez	1:51.591	1:52.630	7	
8	10	Antonio Aguado	44.078	5	Eduardo Gago	37.711	2	Nicolas Milan	30.512	8	111	Mathieu Lannepoude	1:52.228	1:52.582	6	
9	9	Marc De Fulgencio	44.117	33	Guillaume Lafond	37.759	72	Kévin Jiménez	30.633	9	4	James J. Ross	1:52.878	1:53.616	9	
10	33	Guillaume Lafond	44.401	4	James J. Ross	37.940	10	Antonio Aguado	31.108	10	10	Antonio Aguado	1:53.198	1:54.147	10	
11	4	James J. Ross	44.528	111	Mathieu Lannepoude	37.984	5	Eduardo Gago	31.120	11	33	Guillaume Lafond	1:53.349	1:54.777	12	
12	5	Eduardo Gago	44.816	10	Antonio Aguado	38.012	33	Guillaume Lafond	31.189	12	5	Eduardo Gago	1:53.647	1:54.500	11	
13	3	Joaquín Rodrigo	45.807	3	Joaquín Rodrigo	38.907	3	Joaquín Rodrigo	31.886	13	3	Joaquín Rodrigo	1:56.600	1:57.533	13	
14	50	Henk Van Zoest	46.673	50	Henk Van Zoest	39.453	50	Henk Van Zoest	32.113	14	50	Henk Van Zoest	1:58.239	2:00.459	14	
15	8	Marta Suria	Transpo	8	Marta Suria	Transpo	8	Marta Suria	Transpo	15	8	Marta Suria	Transpo	Transpo	15	



Circuito del Jarama
Renault Clio Cup
Carrera - 2
Secuencia Lider

RENAULT SPORT
CLIO CUP
SPAIN

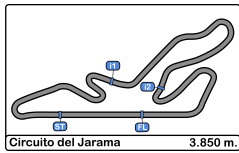
Nº	Piloto	Nac	Equipo	Cat.	Vta. Inicio	Vta. Fin	Vtas.	Total Vtas.
2	Nicolas Milan	FRA	MILAN NICOLAS		1	10	10	10
23	Jordi Palomeras	FRA	DAVID POUGET		11	11	1	1
2	Nicolas Milan	FRA	MILAN NICOLAS		12	15	4	14



Circuito del Jarama
Renault Clio Cup
Carrera - 2
5 Mejores Tiempos



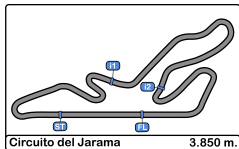
Cls	Nº	Piloto	Nac	Equipo	Cat.	V.R. 1		V.R. 2		V.R. 3		V.R. 4		V.R. 5	
						Tiempo	V.R.	Tiempo	V.R.	Tiempo	V.R.	Tiempo	V.R.	Tiempo	V.R.
1	1	Alex Royo	ESP	MOTOR CLUB		1:51.225	3	1:51.994	4	1:52.765	5	1:52.812	2	1:53.916	6
2	15	David Pouget	FRA	DAVID POUG		1:51.443	3	1:51.952	4	1:52.402	5	1:53.036	2	1:54.570	6
3	2	Nicolas Milan	FRA	MILAN NICOL		1:51.565	4	1:51.911	3	1:52.766	2	1:53.320	5	1:53.480	6
4	23	Jordi Palomeras	FRA	DAVID POUG		1:51.979	4	1:52.001	3	1:52.677	2	1:53.106	5	1:53.881	6
5	72	Kévin Jiménez	FRA	DAVID POUG	R	1:52.037	3	1:52.367	4	1:53.531	5	1:53.611	2	1:54.224	7
6	11	Mathieu Lannepoudenx	FRA	MILAN NICOL	R	1:52.582	3	1:54.131	4	1:54.138	2	1:55.738	1	1:57.317	7
7	7	Luis González Martínez	ESP	MOTOR CLUB	J	1:52.630	2	1:53.130	3	1:53.416	4	1:54.253	5	1:54.531	1
8	9	Marc De Fulgencio	ESP	MOTOR CLUB	JR	1:52.698	4	1:52.899	2	1:53.515	3	1:54.288	5	1:54.755	1
9	4	James J. Ross	GBR	BOB ROSS R	JR	1:53.616	2	1:55.631	4	1:56.003	5	1:56.217	3	1:56.852	13
10	10	Antonio Aguado	ESP	VSR MOTORS	JR	1:54.147	3	1:54.331	4	1:56.978	5	1:57.909	6	1:57.990	2
11	5	Eduardo Gago	ESP	MOTOR CLUB		1:54.500	3	1:55.317	2	1:56.260	4	1:57.779	14	1:58.746	1
12	33	Guillaume Lafond	FRA	MILAN NICOL		1:54.777	3	1:55.394	2	1:55.455	5	1:55.482	4	1:55.500	7
13	3	Joaquín Rodrigo	ESP	AUTOM. CLUB	A	1:57.533	2	1:58.252	4	1:59.666	3	2:00.362	5	2:01.613	6
14	50	Henk Van Zoest	ESP	SKUALO COM	A	2:00.459	1	2:06.029	2						
15	8	Marta Suria	ESP	SMC JUNIOR	F										



Circuito del Jarama
Renault Clio Cup
Carrera - 2
5 Mejores Velocidades



Cls	Nº	Piloto	Nac	Equipo	Cat.	V.Max 1		V.Max 2		V.Max 3		V.Max 4		V.Max 5		Media
						Km/h	Vta.	Km/h	Vta.	Km/h	Vta.	Km/h	Vta.	Km/h	Vta.	
1	2	Nicolas Milan	FRA	MILAN NICOL		199.2	4	194.5	13	192.8	3	192.8	6	190.8	14	194.0
2	72	Kévin Jiménez	FRA	DAVID POUG	R	196.7	11	194.2	14	190.4	6	189.8	7	189.1	4	192.0
3	9	Marc De Fulgencio	ESP	MOTOR CLUB	JR	193.8	6	190.4	7	182.7	4	182.7	5	182.4	14	186.4
4	33	Guillaume Lafond	FRA	MILAN NICOL		192.8	9	187.8	8	181.8	6	181.2	7	180.3	12	184.8
5	23	Jordi Palomeras	FRA	DAVID POUG		191.8	4	189.8	3	187.8	6	187.1	8	186.2	5	188.5
6	7	Luis González Martínez	ESP	MOTOR CLUB	J	190.1	6	189.8	12	189.8	13	189.1	14	188.8	3	189.5
7	1	Alex Royo	ESP	MOTOR CLUB		188.4	8	184.3	5	182.7	3	182.1	7	180.9	4	183.7
8	5	Eduardo Gago	ESP	MOTOR CLUB		187.1	11	182.4	14	180.9	13	180.3	4	171.1	12	180.3
9	11	Mathieu Lannepoudenx	FRA	MILAN NICOL	R	186.5	9	184.6	4	183.3	5	182.7	3	182.7	6	183.9
10	15	David Pouget	FRA	DAVID POUG		185.8	3	184.6	11	184.3	5	183.6	7	183.3	8	184.3
11	10	Antonio Aguado	ESP	VSR MOTORS	JR	178.8	13	178.5	5	177.3	12	174.1	10	172.5	7	176.2
12	4	James J. Ross	GBR	BOB ROSS	R JR	175.0	2	171.9	11	171.1	14	169.2	5	169.2	15	171.3
13	3	Joaquín Rodrigo	ESP	AUTOM. CLUB	A	173.6	4	172.5	2	171.9	6	167.7	12	167.4	15	170.6
14	50	Henk Van Zoest	ESP	SKUALO COM	A	154.2	2	135.1	1							144.7
15	8	Marta Suria	ESP	SMC JUNIOR	F	129.1	1									129.1



Circuito del Jarama
Renault Clio Cup
Carrera - 2
Secuencia Vueltas Rápidas

RENAULT SPORT
CLIO CUP
SPAIN

Vta.	Hora Día	Tiempo Sesión	Nº	Piloto	Nac	Equipo	Cat.	Tiempo	Km/h
2	18:11:48.593	2:03:46.593	2	Nicolas Milan	FRA	MILAN NICOLAS		1:52.766	122.9
2	18:11:48.788	2:03:46.788	23	Jordi Palomeras	FRA	DAVID POUGET		1:52.677	123.0
2	18:11:49.042	2:03:47.042	7	Luis González Martínez	ESP	MOTOR CLUB SABADELL	J	1:52.630	123.0
3	18:13:40.504	2:05:38.504	2	Nicolas Milan	FRA	MILAN NICOLAS		1:51.911	123.8
3	18:13:41.779	2:05:39.779	1	Alex Royo	ESP	MOTOR CLUB SABADELL		1:51.225	124.6



Circuito del Jarama

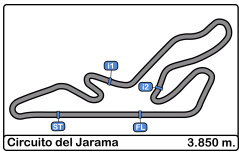
Renault Clio Cup

Carrera - 2

Mejor Maxima Velocidad del Evento

RENAULT SPORT
CLIO CUP
SPAIN

Nº	Piloto	Nac	Equipo	Cat.	Km/h	Sesión
7	Luis González Martínez	ESP	MOTOR CLUB SABADELL	J	214.2	Entrenamiento libre - 2
1	Alex Royo	ESP	MOTOR CLUB SABADELL		212.1	Entrenamiento libre - 2
33	Guillaume Lafond	FRA	MILAN NICOLAS		211.7	Entrenamiento libre - 2
2	Nicolas Milan	FRA	MILAN NICOLAS		211.3	Entrenamiento libre - 2
23	Jordi Palomeras	FRA	DAVID POUGET		211.3	Entrenam. Calificativo
111	Mathieu Lannepoudenx	FRA	MILAN NICOLAS	R	210.5	Entrenam. Calificativo
9	Marc De Fulgencio	ESP	MOTOR CLUB SABADELL	JR	210.1	Entrenamiento libre - 1
10	Antonio Aguado	ESP	VSR MOTORSPORT	JR	209.7	Entrenamiento libre - 1
72	Kévin Jiménez	FRA	DAVID POUGET	R	209.7	Entrenamiento libre - 2
50	Henk Van Zoest	ESP	SKUALO COMPETICION	A	208.8	Entrenam. Calificativo
4	James J. Ross	GBR	BOB ROSS RACING	JR	208.4	Entrenamiento libre - 1
15	David Pouget	FRA	DAVID POUGET		208.4	Entrenam. Calificativo
8	Marta Suria	ESP	SMC JUNIOR TEAMj	F	208.0	Entrenamiento libre - 1
5	Eduardo Gago	ESP	MOTOR CLUB SABADELL		207.2	Entrenamiento libre - 2
3	Joaquín Rodrigo	ESP	AUTOM. CLUB ZARAGOZA	A	206.5	Entrenam. Calificativo



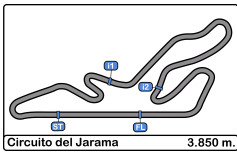
Circuito del Jarama
Renault Clio Cup
Carrera - 2
Cuentavueltas



VTA

Nr	Pos	Grid	1	2	3	4	5	6	7	8	9	10	11	12	13	14	15
2	1	2	2	2	2	2	2	2	2	2	2	2	23	2	2	2	2
23	2	23	23	23	23	23	23	23	23	1	23	23	2	23	15	15	15
9	3	9	7	7	1	1	1	1	1	23	1	15	15	15	23	23	23
1	4	1	9	9	7	15	15	15	15	15	72	1	72	72	72	72	72
7	5	7	111	1	15	7	7	72	72	72	15	72	9	9	9	9	9
4	6	4	1	15	9	9	9	9	9	9	9	9	1	1	1	111	111
111	7	111	15	111	111	72	72	111	111	111	111	111	111	111	111	4	4
15	8	15	72	72	72	111	111	33	33	33	33	33	4	4	4	33	33
8	9	8	33	33	33	33	33	10	10	10	10	4	33	33	33	1	1
33	10	33	5	5	5	5	10	4	4	4	4	10	10	10	10	10	10
72	11	72	50	10	10	10	5	5	5	5	3	3	3	3	3	7	7
10	12	10	10	3	4	4	4	7	7	3	7	7	7	7	7	3	3
50	13	50	3	4	3	3	3	3	3	7	5	5	5	5	5	5	5
3	14	3	4	50													
5	15	5															

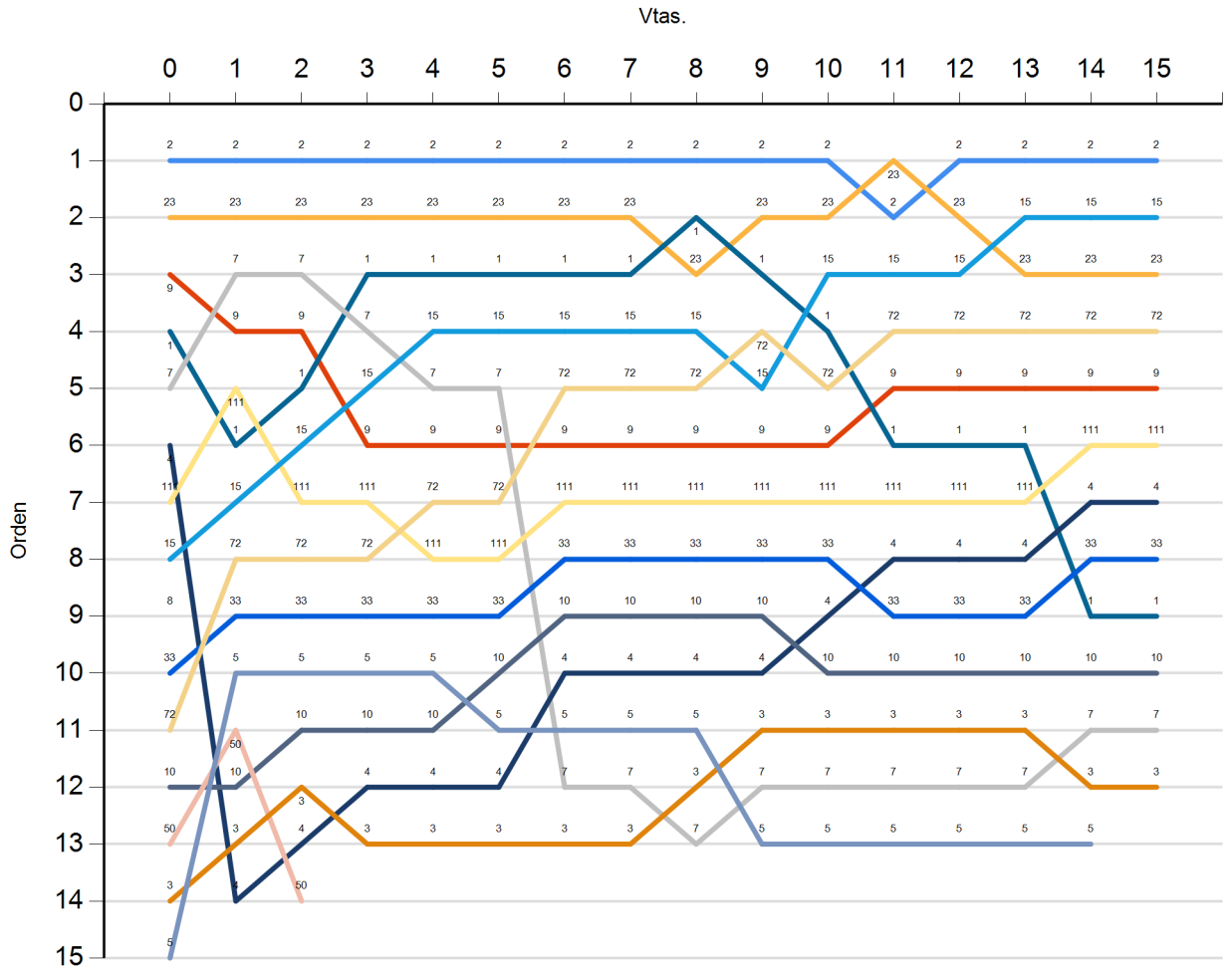


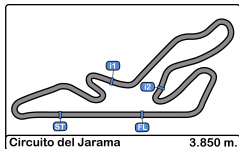


Circuito del Jarama
Renault Clio Cup
Carrera - 2
Cuentavueltas Gráfico

RENAULT SPORT
CLIO CUP
SPAIN

- 2
- 23
- 9
- 1
- 7
- 4
- 111
- 15
- 8
- 33
- 72
- 10
- 50
- 3
- 5





Circuito del Jarama
Renault Clio Cup
Carrera - 2
Tiempos Parada en Pit

RENAULT SPORT
CLIO CUP
SPAIN

Nº	Hora	Día	Entrada	Piloto	Nac	Equipo	Cat.	Tiempo Ent.	Stop Nº	Tiempo	Handicap	Penalización
7	16:21:59.199			Luis González Martínez	ESP	MOTOR CLUB SABADELL	J	13:57.318	1	1:12.927		
5	16:24:07.218			Eduardo Gago	ESP	MOTOR CLUB SABADELL		16:05.337	1	1:09.326		