

Circuito del Jarama
Renault Clio Cup
Carrera - 1
Resultados Provisionales



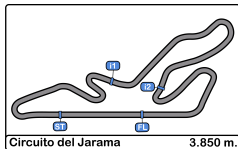
Cls	Nº	Piloto	Nac	Equipo	Cat.	Cls	Vtas.	Tiempo	Dif 1º	Intervalo	Km/h	V.R.	Tiempo	Km/h
1	2	Nicolas Milan	FRA	MILAN NICOLAS			13	26:52.019			111.7	13	1:51.899	123.8
2	15	David Pouget	FRA	DAVID POUGET			13	26:52.962	0.943	0.943	111.7	13	1:52.264	123.4
3	9	Marc De Fulgencio	ESP	MOTOR CLUB	JR	1	13	26:59.935	7.916	6.973	111.2	13	1:54.365	121.1
4	7	Luis González Martínez	ESP	MOTOR CLUB	J	1	13	27:04.255	12.236	4.320	110.9	3	1:55.530	119.9
5	72	Kévin Jiménez	FRA	DAVID POUGET	R	1	13	27:08.388	16.369	4.133	110.6	12	1:54.721	120.8
6	8	Marta Suria	ESP	SMC JUNIOR TEAMj	F	1	13	27:10.081	18.062	1.693	110.5	13	1:55.915	119.5
7	3	Joaquín Rodrigo	ESP	AUTOM. CLUB	A	1	13	27:26.069	34.050	15.988	109.4	11	1:59.409	116.0
8	5	Eduardo Gago	ESP	MOTOR CLUB			13	27:26.135	34.116	0.066	109.4	12	1:56.727	118.7
9	1	Alex Royo	ESP	MOTOR CLUB			13	27:33.985	41.966	7.850	108.9	7	1:52.265	123.4
10	4	James J. Ross	GBR	BOB ROSS RACING	JR	2	12	25:13.916	1 Lap	1 Lap	109.8	4	1:54.327	121.2
11	10	Antonio Aguado	ESP	VSR MOTORSPORT	JR	3	12	25:14.035	1 Lap	0.119	109.8	3	1:55.870	119.6
12	33	Guillaume Lafond	FRA	MILAN NICOLAS			12	25:52.011	1 Lap	37.976	107.1	7	1:53.430	122.1
Not Cat.ified: (Requirements: 75% of number Vtas. of leader = 10 Vtas.)														
	50	Henk Van Zoest	ESP	SKUALO COMPETICION	A	2	6	12:33.789	7 Vtas.	6 Vtas.	110.3	6	1:58.747	116.7
	23	Jordi Palomeras	FRA	DAVID POUGET			3	5:49.731	10 Vtas.	3 Vtas.	118.8	3	1:53.665	121.9
	111	Mathieu Lannepoudenx	FRA	MILAN NICOLAS	R	2	2	4:18.359	11 Vtas.	1 Lap	107.2	1	2:07.744	108.4

Vuelta Rápida Nicolas Milan en 1:51.899 a 123.9 Km/h en la vuelta 13

Publicado a las:.....

Comisarios Deportivos:	Director de Carrera:	Cronometrador:
-------------------------------	-----------------------------	---------------------------





Circuito del Jarama
Renault Clio Cup
Carrera - 1



Resultados Provisionales por categoria

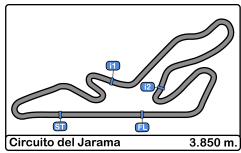
Cla	Nº	Piloto	Nac	Equipo	Cat.	Cls	Vtas.	Tiempo	Dif 1º	Intervalo	Km/h	V.R.	Tiempo	Km/h
1	2	Nicolas Milan	FRA	MILAN NICOLAS			13	26:52.019			111.7	13	1:51.899	123.8
2	15	David Pouget	FRA	DAVID POUGET			13	26:52.962	0.943	0.943	111.7	13	1:52.264	123.4
3	5	Eduardo Gago	ESP	MOTOR CLUB			13	27:26.135	34.116	33.173	109.4	12	1:56.727	118.7
4	1	Alex Royo	ESP	MOTOR CLUB			13	27:33.985	41.966	7.850	108.9	7	1:52.265	123.4
5	33	Guillaume Lafond	FRA	MILAN NICOLAS			12	25:52.011	1 Lap	1 Lap	107.1	7	1:53.430	122.1
Not Cat.ified: (Requirements: 75% of number Vtas. of leader = 10 Vtas.)														
	23	Jordi Palomeras	FRA	DAVID POUGET			3	5:49.731	10 Vtas.	9 Vtas.	118.8	3	1:53.665	121.9
A														
1	3	Joaquín Rodrigo	ESP	AUTOM. CLUB	A	1	13	27:26.069			109.4	11	1:59.409	116.0
Not Cat.ified: (Requirements: 75% of number Vtas. of leader = 10 Vtas.)														
	50	Henk Van Zoest	ESP	SKUALO COMPETICION	A	2	6	12:33.789	7 Vtas.	7 Vtas.	110.3	6	1:58.747	116.7
F														
1	8	Marta Suria	ESP	SMC JUNIOR TEAMj	F	1	13	27:10.081			110.5	13	1:55.915	119.5
J														
1	7	Luis González Martínez	ESP	MOTOR CLUB	J	1	13	27:04.255			110.9	3	1:55.530	119.9
JR														
1	9	Marc De Fulgencio	ESP	MOTOR CLUB	JR	1	13	26:59.935			111.2	13	1:54.365	121.1
2	4	James J. Ross	GBR	BOB ROSS RACING	JR	2	12	25:13.916	1 Lap	1 Lap	109.8	4	1:54.327	121.2
3	10	Antonio Aguado	ESP	VSR MOTORSPORT	JR	3	12	25:14.035	1 Lap	0.119	109.8	3	1:55.870	119.6
Rookie														
1	72	Kévin Jiménez	FRA	DAVID POUGET	R	1	13	27:08.388			110.6	12	1:54.721	120.8
Not Cat.ified: (Requirements: 75% of number Vtas. of leader = 10 Vtas.)														
	111	Mathieu Lannepoudenx	FRA	MILAN NICOLAS	R	2	2	4:18.359	11 Vtas.	11 Vtas.	107.2	1	2:07.744	108.4

Vuelta Rápida Nicolas Milan en 1:51.899 a 123.9 Km/h en la vuelta 13

Publicado a las:.....

Comisarios Deportivos:	Director de Carrera:	Cronometrador:
-------------------------------	-----------------------------	---------------------------





Circuito del Jarama

Renault Clio Cup

Carrera - 1

Clasificación Provisional por Vuelta Rápida de Piloto

RENAULT SPORT
CLIO CUP



Cls	Nº	Piloto	Nac	Equipo	Cat.	Cls	Vtas	V.R.	Tiempo	Dif 1º	Intervalo	Km/h
1	2	Nicolas Milan	FRA	MILAN NICOLAS			13	13	1:51.899			123.8
2	15	David Pouget	FRA	DAVID POUGET			13	13	1:52.264	0.365	0.365	123.4
3	1	Alex Royo	ESP	MOTOR CLUB SABADELL			13	7	1:52.265	0.366	0.001	123.4
4	33	Guillaume Lafond	FRA	MILAN NICOLAS			12	7	1:53.430	1.531	1.165	122.1
5	23	Jordi Palomeras	FRA	DAVID POUGET			3	3	1:53.665	1.766	0.235	121.9
6	4	James Jj. Ross	GBR	BOB ROSS RACING	JR	1	12	4	1:54.327	2.428	0.662	121.2
7	9	Marc De Fulgencio	ESP	MOTOR CLUB SABADELL	JR	2	13	13	1:54.365	2.466	0.038	121.1
8	72	Kévin Jiménez	FRA	DAVID POUGET	R	1	13	12	1:54.721	2.822	0.356	120.8
9	7	Luis González Martínez	ESP	MOTOR CLUB SABADELL	J	1	13	3	1:55.530	3.631	0.809	119.9
10	10	Antonio Aguado	ESP	VSR MOTORSPORT	JR	3	12	3	1:55.870	3.971	0.340	119.6
11	8	Marta Suria	ESP	SMC JUNIOR TEAMj	F	1	13	13	1:55.915	4.016	0.045	119.5
12	5	Eduardo Gago	ESP	MOTOR CLUB SABADELL			13	12	1:56.727	4.828	0.812	118.7
13	50	Henk Van Zoest	ESP	SKUALO COMPETICION	A	1	6	6	1:58.747	6.848	2.020	116.7
14	3	Joaquín Rodrigo	ESP	AUTOM. CLUB ZARAGOZA	A	2	13	11	1:59.409	7.510	0.662	116.0
15	11	Mathieu Lannepoudenx	FRA	MILAN NICOLAS	R	2	2	1	2:07.744	15.845	8.335	108.4



Circuito del Jarama

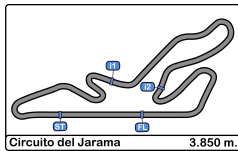
Renault Clio Cup

Carrera - 1

Distancia y Velocidad Media

RENAULT SPORT
CLIO CUP
SPAIN

Cls	Nº	Piloto	Nac	Equipo	Cat.	Cls	Vtas.	Distancia	Tiempo	Km/h
1	2	Nicolas Milan	FRA	MILAN NICOLAS			13	50.05	26:52.019	111.7
2	15	David Pouget	FRA	DAVID POUGET			13	50.05	26:52.962	111.7
3	9	Marc De Fulgencio	ESP	MOTOR CLUB SABADELL	JR	1	13	50.05	26:59.935	111.2
4	7	Luís González Martínez	ESP	MOTOR CLUB SABADELL	J	1	13	50.05	27:04.255	110.9
5	72	Kévin Jiménez	FRA	DAVID POUGET	R	1	13	50.05	27:08.388	110.6
6	8	Marta Suria	ESP	SMC JUNIOR TEAMj	F	1	13	50.05	27:10.081	110.5
7	3	Joaquín Rodrigo	ESP	AUTOM. CLUB ZARAGOZA	A	1	13	50.05	27:26.069	109.4
8	5	Eduardo Gago	ESP	MOTOR CLUB SABADELL			13	50.05	27:26.135	109.4
9	1	Alex Royo	ESP	MOTOR CLUB SABADELL			13	50.05	27:33.985	108.9
10	4	James J. Ross	GBR	BOB ROSS RACING	JR	2	12	46.20	25:13.916	109.8
11	10	Antonio Aguado	ESP	VSR MOTORSPORT	JR	3	12	46.20	25:14.035	109.8
12	33	Guillaume Lafond	FRA	MILAN NICOLAS			12	46.20	25:52.011	107.1
Not Cat.ified: (Requirements: 75% of number Vtas. of leader = 10 Vtas.)										
	50	Henk Van Zoest	ESP	SKUALO COMPETICION	A	2	6	23.10	12:33.789	110.3
	23	Jordi Palomeras	FRA	DAVID POUGET			3	11.55	5:49.731	118.8
	111	Mathieu Lannepoudenx	FRA	MILAN NICOLAS	R	2	2	07.70	4:18.359	107.2



Circuito del Jarama
Renault Clio Cup
Carrera - 1
Tiempos Por Vuelta



1 Alex Royo **4** James J. Ross **JR**

MOTOR CLUB SABADELL

BOB ROSS RACING

Vta. D	Tiempo	Sector 1	Sector 2	Sector 3	V.Max.	Tiempo Tot	Vta. D	Tiempo	Sector 1	Sector 2	Sector 3	V.Max.	Tiempo Tot
1	2:01.278	47.462	40.790	33.026	112.3	2:01.278	1	2:08.907		1:35.599	33.308	123.8	2:08.907
2	1:56.587	45.681	38.758	32.148	173.0	3:57.865	2	1:56.080	45.090	38.230	32.760	180.6	4:04.987
3	1:53.557	44.024	38.266	31.267	182.4	5:51.422	3	1:55.942	44.856	38.730	32.356	174.7	6:00.929
4	1:53.330	43.883	38.198	31.249	193.2	7:44.752	4	1:54.327	44.327	38.004	31.996	185.5	7:55.256
5	1:54.794	44.930	38.447	31.417	186.5	9:39.546	5	1:54.674	44.545	38.203	31.926	184.3	9:49.930
6	1:53.934	45.108	37.694	31.132	186.8	11:33.480	6	1:54.534	44.606	38.061	31.867	180.3	11:44.464
7	1:52.265	43.696	37.580	30.989	178.8	13:25.745	7	1:55.302	44.244	38.851	32.207	194.9	13:39.766
8	1:56.119	43.710	39.498	32.911	180.0	15:21.864	8	1:59.916	44.736	38.838	36.342	192.1	15:39.682
9	3:09.688	1:10.318	1:09.794	49.576	153.6	18:31.552	9	2:56.854	56.955	1:09.079	50.820	180.9	18:36.536
10	2:43.306	1:04.465	54.587	44.254	125.8	21:14.858	10	2:40.059	1:02.747	53.959	43.353	105.3	21:16.595
11	1:53.590	44.758	37.767	31.065	168.7	23:08.448	11	1:58.824	46.374	38.950	33.500	184.6	23:15.419
12	2:11.808 P	43.394	50.539	37.875	184.9	25:20.256	12	1:58.497	45.966	38.899	33.632	181.8	25:13.916
13	2:13.729	1:02.194	39.387	32.148	108.6	27:33.985							

2 Nicolas Milan

MILAN NICOLAS

MOTOR CLUB SABADELL

Vta. D	Tiempo	Sector 1	Sector 2	Sector 3	V.Max.	Tiempo Tot	Vta. D	Tiempo	Sector 1	Sector 2	Sector 3	V.Max.	Tiempo Tot
1	1:55.310		1:23.281	32.029	109.2	1:55.310	1	2:05.868	50.862	40.423	34.583	133.3	2:05.868
2	1:54.481		3:18.213	31.578	182.1	3:49.791	2	1:58.985	45.489	40.041	33.455	174.7	4:04.853
3	1:53.486		5:11.539	31.738	191.8	5:43.277	3	1:57.297	45.874	39.201	32.222	176.7	6:02.150
4	1:52.817		7:04.431	31.663	197.8	7:36.094	4	1:57.117	44.944	39.082	33.091	183.9	7:59.267
5	1:53.492		8:58.026	31.560	187.1	9:29.586	5	1:56.887	45.058	39.231	32.598	177.6	9:56.154
6	1:53.247		10:51.469	31.364	175.3	11:22.833	6	1:56.782	45.138	39.239	32.405	180.9	11:52.936
7	1:53.304	43.792	38.208	31.304	187.8	13:16.137	7	1:56.829	45.462	39.185	32.182	187.1	13:49.765
8	1:54.848	44.108	38.025	32.715	183.9	15:10.985	8	1:58.693	45.277	39.693	33.723	181.8	15:48.458
9	3:18.988	1:19.153	1:09.795	50.040	122.3	18:29.973	9	2:51.452	51.710	1:10.143	49.599	166.1	18:39.910
10	2:43.835	1:04.525	54.840	44.470	105.6	21:13.808	10	2:40.118	1:02.344	53.939	43.835	98.9	21:20.028
11	1:53.254	44.133	37.756	31.365	185.2	23:07.062	11	1:57.521	45.861	39.306	32.354	169.8	23:17.549
12	1:53.058	43.912	37.752	31.394	191.1	25:00.120	12	1:56.727	44.970	39.191	32.566	178.5	25:14.276
13	1:51.899	43.294	37.523	31.082	197.8	26:52.019	13	2:11.859	59.624	39.363	32.872	183.9	27:26.135

3 Joaquín Rodrigo

AUTOM. CLUB ZARAGOZA

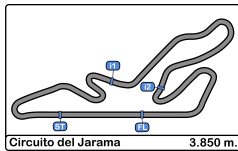
MOTOR CLUB SABADELL

Vta. D	Tiempo	Sector 1	Sector 2	Sector 3	V.Max.	Tiempo Tot	Vta. D	Tiempo	Sector 1	Sector 2	Sector 3	V.Max.	Tiempo Tot
1	2:09.228	52.378	42.631	34.219	136.8	2:09.228	1	1:56.743		1:24.709	32.034	118.5	1:56.743
2	2:01.881	46.461	41.094	34.326	158.5	4:11.109	2	1:55.916		3:20.282	32.377	186.5	3:52.659
3	2:00.667	46.566	40.435	33.666	164.8	6:11.776	3	1:55.530		5:15.864	32.325	200.0	5:48.189
4	2:01.212		2:41.637	33.676	161.4	8:12.988	4	1:55.901		7:11.582	32.508	200.7	7:44.090
5	2:02.756	47.417	41.611	33.728	166.1	10:15.744	5	1:56.634		9:08.554	32.170	198.8	9:40.724
6	2:16.219	46.710	56.113	33.396	165.1	12:31.963	6	1:56.503		11:04.568	32.659	199.2	11:37.227
7	2:01.558	46.201	41.369	33.988	175.6	14:33.521	7	1:55.840	44.726	38.844	32.270	200.7	13:33.067
8	2:13.625	52.476	45.956	35.193	170.6	16:47.146	8	1:57.687	45.294	38.948	33.445	199.2	15:30.754
9	2:06.451	50.805	41.705	33.941	163.3	18:53.597	9	3:03.239	1:03.885	1:09.163	50.191	176.7	18:33.993
10	2:26.966	50.059	53.201	43.706	163.3	21:20.563	10	2:41.668	1:04.001	53.820	43.847	109.5	21:15.661
11	1:59.409	45.793	39.635	33.981	167.7	23:19.972	11	1:56.930	45.897	38.928	32.105	184.9	23:12.591
12	2:02.995	47.349	41.005	34.641	160.4	25:22.967	12	1:55.634	44.461	38.653	32.520	196.0	25:08.225
13	2:03.102	48.396	41.112	33.594	151.8	27:26.069	13	1:56.030	44.914	38.717	32.399	194.5	27:04.255

5 Eduardo Gago

7 Luís González Martínez





Circuito del Jarama
Renault Clio Cup
Carrera - 1
Tiempos Por Vuelta



8

Marta Suria

F **15**

David Pouget

SMC JUNIOR TEAMj

DAVID POUGET

Vta. D	Tiempo	Sector 1	Sector 2	Sector 3	V.Max.	Tiempo Tot	Vta. D	Tiempo	Sector 1	Sector 2	Sector 3	V.Max.	Tiempo Tot
1	2:04.211	49.470	41.122	33.619	126.4	2:04.211	1	2:00.051	47.948	39.886	32.217	120.5	2:00.051
2	1:59.327	46.706	40.072	32.549	171.1	4:03.538	2	1:54.997	44.867	38.415	31.715	183.6	3:55.048
3	1:57.037	44.837	39.731	32.469	180.3	6:00.575	3	1:53.762	44.574	37.915	31.273	182.7	5:48.810
4	1:57.866	45.421	39.186	33.259	179.7	7:58.441	4	1:55.429	43.875	38.418	33.136	191.8	7:44.239
5	1:57.366	45.164	39.557	32.645	165.1	9:55.807	5	1:53.971	44.892	37.604	31.475	191.4	9:38.210
6	1:56.826	45.026	39.167	32.633	173.9	11:52.633	6	1:54.570	44.872	37.856	31.842	193.5	11:32.780
7	1:56.273	45.173	39.119	31.981	172.2	13:48.906	7	1:52.359	43.567	37.501	31.291	193.2	13:25.139
8	1:58.236	45.038	39.544	33.654	174.1	15:47.142	8	1:56.410	44.163	38.670	33.577	190.1	15:21.549
9	2:52.012	52.450	1:09.391	50.171	154.9	18:39.154	9	3:09.555	1:09.848	1:09.682	50.025	158.3	18:31.104
10	2:40.479	1:02.384	54.056	44.039	101.5	21:19.633	10	2:43.112	1:04.175	54.671	44.266	111.6	21:14.216
11	1:57.226	45.759	39.045	32.422	169.5	23:16.859	11	1:53.230	44.360	37.745	31.125	183.9	23:07.446
12	1:57.307	45.094	39.236	32.977	162.4	25:14.166	12	1:53.252	43.687	38.247	31.318	190.4	25:00.698
13	1:55.915	44.860	38.897	32.158	175.3	27:10.081	13	1:52.264	43.438	37.640	31.186	194.2	26:52.962

9

Marc De Fulgencio

JR **23**

Jordi Palomeras

MOTOR CLUB SABADELL

DAVID POUGET

Vta. D	Tiempo	Sector 1	Sector 2	Sector 3	V.Max.	Tiempo Tot	Vta. D	Tiempo	Sector 1	Sector 2	Sector 3	V.Max.	Tiempo Tot
1	2:02.186	49.187	39.946	33.053	115.3	2:02.186	1	1:59.817	47.640	39.658	32.519	110.7	1:59.817
2	1:56.664	45.472	39.153	32.039	171.1	3:58.850	2	1:56.249	45.723	38.407	32.119	180.3	3:56.066
3	1:55.031	44.408	38.903	31.720	180.0	5:53.881	3	1:53.665	44.083	37.993	31.589	186.8	5:49.731

33

Guillaume Lafond

MILAN NICOLAS

Vta. D	Tiempo	Sector 1	Sector 2	Sector 3	V.Max.	Tiempo Tot	Vta. D	Tiempo	Sector 1	Sector 2	Sector 3	V.Max.	Tiempo Tot
1	1:54.611	44.127	38.793	31.691	190.8	7:48.492	1	2:04.561	50.373	40.644	33.544	127.9	2:04.561
2	1:55.708	43.902	38.782	33.024	183.3	9:44.200	2	1:56.795		2:38.822	32.161	174.4	4:01.356
3	1:54.552	44.279	38.505	31.768	178.2	11:38.752	3	1:55.449		4:34.479	31.953	184.6	5:56.805
4	1:54.375	44.259	38.329	31.787	182.1	13:33.127	4	1:56.112		6:30.273	32.271	183.9	7:52.917
5	1:55.067	44.394	38.657	32.016	181.5	15:28.194	5	1:55.960		8:26.215	32.289	175.6	9:48.877
6	1:54.522	44.233	38.505	31.768	178.2	17:22.666	6	1:54.674	44.635	38.294	31.745	163.3	11:43.551
7	1:55.924	45.771	38.439	31.714	174.4	19:17.590	7	1:53.430	43.992	38.140	31.298	190.1	13:36.981
8	1:54.424	43.874	38.707	31.843	188.4	21:12.014	8	1:54.978	44.021	38.191	32.766	192.5	15:31.959
9	1:54.365	44.009	38.472	31.884	179.4	23:06.379	9	3:02.885	1:03.799	1:09.327	49.759	156.5	18:34.844
10							10	2:41.620	1:03.957	53.652	44.011	98.8	21:16.464
11							11	2:05.084	45.458	38.887	40.739	180.0	23:21.548
12							12	2:30.463	P 57.084	44.395	48.984	148.3	25:52.011

10

Antonio Aguado

JR

VSR MOTORSPORT

Vta. D	Tiempo	Sector 1	Sector 2	Sector 3	V.Max.	Tiempo Tot	Vta. D	Tiempo	Sector 1	Sector 2	Sector 3	V.Max.	Tiempo Tot
1	2:04.829		1:31.805	33.024	130.5	2:04.829	1	2:08.741	52.114	42.593	34.034	134.1	2:08.741
2	1:57.344		3:29.607	32.566	178.8	4:02.173	2	2:02.244	46.709	40.898	34.637	167.9	4:10.985
3	1:55.870		5:25.592	32.451	183.3	5:58.043	3	2:00.619	46.509	40.021	34.089	177.6	6:11.604
4	1:56.632		7:21.615	33.060	185.2	7:54.675	4	2:05.775	P 46.535	40.475	38.765	176.7	8:17.379
5	1:56.641		9:18.908	32.408	186.5	9:51.316	5	2:17.663	1:04.073	40.373	33.217	108.5	10:35.042
6	1:57.771		11:15.738	33.349	188.1	11:49.087	6	1:58.747	46.674	39.421	32.652	160.9	12:33.789
7	1:57.339	45.332	39.053	32.954	183.3	13:46.426	7		5:52.663			180.3	
8	1:58.518	45.253	39.591	33.674	188.4	15:44.944							
9	2:53.238	53.560	1:09.279	50.399	165.1	18:38.182							
10	2:41.226	1:02.683	54.142	44.401	97.9	21:19.408							
11	1:56.973	45.026	39.241	32.706	175.8	23:16.381							
12	1:57.654	45.352	39.028	33.274	186.2	25:14.035							

50

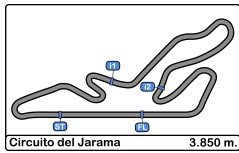
Henk Van Zoest

A

SKUALO COMPETICION

Vta. D	Tiempo	Sector 1	Sector 2	Sector 3	V.Max.	Tiempo Tot	Vta. D	Tiempo	Sector 1	Sector 2	Sector 3	V.Max.	Tiempo Tot
1	2:04.829		1:31.805	33.024	130.5	2:04.829	1	2:08.741	52.114	42.593	34.034	134.1	2:08.741
2	1:57.344		3:29.607	32.566	178.8	4:02.173	2	2:02.244	46.709	40.898	34.637	167.9	4:10.985
3	1:55.870		5:25.592	32.451	183.3	5:58.043	3	2:00.619	46.509	40.021	34.089	177.6	6:11.604
4	1:56.632		7:21.615	33.060	185.2	7:54.675	4	2:05.775	P 46.535	40.475	38.765	176.7	8:17.379
5	1:56.641		9:18.908	32.408	186.5	9:51.316	5	2:17.663	1:04.073	40.373	33.217	108.5	10:35.042
6	1:57.771		11:15.738	33.349	188.1	11:49.087	6	1:58.747	46.674	39.421	32.652	160.9	12:33.789
7	1:57.339	45.332	39.053	32.954	183.3	13:46.426	7		5:52.663			180.3	
8	1:58.518	45.253	39.591	33.674	188.4	15:44.944							
9	2:53.238	53.560	1:09.279	50.399	165.1	18:38.182							
10	2:41.226	1:02.683	54.142	44.401	97.9	21:19.408							
11	1:56.973	45.026	39.241	32.706	175.8	23:16.381							
12	1:57.654	45.352	39.028	33.274	186.2	25:14.035							





Circuito del Jarama
Renault Clio Cup
Carrera - 1
Tiempos Por Vuelta



72

Kévin Jiménez

R

DAVID POUGET

Vta. D	Tiempo	Sector 1	Sector 2	Sector 3	V.Max.	Tiempo Tot
1	2:06.681	51.775	41.251	33.655	131.8	2:06.681
2	1:58.085	45.706	39.383	32.996	179.7	4:04.766
3	1:56.584	44.624	39.488	32.472	176.7	6:01.350
4	1:56.729	44.953	39.064	32.712	180.9	7:58.079
5	1:55.255	44.251	38.738	32.266	181.8	9:53.334
6	1:55.040	44.313	38.394	32.333	179.4	11:48.374
7	1:55.564	44.185	38.999	32.380	186.2	13:43.938
8	1:57.201	45.231	39.023	32.947	184.6	15:41.139
9	2:56.091	56.421	1:09.038	50.632	174.7	18:37.230
10	2:40.115	1:03.075	53.625	43.415	104.7	21:17.345
11	1:56.388	44.994	38.704	32.690	181.8	23:13.733
12	1:54.721	43.813	38.512	32.396	185.8	25:08.454
13	1:59.934	44.919	42.989	32.026	190.1	27:08.388

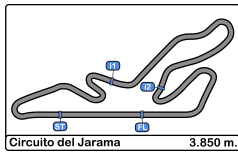
111

Mathieu Lannepoudenx

R

MILAN NICOLAS

Vta. D	Tiempo	Sector 1	Sector 2	Sector 3	V.Max.	Tiempo Tot
1	2:07.744		1:34.264	33.480	122.4	2:07.744
2	2:10.615 P		3:36.180	42.179	174.7	4:18.359



Circuito del Jarama
Renault Clio Cup
Carrera - 1
Análisis



Num	Tiempo V	Dif 1º	Num	Tiempo V	Dif 1º	Num	Tiempo V	Dif 1º	Num	Tiempo V	Dif 1º	Num	Tiempo V	Dif 1º
Vta 1			9	1:55.031	10.604	Vta 6			5	1:58.693	37.473	8	1:57.226	09.797
2	1:55.310		33	1:55.449	13.528	2	1:53.247		3	2:13.625	1:36.161	5	1:57.521	10.487
7	1:56.743	01.433	10	1:55.870	14.766	15	1:54.570	09.947	Num Tiempo V Dif 1º			3	1:59.409	12.910
23	1:59.817	04.507	8	1:57.037	17.298	1	1:53.934	10.647	Vta 9			33	2:05.084	14.486
15	2:00.051	04.741	4	1:55.942	17.652	7	1:56.503	14.394	2	3:18.988		Num Tiempo V Dif 1º		
1	2:01.278	05.968	72	1:56.584	18.073	9	1:54.552	15.919	15	3:09.555	01.131	Vta 12		
9	2:02.186	06.876	5	1:57.297	18.873	33	1:54.674	20.718	1	3:09.688	01.579	2	1:53.058	
8	2:04.211	08.901	50	2:00.619	28.327	4	1:54.534	21.631	9	3:04.748	02.969	15	1:53.252	00.578
33	2:04.561	09.251	3	2:00.667	28.499	72	1:55.040	25.541	7	3:03.239	04.020	9	1:54.424	05.450
10	2:04.829	09.519	Num Tiempo V Dif 1º			10	1:57.771	26.254	33	3:02.885	04.871	7	1:55.634	08.105
5	2:05.868	10.558	Vta 4			8	1:56.826	29.800	4	2:56.854	06.563	72	1:54.721	08.334
72	2:06.681	11.371	2	1:52.817		5	1:56.782	30.103	72	2:56.091	07.257	4	1:58.497	13.796
111	2:07.744	12.434	7	1:55.901	07.996	3	2:16.219	1:09.130	10	2:53.238	08.209	10	1:57.654	13.915
50	2:08.741	13.431	15	1:55.429	08.145	50	1:58.747	1:10.956	8	2:52.012	09.181	8	1:57.307	14.046
4	2:08.907	13.597	1	1:53.330	08.658	Num Tiempo V Dif 1º			5	2:51.452	09.937	5	1:56.727	14.156
3	2:09.228	13.918	9	1:54.611	12.398	Vta 7			3	2:06.451	23.624	1	2:11.808	20.136
Num Tiempo V Dif 1º			33	1:56.112	16.823	2	1:53.304		Num Tiempo V Dif 1º			3	2:02.995	22.847
Vta 2			10	1:56.632	18.581	15	1:52.359	09.002	Vta 10			33	2:30.463	51.891
2	1:54.481		4	1:54.327	19.162	1	1:52.265	09.608	2	2:43.835		Num Tiempo V Dif 1º		
7	1:55.916	02.868	72	1:56.729	21.985	7	1:55.840	16.930	15	2:43.112	00.408	Vta 13		
15	1:54.997	05.257	8	1:57.866	22.347	9	1:54.375	16.990	1	2:43.306	01.050	2	1:51.899	
23	1:56.249	06.275	5	1:57.117	23.173	33	1:53.430	20.844	9	2:42.280	01.414	15	1:52.264	00.943
1	1:56.587	08.074	3	2:01.212	36.894	4	1:55.302	23.629	7	2:41.668	01.853	9	1:54.365	07.916
9	1:56.664	09.059	50	2:05.775	41.285	72	1:55.564	27.801	33	2:41.620	02.656	7	1:56.030	12.236
33	1:56.795	11.565	Num Tiempo V Dif 1º			10	1:57.339	30.289	4	2:40.059	02.787	72	1:59.934	16.369
10	1:57.344	12.382	Vta 5			8	1:56.273	32.769	72	2:40.115	03.537	8	1:55.915	18.062
8	1:59.327	13.747	2	1:53.492		5	1:56.829	33.628	10	2:41.226	05.600	3	2:03.102	34.050
72	1:58.085	14.975	15	1:53.971	08.624	3	2:01.558	1:17.384	8	2:40.479	05.825	5	2:11.859	34.116
5	1:58.985	15.062	1	1:54.794	09.960	Num Tiempo V Dif 1º			5	2:40.118	06.220	1	2:13.729	41.966
4	1:56.080	15.196	7	1:56.634	11.138	Vta 8			3	2:26.966	06.755			
50	2:02.244	21.194	9	1:55.708	14.614	2	1:54.848		Num Tiempo V Dif 1º					
3	2:01.881	21.318	33	1:55.960	19.291	15	1:56.410	10.564	Vta 11					
111	2:10.615	28.568	4	1:54.674	20.344	1	1:56.119	10.879	2	1:53.254				
Num Tiempo V Dif 1º			10	1:56.641	21.730	9	1:55.067	17.209	15	1:53.230	00.384			
Vta 3			72	1:55.255	23.748	7	1:57.687	19.769	1	1:53.590	01.386			
2	1:53.486		8	1:57.366	26.221	33	1:54.978	20.974	9	1:55.924	04.084			
7	1:55.530	04.912	5	1:56.887	26.568	4	1:59.916	28.697	7	1:56.930	05.529			
15	1:53.762	05.533	3	2:02.756	46.158	72	1:57.201	30.154	72	1:56.388	06.671			
23	1:53.665	06.454	50	2:17.663	1:05.456	10	1:58.518	33.959	4	1:58.824	08.357			
1	1:53.557	08.145				8	1:58.236	36.157	10	1:56.973	09.319			

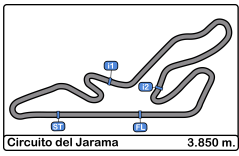




Circuito del Jarama
Renault Clio Cup
Carrera - 1
Mejores Sectores



Sector - 1				Sector - 2				Sector - 3				Vta. Ideal vs Vta. Rapida				
Clas	Nº	Piloto	Tiempo	Nº	Piloto	Tiempo	Nº	Piloto	Tiempo	Clas	Nº	Piloto	Vta. Ideal	V.R.	Clas	
1	2	Nicolas Milan	43.294	15	David Pouget	37.501	1	Alex Royo	30.989	1	2	Nicolas Milan	1:51.899	1:51.899	1	
2	1	Alex Royo	43.394	2	Nicolas Milan	37.523	2	Nicolas Milan	31.082	2	1	Alex Royo	1:51.963	1:52.265	3	
3	15	David Pouget	43.438	1	Alex Royo	37.580	15	David Pouget	31.125	3	15	David Pouget	1:52.064	1:52.264	2	
4	72	Kévin Jiménez	43.813	23	Jordi Palomeras	37.993	33	Guillaume Lafond	31.298	4	33	Guillaume Lafond	1:53.430	1:53.430	4	
5	9	Marc De Fulgencio	43.874	4	James J. Ross	38.004	23	Jordi Palomeras	31.589	5	23	Jordi Palomeras	1:53.665	1:53.665	5	
6	33	Guillaume Lafond	43.992	33	Guillaume Lafond	38.140	9	Marc De Fulgencio	31.691	6	9	Marc De Fulgencio	1:53.894	1:54.365	7	
7	23	Jordi Palomeras	44.083	9	Marc De Fulgencio	38.329	4	James J. Ross	31.867	7	4	James J. Ross	1:54.115	1:54.327	6	
8	4	James J. Ross	44.244	72	Kévin Jiménez	38.394	8	Marta Suria	31.981	8	72	Kévin Jiménez	1:54.233	1:54.721	8	
9	7	Luis González Martínez	44.461	7	Luis González Martínez	38.653	72	Kévin Jiménez	32.026	9	7	Luis González Martínez	1:55.148	1:55.530	9	
10	8	Marta Suria	44.837	8	Marta Suria	38.897	7	Luis González Martínez	32.034	10	8	Marta Suria	1:55.715	1:55.915	11	
11	5	Eduardo Gago	44.944	10	Antonio Aguado	39.028	5	Eduardo Gago	32.182	11	5	Eduardo Gago	1:56.208	1:56.727	12	
12	10	Antonio Aguado	45.026	5	Eduardo Gago	39.082	10	Antonio Aguado	32.408	12	10	Antonio Aguado	1:56.462	1:55.870	10	
13	3	Joaquín Rodrigo	45.793	50	Henk Van Zoest	39.421	50	Henk Van Zoest	32.652	13	50	Henk Van Zoest	1:58.582	1:58.747	13	
14	50	Henk Van Zoest	46.509	3	Joaquín Rodrigo	39.635	3	Joaquín Rodrigo	33.396	14	3	Joaquín Rodrigo	1:58.824	1:59.409	14	
15	11	Mathieu Lannepoude	Transpo	111	Mathieu Lannepoude	1:34.264	111	Mathieu Lannepoude	33.480	15	111	Mathieu Lannepoude	Transpo	2:07.744	15	



Circuito del Jarama
Renault Clio Cup
Carrera - 1
Secuencia Lider

RENAULT SPORT
CLIO CUP
SPAIN

<u>Nº</u>	<u>Piloto</u>	<u>Nac</u>	<u>Equipo</u>	<u>Cat.</u>	<u>Vta. Inicio</u>	<u>Vta. Fin</u>	<u>Vtas.</u>	<u>Total Vtas.</u>
2	Nicolas Milan	FRA	MILAN NICOLAS		1	13	13	13



Circuito del Jarama
Renault Clio Cup
Carrera - 1
5 Mejores Tiempos



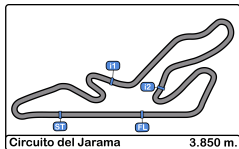
Cls	Nº	Piloto	Nac	Equipo	Cat.	V.R. 1		V.R. 2		V.R. 3		V.R. 4		V.R. 5	
						Tiempo	V.R.	Tiempo	V.R.	Tiempo	V.R.	Tiempo	V.R.	Tiempo	V.R.
1	2	Nicolas Milan	FRA	MILAN NICOL		1:51.899	13	1:52.817	4	1:53.058	12	1:53.247	6	1:53.254	11
2	15	David Pouget	FRA	DAVID POUG		1:52.264	13	1:52.359	7	1:53.230	11	1:53.252	12	1:53.762	3
3	1	Alex Royo	ESP	MOTOR CLUB		1:52.265	7	1:53.330	4	1:53.557	3	1:53.590	11	1:53.934	6
4	33	Guillaume Lafond	FRA	MILAN NICOL		1:53.430	7	1:54.674	6	1:54.978	8	1:55.449	3	1:55.960	5
5	23	Jordi Palomeras	FRA	DAVID POUG		1:53.665	3	1:56.249	2	1:59.817	1				
6	4	James J. Ross	GBR	BOB ROSS R	JR	1:54.327	4	1:54.534	6	1:54.674	5	1:55.302	7	1:55.942	3
7	9	Marc De Fulgencio	ESP	MOTOR CLUB	JR	1:54.365	13	1:54.375	7	1:54.424	12	1:54.552	6	1:54.611	4
8	72	Kévin Jiménez	FRA	DAVID POUG	R	1:54.721	12	1:55.040	6	1:55.255	5	1:55.564	7	1:56.388	11
9	7	Luís González Martínez	ESP	MOTOR CLUB	J	1:55.530	3	1:55.634	12	1:55.840	7	1:55.901	4	1:55.916	2
10	10	Antonio Aguado	ESP	VSR MOTORS	JR	1:55.870	3	1:56.632	4	1:56.641	5	1:56.973	11	1:57.339	7
11	8	Marta Suria	ESP	SMC JUNIOR	F	1:55.915	13	1:56.273	7	1:56.826	6	1:57.037	3	1:57.226	11
12	5	Eduardo Gago	ESP	MOTOR CLUB		1:56.727	12	1:56.782	6	1:56.829	7	1:56.887	5	1:57.117	4
13	50	Henk Van Zoest	ESP	SKUALO COM	A	1:58.747	6	2:00.619	3	2:02.244	2	2:05.775	4	2:08.741	1
14	3	Joaquín Rodrigo	ESP	AUTOM. CLUB	A	1:59.409	11	2:00.667	3	2:01.212	4	2:01.558	7	2:01.881	2
15	11	Mathieu Lannepoudenx	FRA	MILAN NICOL	R	2:07.744	1	2:10.615	2						



Circuito del Jarama
Renault Clio Cup
Carrera - 1
5 Mejores Velocidades



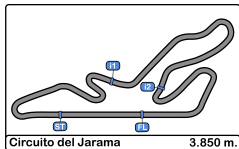
Cls	Nº	Piloto	Nac	Equipo	Cat.	V.Max 1		V.Max 2		V.Max 3		V.Max 4		V.Max 5		Media
						Km/h	Vta.	Km/h	Vta.	Km/h	Vta.	Km/h	Vta.	Km/h	Vta.	
1	7	Luís González Martínez	ESP	MOTOR CLUB	J	200.7	4	200.7	7	200.0	3	199.2	6	199.2	8	200.0
2	10	Antonio Aguado	ESP	VSR MOTORS	JR	198.5	13	188.4	8	188.1	6	186.5	5	186.2	12	189.5
3	2	Nicolas Milan	FRA	MILAN NICOL		197.8	4	197.8	13	191.8	3	191.1	12	187.8	7	193.2
4	23	Jordi Palomeras	FRA	DAVID POUG		197.0	4	186.8	3	180.3	2	110.7	1			168.7
5	4	James J. Ross	GBR	BOB ROSS R	JR	194.9	7	193.5	13	192.1	8	185.5	4	184.6	11	190.1
6	15	David Pouget	FRA	DAVID POUG		194.2	13	193.5	6	193.2	7	191.8	4	191.4	5	192.8
7	1	Alex Royo	ESP	MOTOR CLUB		193.2	4	186.8	6	186.5	5	184.9	12	182.4	3	186.7
8	33	Guillaume Lafond	FRA	MILAN NICOL		192.5	8	190.1	7	184.6	3	183.9	4	180.0	11	186.2
9	9	Marc De Fulgencio	ESP	MOTOR CLUB	JR	190.8	4	188.4	12	183.3	5	182.1	7	181.5	8	185.2
10	72	Kévin Jiménez	FRA	DAVID POUG	R	190.1	13	186.2	7	185.8	12	184.6	8	181.8	5	185.7
11	5	Eduardo Gago	ESP	MOTOR CLUB		187.1	7	183.9	4	183.9	13	181.8	8	180.9	6	183.5
12	8	Marta Suria	ESP	SMC JUNIOR	F	180.3	3	179.7	4	175.3	13	174.1	8	173.9	6	176.6
13	50	Henk Van Zoest	ESP	SKUALO COM	A	180.3	7	177.6	3	176.7	4	167.9	2	160.9	6	172.7
14	3	Joaquín Rodrigo	ESP	AUTOM. CLUB	A	175.6	7	170.6	8	167.7	11	166.1	5	165.1	6	169.0
15	11	Mathieu Lannepoudenx	FRA	MILAN NICOL	R	174.7	2	122.4	1							148.6



Circuito del Jarama
Renault Clio Cup
Carrera - 1
Secuencia Vueltas Rápidas

RENAULT SPORT
CLIO CUP
SPAIN

Vta.	Hora Día	Tiempo Sesión	Nº	Piloto	Nac	Equipo	Cat.	Tiempo	Km/h
2	11:29:29.169	2:03:50.169	2	Nicolas Milan	FRA	MILAN NICOLAS		1:54.481	121.0
3	11:31:22.655	2:05:43.655	2	Nicolas Milan	FRA	MILAN NICOLAS		1:53.486	122.1
4	11:33:15.472	2:07:36.472	2	Nicolas Milan	FRA	MILAN NICOLAS		1:52.817	122.8
7	11:39:04.517	2:13:25.517	15	David Pouget	FRA	DAVID POUGET		1:52.359	123.3
7	11:39:05.123	2:13:26.123	1	Alex Royo	ESP	MOTOR CLUB SABADELL		1:52.265	123.4
13	11:52:31.397	2:26:52.397	2	Nicolas Milan	FRA	MILAN NICOLAS		1:51.899	123.8



Circuito del Jarama

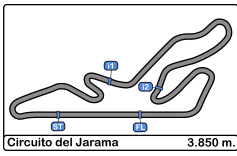
Renault Clio Cup

Carrera - 1

Mejor Maxima Velocidad del Evento

RENAULT SPORT
CLIO CUP
SPAIN

Nº	Piloto	Nac	Equipo	Cat.	Km/h	Sesión
7	Luis González Martínez	ESP	MOTOR CLUB SABADELL	J	214.2	Entrenamiento libre - 2
1	Alex Royo	ESP	MOTOR CLUB SABADELL		212.1	Entrenamiento libre - 2
33	Guillaume Lafond	FRA	MILAN NICOLAS		211.7	Entrenamiento libre - 2
2	Nicolas Milan	FRA	MILAN NICOLAS		211.3	Entrenamiento libre - 2
23	Jordi Palomeras	FRA	DAVID POUGET		211.3	Entrenam. Calificativo
111	Mathieu Lannepoudenx	FRA	MILAN NICOLAS	R	210.5	Entrenam. Calificativo
9	Marc De Fulgencio	ESP	MOTOR CLUB SABADELL	JR	210.1	Entrenamiento libre - 1
10	Antonio Aguado	ESP	VSR MOTORSPORT	JR	209.7	Entrenamiento libre - 1
72	Kévin Jiménez	FRA	DAVID POUGET	R	209.7	Entrenamiento libre - 2
50	Henk Van Zoest	ESP	SKUALO COMPETICION	A	208.8	Entrenam. Calificativo
4	James J. Ross	GBR	BOB ROSS RACING	JR	208.4	Entrenamiento libre - 1
15	David Pouget	FRA	DAVID POUGET		208.4	Entrenam. Calificativo
8	Marta Suria	ESP	SMC JUNIOR TEAMj	F	208.0	Entrenamiento libre - 1
5	Eduardo Gago	ESP	MOTOR CLUB SABADELL		207.2	Entrenamiento libre - 2
3	Joaquín Rodrigo	ESP	AUTOM. CLUB ZARAGOZA	A	206.5	Entrenam. Calificativo



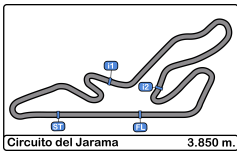
Circuito del Jarama
Renault Clio Cup
Carrera - 1
Cuentavueltas



VTA

Nr	Pos	Grid	1	2	3	4	5	6	7	8	9	10	11	12	13
2	1	2	2	2	2	2	2	2	2	2	2	2	2	2	2
23	2	23	7	7	7	7	15	15	15	15	15	15	15	15	15
1	3	1	23	15	15	15	1	1	1	1	1	1	1	9	9
9	4	9	15	23	23	1	7	7	7	9	9	9	9	7	7
7	5	7	1	1	1	9	9	9	9	7	7	7	7	72	72
15	6	15	9	9	9	33	33	33	33	33	33	33	72	4	8
111	7	111	8	33	33	10	4	4	4	4	4	4	4	10	3
4	8	4	33	10	10	4	10	72	72	72	72	72	10	8	5
8	9	8	10	8	8	72	72	10	10	10	10	10	8	5	1
33	10	33	5	72	4	8	8	8	8	8	8	8	5	1	
10	11	10	72	5	72	5	5	5	5	5	5	5	3	3	
72	12	72	111	4	5	3	3	3	3	3	3	3	33	33	
5	13	5	50	50	50	50	50	50							
50	14	50	4	3	3										
3	15	3	3	111											

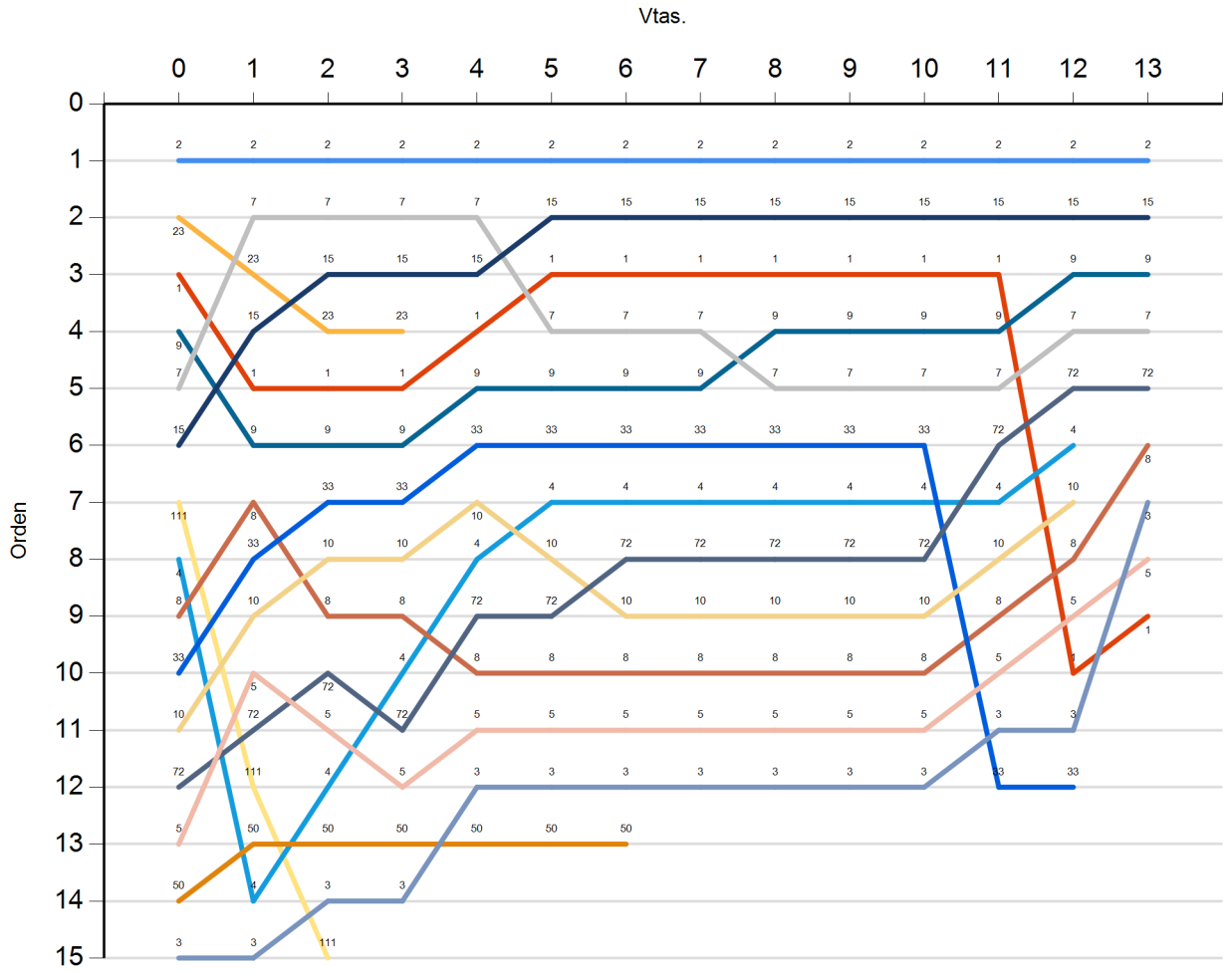


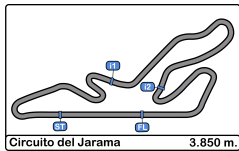


Circuito del Jarama
 Renault Clio Cup
 Carrera - 1
 Cuentavueltas Gráfico

RENAULT SPORT
CLIO CUP
 SPAIN

- 2
- 23
- 1
- 9
- 7
- 15
- 111
- 4
- 8
- 33
- 10
- 72
- 5
- 50
- 3





Circuito del Jarama
Renault Clio Cup
Carrera - 1
Tiempos Parada en Pit

RENAULT SPORT
CLIO CUP
SPAIN

Nº	Hora Día Entrada	Piloto	Nac	Equipo	Cat.	Tiempo Ent.	Stop Nº	Tiempo	Handicap	Penalización
50	9:33:56.757	Henk Van Zoest	ESP	SKUALO COMPETICION	A	8:17.379	1	21.602		
1	9:50:59.634	Alex Royo	ESP	MOTOR CLUB SABADELL		25:20.256	1	21.485		