

Circuito del Jarama
Renault Clio Cup
Entrenam. Calificativo
Resultados Provisionales

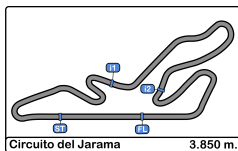


Cls	Nº	Piloto	Nac	Equipo	Cat.	Cls	Vtas	V.R.	Tiempo	Dif 1º	Intervalo	Km/h
1	2	Nicolas Milan	FRA	MILAN NICOLAS			12	10	1:46.731			129.8
2	23	Jordi Palomeras	FRA	DAVID POUGET			12	11	1:46.761	0.030	0.030	129.8
3	1	Alex Royo	ESP	MOTOR CLUB SABADELL			13	10	1:46.819	0.088	0.058	129.7
4	9	Marc De Fulgencio	ESP	MOTOR CLUB SABADELL	JR	1	14	11	1:46.830	0.099	0.011	129.7
5	7	Luis González Martínez	ESP	MOTOR CLUB SABADELL	J	1	14	11	1:46.966	0.235	0.136	129.5
6	15	David Pouget	FRA	DAVID POUGET			14	13	1:47.110	0.379	0.144	129.3
7	111	Mathieu Lannepoudenx	FRA	MILAN NICOLAS	R	1	12	11	1:47.226	0.495	0.116	129.2
8	4	James Jj. Ross	GBR	BOB ROSS RACING	JR	2	14	6	1:47.237	0.506	0.011	129.2
9	8	Marta Suria	ESP	SMC JUNIOR TEAMj	F	1	11	3	1:47.491	0.760	0.254	128.9
10	33	Guillaume Lafond	FRA	MILAN NICOLAS			10	4	1:47.770	1.039	0.279	128.6
11	10	Antonio Aguado	ESP	VSR MOTORSPORT	JR	3	11	10	1:48.066	1.335	0.296	128.2
12	72	Kévin Jiménez	FRA	DAVID POUGET	R	2	13	11	1:48.379	1.648	0.313	127.8
13	5	Eduardo Gago	ESP	MOTOR CLUB SABADELL			15	13	1:48.780	2.049	0.401	127.4
14	50	Henk Van Zoest	ESP	SKUALO COMPETICION	A	1	13	12	1:48.883	2.152	0.103	127.2
15	3	Joaquín Rodrigo	ESP	AUTOM. CLUB ZARAGOZA	A	2	11	4	1:48.939	2.208	0.056	127.2

Publicado a las:.....

Comisarios Deportivos:	Director de Carrera:	Cronometrador:
-------------------------------	-----------------------------	---------------------------





Circuito del Jarama
Renault Clio Cup
Entrenam. Calificativo

RENAULT SPORT
CLIO CUP
SPAIN

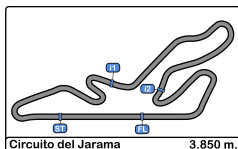
Resultados Provisionales por categoria

Cls	Nº	Piloto	Nac	Equipo	Cat.	Cls	Vtas	V.R.	Tiempo	Dif 1º	Intervalo	Km/h
1	2	Nicolas Milan	FRA	MILAN NICOLAS		12	10		1:46.731			129.8
2	23	Jordi Palomeras	FRA	DAVID POUGET		12	11		1:46.761	0.030	0.030	129.8
3	1	Alex Royo	ESP	MOTOR CLUB SABADELL		13	10		1:46.819	0.088	0.058	129.7
4	15	David Pouget	FRA	DAVID POUGET		14	13		1:47.110	0.379	0.291	129.3
5	33	Guillaume Lafond	FRA	MILAN NICOLAS		10	4		1:47.770	1.039	0.660	128.6
6	5	Eduardo Gago	ESP	MOTOR CLUB SABADELL		15	13		1:48.780	2.049	1.010	127.4
A												
1	50	Henk Van Zoest	ESP	SKUALO COMPETICION	A	1	13	12	1:48.883			127.2
2	3	Joaquín Rodrigo	ESP	AUTOM. CLUB ZARAGOZA	A	2	11	4	1:48.939	0.056	0.056	127.2
F												
1	8	Marta Suria	ESP	SMC JUNIOR TEAMj	F	1	11	3	1:47.491			128.9
J												
1	7	Luis González Martínez	ESP	MOTOR CLUB SABADELL	J	1	14	11	1:46.966			129.5
JR												
1	9	Marc De Fulgencio	ESP	MOTOR CLUB SABADELL	JR	1	14	11	1:46.830			129.7
2	4	James J. Ross	GBR	BOB ROSS RACING	JR	2	14	6	1:47.237	0.407	0.407	129.2
3	10	Antonio Aguado	ESP	VSR MOTORSPORT	JR	3	11	10	1:48.066	1.236	0.829	128.2
Rookie												
1	111	Mathieu Lannepoudenx	FRA	MILAN NICOLAS	R	1	12	11	1:47.226			129.2
2	72	Kévin Jiménez	FRA	DAVID POUGET	R	2	13	11	1:48.379	1.153	1.153	127.8

Publicado a las:.....

Comisarios Deportivos:	Director de Carrera:	Cronometrador:
-------------------------------	-----------------------------	---------------------------






Circuito del Jarama
Renault Clio Cup
Entrenam. Calificativo

RENAULT SPORT
CLIO CUP
SPAIN

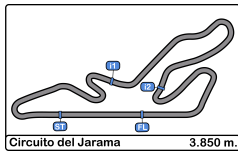
Resultados 2ª Vuelta Rápida Provisionales

Cls	Nº	Piloto	Nac	Equipo	Cat.	Cls	Vtas	V.R.	Tiempo	Dif 1º	Intervalo	Km/h
1	2	Nicolas Milan	FRA	MILAN NICOLAS			12	11	1:46.766			129.8
2	23	Jordi Palomeras	FRA	DAVID POUGET			12	10	1:46.816	0.050	0.050	129.8
3	9	Marc De Fulgencio	ESP	MOTOR CLUB SABADELL	JR	1	14	13	1:46.961	0.195	0.145	129.7
4	1	Alex Royo	ESP	MOTOR CLUB SABADELL			13	9	1:46.969	0.203	0.008	129.7
5	7	Luis González Martínez	ESP	MOTOR CLUB SABADELL	J	1	14	13	1:47.079	0.313	0.110	129.5
6	4	James Jj. Ross	GBR	BOB ROSS RACING	JR	2	14	13	1:47.393	0.627	0.314	129.2
7	111	Mathieu Lannepoudenx	FRA	MILAN NICOLAS	R	1	12	10	1:47.429	0.663	0.036	129.2
8	15	David Pouget	FRA	DAVID POUGET			14	5	1:47.539	0.773	0.110	129.3
9	8	Marta Suria	ESP	SMC JUNIOR TEAMj	F	1	11	9	1:47.608	0.842	0.069	128.9
10	33	Guillaume Lafond	FRA	MILAN NICOLAS			10	3	1:48.104	1.338	0.496	128.6
11	72	Kévin Jiménez	FRA	DAVID POUGET	R	2	13	4	1:48.443	1.677	0.339	127.8
12	10	Antonio Aguado	ESP	VSR MOTORSPORT	JR	3	11	4	1:48.465	1.699	0.022	128.2
13	50	Henk Van Zoest	ESP	SKUALO COMPETICION	A	1	13	11	1:48.941	2.175	0.476	127.2
14	3	Joaquín Rodrigo	ESP	AUTOM. CLUB ZARAGOZA	A	2	11	7	1:48.945	2.179	0.004	127.2
15	5	Eduardo Gago	ESP	MOTOR CLUB SABADELL			15	11	1:49.017	2.251	0.072	127.4

Publicado a las:.....

Comisarios Deportivos:	Director de Carrera:	Cronometrador: 
------------------------	----------------------	---





Circuito del Jarama
Renault Clio Cup
Entrenam. Calificativo
Tiempos Por Vuelta



1 Alex Royo **4** James J. Ross **JR**

MOTOR CLUB SABADELL

BOB ROSS RACING

Vta. D	Tiempo	Sector 1	Sector 2	Sector 3	V.Max.	Tiempo Tot	Vta. D	Tiempo	Sector 1	Sector 2	Sector 3	V.Max.	Tiempo Tot
1	17:37:02.689	17:35:52.840	39.082	30.767	85.1	17:37:02.689	1	17:38:27.069	17:37:07.490	44.959	34.620	78.7	17:38:27.069
2	1:47.791	41.578	35.996	30.217	203.0	17:38:50.480	2	2:01.790	49.398	39.790	32.602	155.6	17:40:28.859
3	1:47.198	41.195	35.875	30.128	202.6	17:40:37.678	3	1:51.868	44.218	36.941	30.709	168.7	17:42:20.727
4	1:47.118	41.142	35.896	30.080	204.1	17:42:24.796	4	1:47.734	41.170	36.273	30.291	202.6	17:44:08.461
5	2:05.188 P	46.968	39.152	39.068	197.8	17:44:29.984	5	1:47.400	41.172	36.045	30.183	201.4	17:45:55.861
6	4:16.912	3:02.241	39.154	35.517	92.7	17:48:46.896	6	1:47.237	41.230	35.920	30.087	201.1	17:47:43.098
7	1:47.511	41.616	35.869	30.026	203.7	17:50:34.407	7	2:07.470	51.085	42.371	34.014	180.3	17:49:50.568
8	1:47.378	41.415	35.839	30.124	205.3	17:52:21.785	8	2:14.459	50.685	49.016	34.758	153.8	17:52:05.027
9	1:46.969	41.099	35.829	30.041	205.7	17:54:08.754	9	2:04.633	48.813	43.065	32.755	152.3	17:54:09.660
10	1:46.819	40.942	35.846	30.031	206.1	17:55:55.573	10	1:52.360	44.806	37.156	30.398	206.8	17:56:02.020
11	1:47.075	41.036	35.980	30.059	206.8	17:57:42.648	11	1:51.242	41.265	39.011	30.966	202.2	17:57:53.262
12	1:47.307	41.179	36.024	30.104	203.3	17:59:29.955	12	1:51.902	41.339	39.179	31.384	203.3	17:59:45.164
13	2:19.890 P	49.897	45.241	44.752	152.9	18:01:49.845	13	1:47.393	41.293	35.978	30.122	203.3	18:01:32.557

2 Nicolas Milan

MILAN NICOLAS

Vta. D	Tiempo	Sector 1	Sector 2	Sector 3	V.Max.	Tiempo Tot
1	17:37:35.134	17:36:20.941	40.910	33.283	61.1	17:37:35.134
2	1:55.433	41.215	42.947	31.271	207.6	17:39:30.567
3	1:47.434	41.182	36.022	30.230	205.3	17:41:18.001
4	1:46.924	41.002	35.791	30.131	207.2	17:43:04.925
5	1:46.798	40.832	35.753	30.213	207.6	17:44:51.723
6	1:47.327	41.210	35.822	30.295	210.1	17:46:39.050
7	2:07.291 P	45.774	41.034	40.483	199.2	17:48:46.341
8	7:38.034	6:26.881	39.035	32.118	87.0	17:56:24.375
9	1:47.181	41.150	35.831	30.200	205.7	17:58:11.556
10	1:46.731	40.943	35.776	30.012	206.1	17:59:58.287
11	1:46.766	40.845	35.751	30.170	208.4	18:01:45.053
12	2:29.764 P	49.385	46.029	54.350	160.0	18:04:14.817

3 Joaquín Rodrigo

AUTOM. CLUB ZARAGOZA

Vta. D	Tiempo	Sector 1	Sector 2	Sector 3	V.Max.	Tiempo Tot
1	17:37:27.124	17:36:06.852	44.504	35.768	79.7	17:37:27.124
2	2:05.925	48.542	45.678	31.705	181.8	17:39:33.049
3	1:49.093	42.225	36.562	30.306	201.4	17:41:22.142
4	1:48.939	41.786	36.578	30.575	206.5	17:43:11.081
5	2:33.001 P	49.878	51.605	51.518	200.3	17:45:44.082
6	4:24.399	3:14.351	39.144	30.904	53.6	17:50:08.481
7	1:48.945	42.005	36.484	30.456	201.4	17:51:57.426
8	1:48.963	41.933	36.431	30.599	200.0	17:53:46.389
9	1:49.418	42.058	36.605	30.755	202.2	17:55:35.807
10	1:51.608	41.911	36.380	33.317	201.4	17:57:27.415
11	2:47.776 P	1:03.801	52.791	51.184	107.3	18:00:15.191

5 Eduardo Gago

MOTOR CLUB SABADELL

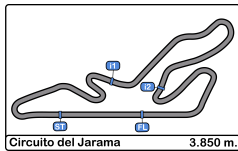
Vta. D	Tiempo	Sector 1	Sector 2	Sector 3	V.Max.	Tiempo Tot
1	17:37:15.554	17:35:58.294	42.679	34.581	84.7	17:37:15.554
2	1:56.561	45.372	39.299	31.890	183.3	17:39:12.115
3	1:51.289	42.675	37.270	31.344	199.6	17:41:03.404
4	1:49.741	42.337	36.618	30.786	198.5	17:42:53.145
5	1:49.598	41.946	36.865	30.787	200.7	17:44:42.743
6	1:49.519	42.004	36.690	30.825	201.4	17:46:32.262
7	2:03.798	41.683	48.990	33.125	197.4	17:48:36.060
8	1:50.249	42.687	36.727	30.835	196.0	17:50:26.309
9	1:49.859	41.876	37.024	30.959	200.7	17:52:16.168
10	1:49.131	41.830	36.590	30.711	201.8	17:54:05.299
11	1:49.017	41.692	36.750	30.575	201.1	17:55:54.316
12	1:50.531	41.727	38.325	30.479	201.8	17:57:44.847
13	1:48.780	41.641	36.592	30.547	201.8	17:59:33.627
14	1:49.110	42.066	36.485	30.559	200.3	18:01:22.737
15	2:26.356 P	49.265	45.538	51.553	160.4	18:03:49.093

7 Luís González Martínez

MOTOR CLUB SABADELL

Vta. D	Tiempo	Sector 1	Sector 2	Sector 3	V.Max.	Tiempo Tot
1	17:37:03.643	17:35:53.411	39.209	31.023	96.9	17:37:03.643
2	1:47.793	41.542	36.034	30.217	205.3	17:38:51.436
3	1:47.531	41.348	36.079	30.104	207.2	17:40:38.967
4	1:47.536	41.316	36.116	30.104	207.2	17:42:26.503
5	1:47.482	41.257	36.055	30.170	207.6	17:44:13.985
6	1:47.226	41.166	35.905	30.155	204.5	17:46:01.211
7	1:54.494 P	41.604	36.820	36.070	204.5	17:47:55.705
8	3:12.407	2:02.567	38.522	31.318	90.9	17:51:08.112
9	1:47.569	41.400	36.037	30.132	203.3	17:52:55.681
10	1:47.245	41.073	35.970	30.202	203.0	17:54:42.926
11	1:46.966	41.023	35.836	30.107	204.5	17:56:29.892
12	1:48.925	42.469	36.383	30.073	207.2	17:58:18.817
13	1:47.079	41.067	35.882	30.130	209.3	18:00:05.896
14	2:05.157 P	45.280	39.832	40.045	165.1	18:02:11.053





Circuito del Jarama
Renault Clio Cup
Entrenam. Calificativo
Tiempos Por Vuelta



8

Marta Suria

F 15

David Pouget

SMC JUNIOR TEAMj

DAVID POUGET

Vta.	D	Tiempo	Sector 1	Sector 2	Sector 3	V.Max.	Tiempo Tot	Vta.	D	Tiempo	Sector 1	Sector 2	Sector 3	V.Max.	Tiempo Tot
1		17:37:05.006	17:35:54.824	39.262	30.920	94.1	17:37:05.006	1		17:37:30.754	17:36:14.471	42.766	33.517	74.2	17:37:30.754
2		1:48.541	41.809	36.348	30.384	206.8	17:38:53.547	2		1:48.518	41.925	36.303	30.290	203.7	17:39:19.272
3		1:47.491	41.347	36.003	30.141	206.5	17:40:41.038	3		1:53.138	46.545	36.291	30.302	204.5	17:41:12.410
4		1:47.897	41.341	36.241	30.315	208.0	17:42:28.935	4		1:47.609	41.341	35.923	30.345	206.1	17:43:00.019
5		1:47.896	41.361	36.199	30.336	207.6	17:44:16.831	5		1:47.539	41.181	36.032	30.326	205.7	17:44:47.558
6		1:54.970 P	41.370	36.451	37.149	206.1	17:46:11.801	6		1:48.012	41.700	35.972	30.340	205.3	17:46:35.570
7		3:55.519	2:46.979	38.014	30.526	104.8	17:50:07.320	7		1:48.006	41.202	36.080	30.724	204.1	17:48:23.576
8		1:47.764	41.445	36.141	30.178	202.6	17:51:55.084	8		1:47.748	41.337	36.029	30.382	203.0	17:50:11.324
9		1:47.608	41.209	36.194	30.205	203.0	17:53:42.692	9		1:56.306 P	42.243	36.804	37.259	205.7	17:52:07.630
10		1:47.626	41.408	36.142	30.076	203.0	17:55:30.318	10		4:13.023	3:02.852	38.826	31.345	88.5	17:56:20.653
11		2:10.800 P	41.236	35.794	53.770	203.7	17:57:41.118	11		1:47.818	41.445	36.044	30.329	206.1	17:58:08.471

9

Marc De Fulgencio

JR

MOTOR CLUB SABADELL

Vta.	D	Tiempo	Sector 1	Sector 2	Sector 3	V.Max.	Tiempo Tot	Vta.	D	Tiempo	Sector 1	Sector 2	Sector 3	V.Max.	Tiempo Tot
12		1:47.545	41.158	36.085	30.302	208.0	17:59:56.016	12		1:47.545	41.158	36.085	30.302	208.0	17:59:56.016
13		1:47.110	41.118	35.954	30.038	208.4	18:01:43.126	13		1:47.110	41.118	35.954	30.038	208.4	18:01:43.126
14		2:29.071 P	48.880	47.349	52.842	167.7	18:04:12.197	14		2:29.071 P	48.880	47.349	52.842	167.7	18:04:12.197

23

Jordi Palomeras

DAVID POUGET

Vta.	D	Tiempo	Sector 1	Sector 2	Sector 3	V.Max.	Tiempo Tot	Vta.	D	Tiempo	Sector 1	Sector 2	Sector 3	V.Max.	Tiempo Tot
1		17:37:04.246	17:35:53.768	39.484	30.994	94.5	17:37:04.246	1		17:37:31.619	17:36:15.607	42.819	33.193	90.4	17:37:31.619
2		1:47.724	41.480	36.089	30.155	205.7	17:38:51.970	2		1:47.934	41.584	36.123	30.227	207.2	17:39:19.553
3		1:47.688	41.304	36.175	30.209	206.8	17:40:39.658	3		1:58.861	49.133	38.545	31.183	208.8	17:41:18.414
4		1:47.266	41.242	35.911	30.113	206.8	17:42:26.924	4		1:47.200	41.160	35.789	30.251	209.7	17:43:05.614
5		1:47.488	41.353	35.943	30.192	208.0	17:44:14.412	5		1:47.204	41.151	35.892	30.161	210.5	17:44:52.818
6		1:47.286	41.217	35.989	30.080	206.5	17:46:01.698	6		1:47.188	41.149	35.836	30.203	208.0	17:46:40.006
7		1:55.949 P	42.238	36.992	36.719	207.2	17:47:57.647	7		2:07.346 P	45.403	41.084	40.859	209.3	17:48:47.352
8		3:11.281	2:01.271	38.637	31.373	100.9	17:51:08.928	8		7:37.558	6:26.460	38.966	32.132	102.2	17:56:24.910
9		1:47.364	41.189	36.181	29.994	204.1	17:52:56.292	9		1:47.162	41.244	35.818	30.100	208.8	17:58:12.072
10		1:47.164	41.177	35.976	30.011	205.7	17:54:43.456	10		1:46.816	40.981	35.781	30.054	210.1	17:59:58.888
11		1:46.830	41.061	35.761	30.008	206.5	17:56:30.286	11		1:46.761	40.970	35.696	30.095	211.3	18:01:45.649
12		1:47.454	41.040	36.353	30.061	209.3	17:58:17.740	12		2:31.089 P	49.384	45.970	55.735	171.1	18:04:16.738
13		1:46.961	41.138	35.861	29.962	203.0	18:00:04.701								
14		2:03.990 P	44.813	39.337	39.840	175.3	18:02:08.691								

10

Antonio Aguado

JR

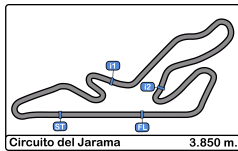
VSR MOTORSPORT

Guillaume Lafond

MILAN NICOLAS

Vta.	D	Tiempo	Sector 1	Sector 2	Sector 3	V.Max.	Tiempo Tot	Vta.	D	Tiempo	Sector 1	Sector 2	Sector 3	V.Max.	Tiempo Tot
1		17:37:26.347	17:36:06.124	44.376	35.847	98.6	17:37:26.347	1		17:37:36.330	17:36:22.307	40.821	33.202	67.2	17:37:36.330
2		1:54.463	47.589	36.472	30.402	169.5	17:39:20.810	2		1:54.870	41.781	42.185	30.904	205.3	17:39:31.200
3		1:48.812	41.779	36.654	30.379	207.6	17:41:09.622	3		1:48.104	41.654	36.243	30.207	206.5	17:41:19.304
4		1:48.465	41.669	36.420	30.376	204.5	17:42:58.087	4		1:47.770	41.411	36.148	30.211	210.9	17:43:07.074
5		1:48.748	41.655	36.467	30.626	204.9	17:44:46.835	5		1:48.209	41.226	36.195	30.788	210.5	17:44:55.283
6		1:49.805	43.062	36.375	30.368	173.6	17:46:36.640	6		1:49.113	41.417	36.130	31.566	206.1	17:46:44.396
7		2:03.240	49.456	41.410	32.374	206.5	17:48:39.880	7		2:06.169 P	43.107	41.192	41.870	204.9	17:48:50.565
8		1:59.338 P	41.870	37.447	40.021	202.2	17:50:39.218	8		9:54.293	8:46.184	37.401	30.708	105.1	17:58:44.858
9		3:04.749	1:58.213	36.320	30.216	101.5	17:53:43.967	9		1:48.406	41.748	36.323	30.335	200.3	18:00:33.264
10		1:48.066	41.502	36.172	30.392	206.5	17:55:32.033	10		2:08.078 P	44.059	39.794	44.225	189.8	18:02:41.342
11		2:01.224 P	41.683	37.287	42.254	206.8	17:57:33.257								





Circuito del Jarama
Renault Clio Cup
Entrenam. Calificativo
Tiempos Por Vuelta



50

Henk Van Zoest

A

SKUALO COMPETICION

Vta. D	Tiempo	Sector 1	Sector 2	Sector 3	V.Max.	Tiempo Tot
1	17:37:36.839	17:36:22.054	40.985	33.800	70.8	17:37:36.839
2	1:55.329	42.404	41.561	31.364	208.8	17:39:32.168
3	1:49.443	41.857	36.725	30.861	206.8	17:41:21.611
4	1:49.111	41.810	36.593	30.708	206.8	17:43:10.722
5	1:55.511 P	41.825	36.967	36.719	206.1	17:45:06.233
6	4:20.023	3:09.280	39.666	31.077	102.5	17:49:26.256
7	1:49.558	42.442	36.452	30.664	200.7	17:51:15.814
8	1:49.259	42.087	36.456	30.716	203.7	17:53:05.073
9	1:49.322	42.063	36.406	30.853	203.7	17:54:54.395
10	1:49.356	42.158	36.485	30.713	203.3	17:56:43.751
11	1:48.941	41.792	36.420	30.729	203.7	17:58:32.692
12	1:48.883	41.663	36.359	30.861	204.1	18:00:21.575
13	2:17.300 P	45.504	47.063	44.733	186.8	18:02:38.875

72

Kévin Jiménez

R

DAVID POUGET

Vta. D	Tiempo	Sector 1	Sector 2	Sector 3	V.Max.	Tiempo Tot
1	17:37:33.318	17:36:16.386	43.128	33.804	83.3	17:37:33.318
2	1:50.513	42.460	37.493	30.560	203.7	17:39:23.831
3	1:50.001	43.084	36.283	30.634	204.5	17:41:13.832
4	1:48.443	41.471	36.592	30.380	206.5	17:43:02.275
5	1:49.158	41.704	36.696	30.758	206.5	17:44:51.433
6	1:55.832	43.738	40.125	31.969	190.1	17:46:47.265
7	2:05.920 P	41.767	41.075	43.078	202.2	17:48:53.185
8	5:30.614	4:20.942	38.500	31.172	106.7	17:54:23.799
9	1:48.980	42.129	36.312	30.539	197.0	17:56:12.779
10	1:48.691	41.370	36.750	30.571	203.7	17:58:01.470
11	1:48.379	41.507	36.318	30.554	204.1	17:59:49.849
12	1:48.718	41.627	36.566	30.525	204.5	18:01:38.567
13	2:28.276 P	49.783	48.835	49.658	187.8	18:04:06.843

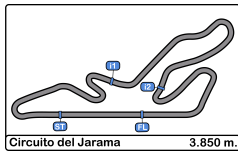
111

Mathieu Lannepoudenx

R

MILAN NICOLAS

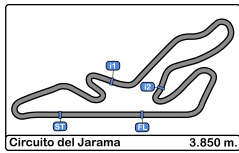
Vta. D	Tiempo	Sector 1	Sector 2	Sector 3	V.Max.	Tiempo Tot
1	17:37:35.828	17:36:21.389	40.998	33.441	63.8	17:37:35.828
2	1:55.030	41.572	42.290	31.168	207.6	17:39:30.858
3	1:47.870	41.382	36.229	30.259	199.6	17:41:18.728
4	1:47.599	41.189	36.210	30.200	206.1	17:43:06.327
5	1:47.557	41.226	36.144	30.187	210.5	17:44:53.884
6	1:47.848	41.294	36.319	30.235	207.6	17:46:41.732
7	2:07.343 P	43.869	41.411	42.063	207.6	17:48:49.075
8	7:30.659	6:19.517	39.116	32.026	92.4	17:56:19.734
9	1:48.100	41.502	36.297	30.301	200.7	17:58:07.834
10	1:47.429	41.101	36.211	30.117	203.3	17:59:55.263
11	1:47.226	41.097	36.077	30.052	204.1	18:01:42.489
12	2:27.577 P	47.435	48.846	51.296	197.0	18:04:10.066



Circuito del Jarama
Renault Clio Cup
Entrenam. Calificativo
Mejores Sectores



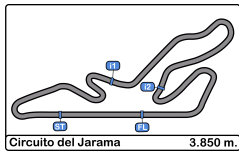
Sector - 1				Sector - 2				Sector - 3				Vta. Ideal vs Vta. Rapida				
Clas	Nº	Piloto	Tiempo	Nº	Piloto	Tiempo	Nº	Piloto	Tiempo	Clas	Nº	Piloto	Vta. Ideal	V.R.	Clas	
1	2	Nicolas Milan	40.832	23	Jordi Palomeras	35.696	9	Marc De Fulgencio	29.962	1	2	Nicolas Milan	1:46.595	1:46.731	1	
2	1	Alex Royo	40.942	2	Nicolas Milan	35.751	2	Nicolas Milan	30.012	2	23	Jordi Palomeras	1:46.720	1:46.761	2	
3	23	Jordi Palomeras	40.970	9	Marc De Fulgencio	35.761	1	Alex Royo	30.026	3	9	Marc De Fulgencio	1:46.763	1:46.830	4	
4	7	Luis González Martínez	41.023	8	Marta Suria	35.794	15	David Pouget	30.038	4	1	Alex Royo	1:46.797	1:46.819	3	
5	9	Marc De Fulgencio	41.040	1	Alex Royo	35.829	111	Mathieu Lannepoude	30.052	5	7	Luis González Martínez	1:46.932	1:46.966	5	
6	11	Mathieu Lannepoude	41.097	7	Luis González Martínez	35.836	23	Jordi Palomeras	30.054	6	15	David Pouget	1:47.079	1:47.110	6	
7	15	David Pouget	41.118	4	James J. Ross	35.920	7	Luis González Martínez	30.073	7	8	Marta Suria	1:47.079	1:47.491	9	
8	4	James J. Ross	41.170	15	David Pouget	35.923	8	Marta Suria	30.076	8	4	James J. Ross	1:47.177	1:47.237	8	
9	8	Marta Suria	41.209	111	Mathieu Lannepoude	36.077	4	James J. Ross	30.087	9	111	Mathieu Lannepoude	1:47.226	1:47.226	7	
10	33	Guillaume Lafond	41.226	33	Guillaume Lafond	36.130	33	Guillaume Lafond	30.207	10	33	Guillaume Lafond	1:47.563	1:47.770	10	
11	72	Kévin Jiménez	41.370	10	Antonio Aguado	36.172	10	Antonio Aguado	30.216	11	10	Antonio Aguado	1:47.890	1:48.066	11	
12	10	Antonio Aguado	41.502	72	Kévin Jiménez	36.283	3	Joaquín Rodrigo	30.306	12	72	Kévin Jiménez	1:48.033	1:48.379	12	
13	5	Eduardo Gago	41.641	50	Henk Van Zoest	36.359	72	Kévin Jiménez	30.380	13	3	Joaquín Rodrigo	1:48.472	1:48.939	15	
14	50	Henk Van Zoest	41.663	3	Joaquín Rodrigo	36.380	5	Eduardo Gago	30.479	14	5	Eduardo Gago	1:48.605	1:48.780	13	
15	3	Joaquín Rodrigo	41.786	5	Eduardo Gago	36.485	50	Henk Van Zoest	30.664	15	50	Henk Van Zoest	1:48.686	1:48.883	14	



Circuito del Jarama
Renault Clio Cup
Entrenam. Calificativo
5 Mejores Tiempos



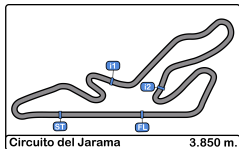
Cls	Nº	Piloto	Nac	Equipo	Cat.	V.R. 1		V.R. 2		V.R. 3		V.R. 4		V.R. 5	
						Tiempo	V.R.	Tiempo	V.R.	Tiempo	V.R.	Tiempo	V.R.	Tiempo	V.R.
1	2	Nicolas Milan	FRA	MILAN NICOL		1:46.731	10	1:46.766	11	1:46.798	5	1:46.924	4	1:47.181	9
2	23	Jordi Palomeras	FRA	DAVID POUG		1:46.761	11	1:46.816	10	1:47.162	9	1:47.188	6	1:47.200	4
3	1	Alex Royo	ESP	MOTOR CLUB		1:46.819	10	1:46.969	9	1:47.075	11	1:47.118	4	1:47.198	3
4	9	Marc De Fulgencio	ESP	MOTOR CLUB JR		1:46.830	11	1:46.961	13	1:47.164	10	1:47.266	4	1:47.286	6
5	7	Luis González Martínez	ESP	MOTOR CLUB J		1:46.966	11	1:47.079	13	1:47.226	6	1:47.245	10	1:47.482	5
6	15	David Pouget	FRA	DAVID POUG		1:47.110	13	1:47.539	5	1:47.545	12	1:47.609	4	1:47.748	8
7	11	Mathieu Lannepoudenx	FRA	MILAN NICOL R		1:47.226	11	1:47.429	10	1:47.557	5	1:47.599	4	1:47.848	6
8	4	James Jj. Ross	GBR	BOB ROSS R JR		1:47.237	6	1:47.393	13	1:47.400	5	1:47.734	4	1:51.242	11
9	8	Marta Suria	ESP	SMC JUNIOR F		1:47.491	3	1:47.608	9	1:47.626	10	1:47.764	8	1:47.896	5
10	33	Guillaume Lafond	FRA	MILAN NICOL		1:47.770	4	1:48.104	3	1:48.209	5	1:48.406	9	1:49.113	6
11	10	Antonio Aguado	ESP	VSR MOTORS JR		1:48.066	10	1:48.465	4	1:48.748	5	1:48.812	3	1:49.805	6
12	72	Kévin Jiménez	FRA	DAVID POUG R		1:48.379	11	1:48.443	4	1:48.691	10	1:48.718	12	1:48.980	9
13	5	Eduardo Gago	ESP	MOTOR CLUB		1:48.780	13	1:49.017	11	1:49.110	14	1:49.131	10	1:49.519	6
14	50	Henk Van Zoest	ESP	SKUALO COM A		1:48.883	12	1:48.941	11	1:49.111	4	1:49.259	8	1:49.322	9
15	3	Joaquín Rodrigo	ESP	AUTOM. CLUB A		1:48.939	4	1:48.945	7	1:48.963	8	1:49.093	3	1:49.418	9



Circuito del Jarama
Renault Clio Cup
Entrenam. Calificativo
5 Mejores Velocidades

RENAULT SPORT
CLIO CUP
SPAIN

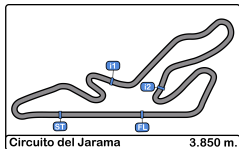
Cls	Nº	Piloto	Nac	Equipo	Cat.	V.Max 1		V.Max 2		V.Max 3		V.Max 4		V.Max 5		Media
						Km/h	Vta.	Km/h	Vta.	Km/h	Vta.	Km/h	Vta.	Km/h	Vta.	
1	23	Jordi Palomeras	FRA	DAVID POUG		211.3	11	210.5	5	210.1	10	209.7	4	209.3	7	210.2
2	33	Guillaume Lafond	FRA	MILAN NICOL		210.9	4	210.5	5	206.5	3	206.1	6	205.3	2	207.8
3	11	Mathieu Lannepoudenx	FRA	MILAN NICOL	R	210.5	5	207.6	2	207.6	6	207.6	7	206.1	4	207.9
4	2	Nicolas Milan	FRA	MILAN NICOL		210.1	6	208.4	11	207.6	2	207.6	5	207.2	4	208.2
5	7	Luís González Martínez	ESP	MOTOR CLUB	J	209.3	13	207.6	5	207.2	3	207.2	4	207.2	12	207.7
6	9	Marc De Fulgencio	ESP	MOTOR CLUB	JR	209.3	12	208.0	5	207.2	7	206.8	3	206.8	4	207.6
7	50	Henk Van Zoest	ESP	SKUALO COM	A	208.8	2	206.8	3	206.8	4	206.1	5	204.1	12	206.5
8	15	David Pouget	FRA	DAVID POUG		208.4	13	208.0	12	206.1	4	206.1	11	205.7	5	206.9
9	8	Marta Suria	ESP	SMC JUNIOR	F	208.0	4	207.6	5	206.8	2	206.5	3	206.1	6	207.0
10	10	Antonio Aguado	ESP	VSR MOTORS	JR	207.6	3	206.8	11	206.5	7	206.5	10	204.9	5	206.5
11	1	Alex Royo	ESP	MOTOR CLUB		206.8	11	206.1	10	205.7	9	205.3	8	204.1	4	205.6
12	4	James J. Ross	GBR	BOB ROSS R	JR	206.8	10	203.3	12	203.3	13	202.6	4	202.2	11	203.7
13	3	Joaquín Rodrigo	ESP	AUTOM. CLUB	A	206.5	4	202.2	9	201.4	3	201.4	7	201.4	10	202.6
14	72	Kévin Jiménez	FRA	DAVID POUG	R	206.5	4	206.5	5	204.5	3	204.5	12	204.1	11	205.2
15	5	Eduardo Gago	ESP	MOTOR CLUB		201.8	10	201.8	12	201.8	13	201.4	6	201.1	11	201.6



Circuito del Jarama
Renault Clio Cup
Entrenam. Calificativo
Secuencia Vueltas Rápidas

RENAULT SPORT
CLIO CUP
SPAIN

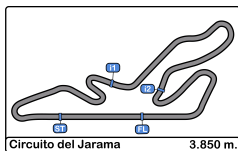
Vta.	Hora Día	Tiempo Sesión	Nº	Piloto	Nac	Equipo	Cat.	Tiempo	Km/h
2	19:38:50.480	2:03:50.480	1	Alex Royo	ESP	MOTOR CLUB SABADELL		1:47.791	128.5
2	19:38:51.970	2:03:51.970	9	Marc De Fulgencio	ESP	MOTOR CLUB SABADELL	JR	1:47.724	128.6
3	19:40:37.678	2:05:37.678	1	Alex Royo	ESP	MOTOR CLUB SABADELL		1:47.198	129.2
4	19:42:24.796	2:07:24.796	1	Alex Royo	ESP	MOTOR CLUB SABADELL		1:47.118	129.3
4	19:43:04.925	2:08:04.925	2	Nicolas Milan	FRA	MILAN NICOLAS		1:46.924	129.6
5	19:44:51.723	2:09:51.723	2	Nicolas Milan	FRA	MILAN NICOLAS		1:46.798	129.7
10	19:59:58.287	2:24:58.287	2	Nicolas Milan	FRA	MILAN NICOLAS		1:46.731	129.8



Circuito del Jarama
Renault Clio Cup
Entrenam. Calificativo
Mejor Maxima Velocidad del Evento

RENAULT SPORT
CLIO CUP
SPAIN

Nº	Piloto	Nac	Equipo	Cat.	Km/h	Sesión
7	Luis González Martínez	ESP	MOTOR CLUB SABADELL	J	214.2	Entrenamiento libre - 2
1	Alex Royo	ESP	MOTOR CLUB SABADELL		212.1	Entrenamiento libre - 2
33	Guillaume Lafond	FRA	MILAN NICOLAS		211.7	Entrenamiento libre - 2
2	Nicolas Milan	FRA	MILAN NICOLAS		211.3	Entrenamiento libre - 2
23	Jordi Palomeras	FRA	DAVID POUGET		211.3	Entrenam. Calificativo
111	Mathieu Lannepoudenx	FRA	MILAN NICOLAS	R	210.5	Entrenam. Calificativo
9	Marc De Fulgencio	ESP	MOTOR CLUB SABADELL	JR	210.1	Entrenamiento libre - 1
10	Antonio Aguado	ESP	VSR MOTORSPORT	JR	209.7	Entrenamiento libre - 1
72	Kévin Jiménez	FRA	DAVID POUGET	R	209.7	Entrenamiento libre - 2
50	Henk Van Zoest	ESP	SKUALO COMPETICION	A	208.8	Entrenam. Calificativo
4	James J. Ross	GBR	BOB ROSS RACING	JR	208.4	Entrenamiento libre - 1
15	David Pouget	FRA	DAVID POUGET		208.4	Entrenam. Calificativo
8	Marta Suria	ESP	SMC JUNIOR TEAMj	F	208.0	Entrenamiento libre - 1
5	Eduardo Gago	ESP	MOTOR CLUB SABADELL		207.2	Entrenamiento libre - 2
3	Joaquín Rodrigo	ESP	AUTOM. CLUB ZARAGOZA	A	206.5	Entrenam. Calificativo



Circuito del Jarama
Renault Clio Cup
Entrenam. Calificativo
Tiempos Parada en Pit



1 Alex Royo MOTOR CLUB SABADELL
 Clio Cup IV

Nr.	Hora día entrada	Tiempo Entrada	Tiempo Salida	Tiempo Boxes	Total Tiempo Boxes	Handicap	Penalización
1	17:44:29.984	17:44:29.984	17:46:41.089	2:11.105	2:11.105		

2 Nicolas Milan MILAN NICOLAS
 Clio Cup IV

Nr.	Hora día entrada	Tiempo Entrada	Tiempo Salida	Tiempo Boxes	Total Tiempo Boxes	Handicap	Penalización
1	17:48:46.341	17:48:46.341	17:54:30.576	5:44.235	5:44.235		

3 Joaquín Rodrigo A AUTOM. CLUB ZARAGOZA
 Clio Cup IV

Nr.	Hora día entrada	Tiempo Entrada	Tiempo Salida	Tiempo Boxes	Total Tiempo Boxes	Handicap	Penalización
1	17:45:44.082	17:45:44.082	17:48:09.922	2:25.840	2:25.840		

7 Luis González Martínez J MOTOR CLUB SABADELL
 Clio Cup IV

Nr.	Hora día entrada	Tiempo Entrada	Tiempo Salida	Tiempo Boxes	Total Tiempo Boxes	Handicap	Penalización
1	17:47:55.705	17:47:55.705	17:49:16.014	1:20.309	1:20.309		

8 Marta Suria F SMC JUNIOR TEAMj
 Clio Cup IV

Nr.	Hora día entrada	Tiempo Entrada	Tiempo Salida	Tiempo Boxes	Total Tiempo Boxes	Handicap	Penalización
1	17:46:11.801	17:46:11.801	17:48:18.701	2:06.900	2:06.900		

9 Marc De Fulgencio JR MOTOR CLUB SABADELL
 Clio Cup IV

Nr.	Hora día entrada	Tiempo Entrada	Tiempo Salida	Tiempo Boxes	Total Tiempo Boxes	Handicap	Penalización
1	17:47:57.647	17:47:57.647	17:49:17.154	1:19.507	1:19.507		

10 Antonio Aguado JR VSR MOTORSPORT
 Clio Cup IV

Nr.	Hora día entrada	Tiempo Entrada	Tiempo Salida	Tiempo Boxes	Total Tiempo Boxes	Handicap	Penalización
1	17:50:39.218	17:50:39.218	17:51:52.401	1:13.183	1:13.183		

15 David Pouget DAVID POUGET
 Clio Cup IV

Nr.	Hora día entrada	Tiempo Entrada	Tiempo Salida	Tiempo Boxes	Total Tiempo Boxes	Handicap	Penalización
1	17:52:07.630	17:52:07.630	17:54:24.402	2:16.772	2:16.772		

23 Jordi Palomeras DAVID POUGET
 Clio Cup IV

Nr.	Hora día entrada	Tiempo Entrada	Tiempo Salida	Tiempo Boxes	Total Tiempo Boxes	Handicap	Penalización
1	17:48:47.352	17:48:47.352	17:54:34.172	5:46.820	5:46.820		

33 Guillaume Lafond MILAN NICOLAS
 Clio Cup IV

Nr.	Hora día entrada	Tiempo Entrada	Tiempo Salida	Tiempo Boxes	Total Tiempo Boxes	Handicap	Penalización
1	17:48:50.565	17:48:50.565	17:56:57.313	8:06.748	8:06.748		

50 Henk Van Zoest A SKUALO COMPETICION
 Clio Cup IV

Nr.	Hora día entrada	Tiempo Entrada	Tiempo Salida	Tiempo Boxes	Total Tiempo Boxes	Handicap	Penalización
1	17:45:06.233	17:45:06.233	17:47:34.519	2:28.286	2:28.286		

72 Kévin Jiménez R DAVID POUGET
 Clio Cup IV

Nr.	Hora día entrada	Tiempo Entrada	Tiempo Salida	Tiempo Boxes	Total Tiempo Boxes	Handicap	Penalización
1	17:48:53.185	17:48:53.185	17:52:32.477	3:39.292	3:39.292		

111 Mathieu Lannepoudenx R MILAN NICOLAS
 Clio Cup IV

Nr.	Hora día entrada	Tiempo Entrada	Tiempo Salida	Tiempo Boxes	Total Tiempo Boxes	Handicap	Penalización
1	17:48:49.075	17:48:49.075	17:54:22.833	5:33.758	5:33.758		

