

Circuito del Jarama
Renault Clio Cup
Entrenamiento libre - 2
Resultados Provisionales

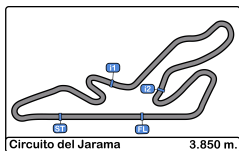


Cls	Nº	Piloto	Nac	Equipo	Cat.	Cls	Vtas	V.R.	Tiempo	Dif 1º	Intervalo	Km/h
1	1	Alex Royo	ESP	MOTOR CLUB SABADELL			11	9	1:46.589			130.0
2	7	Luís González Martínez	ESP	MOTOR CLUB SABADELL	J	1	11	9	1:46.766	0.177	0.177	129.8
3	9	Marc De Fulgencio	ESP	MOTOR CLUB SABADELL	JR	1	11	8	1:46.871	0.282	0.105	129.6
4	2	Nicolas Milan	FRA	MILAN NICOLAS			12	11	1:46.948	0.359	0.077	129.5
5	23	Jordi Palomeras	FRA	DAVID POUGET			10	8	1:47.204	0.615	0.256	129.2
6	8	Marta Suria	ESP	SMC JUNIOR TEAMj	F	1	12	7	1:47.329	0.740	0.125	129.1
7	15	David Pouget	FRA	DAVID POUGET			11	4	1:47.671	1.082	0.342	128.7
8	111	Mathieu Lannepoudenx	FRA	MILAN NICOLAS	R	1	11	8	1:47.726	1.137	0.055	128.6
9	33	Guillaume Lafond	FRA	MILAN NICOLAS			11	7	1:47.806	1.217	0.080	128.5
10	10	Antonio Aguado	ESP	VSR MOTORSPORT	JR	2	10	6	1:48.076	1.487	0.270	128.2
11	4	James J. Ross	GBR	BOB ROSS RACING	JR	3	12	8	1:48.195	1.606	0.119	128.1
12	72	Kévin Jiménez	FRA	DAVID POUGET	R	2	11	9	1:48.305	1.716	0.110	127.9
13	50	Henk Van Zoest	ESP	SKUALO COMPETICION	A	1	11	4	1:48.510	1.921	0.205	127.7
14	5	Eduardo Gago	ESP	MOTOR CLUB SABADELL			12	9	1:49.133	2.544	0.623	127.0
15	3	Joaquín Rodrigo	ESP	AUTOM. CLUB ZARAGOZA	A	2	11	9	1:49.136	2.547	0.003	126.9

Publicado a las:.....

Comisarios Deportivos:	Director de Carrera:	Cronometrador:
-------------------------------	-----------------------------	---------------------------





Circuito del Jarama
Renault Clio Cup
Entrenamiento libre - 2

RENAULT SPORT
CLIO CUP
SPAIN

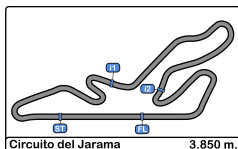
Resultados Provisionales por categoria

Cls	Nº	Piloto	Nac	Equipo	Cat.	Cls	Vtas	V.R.	Tiempo	Dif 1º	Intervalo	Km/h
1	1	Alex Royo	ESP	MOTOR CLUB SABADELL		11	9		1:46.589			130.0
2	2	Nicolas Milan	FRA	MILAN NICOLAS		12	11		1:46.948	0.359	0.359	129.5
3	23	Jordi Palomeras	FRA	DAVID POUGET		10	8		1:47.204	0.615	0.256	129.2
4	15	David Pouget	FRA	DAVID POUGET		11	4		1:47.671	1.082	0.467	128.7
5	33	Guillaume Lafond	FRA	MILAN NICOLAS		11	7		1:47.806	1.217	0.135	128.5
6	5	Eduardo Gago	ESP	MOTOR CLUB SABADELL		12	9		1:49.133	2.544	1.327	127.0
A												
1	50	Henk Van Zoest	ESP	SKUALO COMPETICION	A	1	11	4	1:48.510			127.7
2	3	Joaquín Rodrigo	ESP	AUTOM. CLUB ZARAGOZA	A	2	11	9	1:49.136	0.626	0.626	126.9
F												
1	8	Marta Suria	ESP	SMC JUNIOR TEAMj	F	1	12	7	1:47.329			129.1
J												
1	7	Luis González Martínez	ESP	MOTOR CLUB SABADELL	J	1	11	9	1:46.766			129.8
JR												
1	9	Marc De Fulgencio	ESP	MOTOR CLUB SABADELL	JR	1	11	8	1:46.871			129.6
2	10	Antonio Aguado	ESP	VSR MOTORSPORT	JR	2	10	6	1:48.076	1.205	1.205	128.2
3	4	James Jj. Ross	GBR	BOB ROSS RACING	JR	3	12	8	1:48.195	1.324	0.119	128.1
Rookie												
1	111	Mathieu Lannepoudenx	FRA	MILAN NICOLAS	R	1	11	8	1:47.726			128.6
2	72	Kévin Jiménez	FRA	DAVID POUGET	R	2	11	9	1:48.305	0.579	0.579	127.9

Publicado a las:.....

Comisarios Deportivos:	Director de Carrera:	Cronometrador:
-------------------------------	-----------------------------	---------------------------






Circuito del Jarama
Renault Clio Cup
Entrenamiento libre - 2

RENAULT SPORT
CLIO CUP
SPAIN

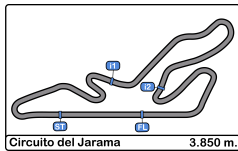
Resultados 2ª Vuelta Rápida Provisionales

Cls	Nº	Piloto	Nac	Equipo	Cat.	Cls	Vtas	V.R.	Tiempo	Dif 1º	Intervalo	Km/h
1	1	Alex Royo	ESP	MOTOR CLUB SABADELL			11	8	1:46.925			130.0
2	9	Marc De Fulgencio	ESP	MOTOR CLUB SABADELL	JR	1	11	9	1:47.162	0.237	0.237	129.6
3	2	Nicolas Milan	FRA	MILAN NICOLAS			12	7	1:47.209	0.284	0.047	129.5
4	23	Jordi Palomeras	FRA	DAVID POUGET			10	7	1:47.410	0.485	0.201	129.2
5	7	Luis González Martínez	ESP	MOTOR CLUB SABADELL	J	1	11	7	1:47.574	0.649	0.164	129.8
6	8	Marta Suria	ESP	SMC JUNIOR TEAMj	F	1	12	4	1:47.586	0.661	0.012	129.1
7	15	David Pouget	FRA	DAVID POUGET			11	10	1:47.764	0.839	0.178	128.7
8	111	Mathieu Lannepoudenx	FRA	MILAN NICOLAS	R	1	11	9	1:47.821	0.896	0.057	128.6
9	33	Guillaume Lafond	FRA	MILAN NICOLAS			11	8	1:47.944	1.019	0.123	128.5
10	10	Antonio Aguado	ESP	VSR MOTORSPORT	JR	2	10	8	1:48.141	1.216	0.197	128.2
11	4	James J. Ross	GBR	BOB ROSS RACING	JR	3	12	3	1:48.400	1.475	0.259	128.1
12	72	Kévin Jiménez	FRA	DAVID POUGET	R	2	11	10	1:48.504	1.579	0.104	127.9
13	50	Henk Van Zoest	ESP	SKUALO COMPETICION	A	1	11	9	1:48.664	1.739	0.160	127.7
14	3	Joaquín Rodrigo	ESP	AUTOM. CLUB ZARAGOZA	A	2	11	8	1:49.192	2.267	0.528	126.9
15	5	Eduardo Gago	ESP	MOTOR CLUB SABADELL			12	6	1:49.295	2.370	0.103	127.0

Publicado a las:.....

Comisarios Deportivos:	Director de Carrera:	Cronometrador: 
-------------------------------	-----------------------------	--





Circuito del Jarama
Renault Clio Cup
Entrenamiento libre - 2
Tiempos Por Vuelta



1 Alex Royo **4** James J. Ross JR

MOTOR CLUB SABADELL

BOB ROSS RACING

Vta.	D	Tiempo	Sector 1	Sector 2	Sector 3	V.Max.	Tiempo Tot	Vta.	D	Tiempo	Sector 1	Sector 2	Sector 3	V.Max.	Tiempo Tot	
1		12:52:15.271	12:51:03.382	40.199	31.690	90.9	12:52:15.271	1		12:53:00.643	12:51:46.406	42.414	31.823	68.7	12:53:00.643	
2		1:49.152	42.268	36.491	30.393	201.1	12:54:04.423	2		1:50.372	42.938	36.849	30.585	186.5	12:54:51.015	
3		1:47.648	41.473	36.008	30.167	206.1	12:55:52.071	3		1:48.400	41.599	36.577	30.224	204.1	12:56:39.415	
4		1:47.506	41.365	35.945	30.196	206.8	12:57:39.577	4		1:51.807	42.120	36.748	32.939	203.7	12:58:31.222	
5		2:18.402	P	51.383	46.452	40.567	191.4	12:59:57.979	5		1:48.579	41.590	36.608	30.381	203.0	13:00:19.801
6		3:47.311		2:38.891	37.113	31.307	101.1	13:03:45.290	6		1:48.428	41.647	36.433	30.348	203.7	13:02:08.229
7		1:47.496	41.303	36.102	30.091	207.2	13:05:32.786	7		1:48.619	41.602	36.657	30.360	203.3	13:03:56.848	
8		1:46.925	41.201	35.795	29.929	212.1	13:07:19.711	8		1:48.195	41.549	36.363	30.283	204.5	13:05:45.043	
9		1:46.589	40.898	35.768	29.923	208.8	13:09:06.300	9		1:50.991	41.757	38.837	30.397	205.3	13:07:36.034	
10		1:46.958	41.034	35.869	30.055	208.8	13:10:53.258	10		1:48.552	41.524	36.438	30.590	206.1	13:09:24.586	
11		2:22.121	P	51.925	46.107	44.089	162.1	13:13:15.379	11		1:55.425	41.625	40.168	33.632	204.1	13:11:20.011

2 Nicolas Milan

MILAN NICOLAS

5 Eduardo Gago

MOTOR CLUB SABADELL

Vta.	D	Tiempo	Sector 1	Sector 2	Sector 3	V.Max.	Tiempo Tot	Vta.	D	Tiempo	Sector 1	Sector 2	Sector 3	V.Max.	Tiempo Tot		
1		12:52:32.780	12:51:23.179	38.445	31.156	72.8	12:52:32.780	1		12:52:35.483	12:51:20.221	40.721	34.541	98.6	12:52:35.483		
2		1:49.554	41.884	36.921	30.749	206.1	12:54:22.334	2		1:53.761	43.903	38.690	31.168	182.4	12:54:29.244		
3		1:47.665	41.531	36.008	30.126	205.7	12:56:09.999	3		1:50.809	42.701	37.024	31.084	203.0	12:56:20.053		
4		1:47.386	41.288	36.019	30.079	206.5	12:57:57.385	4		1:50.319	42.690	36.935	30.694	204.1	12:58:10.372		
5		1:47.688	40.971	36.654	30.063	207.2	12:59:45.073	5		1:49.881	42.195	36.802	30.884	205.7	13:00:00.253		
6		1:47.463	41.293	36.014	30.156	207.6	13:01:32.536	6		1:49.295	42.164	36.365	30.766	203.0	13:01:49.548		
7		1:47.209	41.045	36.015	30.149	207.6	13:03:19.745	7		1:50.131	42.505	36.740	30.886	192.5	13:03:39.679		
8		1:47.469	41.372	35.849	30.248	211.3	13:05:07.214	8		1:49.312	42.004	36.479	30.829	204.1	13:05:28.991		
9		1:47.248	41.014	36.046	30.188	206.5	13:06:54.462	9		1:49.133	42.029	36.459	30.645	204.5	13:07:18.124		
10		1:47.232	41.207	35.920	30.105	205.7	13:08:41.694	10		1:52.066	44.991	36.364	30.711	203.7	13:09:10.190		
11		1:46.948	41.124	35.724	30.100	206.1	13:10:28.642	11		1:49.539	42.090	36.846	30.603	207.2	13:10:59.729		
12		2:21.852	P	47.648	46.371	47.833	191.4	13:12:50.494	12		2:20.215	P	46.917	45.881	47.417	150.2	13:13:19.944

3 Joaquín Rodrigo

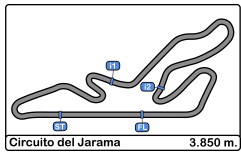
AUTOM. CLUB ZARAGOZA

7 Luís González Martínez

MOTOR CLUB SABADELL

Vta.	D	Tiempo	Sector 1	Sector 2	Sector 3	V.Max.	Tiempo Tot	Vta.	D	Tiempo	Sector 1	Sector 2	Sector 3	V.Max.	Tiempo Tot		
1		12:52:36.434	12:51:25.058	39.043	32.333	83.9	12:52:36.434	1		12:52:15.867	12:51:04.026	40.271	31.570	91.6	12:52:15.867		
2		1:51.683	43.592	37.154	30.937	191.8	12:54:28.117	2		1:49.671	42.716	36.660	30.295	199.2	12:54:05.538		
3		1:50.534	42.324	37.070	31.140	200.7	12:56:18.651	3		1:49.690	42.881	36.152	30.657	209.7	12:55:55.228		
4		1:49.556	42.386	36.501	30.669	198.8	12:58:08.207	4		1:50.664	41.528	38.491	30.645	210.1	12:57:45.892		
5		1:49.578	42.316	36.674	30.588	201.1	12:59:57.785	5		1:56.758	P	42.070	38.272	36.416	207.6	12:59:42.650	
6		1:49.448	42.456	36.398	30.594	202.2	13:01:47.233	6		4:02.164	2:53.148	37.618	31.398	85.5	13:03:44.814		
7		1:59.892	50.427	37.610	31.855	162.4	13:03:47.125	7		1:47.574	41.491	35.973	30.110	206.1	13:05:32.388		
8		1:49.192	42.052	36.407	30.733	203.0	13:05:36.317	8		1:48.832	42.775	35.925	30.132	207.6	13:07:21.220		
9		1:49.136	42.182	36.364	30.590	203.0	13:07:25.453	9		1:46.766	40.989	35.835	29.942	212.5	13:09:07.986		
10		2:00.968	53.414	37.049	30.505	182.1	13:09:26.421	10		1:48.121	40.909	36.053	31.159	214.2	13:10:56.107		
11		2:14.432	P	42.188	43.764	48.480	198.8	13:11:40.853	11		2:12.442	P	49.227	40.651	42.564	158.8	13:13:08.549





Circuito del Jarama
Renault Clio Cup
Entrenamiento libre - 2
Tiempos Por Vuelta



8

Marta Suria

F 23

Jordi Palomeras

SMC JUNIOR TEAMj

DAVID POUGET

Vta. D	Tiempo	Sector 1	Sector 2	Sector 3	V.Max.	Tiempo Tot	Vta. D	Tiempo	Sector 1	Sector 2	Sector 3	V.Max.	Tiempo Tot
1	12:52:11.130	12:50:52.795	42.608	35.727	81.4	12:52:11.130	1	12:52:07.813	12:50:59.261	37.378	31.174	96.3	12:52:07.813
2	1:49.416	42.381	36.596	30.439	200.7	12:54:00.546	2	1:48.973	42.294	36.350	30.329	200.7	12:53:56.786
3	1:48.209	41.582	36.254	30.373	204.5	12:55:48.755	3	1:48.129	41.730	36.126	30.273	203.0	12:55:44.915
4	1:47.586	41.258	36.077	30.251	204.9	12:57:36.341	4	1:48.222	41.628	36.267	30.327	203.0	12:57:33.137
5	1:58.445	41.682	45.831	30.932	205.3	12:59:34.786	5	2:03.204 P	45.774	37.486	39.944	203.7	12:59:36.341
6	1:47.716	41.488	35.928	30.300	204.9	13:01:22.502	6	4:22.890	3:06.112	46.234	30.544	104.1	13:03:59.231
7	1:47.329	41.175	35.902	30.252	206.1	13:03:09.831	7	1:47.410	41.397	36.010	30.003	206.1	13:05:46.641
8	1:48.180	41.256	36.489	30.435	205.7	13:04:58.011	8	1:47.204	41.074	35.948	30.182	208.4	13:07:33.845
9	1:47.794	41.427	36.075	30.292	204.9	13:06:45.805	9	2:54.838	54.673	1:07.649	52.516	205.7	13:10:28.683
10	1:47.810	41.527	36.028	30.255	204.9	13:08:33.615	10	2:22.962 P	48.867	46.036	48.059	157.6	13:12:51.645
11	1:47.838	41.304	36.241	30.293	204.5	13:10:21.453	33 Guillaume Lafond						
12	2:09.724 P	50.490	40.481	38.753	179.4	13:12:31.177	MILAN NICOLAS						

9

Marc De Fulgencio

JR

MOTOR CLUB SABADELL

Vta. D	Tiempo	Sector 1	Sector 2	Sector 3	V.Max.	Tiempo Tot	Vta. D	Tiempo	Sector 1	Sector 2	Sector 3	V.Max.	Tiempo Tot
1	12:52:23.259	12:51:13.178	39.145	30.936	101.6	12:52:23.259	1	12:52:22.071	12:51:09.471	41.004	31.596	101.1	12:52:22.071
2	1:49.625	41.870	37.227	30.528	205.3	12:54:12.884	2	1:50.474	42.600	37.246	30.628	202.2	12:54:12.545
3	1:49.209	42.525	36.446	30.238	198.8	12:56:02.093	3	1:49.039	42.028	36.495	30.516	208.0	12:56:01.584
4	1:56.232	47.046	39.032	30.154	205.3	12:57:58.325	4	1:49.204	41.907	36.637	30.660	203.3	12:57:50.788
5	1:54.325 P	41.035	36.226	37.064	206.8	12:59:52.650	5	1:48.703	41.880	36.328	30.495	204.5	12:59:39.491
6	3:53.560	2:43.644	38.351	31.565	92.5	13:03:46.210	6	1:54.003	44.572	39.038	30.393	203.3	13:01:33.494
7	1:47.276	41.229	35.953	30.094	206.8	13:05:33.486	7	1:47.806	41.434	36.125	30.247	208.0	13:03:21.300
8	1:46.871	41.111	35.824	29.936	208.8	13:07:20.357	8	1:47.944	41.568	36.118	30.258	207.6	13:05:09.244
9	1:47.162	41.236	35.809	30.117	208.0	13:09:07.519	9	1:48.550	42.081	36.132	30.337	211.7	13:06:57.794
10	1:48.879	41.007	35.987	31.885	207.2	13:10:56.398	10	1:48.226	41.480	36.380	30.366	209.3	13:08:46.020
11	2:09.352 P	46.933	40.065	42.354	175.8	13:13:05.750	11	3:05.297 P	41.345	1:37.648	46.304	205.7	13:11:51.317
							50 Henk Van Zoest						A

10

Antonio Aguado

JR

VSR MOTORSPORT

Vta. D	Tiempo	Sector 1	Sector 2	Sector 3	V.Max.	Tiempo Tot	Vta. D	Tiempo	Sector 1	Sector 2	Sector 3	V.Max.	Tiempo Tot
1	12:52:39.876	12:51:16.498	46.426	36.952	97.4	12:52:39.876	1	12:52:24.845	12:51:14.430	38.919	31.496	88.4	12:52:24.845
2	2:03.604	53.179	39.245	31.180	128.2	12:54:43.480	2	1:49.376	42.044	36.863	30.469	205.7	12:54:14.221
3	1:50.305	43.400	36.506	30.399	170.6	12:56:33.785	3	1:48.798	41.857	36.417	30.524	206.1	12:56:03.019
4	2:00.685 P	42.057	36.747	41.881	201.8	12:58:34.470	4	1:48.510	41.666	36.239	30.605	205.3	12:57:51.529
5	5:56.062	4:48.171	37.424	30.467	104.4	13:04:30.532	5	2:00.669	42.918	43.634	34.117	207.6	12:59:52.198
6	1:48.076	41.779	36.150	30.147	202.6	13:06:18.608	6	1:49.282	42.250	36.381	30.651	201.4	13:01:41.480
7	1:48.291	41.629	36.402	30.260	203.7	13:08:06.899	7	1:49.110	41.962	36.409	30.739	205.3	13:03:30.590
8	1:48.141	41.544	36.161	30.436	204.1	13:09:55.040	8	1:48.796	41.933	36.336	30.527	205.7	13:05:19.386
9	1:48.150	41.242	36.501	30.407	205.3	13:11:43.190	9	1:48.664	41.827	36.299	30.538	204.9	13:07:08.050
10	2:15.442 P	45.916	45.061	44.465	179.7	13:13:58.632	10	1:49.182	41.866	36.297	31.019	205.3	13:08:57.232
11							11	2:02.057 P	41.861	36.389	43.807	203.7	13:10:59.289
							72 Kévin Jiménez						R

15

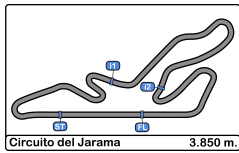
David Pouget

DAVID POUGET

DAVID POUGET

Vta. D	Tiempo	Sector 1	Sector 2	Sector 3	V.Max.	Tiempo Tot	Vta. D	Tiempo	Sector 1	Sector 2	Sector 3	V.Max.	Tiempo Tot
1	12:52:17.130	12:51:07.551	38.509	31.070	103.8	12:52:17.130	1	12:52:20.334	12:51:08.319	40.539	31.476	88.5	12:52:20.334
2	1:48.862	42.005	36.487	30.370	203.0	12:54:05.992	2	1:51.675	42.705	38.265	30.705	201.8	12:54:12.009
3	1:48.220	41.766	36.175	30.279	208.0	12:55:54.212	3	1:51.383	44.340	36.513	30.530	204.5	12:56:03.392
4	1:47.671	41.300	35.932	30.439	206.8	12:57:41.883	4	1:48.863	41.591	36.561	30.711	207.2	12:57:52.255
5	1:48.006	41.591	36.102	30.313	206.1	12:59:29.889	5	1:48.739	41.447	36.958	30.334	209.7	12:59:40.994
6	1:48.092	41.454	36.316	30.322	204.1	13:01:17.981	6	1:49.408	42.030	36.980	30.398	207.2	13:01:30.402
7	1:49.038	41.616	36.796	30.626	203.7	13:03:07.019	7	1:48.931	41.688	36.727	30.516	204.1	13:03:19.333
8	2:01.574 P	44.925	37.638	39.011	185.2	13:05:08.593	8	1:49.582	42.944	36.283	30.355	204.9	13:05:08.915
9	3:55.728	2:46.868	38.031	30.829	102.9	13:09:04.321	9	1:48.305	41.404	36.426	30.475	207.2	13:06:57.220
10	1:47.764	41.440	36.051	30.273	204.9	13:10:52.085	10	1:48.504	41.513	36.535	30.456	206.8	13:08:45.724
11	2:12.583 P	45.891	42.115	44.577	200.7	13:13:04.668	11	2:58.042 P	42.244	1:26.421	49.377	178.5	13:11:43.766





Circuito del Jarama
Renault Clio Cup
Entrenamiento libre - 2
Tiempos Por Vuelta

RENAULT SPORT
CLIO CUP
SPAIN

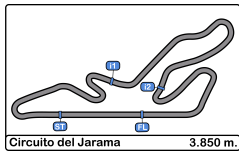
111

Mathieu Lannepoudenx

R

MILAN NICOLAS

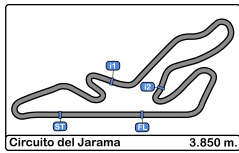
Vta. D	Tiempo	Sector 1	Sector 2	Sector 3	V.Max.	Tiempo Tot
1	12:52:30.651	12:51:07.835	48.449	34.367	81.5	12:52:30.651
2	1:52.570	44.812	37.135	30.623	148.3	12:54:23.221
3	1:48.232	41.706	36.423	30.103	205.7	12:56:11.453
4	1:48.054	41.313	36.326	30.415	207.2	12:57:59.507
5	1:48.233	41.073	36.793	30.367	209.3	12:59:47.740
6	1:48.094	41.305	36.392	30.397	206.5	13:01:35.834
7	1:48.024	41.395	36.321	30.308	207.6	13:03:23.858
8	1:47.726	41.219	36.129	30.378	208.0	13:05:11.584
9	1:47.821	41.299	36.172	30.350	208.0	13:06:59.405
10	1:48.072	41.262	36.438	30.372	207.6	13:08:47.477
11	2:03.878 P	41.340	38.305	44.233	207.6	13:10:51.355



Circuito del Jarama
Renault Clio Cup
Entrenamiento libre - 2
Mejores Sectores



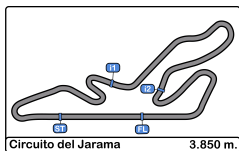
Sector - 1				Sector - 2				Sector - 3				Vta. Ideal vs Vta. Rapida				
Clas	Nº	Piloto	Tiempo	Nº	Piloto	Tiempo	Nº	Piloto	Tiempo	Clas	Nº	Piloto	Vta. Ideal	V.R.	Clas	
1	1	Alex Royo	40.898	2	Nicolas Milan	35.724	1	Alex Royo	29.923	1	1	Alex Royo	1:46.589	1:46.589	1	
2	7	Luis González Martínez	40.909	1	Alex Royo	35.768	9	Marc De Fulgencio	29.936	2	7	Luis González Martínez	1:46.686	1:46.766	2	
3	2	Nicolas Milan	40.971	9	Marc De Fulgencio	35.809	7	Luis González Martínez	29.942	3	9	Marc De Fulgencio	1:46.752	1:46.871	3	
4	9	Marc De Fulgencio	41.007	7	Luis González Martínez	35.835	23	Jordi Palomeras	30.003	4	2	Nicolas Milan	1:46.758	1:46.948	4	
5	11	Mathieu Lannepoude	41.073	8	Marta Suria	35.902	2	Nicolas Milan	30.063	5	23	Jordi Palomeras	1:47.025	1:47.204	5	
6	23	Jordi Palomeras	41.074	15	David Pouget	35.932	111	Mathieu Lannepoude	30.103	6	111	Mathieu Lannepoude	1:47.305	1:47.726	8	
7	8	Marta Suria	41.175	23	Jordi Palomeras	35.948	10	Antonio Aguado	30.147	7	8	Marta Suria	1:47.328	1:47.329	6	
8	10	Antonio Aguado	41.242	33	Guillaume Lafond	36.118	4	James J. Ross	30.224	8	15	David Pouget	1:47.505	1:47.671	7	
9	15	David Pouget	41.300	111	Mathieu Lannepoude	36.129	33	Guillaume Lafond	30.247	9	10	Antonio Aguado	1:47.539	1:48.076	10	
10	33	Guillaume Lafond	41.345	10	Antonio Aguado	36.150	8	Marta Suria	30.251	10	33	Guillaume Lafond	1:47.710	1:47.806	9	
11	72	Kévin Jiménez	41.404	50	Henk Van Zoest	36.239	15	David Pouget	30.273	11	72	Kévin Jiménez	1:48.021	1:48.305	12	
12	4	James J. Ross	41.524	72	Kévin Jiménez	36.283	72	Kévin Jiménez	30.334	12	4	James J. Ross	1:48.111	1:48.195	11	
13	50	Henk Van Zoest	41.666	4	James J. Ross	36.363	50	Henk Van Zoest	30.469	13	50	Henk Van Zoest	1:48.374	1:48.510	13	
14	5	Eduardo Gago	42.004	5	Eduardo Gago	36.364	3	Joaquín Rodrigo	30.505	14	3	Joaquín Rodrigo	1:48.921	1:49.136	15	
15	3	Joaquín Rodrigo	42.052	3	Joaquín Rodrigo	36.364	5	Eduardo Gago	30.603	15	5	Eduardo Gago	1:48.971	1:49.133	14	



Circuito del Jarama
Renault Clio Cup
Entrenamiento libre - 2
5 Mejores Tiempos



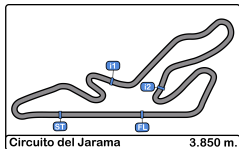
Cls	Nº	Piloto	Nac	Equipo	Cat.	V.R. 1		V.R. 2		V.R. 3		V.R. 4		V.R. 5	
						Tiempo	V.R.	Tiempo	V.R.	Tiempo	V.R.	Tiempo	V.R.	Tiempo	V.R.
1	1	Alex Royo	ESP	MOTOR CLUB		1:46.589	9	1:46.925	8	1:46.958	10	1:47.496	7	1:47.506	4
2	7	Luís González Martínez	ESP	MOTOR CLUB	J	1:46.766	9	1:47.574	7	1:48.121	10	1:48.832	8	1:49.671	2
3	9	Marc De Fulgencio	ESP	MOTOR CLUB	JR	1:46.871	8	1:47.162	9	1:47.276	7	1:48.879	10	1:49.209	3
4	2	Nicolas Milan	FRA	MILAN NICOL		1:46.948	11	1:47.209	7	1:47.232	10	1:47.248	9	1:47.386	4
5	23	Jordi Palomeras	FRA	DAVID POUG		1:47.204	8	1:47.410	7	1:48.129	3	1:48.222	4	1:48.973	2
6	8	Marta Suria	ESP	SMC JUNIOR	F	1:47.329	7	1:47.586	4	1:47.716	6	1:47.794	9	1:47.810	10
7	15	David Pouget	FRA	DAVID POUG		1:47.671	4	1:47.764	10	1:48.006	5	1:48.092	6	1:48.220	3
8	11	Mathieu Lannepoudenx	FRA	MILAN NICOL	R	1:47.726	8	1:47.821	9	1:48.024	7	1:48.054	4	1:48.072	10
9	33	Guillaume Lafond	FRA	MILAN NICOL		1:47.806	7	1:47.944	8	1:48.226	10	1:48.550	9	1:48.703	5
10	10	Antonio Aguado	ESP	VSR MOTORS	JR	1:48.076	6	1:48.141	8	1:48.150	9	1:48.291	7	1:50.305	3
11	4	James J. Ross	GBR	BOB ROSS R	JR	1:48.195	8	1:48.400	3	1:48.428	6	1:48.552	10	1:48.579	5
12	72	Kévin Jiménez	FRA	DAVID POUG	R	1:48.305	9	1:48.504	10	1:48.739	5	1:48.863	4	1:48.931	7
13	50	Henk Van Zoest	ESP	SKUALO COM	A	1:48.510	4	1:48.664	9	1:48.796	8	1:48.798	3	1:49.110	7
14	5	Eduardo Gago	ESP	MOTOR CLUB		1:49.133	9	1:49.295	6	1:49.312	8	1:49.539	11	1:49.881	5
15	3	Joaquín Rodrigo	ESP	AUTOM. CLUB	A	1:49.136	9	1:49.192	8	1:49.448	6	1:49.556	4	1:49.578	5



Circuito del Jarama
Renault Clio Cup
Entrenamiento libre - 2
5 Mejores Velocidades



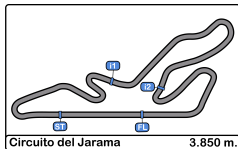
Cls	Nº	Piloto	Nac	Equipo	Cat.	V.Max 1		V.Max 2		V.Max 3		V.Max 4		V.Max 5		Media
						Km/h	Vta.	Km/h	Vta.	Km/h	Vta.	Km/h	Vta.	Km/h	Vta.	
1	7	Luís González Martínez	ESP	MOTOR CLUB	J	214.2	10	212.5	9	210.1	4	209.7	3	207.6	5	210.8
2	1	Alex Royo	ESP	MOTOR CLUB		212.1	8	208.8	9	208.8	10	207.2	7	206.8	4	208.8
3	33	Guillaume Lafond	FRA	MILAN NICOL		211.7	9	209.3	10	208.0	3	208.0	7	207.6	8	208.9
4	2	Nicolas Milan	FRA	MILAN NICOL		211.3	8	207.6	6	207.6	7	207.2	5	206.5	4	208.1
5	72	Kévin Jiménez	FRA	DAVID POUG	R	209.7	5	207.2	4	207.2	6	207.2	9	206.8	10	207.6
6	11	Mathieu Lannepoudenx	FRA	MILAN NICOL	R	209.3	5	208.0	8	208.0	9	207.6	7	207.6	10	208.1
7	9	Marc De Fulgencio	ESP	MOTOR CLUB	JR	208.8	8	208.0	9	207.2	10	206.8	5	206.8	7	207.6
8	23	Jordi Palomeras	FRA	DAVID POUG		208.4	8	206.1	7	205.7	9	203.7	5	203.0	3	205.4
9	15	David Pouget	FRA	DAVID POUG		208.0	3	206.8	4	206.1	5	204.9	10	204.1	6	206.0
10	50	Henk Van Zoest	ESP	SKUALO COM	A	207.6	5	206.1	3	205.7	2	205.7	8	205.3	4	206.1
11	5	Eduardo Gago	ESP	MOTOR CLUB		207.2	11	205.7	5	204.5	9	204.1	4	204.1	8	205.1
12	4	James J. Ross	GBR	BOB ROSS	R JR	206.1	10	205.3	9	204.5	8	204.1	3	204.1	11	204.8
13	8	Marta Suria	ESP	SMC JUNIOR	F	206.1	7	205.7	8	205.3	5	204.9	4	204.9	6	205.4
14	10	Antonio Aguado	ESP	VSR MOTORS	JR	205.3	9	204.1	8	203.7	7	202.6	6	201.8	4	203.5
15	3	Joaquín Rodrigo	ESP	AUTOM. CLUB	A	203.0	8	203.0	9	202.2	6	201.1	5	200.7	3	202.0



Circuito del Jarama
Renault Clio Cup
Entrenamiento libre - 2
Secuencia Vueltas Rápidas

RENAULT SPORT
CLIO CUP
SPAIN

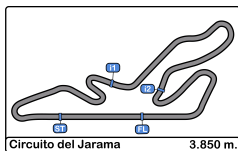
Vta.	Hora Día	Tiempo Sesión	Nº	Piloto	Nac	Equipo	Cat.	Tiempo	Km/h
2	14:53:56.786	2:03:56.786	23	Jordi Palomeras	FRA	DAVID POUGET		1:48.973	127.1
2	14:54:05.992	2:04:05.992	15	David Pouget	FRA	DAVID POUGET		1:48.862	127.3
3	14:55:44.915	2:05:44.915	23	Jordi Palomeras	FRA	DAVID POUGET		1:48.129	128.1
3	14:55:52.071	2:05:52.071	1	Alex Royo	ESP	MOTOR CLUB SABADELL		1:47.648	128.7
4	14:57:36.341	2:07:36.341	8	Marta Suria	ESP	SMC JUNIOR TEAMj	F	1:47.586	128.8
4	14:57:39.577	2:07:39.577	1	Alex Royo	ESP	MOTOR CLUB SABADELL		1:47.506	128.9
4	14:57:57.385	2:07:57.385	2	Nicolas Milan	FRA	MILAN NICOLAS		1:47.386	129.0
7	15:03:09.831	2:13:09.831	8	Marta Suria	ESP	SMC JUNIOR TEAMj	F	1:47.329	129.1
7	15:03:19.745	2:13:19.745	2	Nicolas Milan	FRA	MILAN NICOLAS		1:47.209	129.2
8	15:07:19.711	2:17:19.711	1	Alex Royo	ESP	MOTOR CLUB SABADELL		1:46.925	129.6
8	15:07:20.357	2:17:20.357	9	Marc De Fulgencio	ESP	MOTOR CLUB SABADELL	JR	1:46.871	129.6
9	15:09:06.300	2:19:06.300	1	Alex Royo	ESP	MOTOR CLUB SABADELL		1:46.589	130.0



Circuito del Jarama
Renault Clio Cup
Entrenamiento libre - 2
Mejor Maxima Velocidad del Evento

RENAULT SPORT
CLIO CUP
SPAIN

Nº	Piloto	Nac	Equipo	Cat.	Km/h	Sesión
7	Luis González Martínez	ESP	MOTOR CLUB SABADELL	J	214.2	Entrenamiento libre - 2
1	Alex Royo	ESP	MOTOR CLUB SABADELL		212.1	Entrenamiento libre - 2
33	Guillaume Lafond	FRA	MILAN NICOLAS		211.7	Entrenamiento libre - 2
2	Nicolas Milan	FRA	MILAN NICOLAS		211.3	Entrenamiento libre - 2
23	Jordi Palomeras	FRA	DAVID POUGET		210.9	Entrenamiento libre - 1
9	Marc De Fulgencio	ESP	MOTOR CLUB SABADELL	JR	210.1	Entrenamiento libre - 1
10	Antonio Aguado	ESP	VSR MOTORSPORT	JR	209.7	Entrenamiento libre - 1
72	Kévin Jiménez	FRA	DAVID POUGET	R	209.7	Entrenamiento libre - 2
111	Mathieu Lannepoudenx	FRA	MILAN NICOLAS	R	209.3	Entrenamiento libre - 2
4	James J. Ross	GBR	BOB ROSS RACING	JR	208.4	Entrenamiento libre - 1
8	Marta Suria	ESP	SMC JUNIOR TEAMj	F	208.0	Entrenamiento libre - 1
15	David Pouget	FRA	DAVID POUGET		208.0	Entrenamiento libre - 2
50	Henk Van Zoest	ESP	SKUALO COMPETICION	A	207.6	Entrenamiento libre - 2
5	Eduardo Gago	ESP	MOTOR CLUB SABADELL		207.2	Entrenamiento libre - 2
3	Joaquín Rodrigo	ESP	AUTOM. CLUB ZARAGOZA	A	205.3	Entrenamiento libre - 1



Circuito del Jarama
Renault Clio Cup
Entrenamiento libre - 2
Tiempos Parada en Pit



1 Alex Royo MOTOR CLUB SABADELL

Clio Cup IV

Nr.	Hora día entrada	Tiempo Entrada	Tiempo Salida	Tiempo Boxes	Total Tiempo Boxes	Handicap	Penalización
1	12:59:57.979	12:59:57.979	13:01:54.741	1:56.762	1:56.762		

7 Luis González Martínez J MOTOR CLUB SABADELL

Clio Cup IV

Nr.	Hora día entrada	Tiempo Entrada	Tiempo Salida	Tiempo Boxes	Total Tiempo Boxes	Handicap	Penalización
1	12:59:42.650	12:59:42.650	13:01:51.132	2:08.482	2:08.482		

9 Marc De Fulgencio JR MOTOR CLUB SABADELL

Clio Cup IV

Nr.	Hora día entrada	Tiempo Entrada	Tiempo Salida	Tiempo Boxes	Total Tiempo Boxes	Handicap	Penalización
1	12:59:52.650	12:59:52.650	13:01:52.113	1:59.463	1:59.463		

10 Antonio Aguado JR VSR MOTORSPORT

Clio Cup IV

Nr.	Hora día entrada	Tiempo Entrada	Tiempo Salida	Tiempo Boxes	Total Tiempo Boxes	Handicap	Penalización
1	12:58:34.470	12:58:34.470	13:02:41.735	4:07.265	4:07.265		

15 David Pouget DAVID POUGET

Clio Cup IV

Nr.	Hora día entrada	Tiempo Entrada	Tiempo Salida	Tiempo Boxes	Total Tiempo Boxes	Handicap	Penalización
1	13:05:08.593	13:05:08.593	13:07:12.391	2:03.798	2:03.798		

23 Jordi Palomeras DAVID POUGET

Clio Cup IV

Nr.	Hora día entrada	Tiempo Entrada	Tiempo Salida	Tiempo Boxes	Total Tiempo Boxes	Handicap	Penalización
1	12:59:36.341	12:59:36.341	13:02:03.791	2:27.450	2:27.450		