

Circuito del Jarama
Renault Clio Cup
Entrenamiento libre - 1
Resultados Provisionales

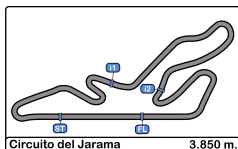


Cls	Nº	Piloto	Nac	Equipo	Cat.	Cls	Vtas	V.R.	Tiempo	Dif 1º	Intervalo	Km/h
1	1	Alex Royo	ESP	MOTOR CLUB SABADELL			14	12	1:46.575			130.0
2	23	Jordi Palomeras	FRA	DAVID POUGET			14	10	1:46.820	0.245	0.245	129.7
3	2	Nicolas Milan	FRA	MILAN NICOLAS			12	7	1:46.912	0.337	0.092	129.6
4	8	Marta Suria	ESP	SMC JUNIOR TEAMj	F	1	14	13	1:46.978	0.403	0.066	129.5
5	7	Luis González Martínez	ESP	MOTOR CLUB SABADELL	J	1	14	9	1:47.042	0.467	0.064	129.4
6	4	James J. Ross	GBR	BOB ROSS RACING	JR	1	12	11	1:47.257	0.682	0.215	129.2
7	9	Marc De Fulgencio	ESP	MOTOR CLUB SABADELL	JR	2	10	9	1:47.260	0.685	0.003	129.2
8	10	Antonio Aguado	ESP	VSR MOTORSPORT	JR	3	15	14	1:47.428	0.853	0.168	129.0
9	111	Mathieu Lannepoudenx	FRA	MILAN NICOLAS	R	1	13	10	1:47.563	0.988	0.135	128.8
10	15	David Pouget	FRA	DAVID POUGET			14	11	1:47.576	1.001	0.013	128.8
11	33	Guillaume Lafond	FRA	MILAN NICOLAS			10	8	1:48.157	1.582	0.581	128.1
12	50	Henk Van Zoest	ESP	SKUALO COMPETICION	A	1	12	8	1:49.730	3.155	1.573	126.3
13	5	Eduardo Gago	ESP	MOTOR CLUB SABADELL			13	12	1:50.310	3.735	0.580	125.6
14	3	Joaquín Rodrigo	ESP	AUTOM. CLUB ZARAGOZA	A	2	13	10	1:50.314	3.739	0.004	125.6

Publicado a las:.....

Comisarios Deportivos:	Director de Carrera:	Cronometrador:
-------------------------------	-----------------------------	---------------------------





Circuito del Jarama
Renault Clio Cup
Entrenamiento libre - 1

RENAULT SPORT
CLIO CUP
SPAIN

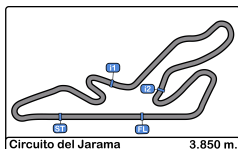
Resultados Provisionales por categoria

Cls	Nº	Piloto	Nac	Equipo	Cat.	Cls	Vtas	V.R.	Tiempo	Dif 1º	Intervalo	Km/h
1	1	Alex Royo	ESP	MOTOR CLUB SABADELL			14	12	1:46.575			130.0
2	23	Jordi Palomeras	FRA	DAVID POUGET			14	10	1:46.820	0.245	0.245	129.7
3	2	Nicolas Milan	FRA	MILAN NICOLAS			12	7	1:46.912	0.337	0.092	129.6
4	15	David Pouget	FRA	DAVID POUGET			14	11	1:47.576	1.001	0.664	128.8
5	33	Guillaume Lafond	FRA	MILAN NICOLAS			10	8	1:48.157	1.582	0.581	128.1
6	5	Eduardo Gago	ESP	MOTOR CLUB SABADELL			13	12	1:50.310	3.735	2.153	125.6
A												
1	50	Henk Van Zoest	ESP	SKUALO COMPETICION	A	1	12	8	1:49.730			126.3
2	3	Joaquín Rodrigo	ESP	AUTOM. CLUB ZARAGOZA	A	2	13	10	1:50.314	0.584	0.584	125.6
F												
1	8	Marta Suria	ESP	SMC JUNIOR TEAMj	F	1	14	13	1:46.978			129.5
J												
1	7	Luis González Martínez	ESP	MOTOR CLUB SABADELL	J	1	14	9	1:47.042			129.4
JR												
1	4	James Jj. Ross	GBR	BOB ROSS RACING	JR	1	12	11	1:47.257			129.2
2	9	Marc De Fulgencio	ESP	MOTOR CLUB SABADELL	JR	2	10	9	1:47.260	0.003	0.003	129.2
3	10	Antonio Aguado	ESP	VSR MOTORSPORT	JR	3	15	14	1:47.428	0.171	0.168	129.0
Rookie												
1	111	Mathieu Lannepoudenx	FRA	MILAN NICOLAS	R	1	13	10	1:47.563			128.8

Publicado a las:.....

Comisarios Deportivos:	Director de Carrera:	Cronometrador:
------------------------	----------------------	--------------------






Circuito del Jarama
Renault Clio Cup
Entrenamiento libre - 1

RENAULT SPORT
CLIO CUP
SPAIN

Resultados 2ª Vuelta Rápida Provisionales

Cls	Nº	Piloto	Nac	Equipo	Cat.	Cls	Vtas	V.R.	Tiempo	Dif 1º	Intervalo	Km/h
1	1	Alex Royo	ESP	MOTOR CLUB SABADELL			14	11	1:46.719			130.0
2	2	Nicolas Milan	FRA	MILAN NICOLAS			12	9	1:46.960	0.241	0.241	129.6
3	23	Jordi Palomeras	FRA	DAVID POUGET			14	13	1:47.018	0.299	0.058	129.7
4	8	Marta Suria	ESP	SMC JUNIOR TEAMj	F	1	14	12	1:47.056	0.337	0.038	129.5
5	7	Luis González Martínez	ESP	MOTOR CLUB SABADELL	J	1	14	12	1:47.058	0.339	0.002	129.4
6	111	Mathieu Lannepoudenx	FRA	MILAN NICOLAS	R	1	13	11	1:47.604	0.885	0.546	128.8
7	9	Marc De Fulgencio	ESP	MOTOR CLUB SABADELL	JR	1	10	8	1:47.618	0.899	0.014	129.2
8	4	James Jj. Ross	GBR	BOB ROSS RACING	JR	2	12	10	1:47.621	0.902	0.003	129.2
9	10	Antonio Aguado	ESP	VSR MOTORSPORT	JR	3	15	11	1:47.666	0.947	0.045	129.0
10	15	David Pouget	FRA	DAVID POUGET			14	13	1:47.823	1.104	0.157	128.8
11	33	Guillaume Lafond	FRA	MILAN NICOLAS			10	9	1:48.487	1.768	0.664	128.1
12	50	Henk Van Zoest	ESP	SKUALO COMPETICION	A	1	12	7	1:49.996	3.277	1.509	126.3
13	3	Joaquín Rodrigo	ESP	AUTOM. CLUB ZARAGOZA	A	2	13	12	1:50.661	3.942	0.665	125.6
14	5	Eduardo Gago	ESP	MOTOR CLUB SABADELL			13	11	1:51.094	4.375	0.433	125.6

Publicado a las:.....

Comisarios Deportivos:	Director de Carrera:	Cronometrador: 
------------------------	----------------------	---





Circuito del Jarama
Renault Clio Cup
Entrenamiento libre - 1
Tiempos Por Vuelta



1 Alex Royo **4** James J. Ross JR

MOTOR CLUB SABADELL

BOB ROSS RACING

Vta. D	Tiempo	Sector 1	Sector 2	Sector 3	V.Max.	Tiempo Tot	Vta. D	Tiempo	Sector 1	Sector 2	Sector 3	V.Max.	Tiempo Tot
1	9:03:23.033	9:01:59.537	47.337	36.159	70.6	9:03:23.033	1	9:08:00.658	9:06:26.957	54.071	39.630	60.7	9:08:00.658
2	2:07.147	49.768	43.105	34.274	156.9	9:05:30.180	2	2:07.781	47.211	45.345	35.225	185.5	9:10:08.439
3	2:20.802	55.155	52.401	33.246	137.2	9:07:50.982	3	1:56.644	44.632	40.228	31.784	189.8	9:12:05.083
4	1:52.161	43.555	37.605	31.001	187.5	9:09:43.143	4	1:54.184	43.516	38.514	32.154	198.1	9:13:59.267
5	1:49.110	42.300	36.351	30.459	203.7	9:11:32.253	5	1:50.433	42.264	37.294	30.875	203.3	9:15:49.700
6	1:47.497	41.463	36.019	30.015	207.2	9:13:19.750	6	1:48.691	41.687	36.659	30.345	206.8	9:17:38.391
7	1:47.051	41.135	35.997	29.919	205.7	9:15:06.801	7	1:48.063	41.163	36.644	30.256	207.6	9:19:26.454
8	1:47.030	41.132	35.968	29.930	205.7	9:16:53.831	8	1:48.091	41.535	36.394	30.162	208.4	9:21:14.545
9	1:46.951	40.989	36.027	29.935	204.9	9:18:40.782	9	1:47.748	41.200	36.388	30.160	207.6	9:23:02.293
10	1:46.910	41.129	35.865	29.916	206.1	9:20:27.692	10	1:47.621	41.125	36.362	30.134	206.8	9:24:49.914
11	1:46.719	41.110	35.684	29.925	206.1	9:22:14.411	11	1:47.257	41.135	36.146	29.976	206.1	9:26:37.171
12	1:46.575		2:22.218	29.966	206.1	9:24:00.986	12	2:17.077 P	43.824	43.679	49.574	206.5	9:28:54.248
13	1:47.195	40.921	36.004	30.270	207.2	9:25:48.181							
14	2:26.114 P	52.732	48.960	44.422	157.2	9:28:14.295							

2 Nicolas Milan

5 Eduardo Gago

MOTOR CLUB SABADELL

Vta. D	Tiempo	Sector 1	Sector 2	Sector 3	V.Max.	Tiempo Tot	Vta. D	Tiempo	Sector 1	Sector 2	Sector 3	V.Max.	Tiempo Tot
1	9:08:05.681		9:07:30.743	34.938	87.4	9:08:05.681	1	9:03:35.965	9:02:11.346	46.749	37.870	88.6	9:03:35.965
2	1:56.516	9:09:30.759	31.438	161.9	9:10:02.197	2	2:10.706	50.733	43.509	36.464	149.7	9:05:46.671	
3	1:52.420	9:11:24.014	30.603	186.5	9:11:54.617	3	2:10.518	47.399	47.908	35.211	171.7	9:07:57.189	
4	1:48.396	9:13:12.544	30.469	201.1	9:13:43.013	4	1:59.587	45.721	40.198	33.668	196.7	9:09:56.776	
5	1:47.484	9:15:00.392	30.105	197.8	9:15:30.497	5	1:55.832	44.539	38.725	32.568	200.0	9:11:52.608	
6	1:47.179	9:16:47.737	29.939	205.7	9:17:17.676	6	1:59.335	47.729	39.072	32.534	174.4	9:13:51.943	
7	1:46.912	9:18:34.663	29.925	205.7	9:19:04.588	7	1:55.236	44.004	38.191	33.041	192.8	9:15:47.179	
8	1:58.360	9:20:32.239	30.709	205.7	9:21:02.948	8	1:53.292	43.300	38.411	31.581	194.2	9:17:40.471	
9	1:46.960	9:22:19.960	29.948	208.0	9:22:49.908	9	1:51.260	42.799	37.427	31.034	199.2	9:19:31.731	
10	1:47.324	9:24:06.934	30.298	207.2	9:24:37.232	10	1:53.064	42.892	38.938	31.234	193.2	9:21:24.795	
11	1:47.242	9:25:54.473	30.001	207.6	9:26:24.474	11	1:51.094	43.290	36.587	31.217	181.5	9:23:15.889	
12	2:27.039 P	9:28:03.085	48.428	164.6	9:28:51.513	12	1:50.310	42.437	36.726	31.147	190.4	9:25:06.199	
							13	2:15.296 P	48.286	39.627	47.383	158.3	9:27:21.495

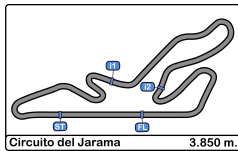
3 Joaquín Rodrigo

7 Luís González Martínez J

MOTOR CLUB SABADELL

Vta. D	Tiempo	Sector 1	Sector 2	Sector 3	V.Max.	Tiempo Tot	Vta. D	Tiempo	Sector 1	Sector 2	Sector 3	V.Max.	Tiempo Tot
1	9:02:34.208	9:01:15.200	43.165	35.843	76.5	9:02:34.208	1	9:03:24.264		9:02:47.815	36.449	73.2	9:03:24.264
2	2:00.687		2:46.464	33.231	164.8	9:04:34.895	2	2:07.674		9:04:57.156	34.782	141.9	9:05:31.938
3	1:56.866	44.752	39.735	32.379	190.8	9:06:31.761	3	2:34.960		9:07:25.664	41.234	110.0	9:08:06.898
4	1:57.290		2:36.918	32.486	191.1	9:08:29.051	4	1:57.917		9:09:33.551	31.264	164.8	9:10:04.815
5	1:53.222		4:31.040	31.586	181.2	9:10:22.273	5	1:50.775		9:11:25.036	30.554	194.2	9:11:55.590
6	2:05.898 P	43.556	37.631	44.711	196.3	9:12:28.171	6	1:48.622		9:13:13.920	30.292	199.6	9:13:44.212
7	5:01.040	3:43.553	43.794	33.693	94.8	9:17:29.211	7	1:47.665		9:15:01.836	30.041	205.3	9:15:31.877
8	1:54.287		2:38.718	33.056	196.0	9:19:23.498	8	1:47.408		9:16:49.296	29.989	211.7	9:17:19.285
9	1:51.929	42.847	36.924	32.158	204.1	9:21:15.427	9	1:47.042		9:18:36.323	30.004	211.7	9:19:06.327
10	1:50.314	42.711	36.877	30.726	200.7	9:23:05.741	10	1:48.056		9:20:23.998	30.385	213.0	9:20:54.383
11	1:53.010	42.692	36.938	33.380	201.1	9:24:58.751	11	1:47.589		9:22:11.821	30.151	207.2	9:22:41.972
12	1:50.661	42.723	36.958	30.980	205.3	9:26:49.412	12	1:47.058		9:23:59.103	29.927	207.2	9:24:29.030
13							13	1:47.509		9:25:46.069	30.470	207.2	9:26:16.539
14	2:40.483 P	54.411	51.686	54.386	155.3	9:29:29.895	14	2:17.108 P		9:27:50.062	43.585	140.2	9:28:33.647





Circuito del Jarama
Renault Clio Cup
Entrenamiento libre - 1
Tiempos Por Vuelta



8

Marta Suria

F 15

David Pouget

SMC JUNIOR TEAMj

DAVID POUGET

Vta. D	Tiempo	Sector 1	Sector 2	Sector 3	V.Max.	Tiempo Tot	Vta. D	Tiempo	Sector 1	Sector 2	Sector 3	V.Max.	Tiempo Tot
1	9:02:50.923	9:01:17.571	49.377	43.975	70.4	9:02:50.923	1	9:02:30.181	9:01:12.790	42.031	35.360	81.5	9:02:30.181
2	2:22.199	57.313	46.590	38.296	115.5	9:05:13.122	2	1:58.551	47.480	39.041	32.030	155.6	9:04:28.732
3	2:20.798	54.801	47.357	38.640	136.1	9:07:33.920	3	1:52.695	43.220	37.951	31.524	200.3	9:06:21.427
4	2:03.890	52.355	39.576	31.959	110.4	9:09:37.810	4	1:50.651	42.493	37.214	30.944	201.8	9:08:12.078
5	1:53.041	43.480	37.869	31.692	193.5	9:11:30.851	5	1:51.141	42.468	38.109	30.564	204.1	9:10:03.219
6	1:51.608		2:30.460	30.709	199.2	9:13:22.459	6	1:49.656	42.598	36.622	30.436	201.1	9:11:52.875
7	1:48.231		4:19.228	30.172	204.5	9:15:10.690	7	1:48.770	41.764	36.306	30.700	207.6	9:13:41.645
8	1:47.793	41.229	36.282	30.282	206.8	9:16:58.483	8	2:22.467 P	51.866	46.816	43.785	125.4	9:16:04.112
9	1:47.818	41.438	36.122	30.258	206.8	9:18:46.301	9	3:29.626	2:22.157	36.587	30.882	91.7	9:19:33.738
10	1:47.402	41.155	36.054	30.193	206.8	9:20:33.703	10	1:47.944	41.465	36.112	30.367	205.3	9:21:21.682
11	1:47.080	41.072	35.950	30.058	207.2	9:22:20.783	11	1:47.576	41.178	36.142	30.256	205.7	9:23:09.258
12	1:47.056	41.243	35.759	30.054	207.2	9:24:07.839	12	1:47.905	41.285	36.115	30.505	206.8	9:24:57.163
13	1:46.978		2:22.685	30.106	208.0	9:25:54.817	13	1:47.823	41.283	36.259	30.281	206.1	9:26:44.986
14	1:59.833 P		4:13.381	39.243	207.2	9:27:54.650	14	2:13.796 P	45.908	40.746	47.142	184.6	9:28:58.782

9

Marc De Fulgencio

JR 23

Jordi Palomeras

MOTOR CLUB SABADELL

DAVID POUGET

Vta. D	Tiempo	Sector 1	Sector 2	Sector 3	V.Max.	Tiempo Tot	Vta. D	Tiempo	Sector 1	Sector 2	Sector 3	V.Max.	Tiempo Tot
1	9:02:58.725	9:01:28.636	49.494	40.595	94.5	9:02:58.725	1	9:02:26.354	9:01:11.024	41.143	34.187	77.6	9:02:26.354
2	2:24.262	54.534	49.257	40.471	120.0	9:05:22.987	2	1:59.384	49.066	39.030	31.288	168.7	9:04:25.738
3	2:28.895	1:01.860	53.865	33.170	100.2	9:07:51.882	3	1:49.319	42.394	36.544	30.381	199.6	9:06:15.057
4	1:52.109	43.158	38.053	30.898	186.5	9:09:43.991	4	1:49.268	41.573	36.675	31.020	203.7	9:08:04.325
5	1:49.069	42.186	36.573	30.310	201.8	9:11:33.060	5	1:58.402	49.364	38.551	30.487	173.0	9:10:02.727
6	2:06.917 P	41.496	41.152	44.269	206.8	9:13:39.977	6	1:50.553	43.447	36.688	30.418	194.2	9:11:53.280
7	7:45.095	6:37.576	37.052	30.467	101.3	9:21:25.072	7	1:49.978	41.763	36.276	31.939	200.0	9:13:43.258
8	1:47.618	41.574	36.064	29.980	204.9	9:23:12.690	8	1:47.674	41.723	35.864	30.087	195.2	9:15:30.932
9	1:47.260	41.247	35.930	30.083	207.2	9:24:59.950	9	1:47.420	41.324	35.947	30.149	210.9	9:17:18.352
10	1:59.803 P	42.917	37.563	39.323	210.1	9:26:59.753	10	1:46.820	41.080	35.796	29.944	209.7	9:19:05.172
11	1:59.912 P						11	1:59.912 P	41.330	36.064	42.518	210.5	9:21:05.084
12	2:57.186						12	2:57.186	1:51.093	35.849	30.244	96.8	9:24:02.270
13	1:47.018						13	1:47.018	41.182	35.850	29.986	207.6	9:25:49.288
14	2:20.560 P						14	2:20.560 P	46.309	51.666	42.585	207.6	9:28:09.848

10

Antonio Aguado

JR

VSR MOTORSPORT

Vta. D	Tiempo	Sector 1	Sector 2	Sector 3	V.Max.	Tiempo Tot	Vta. D	Tiempo	Sector 1	Sector 2	Sector 3	V.Max.	Tiempo Tot
1	9:02:45.245		9:02:07.794	37.451	86.8	9:02:45.245							
2	2:00.632		9:04:11.944	33.933	161.4	9:04:45.877							
3	1:53.237		9:06:07.452	31.662	180.9	9:06:39.114							
4	1:50.251		9:07:58.737	30.628	198.1	9:08:29.365							
5	1:48.800		9:09:47.965	30.200	204.9	9:10:18.165							
6	1:48.412		9:11:36.425	30.152	203.3	9:12:06.577							
7	1:48.639		9:13:24.953	30.263	200.0	9:13:55.216							
8	1:51.249		9:15:14.592	31.873	205.7	9:15:46.465							
9	1:47.800		9:17:04.013	30.252	203.0	9:17:34.265							
10	1:48.526		9:18:52.379	30.412	205.7	9:19:22.791							
11	1:47.666		9:20:40.166	30.291	206.8	9:21:10.457							
12	1:47.939		9:22:28.295	30.101	206.8	9:22:58.396							
13	1:59.767		9:24:24.553	33.610	207.6	9:24:58.163							
14	1:47.428		9:26:15.395	30.196	209.7	9:26:45.591							
15	2:21.275 P		9:28:20.801	46.065	177.6	9:29:06.866							

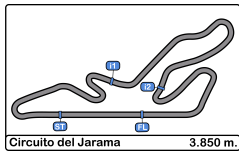
33

Guillaume Lafond

MILAN NICOLAS

Vta. D	Tiempo	Sector 1	Sector 2	Sector 3	V.Max.	Tiempo Tot
1	9:08:40.340	9:07:24.625	41.536	34.179	82.5	9:08:40.340
2	1:53.394		2:37.803	31.306	182.7	9:10:33.734
3	1:50.182		4:28.756	30.535	196.0	9:12:23.916
4	1:49.179	42.259	36.514	30.406	205.7	9:14:13.095
5	1:48.650	41.815	36.521	30.314	207.6	9:16:01.745
6	1:48.728		2:25.194	30.369	207.6	9:17:50.473
7	1:48.918		4:13.917	30.564	203.3	9:19:39.391
8	1:48.157	41.560	36.284	30.313	204.9	9:21:27.548
9	1:48.487	41.556	36.412	30.519	208.0	9:23:16.035
10	3:25.336 P		3:49.518	42.749	208.0	9:26:41.371





Circuito del Jarama
Renault Clio Cup
Entrenamiento libre - 1
Tiempos Por Vuelta



50

Henk Van Zoest

A

SKUALO COMPETICION

Vta. D	Tiempo	Sector 1	Sector 2	Sector 3	V.Max.	Tiempo Tot
1	9:02:47.689	9:01:18.765	49.872	39.052	86.7	9:02:47.689
2	2:04.017	49.858	40.502	33.657	135.0	9:04:51.706
3	1:54.929	44.164	38.806	31.959	192.5	9:06:46.635
4	1:52.559	43.429	37.554	31.576	196.0	9:08:39.194
5	1:51.598		2:29.268	31.460	196.3	9:10:30.792
6	1:50.848	42.565	37.298	30.985	194.9	9:12:21.640
7	1:49.996	42.277	36.814	30.905	202.6	9:14:11.636
8	1:49.730	42.121	36.842	30.767	201.8	9:16:01.366
9	1:50.099	42.950	36.520	30.629	199.6	9:17:51.465
10	1:56.172 P	42.170	36.657	37.345	203.7	9:19:47.637
11	4:02.730	2:54.188	37.374	31.168	110.7	9:23:50.367
12	2:00.247 P	43.182	36.998	40.067	203.3	9:25:50.614

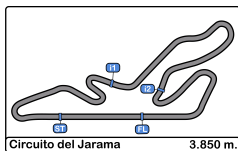
111

Mathieu Lannepoudenx

R

MILAN NICOLAS

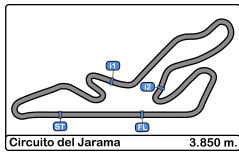
Vta. D	Tiempo	Sector 1	Sector 2	Sector 3	V.Max.	Tiempo Tot
1	9:03:57.682		9:03:20.858	36.824	81.7	9:03:57.682
2	2:06.221		9:05:30.924	32.979	137.5	9:06:03.903
3	1:55.713		9:07:26.886	32.730	196.7	9:07:59.616
4	1:52.802		9:09:20.652	31.766	199.6	9:09:52.418
5	1:50.237		9:11:11.302	31.353	200.7	9:11:42.655
6	1:49.571		9:13:00.906	31.320	202.2	9:13:32.226
7	1:59.162 P		9:14:50.810	40.578	200.7	9:15:31.388
8	3:17.346		9:18:18.039	30.695	97.9	9:18:48.734
9	1:47.820		9:20:06.263	30.291	203.7	9:20:36.554
10	1:47.563		9:21:53.999	30.118	205.3	9:22:24.117
11	1:47.604		9:23:41.547	30.174	206.1	9:24:11.721
12	1:47.750		9:25:29.213	30.258	206.5	9:25:59.471
13	2:22.647 P		9:27:32.819	49.299	206.5	9:28:22.118



Circuito del Jarama
Renault Clio Cup
Entrenamiento libre - 1
Mejores Sectores



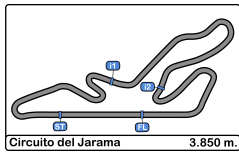
Sector - 1				Sector - 2				Sector - 3				Vta. Ideal vs Vta. Rapida				
Clas	Nº	Piloto	Tiempo	Nº	Piloto	Tiempo	Nº	Piloto	Tiempo	Clas	Nº	Piloto	Vta. Ideal	V.R.	Clas	
1	1	Alex Royo	40.921	1	Alex Royo	35.684	1	Alex Royo	29.916	1	1	Alex Royo	1:46.521	1:46.575	1	
2	8	Marta Suria	41.072	8	Marta Suria	35.759	2	Nicolas Milan	29.925	2	23	Jordi Palomeras	1:46.820	1:46.820	2	
3	23	Jordi Palomeras	41.080	23	Jordi Palomeras	35.796	7	Luis González Martínez	29.927	3	8	Marta Suria	1:46.885	1:46.978	4	
4	4	James J. Ross	41.125	9	Marc De Fulgencio	35.930	23	Jordi Palomeras	29.944	4	9	Marc De Fulgencio	1:47.157	1:47.260	7	
5	15	David Pouget	41.178	15	David Pouget	36.112	4	James J. Ross	29.976	5	4	James J. Ross	1:47.247	1:47.257	6	
6	9	Marc De Fulgencio	41.247	4	James J. Ross	36.146	9	Marc De Fulgencio	29.980	6	15	David Pouget	1:47.546	1:47.576	10	
7	33	Guillaume Lafond	41.556	33	Guillaume Lafond	36.284	8	Marta Suria	30.054	7	33	Guillaume Lafond	1:48.153	1:48.157	11	
8	50	Henk Van Zoest	42.121	50	Henk Van Zoest	36.520	10	Antonio Aguado	30.101	8	50	Henk Van Zoest	1:49.270	1:49.730	12	
9	5	Eduardo Gago	42.437	5	Eduardo Gago	36.587	111	Mathieu Lannepoude	30.118	9	5	Eduardo Gago	1:50.058	1:50.310	13	
10	3	Joaquín Rodrigo	42.692	3	Joaquín Rodrigo	36.877	15	David Pouget	30.256	10	3	Joaquín Rodrigo	1:50.295	1:50.314	14	
11	10	Antonio Aguado	Transpo	10	Antonio Aguado	Transpo	33	Guillaume Lafond	30.313	11	10	Antonio Aguado	Transpo	1:47.428	8	
12	7	Luis González Martínez	Transpo	7	Luis González Martínez	Transpo	50	Henk Van Zoest	30.629	12	7	Luis González Martínez	Transpo	1:47.042	5	
13	11	Mathieu Lannepoude	Transpo	111	Mathieu Lannepoude	Transpo	3	Joaquín Rodrigo	30.726	13	111	Mathieu Lannepoude	Transpo	1:47.563	9	
14	2	Nicolas Milan	Transpo	2	Nicolas Milan	Transpo	5	Eduardo Gago	31.034	14	2	Nicolas Milan	Transpo	1:46.912	3	



Circuito del Jarama
Renault Clio Cup
Entrenamiento libre - 1
5 Mejores Tiempos



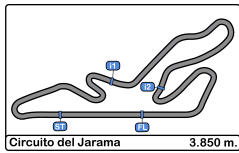
Cls	Nº	Piloto	Nac	Equipo	Cat.	V.R. 1		V.R. 2		V.R. 3		V.R. 4		V.R. 5	
						Tiempo	V.R.	Tiempo	V.R.	Tiempo	V.R.	Tiempo	V.R.	Tiempo	V.R.
1	1	Alex Royo	ESP	MOTOR CLUB		1:46.575	12	1:46.719	11	1:46.910	10	1:46.951	9	1:47.030	8
2	23	Jordi Palomeras	FRA	DAVID POUG		1:46.820	10	1:47.018	13	1:47.420	9	1:47.674	8	1:49.268	4
3	2	Nicolas Milan	FRA	MILAN NICOL		1:46.912	7	1:46.960	9	1:47.179	6	1:47.242	11	1:47.324	10
4	8	Marta Suria	ESP	SMC JUNIOR	F	1:46.978	13	1:47.056	12	1:47.080	11	1:47.402	10	1:47.793	8
5	7	Luís González Martínez	ESP	MOTOR CLUB	J	1:47.042	9	1:47.058	12	1:47.408	8	1:47.509	13	1:47.589	11
6	4	James J. Ross	GBR	BOB ROSS R	JR	1:47.257	11	1:47.621	10	1:47.748	9	1:48.063	7	1:48.091	8
7	9	Marc De Fulgencio	ESP	MOTOR CLUB	JR	1:47.260	9	1:47.618	8	1:49.069	5	1:52.109	4	1:59.803	10
8	10	Antonio Aguado	ESP	VSR MOTORS	JR	1:47.428	14	1:47.666	11	1:47.800	9	1:47.939	12	1:48.412	6
9	11	Mathieu Lannepoudenx	FRA	MILAN NICOL	R	1:47.563	10	1:47.604	11	1:47.750	12	1:47.820	9	1:49.571	6
10	15	David Pouget	FRA	DAVID POUG		1:47.576	11	1:47.823	13	1:47.905	12	1:47.944	10	1:48.770	7
11	33	Guillaume Lafond	FRA	MILAN NICOL		1:48.157	8	1:48.487	9	1:48.650	5	1:48.728	6	1:48.918	7
12	50	Henk Van Zoest	ESP	SKUALO COM	A	1:49.730	8	1:49.996	7	1:50.099	9	1:50.848	6	1:51.598	5
13	5	Eduardo Gago	ESP	MOTOR CLUB		1:50.310	12	1:51.094	11	1:51.260	9	1:53.064	10	1:53.292	8
14	3	Joaquín Rodrigo	ESP	AUTOM. CLUB	A	1:50.314	10	1:50.661	12	1:51.929	9	1:53.010	11	1:53.222	5



Circuito del Jarama
Renault Clio Cup
Entrenamiento libre - 1
5 Mejores Velocidades



Cls	Nº	Piloto	Nac	Equipo	Cat.	V.Max 1		V.Max 2		V.Max 3		V.Max 4		V.Max 5		Media
						Km/h	Vta.	Km/h	Vta.	Km/h	Vta.	Km/h	Vta.	Km/h	Vta.	
1	7	Luís González Martínez	ESP	MOTOR CLUB	J	213.0	10	211.7	8	211.7	9	207.2	11	207.2	12	210.2
2	23	Jordi Palomeras	FRA	DAVID POUG		210.9	9	210.5	11	209.7	10	207.6	13	207.6	14	209.3
3	9	Marc De Fulgencio	ESP	MOTOR CLUB	JR	210.1	10	207.2	9	206.8	6	204.9	8	201.8	5	206.2
4	10	Antonio Aguado	ESP	VSR MOTORS	JR	209.7	14	207.6	13	206.8	11	206.8	12	205.7	8	207.3
5	4	James J. Ross	GBR	BOB ROSS R	JR	208.4	8	207.6	7	207.6	9	206.8	6	206.8	10	207.5
6	2	Nicolas Milan	FRA	MILAN NICOL		208.0	9	207.6	11	207.2	10	205.7	6	205.7	7	206.9
7	8	Marta Suria	ESP	SMC JUNIOR	F	208.0	13	207.2	11	207.2	12	207.2	14	206.8	8	207.3
8	33	Guillaume Lafond	FRA	MILAN NICOL		208.0	9	208.0	10	207.6	5	207.6	6	205.7	4	207.4
9	15	David Pouget	FRA	DAVID POUG		207.6	7	206.8	12	206.1	13	205.7	11	205.3	10	206.3
10	1	Alex Royo	ESP	MOTOR CLUB		207.2	6	207.2	13	206.1	10	206.1	11	206.1	12	206.5
11	11	Mathieu Lannepoudenx	FRA	MILAN NICOL	R	206.5	12	206.5	13	206.1	11	205.3	10	203.7	9	205.6
12	3	Joaquín Rodrigo	ESP	AUTOM. CLUB	A	205.3	12	204.1	9	201.1	11	200.7	10	196.3	6	201.5
13	50	Henk Van Zoest	ESP	SKUALO COM	A	203.7	10	203.3	12	202.6	7	201.8	8	199.6	9	202.2
14	5	Eduardo Gago	ESP	MOTOR CLUB		200.0	5	199.2	9	196.7	4	194.2	8	193.2	10	196.6



Circuito del Jarama
Renault Clio Cup
Entrenamiento libre - 1
Secuencia Vueltas Rápidas

RENAULT SPORT
CLIO CUP
SPAIN

Vta.	Hora Día	Tiempo Sesión	Nº	Piloto	Nac	Equipo	Cat.	Tiempo	Km/h
2	11:04:25.738	2:04:25.738	23	Jordi Palomeras	FRA	DAVID POUGET		1:59.384	116.0
2	11:04:28.732	2:04:28.732	15	David Pouget	FRA	DAVID POUGET		1:58.551	116.9
3	11:06:15.057	2:06:15.057	23	Jordi Palomeras	FRA	DAVID POUGET		1:49.319	126.7
4	11:08:04.325	2:08:04.325	23	Jordi Palomeras	FRA	DAVID POUGET		1:49.268	126.8
5	11:10:18.165	2:10:18.165	10	Antonio Aguado	ESP	VSR MOTORSPORT	JR	1:48.800	127.3
6	11:12:06.577	2:12:06.577	10	Antonio Aguado	ESP	VSR MOTORSPORT	JR	1:48.412	127.8
6	11:13:19.750	2:13:19.750	1	Alex Royo	ESP	MOTOR CLUB SABADELL		1:47.497	128.9
7	11:15:06.801	2:15:06.801	1	Alex Royo	ESP	MOTOR CLUB SABADELL		1:47.051	129.4
8	11:16:53.831	2:16:53.831	1	Alex Royo	ESP	MOTOR CLUB SABADELL		1:47.030	129.4
9	11:18:40.782	2:18:40.782	1	Alex Royo	ESP	MOTOR CLUB SABADELL		1:46.951	129.5
7	11:19:04.588	2:19:04.588	2	Nicolas Milan	FRA	MILAN NICOLAS		1:46.912	129.6
10	11:19:05.172	2:19:05.172	23	Jordi Palomeras	FRA	DAVID POUGET		1:46.820	129.7
11	11:22:14.411	2:22:14.411	1	Alex Royo	ESP	MOTOR CLUB SABADELL		1:46.719	129.8
12	11:24:00.986	2:24:00.986	1	Alex Royo	ESP	MOTOR CLUB SABADELL		1:46.575	130.0



Circuito del Jarama

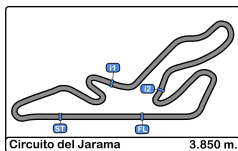
Renault Clio Cup

Entrenamiento libre - 1

Mejor Maxima Velocidad del Evento

RENAULT SPORT
CLIO CUP
SPAIN

Nº	Piloto	Nac	Equipo	Cat.	Km/h	Sesión
7	Luís González Martínez	ESP	MOTOR CLUB SABADELL	J	213.0	Entrenamiento libre - 1
23	Jordi Palomeras	FRA	DAVID POUGET		210.9	Entrenamiento libre - 1
9	Marc De Fulgencio	ESP	MOTOR CLUB SABADELL	JR	210.1	Entrenamiento libre - 1
10	Antonio Aguado	ESP	VSR MOTORSPORT	JR	209.7	Entrenamiento libre - 1
4	James J. Ross	GBR	BOB ROSS RACING	JR	208.4	Entrenamiento libre - 1
2	Nicolas Milan	FRA	MILAN NICOLAS		208.0	Entrenamiento libre - 1
33	Guillaume Lafond	FRA	MILAN NICOLAS		208.0	Entrenamiento libre - 1
8	Marta Suria	ESP	SMC JUNIOR TEAMj	F	208.0	Entrenamiento libre - 1
15	David Pouget	FRA	DAVID POUGET		207.6	Entrenamiento libre - 1
1	Alex Royo	ESP	MOTOR CLUB SABADELL		207.2	Entrenamiento libre - 1
111	Mathieu Lannepoudenx	FRA	MILAN NICOLAS	R	206.5	Entrenamiento libre - 1
3	Joaquín Rodrigo	ESP	AUTOM. CLUB ZARAGOZA	A	205.3	Entrenamiento libre - 1
50	Henk Van Zoest	ESP	SKUALO COMPETICION	A	203.7	Entrenamiento libre - 1
5	Eduardo Gago	ESP	MOTOR CLUB SABADELL		200.0	Entrenamiento libre - 1



Circuito del Jarama
Renault Clio Cup
Entrenamiento libre - 1
Tiempos Parada en Pit



3 Joaquín Rodrigo A AUTOM. CLUB ZARAGOZA

Clio Cup IV

Nr.	Hora día entrada	Tiempo Entrada	Tiempo Salida	Tiempo Boxes	Total Tiempo Boxes	Handicap	Penalización
1	9:12:28.171	9:12:28.171	9:15:26.350	2:58.179	2:58.179		

9 Marc De Fulgencio JR MOTOR CLUB SABADELL

Clio Cup IV

Nr.	Hora día entrada	Tiempo Entrada	Tiempo Salida	Tiempo Boxes	Total Tiempo Boxes	Handicap	Penalización
1	9:13:39.977	9:13:39.977	9:19:35.377	5:55.400	5:55.400		

15 David Pouget DAVID POUGET

Clio Cup IV

Nr.	Hora día entrada	Tiempo Entrada	Tiempo Salida	Tiempo Boxes	Total Tiempo Boxes	Handicap	Penalización
1	9:16:04.112	9:16:04.112	9:17:46.406	1:42.294	1:42.294		

23 Jordi Palomeras DAVID POUGET

Clio Cup IV

Nr.	Hora día entrada	Tiempo Entrada	Tiempo Salida	Tiempo Boxes	Total Tiempo Boxes	Handicap	Penalización
1	9:21:05.084	9:21:05.084	9:22:15.680	1:10.596	1:10.596		

50 Henk Van Zoest A SKUALO COMPETICION

Clio Cup IV

Nr.	Hora día entrada	Tiempo Entrada	Tiempo Salida	Tiempo Boxes	Total Tiempo Boxes	Handicap	Penalización
1	9:19:47.637	9:19:47.637	9:22:03.176	2:15.539	2:15.539		

111 Mathieu Lannepoudenx R MILAN NICOLAS

Clio Cup IV

Nr.	Hora día entrada	Tiempo Entrada	Tiempo Salida	Tiempo Boxes	Total Tiempo Boxes	Handicap	Penalización
1	9:15:31.388	9:15:31.388	9:17:02.677	1:31.289	1:31.289		