

Circuito del Jarama
COPA DE ESPAÑA DE CLASICOS - LEGEND Y YOUNGTIMERS




Carrera - 2

Resultados Provisionales

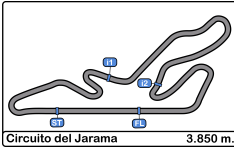
Cls	Nº	Concursante	Nac	Piloto 1	Nac	Piloto 2	Nac	Vehiculo	Cat	Cl	Vtas.	Tiempo	Dif 1º	Intervalo	Km/h	V.R.	Tiempo	Km/h		
1	39	Jordi Puig		Jordi Puig	ESP	RL		Porsche 993 GT2 1993	YGT	1	16	30:09.630			122.5	14	1:46.355	130.3		
2	7	Eficar Team		Juan Carlos Zorrilla	ESP	RL		Porsche 968 CS 1993	L2	1	16	30:51.919	42.289	42.289	119.7	8	1:51.959	123.7		
3	23	Escuderia Gredos		Jorge López Atienza	ESP			Porsche 911 3.0 RS 1977	C1	1	16	31:05.515	55.885	13.596	118.8	8	1:53.336	122.2		
4	36	Escuderia Costa Daurada		Daniel Cuadrado	ESP			BMW M3 E36	L2	2	16	32:01.704	1:52.074	56.189	115.3	5	1:57.689	117.7		
5	2	Adrián Matheu		Adrián Matheu	ESP	RL	Victor Matheu	ESP	Garbi GTS	L3	1	16	32:04.184	1:54.554	2.480	115.2	12	1:56.796	118.6	
6	24	Marc García Rojals		Marc García	ESP			Honda Civic	L3	2	16	32:07.865	1:58.235	3.681	115.0	7	1:58.327	117.1		
7	110	VSR Motorsport		Fernando Navarrete Jr	ESP		Fernando Navarrete	ESP	RL	BMW 325i E36	L3	3	15	30:17.893	1 Lap	1 Lap	114.3	4	1:59.497	115.9
8	100	Zamudio Racing Elkartea		Jonathan Gomez	ESP			BMW 325i E36	L3	4	15	30:18.234	1 Lap	0.341	114.3	8	1:59.986	115.5		
9	34	Automovil Club Alcalans		Antonio Noguera	ESP	RL		Lotus Elan S1 1964	Pre-65	1	15	30:26.568	1 Lap	8.334	113.8	11	1:57.299	118.1		
10	106	Perfil Bajo CE		Antonio Castillo	ESP	RL	Desire Torres	FRA	BMW 325i E36	L3	5	15	30:32.662	1 Lap	6.094	113.4	9	1:59.944	115.5	
11	102	Zamudio Racing Elkartea		Óscar Gómez	ESP			BMW 325i E36	L3	6	15	30:36.754	1 Lap	4.092	113.1	3	2:01.193	114.3		
12	9	Motor Club Sabadell		Alex Millan	ESP			Mazda MX5 Cup	YT2	1	15	30:58.182	1 Lap	21.428	111.8	2	2:01.226	114.3		
13	11	Eficar Team		Teo Perez	ESP			BMW 325i E36	L3	7	15	30:58.839	1 Lap	0.657	111.8	11	2:00.390	115.1		
14	112	VSR Motorsport		Stefano Bozzoni	ITA	RL	Vasco A. Silva	PRT	BMW 325i E36	L3	8	15	31:42.986	1 Lap	44.147	109.2	13	2:01.704	113.8	
15	114	VSR Motorsport		Vaios Archontakis	GBR			BMW 325i E36	L3	9	15	31:44.182	1 Lap	1.196	109.1	14	2:02.528	113.1		
16	105	A.D. AUT. RACVN		Julian Olaiz	ESP	RL		BMW 325i E36	L3	10	15	31:50.069	1 Lap	5.887	108.8	11	2:03.763	111.9		
17	5	Escuderia Barcelona		Tuco Font	ESP	RL		Porsche 911/964 RS 1992	L1	1	15	31:57.473	1 Lap	7.404	108.4	14	2:02.321	113.3		
18	20	Escuderia Barcelona		Carlos Beltran	ESP	RL		Porsche 968 Cup	L2	3	15	32:07.707	1 Lap	10.234	107.8	7	2:04.650	111.1		
19	35	Eficar Team		Manuel Gonzalez	ESP	RL		Porsche 911 1965	Pre-65	2	15	32:10.198	1 Lap	2.491	107.7	11	2:05.667	110.2		
20	10	Motor Club Sabadell		Albert Pecanins	ESP		RL	Porsche 911 2.2 T	C2	1	15	32:15.383	1 Lap	5.185	107.4	13	2:05.193	110.7		
21	3	Escuderia Barcelona		Lluis Portal	ESP			Volkswagen Golf GTI MKII	C3	1	14	30:10.475	2 Laps	1 Lap	107.1	10	2:05.969	110.0		
22	90	Antonio Garcia Coma		Antonio Garcia	ESP	RL		Hyundai Accent Copa	YT2	2	14	30:40.376	2 Laps	29.901	105.4	14	2:08.980	107.4		
23	32	Escuderia Barcelona		Pablo Tarrero	ESP	RL		Porsche 911 1965	Pre-65	3	13	30:35.705	3 Laps	1 Lap	98.1	11	2:15.374	102.3		
24	26	C.D.E Overcar Team		Jaime González	ESP	RL	Juan F. Sánchez	ESP	BMW 325i E36	L3	11	13	30:54.765	3 Laps	19.060	97.1	4	2:18.540	100.0	
No clasificados: (Requerimientos: 75% del número de vueltas del lider = 12 Vueltas)																				
14		Escuderia Barcelona		Antonio Cubero	ESP	RL		Porsche 911 RS 1974	C1	2	10	20:28.326	6 Laps	3 Laps	112.8	10	2:00.759	114.7		
104		A.D. AUT. RACVN		Oscar Abajo	ESP			BMW 325i E36	L3	12	8	16:40.731	8 Laps	2 Laps	110.7	7	2:00.390	115.1		
98		Perfil Bajo CE		Juan Antonio Miranda	ESP			BMW M3 E36 1993	L1	2										
64		Paul Vinches		Yves Balasse	FRA	RL	Paul Vinches	FRA	RL	Renault Spider 2.0	YT1	1								
18		Albert Cosin		Albert Cosin	ESP	RL		ESP	BMW M3 E36 1993	L1	3									
30		Escuderia Madrid Históricos		Enrique J. Garcia	ESP	RL		RL	Simca Abarth 1,3	Pre-65	4									
31		Ignacio Leirana		Ignacio Leirana	ESP				Citroen AX Sport 1988	L3	13									

Vuelta Rápida Jordi Puig en 1:46.355 a 130.3 Km/h en la vuelta 14

Publicado a las:.....

Comisarios Deportivos:	Director de Carrera:	Cronometrador: 
-------------------------------	-----------------------------	---





Circuito del Jarama

COPA DE ESPAÑA DE CLASICOS - LEGEND Y YOUNGTIMERS

Carrera - 2

Resultados Provisionales por categoria

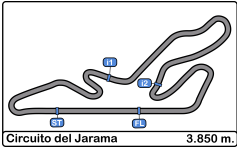


Cls	Nº	Concursante	Nac	Piloto 1	Nac	Piloto 2	Nac	Vehiculo	Cat	Cl	Vtas.	Tiempo	Dif 1º	Intervalo	Km/h	V.R.	Tiempo	Km/h		
YGT																				
1	39	Jordi Puig		Jordi Puig	ESP	RL		Porsche 993 GT2 1993	YGT	1	16	30:09.630			122.5	14	1:46.355	130.3		
L2																				
1	7	Eficar Team		Juan Carlos Zorrilla	ESP	RL		Porsche 968 CS 1993	L2	1	16	30:51.919			119.7	8	1:51.959	123.7		
2	36	Escuderia Costa Daurada		Daniel Cuadrado	ESP			BMW M3 E36	L2	2	16	32:01.704	1:52.074	1:09.785	115.3	5	1:57.689	117.7		
3	20	Escuderia Barcelona		Carlos Beltran	ESP	RL		Porsche 968 Cup	L2	3	15	32:07.707	1 Lap	1 Lap	107.8	7	2:04.650	111.1		
C1																				
1	23	Escuderia Gredos		Jorge López Atienza	ESP			Porsche 911 3.0 RS 1977	C1	1	16	31:05.515			118.8	8	1:53.336	122.2		
No clasificados: (Requerimientos: 75% del número de vueltas del lider = 12 Vueltas)																				
14		Escuderia Barcelona		Antonio Cubero	ESP	RL		Porsche 911 RS 1974	C1	2	10	20:28.326	6 Laps	6 Laps	112.8	10	2:00.759	114.7		
L3																				
1	2	Adrià Matheu		Adrià Matheu	ESP	RL	Victor Matheu	ESP	Garbi GTS	L3	1	16	32:04.184			115.2	12	1:56.796	118.6	
2	24	Marc García Rojals		Marc García	ESP			Honda Civic	L3	2	16	32:07.865	1:58.235	3.681	115.0	7	1:58.327	117.1		
3	110	VSR Motorsport		Fernando Navarrete Jr	ESP		Fernando Navarrete	ESP	RL	BMW 325i E36	L3	3	15	30:17.893	1 Lap	1 Lap	114.3	4	1:59.497	115.9
4	100	Zamudio Racing Elkartea		Jonathan Gomez	ESP			BMW 325i E36	L3	4	15	30:18.234	1 Lap	0.341	114.3	8	1:59.986	115.5		
5	106	Perfil Bajo CE		Antonio Castillo	ESP	RL	Desire Torres	FRA	BMW 325i E36	L3	5	15	30:32.662	1 Lap	14.428	113.4	9	1:59.944	115.5	
6	102	Zamudio Racing Elkartea		Óscar Gómez	ESP			BMW 325i E36	L3	6	15	30:36.754	1 Lap	4.092	113.1	3	2:01.193	114.3		
7	11	Eficar Team		Teo Perez	ESP			BMW 325i E36	L3	7	15	30:58.839	1 Lap	22.085	111.8	11	2:00.390	115.1		
8	112	VSR Motorsport		Stefano Bozzoni	ITA	RL	Vasco A. Silva	PRT	BMW 325i E36	L3	8	15	31:42.986	1 Lap	44.147	109.2	13	2:01.704	113.8	
9	114	VSR Motorsport		Vaios Archontakis	GBR			BMW 325i E36	L3	9	15	31:44.182	1 Lap	1.196	109.1	14	2:02.528	113.1		
10	105	A.D. AUT. RACVN		Julian Olaiz	ESP	RL		BMW 325i E36	L3	10	15	31:50.069	1 Lap	5.887	108.8	11	2:03.763	111.9		
11	26	C.D.E Overcar Team		Jaime González	ESP	RL	Juan F. Sánchez	ESP	BMW 325i E36	L3	11	13	30:54.765	3 Laps	2 Laps	97.1	4	2:18.540	100.0	
No clasificados: (Requerimientos: 75% del número de vueltas del lider = 12 Vueltas)																				
104		A.D. AUT. RACVN		Oscar Abajo	ESP			BMW 325i E36	L3	12	8	16:40.731	8 Laps	5 Laps	110.7	7	2:00.390	115.1		
31		Ignacio Leirana		Ignacio Leirana	ESP			Citroen AX Sport 1988	L3	13										
Pre-65																				
1	34	Automovil Club Alcalans		Antonio Noguera	ESP	RL		Lotus Elan S1 1964	Pre-65	1	15	30:26.568			113.8	11	1:57.299	118.1		
2	35	Eficar Team		Manuel Gonzalez	ESP	RL		Porsche 911 1965	Pre-65	2	15	32:10.198	1 Lap	1:43.630	107.7	11	2:05.667	110.2		
3	32	Escuderia Barcelona		Pablo Tarrero	ESP	RL		Porsche 911 1965	Pre-65	3	13	30:35.705	3 Laps	2 Laps	98.1	11	2:15.374	102.3		
No clasificados: (Requerimientos: 75% del número de vueltas del lider = 12 Vueltas)																				
30		Escuderia Madrid Históricos		Enrique J. Garcia	ESP	RL		RL Simca Abarth 1,3	Pre-65	4										
YT2																				
1	9	Motor Club Sabadell		Alex Millan	ESP			Mazda MX5 Cup	YT2	1	15	30:58.182			111.8	2	2:01.226	114.3		
2	90	Antonio Garcia Coma		Antonio Garcia	ESP	RL		Hyundai Accent Copa	YT2	2	14	30:40.376	2 Laps	1 Lap	105.4	14	2:08.980	107.4		
L1																				
1	5	Escuderia Barcelona		Tuco Font	ESP	RL		Porsche 911/964 RS 1992	L1	1	15	31:57.473			108.4	14	2:02.321	113.3		

Publicado a las:.....

Comisarios Deportivos:	Director de Carrera:	Cronometrador:
-------------------------------	-----------------------------	-----------------------





Circuito del Jarama
COPA DE ESPAÑA DE CLASICOS - LEGEND Y YOUNGTIMERS
Carrera - 2
Resultados Provisionales por categoria



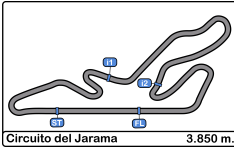
Cls	Nº	Concursante	Nac	Piloto 1	Nac	Piloto 2	Nac	Vehiculo	Cat	Cl	Vtas.	Tiempo	Dif 1º	Intervalo	Km/h	V.R.	Tiempo	Km/h
No clasificados: (Requerimientos: 75% del número de vueltas del lider = 12 Vueltas)																		
	98	Perfil Bajo CE		Juan Antonio Miranda	ESP			BMW M3 E36 1993	L1	2								
	18	Albert Cosin		Albert Cosin	ESP	RL	ESP	BMW M3 E36 1993	L1	3								
C2																		
1	10	Motor Club Sabadell		Albert Pecanins	ESP		RL	Porsche 911 2.2 T	C2	1	15	32:15.383			107.4	13	2:05.193	110.7
C3																		
1	3	Escuderia Barcelona		Lluís Portal	ESP			Volkswagen Golf GTI MKII	C3	1	14	30:10.475			107.1	10	2:05.969	110.0
YT1																		
No clasificados: (Requerimientos: 75% del número de vueltas del lider = 12 Vueltas)																		
	64	Paul Vinches		<u>Yves Balasse</u>	FRA	RL	Paul Vinches	FRA	RL	Renault Spider 2.0	YT1	1						

Vuelta Rápida Jordi Puig en 1:46.355 a 130.3 Km/h en la vuelta 14

Publicado a las:.....

Comisarios Deportivos:	Director de Carrera:	Cronometrador:
-------------------------------	-----------------------------	-----------------------





Circuito del Jarama
COPA DE ESPAÑA DE CLASICOS - LEGEND Y YOUNGTIMERS
Carrera - 2
Resultados Provisionales por categoria



Cls	Nº	Concursante	Nac	Piloto 1	Nac	Piloto 2	Nac	Vehiculo	Cat	Cl	Vtas.	Tiempo	Dif 1º	Intervalo	Km/h	V.R.	Tiempo	Km/h	
No clasificados: (Requerimientos: 75% del número de vueltas del lider = 12 Vueltas)																			
Trofeo 325																			
1	110	VSR Motorsport		Fernando Navarrete Jr	ESP	Fernando Navarrete	ESP	RL	BMW 325i E36	L3	3	15	30:17.893		114.3	4	1:59.497	115.9	
2	100	Zamudio Racing Elkartea		Jonathan Gomez	ESP				BMW 325i E36	L3	4	15	30:18.234	1 Lap	0.341	114.3	8	1:59.986	115.5
3	106	Perfil Bajo CE		Antonio Castillo	ESP	RL	Desire Torres	FRA	BMW 325i E36	L3	5	15	30:32.662	1 Lap	14.428	113.4	9	1:59.944	115.5
4	102	Zamudio Racing Elkartea		Óscar Gómez	ESP				BMW 325i E36	L3	6	15	30:36.754	1 Lap	4.092	113.1	3	2:01.193	114.3
5	112	VSR Motorsport		Stefano Bozzoni	ITA	RL	Vasco A. Silva	PRT	BMW 325i E36	L3	8	15	31:42.986	1 Lap	1:06.232	109.2	13	2:01.704	113.8
6	114	VSR Motorsport		Vaios Archontakis	GBR				BMW 325i E36	L3	9	15	31:44.182	1 Lap	1.196	109.1	14	2:02.528	113.1
7	105	A.D. AUT. RACVN		Julian Olaiz	ESP	RL			BMW 325i E36	L3	10	15	31:50.069	1 Lap	5.887	108.8	11	2:03.763	111.9
No clasificados: (Requerimientos: 75% del número de vueltas del lider = 12 Vueltas)																			
	104	A.D. AUT. RACVN		Oscar Abajo	ESP				BMW 325i E36	L3	12	8	16:40.731	8 Laps	7 Laps	110.7	7	2:00.390	115.1

Vuelta Rápida Jordi Puig en 1:46.355 a 130.3 Km/h en la vuelta 14

Publicado a las:.....

Comisarios Deportivos:	Director de Carrera:	Cronometrador:
-------------------------------	-----------------------------	-----------------------





Circuito del Jarama

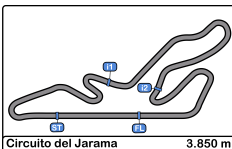
COPA DE ESPAÑA DE CLASICOS - LEGEND Y YOUNGTIMERS

Carrera - 2

Clasificación Provisional por Vuelta Rápida de Piloto



Clas	Nº	Concursante	Nac	Vehiculo	Piloto	Nac	Cat	Clas	Vtas.	V.R	Tiempo	Dif 1º	Intervalo	Km/h	
1	39	Jordi Puig		Porsche 993 GT2 1993	Jordi Puig	ESP	RL	YGT	1	16	14	1:46.355		130.3	
2	7	Eficar Team		Porsche 968 CS 1993	Juan Carlos Zorrilla	ESP	RL	L2	1	16	8	1:51.959	5.604	5.604	123.7
3	23	Escuderia Gredos		Porsche 911 3.0 RS 1977	Jorge López Atienza	ESP		C1	1	16	8	1:53.336	6.981	1.377	122.2
4	2	Adrià Matheu		Garbi GTS	Adrià Matheu	ESP	RL	L3	1	16	12	1:56.796	10.441	3.460	118.6
5	34	Automovil Club Alcalans		Lotus Elan S1 1964	Antonio Noguera	ESP	RL	Pre-65	1	15	11	1:57.299	10.944	0.503	118.1
6	36	Escuderia Costa Daurada		BMW M3 E36	Daniel Cuadrado	ESP		L2	2	16	5	1:57.689	11.334	0.390	117.7
7	24	Marc García Rojals		Honda Civic	Marc García	ESP		L3	2	16	7	1:58.327	11.972	0.638	117.1
8	110	VSR Motorsport		BMW 325i E36	Fernando Navarrete Jr	ESP		L3	3	15	4	1:59.497	13.142	1.170	115.9
9	106	Perfil Bajo CE		BMW 325i E36	Antonio Castillo	ESP	RL	L3	4	15	9	1:59.944	13.589	0.447	115.5
10	100	Zamudio Racing Elkartea		BMW 325i E36	Jonathan Gomez	ESP		L3	5	15	8	1:59.986	13.631	0.042	115.5
11	104	A.D. AUT. RACVN		BMW 325i E36	Oscar Abajo	ESP		L3	6	8	7	2:00.390	14.035	0.404	115.1
12	11	Eficar Team		BMW 325i E36	Teo Perez	ESP		L3	7	15	11	2:00.390	14.035	0.000	115.1
13	14	Escuderia Barcelona		Porsche 911 RS 1974	Antonio Cubero	ESP	RL	C1	2	10	10	2:00.759	14.404	0.369	114.7
14	102	Zamudio Racing Elkartea		BMW 325i E36	Óscar Gómez	ESP		L3	8	15	3	2:01.193	14.838	0.434	114.3
15	9	Motor Club Sabadell		Mazda MX5 Cup	Alex Millan	ESP		YT2	1	15	2	2:01.226	14.871	0.033	114.3
16	112	VSR Motorsport		BMW 325i E36	Stefano Bozzoni	ITA	RL	L3	9	15	13	2:01.704	15.349	0.478	113.8
17	5	Escuderia Barcelona		Porsche 911/964 RS 1992	Tuco Font	ESP	RL	L1	1	15	14	2:02.321	15.966	0.617	113.3
18	114	VSR Motorsport		BMW 325i E36	Vaios Archontakis	GBR		L3	10	15	14	2:02.528	16.173	0.207	113.1
19	105	A.D. AUT. RACVN		BMW 325i E36	Julian Olaiz	ESP	RL	L3	11	15	11	2:03.763	17.408	1.235	111.9
20	20	Escuderia Barcelona		Porsche 968 Cup	Carlos Beltran	ESP	RL	L2	3	15	7	2:04.650	18.295	0.887	111.1
21	10	Motor Club Sabadell		Porsche 911 2.2 T	Albert Pecanins	ESP		C2	1	15	13	2:05.193	18.838	0.543	110.7
22	35	Eficar Team		Porsche 911 1965	Manuel Gonzalez	ESP	RL	Pre-65	2	15	11	2:05.667	19.312	0.474	110.2
23	3	Escuderia Barcelona		Volkswagen Golf GTI MKII 19	Lluís Portal	ESP		C3	1	14	10	2:05.969	19.614	0.302	110.0
24	90	Antonio Garcia Coma		Hyundai Accent Copa	Antonio Garcia	ESP	RL	YT2	2	14	14	2:08.980	22.625	3.011	107.4
25	32	Escuderia Barcelona		Porsche 911 1965	Pablo Tarrero	ESP	RL	Pre-65	3	13	11	2:15.374	29.019	6.394	102.3
26	26	C.D.E Overcar Team		BMW 325i E36	Juan F. Sánchez	ESP		L3	12	13	4	2:18.540	32.185	3.166	100.0



Circuito del Jarama

COPA DE ESPAÑA DE CLASICOS - LEGEND Y YOUNGTIMERS

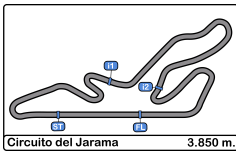
Carrera - 2

Distancia y Velocidad Media



Cls	Nº	Concursante	Nac	Piloto 1	Nac	Piloto 2	Nac	Vehiculo	Cat	Cls	Vtas.	Distancia	Tiempo	Km/h
1	39	Jordi Puig		Jordi Puig	ESP	RL		Porsche 993 GT2 1993	YGT	1	16	61.60	30:09.630	122.5
2	7	Eficar Team		Juan Carlos Zorrilla	ESP	RL		Porsche 968 CS 1993	L2	1	16	61.60	30:51.919	119.7
3	23	Escuderia Gredos		Jorge López Atienza	ESP			Porsche 911 3.0 RS 1977	C1	1	16	61.60	31:05.515	118.8
4	36	Escuderia Costa Daurada		Daniel Cuadrado	ESP			BMW M3 E36	L2	2	16	61.60	32:01.704	115.3
5	2	Adrià Matheu		<u>Adrià Matheu</u>	ESP	RL	Victor Matheu	Garbi GTS	L3	1	16	61.60	32:04.184	115.2
6	24	Marc García Rojals		Marc García	ESP			Honda Civic	L3	2	16	61.60	32:07.865	115.0
7	110	VSR Motorsport		<u>Fernando Navarrete Jr</u>	ESP		Fernando Navarrete	BMW 325i E36	L3	3	15	57.75	30:17.893	114.3
8	100	Zamudio Racing Elkartea		Jonathan Gomez	ESP			BMW 325i E36	L3	4	15	57.75	30:18.234	114.3
9	34	Automovil Club Alcalans		Antonio Noguera	ESP	RL		Lotus Elan S1 1964	Pre-65	1	15	57.75	30:26.568	113.8
10	106	Perfil Bajo CE		<u>Antonio Castillo</u>	ESP	RL	Desire Torres	BMW 325i E36	L3	5	15	57.75	30:32.662	113.4
11	102	Zamudio Racing Elkartea		Óscar Gómez	ESP			BMW 325i E36	L3	6	15	57.75	30:36.754	113.1
12	9	Motor Club Sabadell		Alex Millan	ESP			Mazda MX5 Cup	YT2	1	15	57.75	30:58.182	111.8
13	11	Eficar Team		Teo Perez	ESP			BMW 325i E36	L3	7	15	57.75	30:58.839	111.8
14	112	VSR Motorsport		<u>Stefano Bozzoni</u>	ITA	RL	Vasco A. Silva	BMW 325i E36	L3	8	15	57.75	31:42.986	109.2
15	114	VSR Motorsport		Vaios Archontakis	GBR			BMW 325i E36	L3	9	15	57.75	31:44.182	109.1
16	105	A.D. AUT. RACVN		Julian Olaiz	ESP	RL		BMW 325i E36	L3	10	15	57.75	31:50.069	108.8
17	5	Escuderia Barcelona		Tuco Font	ESP	RL		Porsche 911/964 RS 1992	L1	1	15	57.75	31:57.473	108.4
18	20	Escuderia Barcelona		Carlos Beltran	ESP	RL		Porsche 968 Cup	L2	3	15	57.75	32:07.707	107.8
19	35	Eficar Team		Manuel Gonzalez	ESP	RL		Porsche 911 1965	Pre-65	2	15	57.75	32:10.198	107.7
20	10	Motor Club Sabadell		Albert Pecanins	ESP		RL	Porsche 911 2.2 T	C2	1	15	57.75	32:15.383	107.4
21	3	Escuderia Barcelona		Lluís Portal	ESP			Volkswagen Golf GTI MKII	C3	1	14	53.90	30:10.475	107.1
22	90	Antonio Garcia Coma		Antonio Garcia	ESP	RL		Hyundai Accent Copa	YT2	2	14	53.90	30:40.376	105.4
23	32	Escuderia Barcelona		Pablo Tarrero	ESP	RL		Porsche 911 1965	Pre-65	3	13	50.05	30:35.705	98.1
24	26	C.D.E Overcar Team		Jaime González	ESP	RL	<u>Juan F. Sánchez</u>	BMW 325i E36	L3	11	13	50.05	30:54.765	97.1
No clasificados: (Requerimientos: 75% del número de vueltas del lider = 12 Vueltas)														
14		Escuderia Barcelona		Antonio Cubero	ESP	RL		Porsche 911 RS 1974	C1	2	10	38.50	20:28.326	112.8
104		A.D. AUT. RACVN		Oscar Abajo	ESP			BMW 325i E36	L3	12	8	30.80	16:40.731	110.7
98		Perfil Bajo CE		Juan Antonio Miranda	ESP			BMW M3 E36 1993	L1	2				
64		Paul Vinches		<u>Yves Balasse</u>	FRA	RL	Paul Vinches	Renault Spider 2.0	YT1	1				
18		Albert Cosin		Albert Cosin	ESP	RL		BMW M3 E36 1993	L1	3				
30		Escuderia Madrid Históricos		Enrique J. Garcia	ESP	RL		Simca Abarth 1,3	Pre-65	4				
31		Ignacio Leirana		Ignacio Leirana	ESP			Citroen AX Sport 1988	L3	13				





Circuito del Jarama
COPA DE ESPAÑA DE CLASICOS
Carrera - 2
Tiempos Por Vuelta



YOUNGTIMERS

2 1 Adrián Matheu Garbi GTS **7** 1 Juan Carlos Zorrilla Porsche 968 CS 1993
L3 2 Victor Matheu Adrián Matheu L2 2 Eficar Team

Vta.	D	Tiempo	Sector 1	Sector 2	Sector 3	V.Max	Tiempo	Vta.	D	Tiempo	Sector 1	Sector 2	Sector 3	V.Max	Tiempo
1	1	2:10.285	56.015	40.064	34.206	174.4	2:10.285	1	2:04.177	50.124	40.311	33.742	150.8	2:04.177	
2	1	2:00.376	47.129	39.375	33.872	182.4	4:10.661	2	2:00.195	45.939	41.029	33.227	180.0	4:04.372	
3	1	1:59.395	45.903	39.163	34.329	180.9	6:10.056	3	1:55.731	44.701	39.049	31.981	183.3	6:00.103	
4	1	2:00.066	45.827	40.782	33.457	182.7	8:10.122	4	1:56.851	44.442	39.611	32.798	180.9	7:56.954	
5	1	1:58.327	45.717	39.523	33.087	186.2	10:08.449	5	1:55.838	43.807	39.012	33.019	189.1	9:52.792	
6	1	1:58.468	45.530	39.825	33.113	181.8	12:06.917	6	1:55.508	43.739	39.848	31.921	186.2	11:48.300	
7	1	1:58.399	45.875	39.216	33.308	180.3	14:05.316	7	1:52.646	43.063	37.950	31.633	190.1	13:40.946	
8	1	1:57.655	45.214	39.210	33.231	180.0	16:02.971	8	1:51.959	43.028	37.681	31.250	195.2	15:32.905	
9	1	1:57.107	45.120	39.131	32.856	179.7	18:00.078	9	1:53.147	43.224	38.302	31.621	182.1	17:26.052	
10	1	1:57.385	45.340	39.074	32.971	180.3	19:57.463	10	1:56.316	46.032	38.819	31.465	179.4	19:22.368	
11	1	1:57.321	45.314	39.164	32.843	180.3	21:54.784	11	1:58.785	43.330	43.593	31.862	188.4	21:21.153	
12	1	1:56.796	45.159	38.922	32.715	180.6	23:51.580	12	1:53.523	43.167	38.349	32.007	188.1	23:14.676	
13	1	1:59.710	45.692	40.135	33.883	180.3	25:51.290	13	1:54.668	43.863	38.513	32.292	177.9	25:09.344	
14	1	1:59.977	46.809	39.477	33.691	178.2	27:51.267	14	1:54.095	43.560	38.471	32.064	180.9	27:03.439	
15	1	1:57.875	45.565	39.291	33.019	177.9	29:49.142	15	1:53.263	43.592	37.949	31.722	183.0	28:56.702	
16	1	2:15.042	45.554	39.918	49.570	179.7	32:04.184	16	1:55.217	43.880	38.238	33.099	175.0	30:51.919	

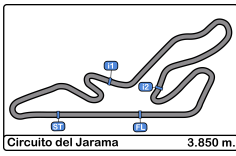
3 1 Lluís Portal Volkswagen Golf GTI MKII 1982 **9** 1 Alex Millan Mazda MX5 Cup
C3 2 Escuderia Barcelona YT2 2 Motor Club Sabadell

Vta.	D	Tiempo	Sector 1	Sector 2	Sector 3	V.Max	Tiempo	Vta.	D	Tiempo	Sector 1	Sector 2	Sector 3	V.Max	Tiempo
1	1	2:22.091	59.908	44.832	37.351	153.1	2:22.091	1	2:12.091	55.170	42.670	34.251	160.2	2:12.091	
2	1	2:11.529	51.174	43.939	36.416	160.7	4:33.620	2	2:01.226	46.564	40.837	33.825	177.9	4:13.317	
3	1	2:10.728	50.028	43.954	36.746	163.8	6:44.348	3	2:15.942	58.261		2:49.767	184.3	6:29.259	
4	1	2:10.635	49.664	43.825	37.146	167.9	8:54.983	4	2:03.545	47.805	41.605	34.135		8:32.804	
5	1	2:16.448	48.570	43.527	44.351	164.8	11:11.431	5	2:02.786	46.563	41.985	34.238	171.9	10:35.590	
6	1	2:06.314	48.043	42.850	35.421	169.8	13:17.745	6	2:02.391		2:44.406	34.208	173.3	12:37.981	
7	1	2:06.817	48.393	43.025	35.399	166.6	15:24.562	7	2:02.143	46.757	41.392	33.994	172.5	14:40.124	
8	1	2:07.242	48.087	43.954	35.201	166.6	17:31.804	8	2:05.022	46.327	43.869	34.826	173.3	16:45.146	
9	1	2:06.121	48.019	42.840	35.262	168.2	19:37.925	9	2:02.224	46.589	41.583	34.052	169.8	18:47.370	
10	1	2:05.969	48.075	42.743	35.151	167.4	21:43.894	10	2:02.399	47.201	41.327	33.871	171.4	20:49.769	
11	1	2:07.017	47.959	42.802	36.256	167.1	23:50.911	11	2:01.304	46.328	41.034	33.942		22:51.073	
12	1	2:06.746	48.421	42.767	35.558	164.3	25:57.657	12	2:02.143	46.558	41.323	34.262	171.7	24:53.216	
13	1	2:06.051	47.899	42.754	35.398	167.1	28:03.708	13	2:01.273	46.242	41.182	33.849	171.7	26:54.489	
14	1	2:06.767	48.392	42.738	35.637	161.1	30:10.475	14	2:01.979	46.565	41.361	34.053	172.8	28:56.468	
15	1							15	2:01.714	46.438		2:35.767	172.5	30:58.182	

5 1 Tuco Font Porsche 911/964 RS 1992 **10** 1 Albert Pecanins Porsche 911 2.2 T
L1 2 Escuderia Barcelona C2 2 Motor Club Sabadell

Vta.	D	Tiempo	Sector 1	Sector 2	Sector 3	V.Max	Tiempo	Vta.	D	Tiempo	Sector 1	Sector 2	Sector 3	V.Max	Tiempo
1	1	2:19.987	55.738	46.085	38.164	151.4	2:19.987	1	2:20.953	57.514	45.042	38.397	147.5	2:20.953	
2	1	2:12.669	50.247	45.239	37.183	163.8	4:32.656	2	2:15.205	52.710	45.225	37.270	161.6	4:36.158	
3	1	2:10.709	49.104	44.634	36.971	157.4	6:43.365	3	2:13.927	52.069	44.829	37.029	160.2	6:50.085	
4	1	2:09.696	48.716	44.135	36.845	161.6	8:53.061	4	2:09.541	49.770	43.099	36.672	169.0	8:59.626	
5	1	2:09.746	49.075	44.268	36.403	166.6	11:02.807	5	2:08.355	48.891	42.650	36.814	176.4	11:07.981	
6	1	2:06.321	47.730	42.627	35.964	167.7	13:09.128	6	2:06.117	48.407	42.339	35.371	183.3	13:14.098	
7	1	2:08.282	49.731	43.633	34.918	151.2	15:17.410	7	2:06.450	48.821	42.062	35.567	169.2	15:20.548	
8	1	2:07.971	48.544	44.288	35.139	169.2	17:25.381	8	2:05.331	47.426	42.852	35.053	183.6	17:25.879	
9	1	2:07.366	49.083	43.105	35.178	171.4	19:32.747	9	2:07.395	49.103	43.157	35.135	180.3	19:33.274	
10	1	2:06.385	47.666	43.413	35.306	175.3	21:39.132	10	2:06.350	47.876	43.101	35.373	183.0	21:39.624	
11	1	2:04.938	46.592	42.779	35.567	191.1	23:44.070	11	2:05.640	47.764	42.941	34.935	190.8	23:45.264	
12	1	2:04.318	47.781	42.072	34.465	170.0	25:48.388	12	2:07.225	47.882	44.790	34.553	185.2	25:52.489	
13	1	2:03.629	45.813	41.761	36.055	174.4	27:52.017	13	2:05.193	47.922	42.050	35.221	179.4	27:57.682	
14	1	2:02.321	47.043	40.881	34.397	167.9	29:54.338	14	2:07.481	48.858	42.663	35.960	191.8	30:05.163	
15	1	2:03.135	46.451	41.309	35.375	175.6	31:57.473	15	2:10.220	50.650	43.379	36.191	182.7	32:15.383	





Circuito del Jarama
COPA DE ESPAÑA DE CLASICOS
Carrera - 2
Tiempos Por Vuelta



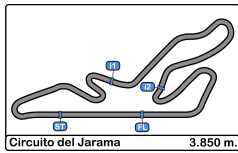
YOUNGTIMERS

11						23							
1 Teo Perez			BMW 325i E36			1 Jorge López Atienza			Porsche 911 3.0 RS 1977				
L3		2		Eficar Team		C1		2		Escuderia Gredos			
Vta. D	Tiempo	Sector 1	Sector 2	Sector 3	V.Max	Tiempo	Vta. D	Tiempo	Sector 1	Sector 2	Sector 3	V.Max	Tiempo
1	2:10.021	54.420	41.003	34.598	157.2	2:10.021	1	2:10.418	57.018	40.467	32.933	169.8	2:10.418
2	2:03.028	47.787	40.720	34.521	175.8	4:13.049	2	1:57.360	45.570	38.538	33.252	183.0	4:07.778
3	2:20.650	1:03.981	42.373	34.296	180.0	6:33.699	3	1:58.468	46.093	39.436	32.939	184.6	6:06.246
4	2:00.589	46.295	40.438	33.856	176.4	8:34.288	4	1:55.469	44.497	38.620	32.352	177.9	8:01.715
5	2:07.197	46.051	46.930	34.216	179.1	10:41.485	5	1:54.912	44.038	38.355	32.519	188.4	9:56.627
6	2:01.550	46.273	41.103	34.174	176.4	12:43.035	6	1:54.670	44.219	38.135	32.316	182.7	11:51.297
7	2:01.649	46.558	40.916	34.175	170.6	14:44.684	7	1:53.410	43.672	37.650	32.088	192.5	13:44.707
8	2:04.809	46.498	41.947	36.364	167.1	16:49.493	8	1:53.336	43.673	37.680	31.983	193.5	15:38.043
9	2:01.897	47.131	40.916	33.850	170.3	18:51.390	9	1:53.758	44.062	37.731	31.965	199.2	17:31.801
10	2:00.448	46.065	40.815	33.568	178.8	20:51.838	10	1:55.202	43.898	39.512	31.792	198.8	19:27.003
11	2:00.390	45.737	40.788	33.865	181.2	22:52.228	11	2:00.832	43.895	42.878	34.059	201.1	21:27.835
12	2:02.072	47.087	41.252	33.733	169.8	24:54.300	12	1:55.743	45.089	38.498	32.156	181.2	23:23.578
13	2:01.572	46.106	41.011	34.455	169.8	26:55.872	13	1:55.288	44.135	38.020	33.133	196.7	25:18.866
14	2:01.725	46.240	41.012	34.473	175.8	28:57.597	14	1:55.979	44.919	38.091	32.969	183.0	27:14.845
15	2:01.242	46.327	41.000	33.915	165.3	30:58.839	15	1:55.599	44.872	38.158	32.569	183.0	29:10.444
16							16	1:55.071	44.347	38.349	32.375	183.3	31:05.515

14						24							
1 Antonio Cubero			Porsche 911 RS 1974			1 Marc García			Honda Civic				
C1		2		Escuderia Barcelona		L3		2		Marc García Rojals			
Vta. D	Tiempo	Sector 1	Sector 2	Sector 3	V.Max	Tiempo	Vta. D	Tiempo	Sector 1	Sector 2	Sector 3	V.Max	Tiempo
1	2:03.544	49.435	40.284	33.825	146.9	2:03.544	1	2:05.698	50.911	40.626	34.161	164.6	2:05.698
2	2:02.486	46.036	41.878	34.572	180.6	4:06.030	2	2:01.532	45.461	40.846	35.225	186.2	4:07.230
3	2:01.504	45.947	40.734	34.823	175.8	6:07.534	3	2:02.209	46.423	40.800	34.986	183.9	6:09.439
4	2:01.549	46.816	41.008	33.725	175.3	8:09.083	4	2:00.187	45.749	40.825	33.613	183.3	8:09.626
5	2:03.924	47.282	42.223	34.419	174.7	10:13.007	5	1:59.434	45.433	40.632	33.369	186.8	10:09.060
6	2:06.200	48.092	41.721	36.387	167.1	12:19.207	6	1:59.517	45.423	40.403	33.691	183.3	12:08.577
7	2:03.470	47.242	41.247	34.981	153.1	14:22.677	7	1:58.327	45.231	39.864	33.232	185.8	14:06.904
8	2:03.278	46.883	41.753	34.642	162.4	16:25.955	8	1:58.822	45.295	40.197	33.330	188.4	16:05.726
9	2:01.612	46.300	41.113	34.199	175.8	18:27.567	9	1:58.873	45.358	40.013	33.502	187.8	18:04.599
10	2:00.759	46.333	40.641	33.785	170.3	20:28.326	10	2:00.370	45.591	40.984	33.795	186.2	20:04.969
11		49.860			187.1		11	1:59.006	45.482	39.966	33.558	183.0	22:03.975
							12	2:00.281	45.587	40.182	34.512	183.0	24:04.256
							13	2:01.058	46.675	40.363	34.020	173.0	26:05.314
							14	1:59.883	45.992	40.368	33.523	182.4	28:05.197
							15	2:00.239	45.653	40.187	34.399	187.1	30:05.436
							16	2:02.429	46.622	42.140	33.667	182.1	32:07.865

20						26							
1 Carlos Beltran			Porsche 968 Cup			1 Jaime González			BMW 325i E36				
L2		2		Escuderia Barcelona		L3		2 Juan F. Sánchez		C.D.E Overcar Team			
Vta. D	Tiempo	Sector 1	Sector 2	Sector 3	V.Max	Tiempo	Vta. D	Tiempo	Sector 1	Sector 2	Sector 3	V.Max	Tiempo
1	2:24.956	1:00.909	46.444	37.603	147.3	2:24.956	1 2	2:37.748	1:07.195	49.474	41.079	143.4	2:37.748
2	2:11.832	49.733	45.232	36.867	166.9	4:36.788	2 2	2:22.890	53.838	49.007	40.045	152.3	5:00.638
3	2:10.339	49.890	44.151	36.298	163.3	6:47.127	3 2	2:21.504	53.629	48.361	39.514	169.5	7:22.142
4	2:08.810	48.173	43.947	36.690	163.8	8:55.937	4 2	2:18.540	51.911	47.987	38.642	165.8	9:40.682
5	2:09.593	48.610	43.622	37.361	167.9	11:05.530	5 2	2:22.354	52.901	50.628	38.825	149.7	12:03.036
6	2:07.886	48.584	43.266	36.036	158.1	13:13.416	6 2	2:22.205	53.924	48.972	39.309	147.5	14:25.241
7	2:04.650	47.903	42.254	34.493	164.3	15:18.066	7 2	2:25.780	53.698	52.093	39.989	153.8	16:51.021
8	2:06.712	48.123	43.155	35.434	165.3	17:24.778	8 2	2:19.228	53.533	46.861	38.834	163.6	19:10.249
9	2:07.599	48.822	43.154	35.623	171.7	19:32.377	9 2	2:20.970	53.008	49.118	38.844	162.4	21:31.219
10	2:06.394	47.273	43.414	35.707	182.7	21:38.771	10 2	2:19.314	51.422	48.250	39.642	171.9	23:50.533
11	2:05.898	47.796	42.703	35.399	178.5	23:44.669	11 2	2:20.117	53.695	47.143	39.279	171.7	26:10.650
12	2:06.411	48.052	42.932	35.427	180.0	25:51.080	12 2	2:25.208	54.863	49.263	41.082	158.1	28:35.858
13	2:05.646	47.858	42.550	35.238	174.1	27:56.726	13 2	2:18.907	52.435	47.573	38.899	155.3	30:54.765
14	2:05.477	46.897	42.714	35.866	183.6	30:02.203							
15	2:05.504	47.426	42.755	35.323	174.7	32:07.707							





Circuito del Jarama
COPA DE ESPAÑA DE CLASICOS
Carrera - 2
Tiempos Por Vuelta



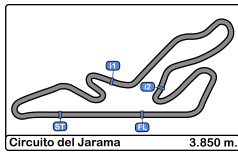
YOUNGTIMERS

100						105							
1 Jonathan Gomez			BMW 325i E36			1 Julian Olaiz			BMW 325i E36				
L3			Zamudio Racing Elkartea			L3			A.D. AUT. RACVN				
Vta. D	Tiempo	Sector 1	Sector 2	Sector 3	V.Max	Tiempo	Vta. D	Tiempo	Sector 1	Sector 2	Sector 3	V.Max	Tiempo
1	2:06.828	52.438	40.564	33.826	165.3	2:06.828	1	2:18.777	58.851	43.968	35.958	167.7	2:18.777
2	2:00.442	45.932	40.365	34.145	194.2	4:07.270	2	2:09.166	48.775	44.065	36.326	180.9	4:27.943
3	2:02.306	47.232	40.471	34.603	185.8	6:09.576	3	2:08.837	48.888	43.539	36.410	177.6	6:36.780
4	2:01.735	46.858	40.794	34.083	188.8	8:11.311	4	2:08.459	48.281	43.244	36.934	184.9	8:45.239
5	2:00.980	45.692	40.915	34.373	192.5	10:12.291	5	2:07.738	48.906	42.916	35.916	171.9	10:52.977
6	2:00.239	46.091	40.246	33.902	187.5	12:12.530	6	2:06.506	48.604	42.236	35.666	173.0	12:59.483
7	2:00.646	46.231	40.724	33.691	186.8	14:13.176	7	2:05.513	47.823	42.301	35.389	184.9	15:04.996
8	1:59.986	46.158	40.259	33.569	189.1	16:13.162	8	2:07.538	48.351	42.521	36.666	169.0	17:12.534
9	2:00.142	46.181	40.143	33.818	188.8	18:13.304	9	2:05.893	48.200	41.659	36.034	176.7	19:18.427
10	2:00.614	46.415	40.309	33.890	185.8	20:13.918	10	2:08.546	49.629	43.635	35.282	171.9	21:26.973
11	2:00.359	46.033	40.378	33.948	188.8	22:14.277	11	2:03.763	47.731	41.346	34.686	187.5	23:30.736
12	2:00.734	46.464	40.286	33.984	189.1	24:15.011	12	2:05.323	47.348	41.772	36.203	189.4	25:36.059
13	2:00.550	46.285	40.340	33.925	188.4	26:15.561	13	2:04.735	48.667	41.030	35.038	175.0	27:40.794
14	2:01.137	46.425	40.399	34.313	190.4	28:16.698	14	2:03.863	47.500	41.399	34.964	188.4	29:44.657
15	2:01.536	47.396	40.022	34.118	184.3	30:18.234	15	2:05.412	47.770	41.585	36.057	187.1	31:50.069

102						106							
1 Óscar Gómez			BMW 325i E36			1 Antonio Castillo			BMW 325i E36				
L3			Zamudio Racing Elkartea			L3			Perfil Bajo CE				
Vta. D	Tiempo	Sector 1	Sector 2	Sector 3	V.Max	Tiempo	Vta. D	Tiempo	Sector 1	Sector 2	Sector 3	V.Max	Tiempo
1	2:07.682	52.767	40.592	34.323	165.1	2:07.682	1	2:08.946	52.231	41.741	34.974	166.9	2:08.946
2	2:01.336	46.076	40.912	34.348	191.8	4:09.018	2	2:02.778	47.473	40.731	34.574	188.1	4:11.724
3	2:01.193	46.155	40.912	34.126	189.8	6:10.211	3	2:00.858	46.433	40.164	34.261	191.1	6:12.582
4	2:01.586	46.845	40.617	34.124	191.4	8:11.797	4	2:03.178	47.641	41.284	34.253	189.4	8:15.760
5	2:01.790	46.390	40.997	34.403	190.1	10:13.587	5	2:00.725	45.860	40.613	34.252	190.8	10:16.485
6	2:01.552	46.846	40.753	33.953	189.1	12:15.139	6	2:00.720	45.900	40.824	33.996	190.8	12:17.205
7	2:01.845	46.676	41.153	34.016	188.1	14:16.984	7	2:00.588	45.805	40.737	34.046	192.1	14:17.793
8	2:03.210	48.032	41.283	33.895	187.1	16:20.194	8	2:05.277	50.525	40.786	33.966	192.5	16:23.070
9	2:02.116	46.662	41.335	34.119	184.3	18:22.310	9	1:59.944	45.858	40.281	33.805	190.1	18:23.014
10	2:01.410	46.256	41.338	33.816	187.1	20:23.720	10	2:01.202	46.072	41.190	33.940	192.1	20:24.216
11	2:02.738	47.125	41.285	34.328	186.8	22:26.458	11	2:00.615	46.169	40.274	34.172	191.8	22:24.831
12	2:02.966	47.524	41.129	34.313	184.6	24:29.424	12	2:00.585	45.868	40.617	34.100	189.8	24:25.416
13	2:01.977	46.870	40.846	34.261	184.9	26:31.401	13	2:01.750	46.291	41.249	34.210	188.8	26:27.166
14	2:03.042	47.012	41.327	34.703	185.5	28:34.443	14	2:03.981	46.690	41.445	35.846	190.1	28:31.147
15	2:02.311	47.028	41.094	34.189	184.6	30:36.754	15	2:01.515	46.222	40.910	34.383	185.2	30:32.662

104						110							
1 Oscar Abajo			BMW 325i E36			1 Fernando Navarrete Jr			BMW 325i E36				
L3			A.D. AUT. RACVN			L3			VSR Motorsport				
Vta. D	Tiempo	Sector 1	Sector 2	Sector 3	V.Max	Tiempo	Vta. D	Tiempo	Sector 1	Sector 2	Sector 3	V.Max	Tiempo
1	2:09.603	53.462	41.063	35.078	168.2	2:09.603	1	2:06.572	51.374	41.007	34.191	168.2	2:06.572
2	2:02.801	47.468	40.848	34.485	191.8	4:12.404	2	2:00.489	45.412	40.470	34.607	186.8	4:07.061
3	2:02.258	46.976	40.761	34.521	183.9	6:14.662	3	2:01.268	46.076	41.028	34.164	181.2	6:08.329
4	2:01.625	46.612	40.749	34.264	178.5	8:16.287	4	1:59.497	45.374	40.445	33.678	189.1	8:07.826
5	2:00.904	46.313	40.604	33.987	191.8	10:17.191	5	1:59.562	45.566	40.353	33.643	186.5	10:07.388
6	2:00.470	46.118	40.432	33.920	190.8	12:17.661	6	2:01.744	46.750	40.492	34.502	182.4	12:09.132
7	2:00.390	45.922	40.820	33.648	192.1	14:18.051	7	1:59.799	46.014	40.011	33.774	184.6	14:08.931
8	2:22.680 P	47.915		2:56.328	196.0	16:40.731	8	2:01.290	45.860	41.764	33.666	181.8	16:10.221
							9	2:00.006	45.757	40.754	33.495	187.8	18:10.227
							10	2:00.768	45.856	41.142	33.770	182.7	20:10.995
							11	2:00.150	45.696	40.917	33.537	187.1	22:11.145
							12	2:00.796	46.054	41.104	33.638	185.5	24:11.941
							13	2:01.038	46.552	40.919	33.567	182.4	26:12.979
							14	2:00.678	46.143	40.775	33.760	186.2	28:13.657
							15	2:04.236 P	46.213	39.951	38.072	186.5	30:17.893





Circuito del Jarama
COPA DE ESPAÑA DE CLASICOS
Carrera - 2
Tiempos Por Vuelta



YOUNGTIMERS

112

1 Stefano Bozzoni BMW 325i E36

L3 2 Vasco A. Silva VSR Motorsport

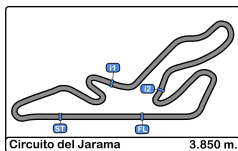
Vta.	D	Tiempo	Sector 1	Sector 2	Sector 3	V.Max	Tiempo
1	1	2:13.825	55.141	43.117	35.567	157.8	2:13.825
2	1	2:03.978	46.964	41.696	35.318	183.0	4:17.803
3	1	2:05.459	47.538	42.352	35.569	180.6	6:23.262
4	1	2:04.359	46.870	41.930	35.559	177.0	8:27.621
5	1	2:03.840	46.766	41.530	35.544	172.2	10:31.461
6	1	2:02.993	46.635	41.494	34.864	175.3	12:34.454
7	1	2:02.364	46.254	41.321	34.789	180.3	14:36.818
8	1	2:15.403	46.233	47.888	41.282	179.4	16:52.221
9	1	2:18.418	55.828	46.481	36.109	171.4	19:10.639
10	1	2:18.472	53.509	49.091	35.872	148.5	21:29.111
11	1	2:02.151	46.494	41.182	34.475	182.4	23:31.262
12	1	2:04.439	47.063	42.054	35.322	190.1	25:35.701
13	1	2:01.704	46.554	40.764	34.386	182.4	27:37.405
14	1	2:02.118	46.320	41.072	34.726	183.6	29:39.523
15	1	2:03.463	46.537	41.850	35.076	179.7	31:42.986

114

1 Vaios Archontakis BMW 325i E36

L3 2 VSR Motorsport

Vta.	D	Tiempo	Sector 1	Sector 2	Sector 3	V.Max	Tiempo
1		2:22.268	59.660	45.818	36.790	162.4	2:22.268
2		2:11.507	50.086	44.450	36.971	160.2	4:33.775
3		2:10.775	50.284	44.364	36.127	167.7	6:44.550
4		2:09.057	48.736	43.719	36.602	171.9	8:53.607
5		2:04.037	47.763	41.777	34.497	173.6	10:57.644
6		2:03.414	47.081	41.897	34.436	181.5	13:01.058
7		2:04.436	47.076	42.369	34.991	173.3	15:05.494
8		2:05.919	48.144	43.027	34.748	165.8	17:11.413
9		2:02.807	46.982	41.565	34.260	176.4	19:14.220
10		2:11.275	49.695	47.004	34.576	174.4	21:25.495
11		2:04.915	48.472	41.512	34.931	184.3	23:30.410
12		2:05.773	48.575	42.287	34.911	185.2	25:36.183
13		2:02.763	47.394	41.286	34.083	175.6	27:38.946
14		2:02.528	46.644	41.520	34.364	186.8	29:41.474
15		2:02.708	46.953	41.410	34.345	174.7	31:44.182



Circuito del Jarama
COPA DE ESPAÑA DE CLASICOS - LEGEND Y YOUNGTIMERS

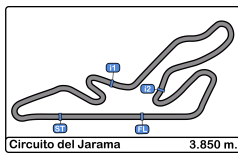


Carrera - 2

Análisis

Num	Tiempo V	Dif 1º	Num	Tiempo V	Dif 1º	Num	Tiempo V	Dif 1º	Num	Tiempo V	Dif 1º	Num	Tiempo V	Dif 1º
Vta 1			106	2:02.778	11.542	90	2:13.166	52.204	100	2:00.980	19.499	35	2:06.149	1:21.130
39	1:59.927		104	2:02.801	12.222	32	2:21.717	1:17.683	14	2:03.924	20.215	20	2:07.886	1:25.116
36	2:01.637	01.710	11	2:03.028	12.867	26	2:21.504	1:23.668	102	2:01.790	20.795	10	2:06.117	1:25.798
14	2:03.544	03.617	9	2:01.226	13.135	Num Tiempo V Dif 1º			39	1:48.854	21.461	3	2:06.314	1:29.445
7	2:04.177	04.250	112	2:03.978	17.621	Vta 4			106	2:00.725	23.693	90	2:09.935	1:32.651
34	2:05.244	05.317	105	2:09.166	27.761	7	1:56.851		104	2:00.904	24.399	Num Tiempo V Dif 1º		
24	2:05.698	05.771	5	2:12.669	32.474	36	1:59.252	00.772	112	2:03.840	38.669	Vta 7		
110	2:06.572	06.645	35	2:11.286	32.768	23	1:55.469	04.761	9	2:02.786	42.798	7	1:52.646	
100	2:06.828	06.901	3	2:11.529	33.438	110	1:59.497	10.872	11	2:07.197	48.693	23	1:53.410	03.761
102	2:07.682	07.755	114	2:11.507	33.593	14	2:01.549	12.129	105	2:07.738	1:00.185	39	1:47.449	11.347
106	2:08.946	09.019	10	2:15.205	35.976	24	2:00.187	12.672	114	2:04.037	1:04.852	36	2:00.467	14.408
104	2:09.603	09.676	20	2:11.832	36.606	2	2:00.066	13.168	5	2:09.746	1:10.015	2	1:58.399	24.370
11	2:10.021	10.094	90	2:11.879	37.330	34	2:01.212	13.560	35	2:08.764	1:10.489	24	1:58.327	25.958
2	2:10.285	10.358	32	2:22.900	54.258	100	2:01.735	14.357	20	2:09.593	1:12.738	110	1:59.799	27.985
23	2:10.418	10.491	26	2:22.890	1:00.456	102	2:01.586	14.843	10	2:08.355	1:15.189	34	1:59.597	28.638
9	2:12.091	12.164	Num Tiempo V Dif 1º			106	2:03.178	18.806	90	2:10.393	1:18.224	100	2:00.646	32.230
112	2:13.825	13.898	Vta 3			104	2:01.625	19.333	3	2:16.448	1:18.639	102	2:01.845	36.038
105	2:18.777	18.850	36	1:58.033		39	1:51.672	28.445	Num Tiempo V Dif 1º			106	2:00.588	36.847
5	2:19.987	20.060	7	1:55.731	01.629	112	2:04.359	30.667	Vta 6			104	2:00.390	37.105
10	2:20.953	21.026	23	1:58.468	07.772	9	2:03.545	35.850	7	1:55.508		14	2:03.470	41.731
35	2:21.664	21.737	14	2:01.504	09.060	11	2:00.589	37.334	23	1:54.670	02.997	32	2:22.568	1 Lap
3	2:22.091	22.164	110	2:01.268	09.855	105	2:08.459	48.285	36	1:59.472	06.587	26	2:22.205	1 Lap
114	2:22.268	22.341	34	2:02.374	10.828	5	2:09.696	56.107	32	2:22.715	1 Lap	112	2:02.364	55.872
20	2:24.956	25.029	24	2:02.209	10.965	114	2:09.057	56.653	26	2:22.354	1 Lap	9	2:02.143	59.178
90	2:25.633	25.706	100	2:02.306	11.102	35	2:10.570	57.563	39	1:50.591	16.544	11	2:01.649	1:03.738
32	2:31.540	31.613	2	1:59.395	11.582	3	2:10.635	58.029	2	1:58.468	18.617	105	2:05.513	1:24.050
26	2:37.748	37.821	102	2:01.193	11.737	20	2:08.810	58.983	24	1:59.517	20.277	114	2:04.436	1:24.548
Num Tiempo V Dif 1º			106	2:00.858	14.108	10	2:09.541	1:02.672	110	2:01.744	20.832	35	2:07.306	1:35.790
Vta 2			104	2:02.258	16.188	90	2:09.945	1:03.669	34	1:59.994	21.687	5	2:08.282	1:36.464
39	2:00.255		112	2:05.459	24.788	32	2:22.787	1:41.990	100	2:00.239	24.230	20	2:04.650	1:37.120
36	1:58.804	00.259	9	2:15.942	30.785	26	2:18.540	1:43.728	102	2:01.552	26.839	10	2:06.450	1:39.602
7	2:00.195	04.190	11	2:20.650	35.225	Num Tiempo V Dif 1º			106	2:00.720	28.905	3	2:06.817	1:43.616
14	2:02.486	05.848	39	2:33.545	35.253	Vta 5			104	2:00.470	29.361	90	2:09.123	1:49.128
34	2:01.684	06.746	105	2:08.837	38.306	7	1:55.838		14	2:06.200	30.907	Num Tiempo V Dif 1º		
110	2:00.489	06.879	5	2:10.709	44.891	36	1:57.689	02.623	112	2:02.993	46.154	Vta 8		
24	2:01.532	07.048	35	2:10.997	45.473	23	1:54.912	03.835	9	2:02.391	49.681	7	1:51.959	
100	2:00.442	07.088	3	2:10.728	45.874	110	1:59.562	14.596	11	2:01.550	54.735	23	1:53.336	05.138
23	1:57.360	07.596	114	2:10.775	46.076	2	1:58.327	15.657	105	2:06.506	1:11.183	39	1:46.709	06.097
102	2:01.336	08.836	20	2:10.339	48.653	24	1:59.434	16.268	114	2:03.414	1:12.758	36	1:59.043	21.492
2	2:00.376	10.479	10	2:13.927	51.611	34	1:59.479	17.201	5	2:06.321	1:20.828	2	1:57.655	30.066



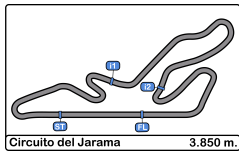


Circuito del Jarama
COPA DE ESPAÑA DE CLASICOS - LEGEND Y YOUNGTIMERS
Carrera - 2
Análisis



Num	Tiempo V	Dif 1º	Num	Tiempo V	Dif 1º	Num	Tiempo V	Dif 1º	Num	Tiempo V	Dif 1º	Num	Tiempo V	Dif 1º
24	1:58.822	32.821	114	2:02.807	1:48.168	2	1:57.321	46.360	23	1:55.288	33.682	100	2:01.137	1:45.159
34	1:58.851	35.530	105	2:05.893	1:52.375	90	2:09.259	1 Lap	112	2:04.439	1 Lap			
110	2:01.290	37.316	Num	Tiempo V	Dif 1º	34	1:57.299	53.356	105	2:05.323	1 Lap	Num	Tiempo V	Dif 1º
100	1:59.986	40.257	Vta 10			24	1:59.006	55.551	114	2:05.773	1 Lap	Vta 15		
102	2:03.210	47.289	39	1:53.856		110	2:00.150	1:02.721	5	2:04.318	1 Lap	39	1:48.625	
106	2:05.277	50.165	7	1:56.316	02.109	100	2:00.359	1:05.853	35	2:06.662	1 Lap	32	2:20.262	3 Laps
14	2:03.278	53.050	23	1:55.202	06.744	106	2:00.615	1:16.407	20	2:06.411	1 Lap	106	2:03.981	1 Lap
104	2:22.680	1:07.826	35	2:07.547	1 Lap	102	2:02.738	1:18.034	2	1:59.710	1:06.106	90	2:10.478	2 Laps
9	2:05.022	1:12.241	20	2:07.599	1 Lap	9	2:01.304	1:42.649	10	2:07.225	1 Lap	102	2:03.042	1 Lap
11	2:04.809	1:16.588	5	2:07.366	1 Lap	11	2:00.390	1:43.804	3	2:06.746	1 Lap	26	2:25.208	3 Laps
32	2:25.337	1 Lap	10	2:07.395	1 Lap	Num	Tiempo V	Dif 1º	36	2:03.106	1:12.544	9	2:01.979	1 Lap
26	2:25.780	1 Lap	3	2:06.121	1 Lap	Vta 12			32	2:15.374	2 Laps	7	1:53.263	36.538
112	2:15.403	1:19.316	90	2:09.091	1 Lap	39	1:48.939		24	2:01.058	1:20.130	11	2:01.725	1 Lap
114	2:05.919	1:38.508	36	1:58.723	31.870	7	1:53.523	17.313	34	2:00.712	1:22.204	23	1:55.599	50.280
105	2:07.538	1:39.629	2	1:57.385	37.204	23	1:55.743	26.215	26	2:20.117	2 Laps	112	2:02.118	1 Lap
35	2:07.054	1:50.885	34	1:58.548	44.222	114	2:04.915	1 Lap	110	2:01.038	1:27.795	114	2:02.528	1 Lap
20	2:06.712	1:51.873	24	2:00.370	44.710	105	2:03.763	1 Lap	100	2:00.550	1:30.377	105	2:03.863	1 Lap
5	2:07.971	1:52.476	110	2:00.768	50.736	112	2:02.151	1 Lap	90	2:09.539	1 Lap	2	1:57.875	1:28.978
10	2:05.331	1:52.974	100	2:00.614	53.659	35	2:05.667	1 Lap	106	2:01.750	1:41.982	5	2:02.321	1 Lap
Num	Tiempo V	Dif 1º	102	2:01.410	1:03.461	5	2:04.938	1 Lap	102	2:01.977	1:46.217	36	2:02.205	1:40.370
Vta 9			106	2:01.202	1:03.957	32	2:15.494	2 Laps	Num	Tiempo V	Dif 1º	20	2:05.477	1 Lap
7	1:53.147		14	2:00.759	1:08.067	20	2:05.898	1 Lap	Vta 14			35	2:06.953	1 Lap
39	1:47.401	00.351	9	2:02.399	1:29.510	10	2:05.640	1 Lap	39	1:46.355		10	2:07.481	1 Lap
23	1:53.758	05.749	11	2:00.448	1:31.579	26	2:19.314	2 Laps	9	2:01.273	1 Lap	24	2:00.239	1:45.272
3	2:07.242	1 Lap	Num	Tiempo V	Dif 1º	3	2:07.017	1 Lap	11	2:01.572	1 Lap	Num	Tiempo V	Dif 1º
90	2:12.894	1 Lap	Vta 11			2	1:56.796	54.217	7	1:54.095	31.900	Vta 16		
36	1:59.009	27.354	39	1:48.165		36	2:02.729	57.259	23	1:55.979	43.306	39	1:49.466	
2	1:57.107	34.026	7	1:58.785	12.729	24	2:00.281	1:06.893	112	2:01.704	1 Lap	3	2:06.767	2 Laps
24	1:58.873	38.547	114	2:11.275	1 Lap	34	2:04.896	1:09.313	114	2:02.763	1 Lap	110	2:04.236	1 Lap
34	1:57.498	39.881	105	2:08.546	1 Lap	90	2:10.061	1 Lap	105	2:04.735	1 Lap	100	2:01.536	1 Lap
110	2:00.006	44.175	23	2:00.832	19.411	110	2:00.796	1:14.578	2	1:59.977	1:19.728	34	2:12.552	1 Lap
100	2:00.142	47.252	112	2:18.472	1 Lap	100	2:00.734	1:17.648	5	2:03.629	1 Lap	106	2:01.515	1 Lap
102	2:02.116	56.258	32	2:20.868	2 Laps	106	2:00.585	1:28.053	35	2:06.027	1 Lap	32	2:15.442	3 Laps
106	1:59.944	56.962	26	2:20.970	2 Laps	102	2:02.966	1:32.061	20	2:05.646	1 Lap	102	2:02.311	1 Lap
14	2:01.612	1:01.515	35	2:06.442	1 Lap	Num	Tiempo V	Dif 1º	10	2:05.193	1 Lap	90	2:08.980	2 Laps
9	2:02.224	1:21.318	20	2:06.394	1 Lap	Vta 13			36	2:00.601	1:26.790	7	1:55.217	42.289
11	2:01.897	1:25.338	5	2:06.385	1 Lap	39	1:47.821		3	2:06.051	1 Lap	26	2:18.907	3 Laps
32	2:18.701	1 Lap	10	2:06.350	1 Lap	9	2:02.143	1 Lap	24	1:59.883	1:33.658	9	2:01.714	1 Lap
26	2:19.228	1 Lap	3	2:05.969	1 Lap	11	2:02.072	1 Lap	110	2:00.678	1:42.118	11	2:01.242	1 Lap
112	2:18.418	1:44.587	36	1:59.764	43.469	7	1:54.668	24.160	34	2:06.628	1:42.477	23	1:55.071	55.885





Circuito del Jarama

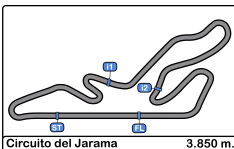
COPA DE ESPAÑA DE CLASICOS - LEGEND Y YOUNGTIMERS

Carrera - 2

Análisis



Num	Tiempo V	Dif 1º
114	2:02.708	1 Lap
105	2:05.412	1 Lap
5	2:03.135	1 Lap
36	2:01.170	1:52.074
2	2:15.042	1:54.554
20	2:05.504	1 Lap
24	2:02.429	1:58.235
35	2:07.110	1 Lap
10	2:10.220	1 Lap



Circuito del Jarama

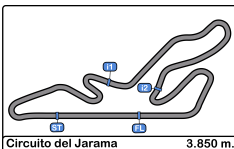
COPA DE ESPAÑA DE CLASICOS - LEGEND Y YOUNGTIMERS

Carrera - 2

Mejores Sectores



Sector - 1				Sector - 2				Sector - 3				Vuelta Ideal vs Mejor Vuelta				
Clas	Nº	Piloto	Tiempo	Nº	Piloto	Tiempo	Nº	Piloto	Tiempo	Clas	Nº	Piloto	Vta. Ideal	Mejor V.	Clas	
1	39	Jordi Puig	40.559	39	Jordi Puig	35.564	39	Jordi Puig	29.706	1	39	Jordi Puig	1:45.829	1:46.355	1	
2	7	Juan Carlos Zorrilla	43.028	23	Jorge López Atienza	37.650	7	Juan Carlos Zorrilla	31.250	2	7	Juan Carlos Zorrilla	1:51.959	1:51.959	2	
3	23	Jorge López Atienza	43.672	7	Juan Carlos Zorrilla	37.681	23	Jorge López Atienza	31.792	3	23	Jorge López Atienza	1:53.114	1:53.336	3	
4	34	Antonio Noguera	44.691	2	Matheu - Matheu	38.922	2	Matheu - Matheu	32.715	4	2	Matheu - Matheu	1:56.757	1:56.796	4	
5	2	Matheu - Matheu	45.120	36	Daniel Cuadrado	39.501	34	Antonio Noguera	32.848	5	34	Antonio Noguera	1:57.125	1:57.299	5	
6	24	Marc García	45.231	34	Antonio Noguera	39.586	36	Daniel Cuadrado	32.920	6	36	Daniel Cuadrado	1:57.689	1:57.689	6	
7	36	Daniel Cuadrado	45.268	24	Marc García	39.864	24	Marc García	33.232	7	24	Marc García	1:58.327	1:58.327	7	
8	110	Navarrete Jr - Navarrete	45.374	110	Navarrete Jr - Navarrete	39.951	110	Navarrete Jr - Navarrete	33.495	8	110	Navarrete Jr - Navarrete	1:58.820	1:59.497	8	
9	100	Jonathan Gomez	45.692	100	Jonathan Gomez	40.022	11	Teo Perez	33.568	9	100	Jonathan Gomez	1:59.283	1:59.986	10	
10	11	Teo Perez	45.737	106	Castillo - Torres	40.164	100	Jonathan Gomez	33.569	10	11	Teo Perez	1:59.743	2:00.390	11	
11	106	Castillo - Torres	45.805	14	Antonio Cubero	40.284	104	Oscar Abajo	33.648	11	106	Castillo - Torres	1:59.774	1:59.944	9	
12	5	Tuco Font	45.813	104	Oscar Abajo	40.432	14	Antonio Cubero	33.725	12	14	Antonio Cubero	1:59.956	2:00.759	13	
13	104	Oscar Abajo	45.922	11	Teo Perez	40.438	106	Castillo - Torres	33.805	13	104	Oscar Abajo	2:00.002	2:00.390	12	
14	14	Antonio Cubero	45.947	102	Óscar Gómez	40.592	102	Óscar Gómez	33.816	14	102	Óscar Gómez	2:00.484	2:01.193	14	
15	102	Óscar Gómez	46.076	112	Bozzoni - Silva	40.764	9	Alex Millan	33.825	15	9	Alex Millan	2:00.904	2:01.226	15	
16	112	Bozzoni - Silva	46.233	9	Alex Millan	40.837	114	Vaios Archontakis	34.083	16	5	Tuco Font	2:01.091	2:02.321	17	
17	9	Alex Millan	46.242	5	Tuco Font	40.881	112	Bozzoni - Silva	34.386	17	112	Bozzoni - Silva	2:01.383	2:01.704	16	
18	114	Vaios Archontakis	46.644	105	Julian Olaiz	41.030	5	Tuco Font	34.397	18	114	Vaios Archontakis	2:02.013	2:02.528	18	
19	20	Carlos Beltran	46.897	114	Vaios Archontakis	41.286	20	Carlos Beltran	34.493	19	105	Julian Olaiz	2:03.064	2:03.763	19	
20	105	Julian Olaiz	47.348	10	Albert Pecanins	42.050	10	Albert Pecanins	34.553	20	20	Carlos Beltran	2:03.644	2:04.650	20	
21	10	Albert Pecanins	47.426	20	Carlos Beltran	42.254	105	Julian Olaiz	34.686	21	10	Albert Pecanins	2:04.029	2:05.193	21	
22	35	Manuel Gonzalez	47.520	35	Manuel Gonzalez	42.463	35	Manuel Gonzalez	34.886	22	35	Manuel Gonzalez	2:04.869	2:05.667	22	
23	3	Lluis Portal	47.899	3	Lluis Portal	42.738	3	Lluis Portal	35.151	23	3	Lluis Portal	2:05.788	2:05.969	23	
24	90	Antonio Garcia	49.070	90	Antonio Garcia	43.669	90	Antonio Garcia	35.805	24	90	Antonio Garcia	2:08.544	2:08.980	24	
25	32	Pablo Tarrero	50.145	32	Pablo Tarrero	45.824	32	Pablo Tarrero	38.083	25	32	Pablo Tarrero	2:14.052	2:15.374	25	
26	26	González - Sánchez	51.422	26	González - Sánchez	46.861	26	González - Sánchez	38.642	26	26	González - Sánchez	2:16.925	2:18.540	26	



Circuito del Jarama

COPA DE ESPAÑA DE CLASICOS - LEGEND Y YOUNGTIMERS

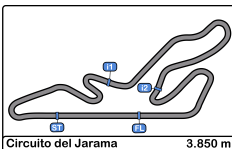
Carrera - 2

Secuencia Lider



Nº	Concursante	Nac	Piloto 1	Nac	Piloto 2	Nac	Vehiculo	Cat	Vta. Inicio	Vta. Fin	Vtas.	Total Vtas.
39	Jordi Puig		Jordi Puig	ESP	RL		Porsche 993 GT2 1993	YGT	1	2	2	2
36	Escuderia Costa Daurada		Daniel Cuadrado	ESP			BMW M3 E36	L2	3	3	1	1
7	Eficar Team		Juan Carlos Zorrilla	ESP	RL		Porsche 968 CS 1993	L2	4	9	6	6
39	Jordi Puig		Jordi Puig	ESP	RL		Porsche 993 GT2 1993	YGT	10	16	7	9





Circuito del Jarama

COPA DE ESPAÑA DE CLASICOS - LEGEND Y YOUNGTIMERS

Carrera - 2

5 Mejores Tiempos



Cl	Nº	Concursante	Nac	Piloto 1	Nac	Piloto 2	Nac	Vehiculo	Cat	Cl	Mejor 1		Mejor 2		Mejor 3		Mejor 4		Mejor 5	
											Tiempo	Vta.	Tiempo	Vta.	Tiempo	Vta.	Tiempo	Vta.	Tiempo	Vta.
1	39	Jordi Puig		Jordi Puig	ESP	RL		Porsche 993 GT2 1993	YGT	1	1:46.355	14	1:46.709	8	1:47.401	9	1:47.449	7	1:47.821	13
2	7	Eficar Team		Juan Carlos Zorrilla	ESP	RL		Porsche 968 CS 1993	L2	1	1:51.959	8	1:52.646	7	1:53.147	9	1:53.263	15	1:53.523	12
3	23	Escuderia Gredos		Jorge López Atienza	ESP			Porsche 911 3.0 RS 1977	C1	1	1:53.336	8	1:53.410	7	1:53.758	9	1:54.670	6	1:54.912	5
4	2	Adrià Matheu		Adrià Matheu	ESP	RL	Victor Matheu	ESP	L3	1	1:56.796	12	1:57.107	9	1:57.321	11	1:57.385	10	1:57.655	8
5	34	Automovil Club Alcala		Antonio Noguera	ESP	RL		Lotus Elan S1 1964	Pre-65	1	1:57.299	11	1:57.498	9	1:58.548	10	1:58.851	8	1:59.479	5
6	36	Escuderia Costa Daurada		Daniel Cuadrado	ESP			BMW M3 E36	L2	2	1:57.689	5	1:58.033	3	1:58.723	10	1:58.804	2	1:59.009	9
7	24	Marc García Rojals		Marc García	ESP			Honda Civic	L3	2	1:58.327	7	1:58.822	8	1:58.873	9	1:59.006	11	1:59.434	5
8	110	VSR Motorsport		Fernando Navarrete Jr	ESP		Fernando Navarrete	ESP	RL	3	1:59.497	4	1:59.562	5	1:59.799	7	2:00.006	9	2:00.150	11
9	106	Perfil Bajo CE		Antonio Castillo	ESP	RL	Desire Torres	FRA	L3	4	1:59.944	9	2:00.585	12	2:00.588	7	2:00.615	11	2:00.720	6
10	100	Zamudio Racing Elkartea		Jonathan Gomez	ESP			BMW 325i E36	L3	5	1:59.986	8	2:00.142	9	2:00.239	6	2:00.359	11	2:00.442	2
11	11	Eficar Team		Teo Perez	ESP			BMW 325i E36	L3	6	2:00.390	11	2:00.448	10	2:00.589	4	2:01.242	15	2:01.550	6
12	104	A.D. AUT. RACVN		Oscar Abajo	ESP			BMW 325i E36	L3	7	2:00.390	7	2:00.470	6	2:00.904	5	2:01.625	4	2:02.258	3
13	14	Escuderia Barcelona		Antonio Cubero	ESP	RL		Porsche 911 RS 1974	C1	2	2:00.759	10	2:01.504	3	2:01.549	4	2:01.612	9	2:02.486	2
14	102	Zamudio Racing Elkartea		Óscar Gómez	ESP			BMW 325i E36	L3	8	2:01.193	3	2:01.336	2	2:01.410	10	2:01.552	6	2:01.586	4
15	9	Motor Club Sabadell		Alex Millan	ESP			Mazda MX5 Cup	YT2	1	2:01.226	2	2:01.273	13	2:01.304	11	2:01.714	15	2:01.979	14
16	112	VSR Motorsport		Stefano Bozzoni	ITA	RL	Vasco A. Silva	PRT	L3	9	2:01.704	13	2:02.118	14	2:02.151	11	2:02.364	7	2:02.993	6
17	5	Escuderia Barcelona		Tuco Font	ESP	RL		Porsche 911/964 RS 1992	L1	1	2:02.321	14	2:03.135	15	2:03.629	13	2:04.318	12	2:04.938	11
18	114	VSR Motorsport		Vaios Archontakis	GBR			BMW 325i E36	L3	10	2:02.528	14	2:02.708	15	2:02.763	13	2:02.807	9	2:03.414	6
19	105	A.D. AUT. RACVN		Julian Olaiz	ESP	RL		BMW 325i E36	L3	11	2:03.763	11	2:03.863	14	2:04.735	13	2:05.323	12	2:05.412	15
20	20	Escuderia Barcelona		Carlos Beltran	ESP	RL		Porsche 968 Cup	L2	3	2:04.650	7	2:05.477	14	2:05.504	15	2:05.646	13	2:05.898	11
21	10	Motor Club Sabadell		Albert Pecanins	ESP		RL	Porsche 911 2.2 T	C2	1	2:05.193	13	2:05.331	8	2:05.640	11	2:06.117	6	2:06.350	10
22	35	Eficar Team		Manuel Gonzalez	ESP	RL		Porsche 911 1965	Pre-65	2	2:05.667	11	2:06.027	13	2:06.149	6	2:06.442	10	2:06.662	12
23	3	Escuderia Barcelona		Lluís Portal	ESP			Volkswagen Golf GTI MKII	C3	1	2:05.969	10	2:06.051	13	2:06.121	9	2:06.314	6	2:06.746	12
24	90	Antonio Garcia Coma		Antonio Garcia	ESP	RL		Hyundai Accent Copa	YT2	2	2:08.980	14	2:09.091	9	2:09.123	7	2:09.259	10	2:09.539	12
25	32	Escuderia Barcelona		Pablo Tarrero	ESP	RL		Porsche 911 1965	Pre-65	3	2:15.374	11	2:15.442	13	2:15.494	10	2:18.701	8	2:20.262	12
26	26	C.D.E Overcar Team		Jaime González	ESP	RL	Juan F. Sánchez	ESP	L3	12	2:18.540	4	2:18.907	13	2:19.228	8	2:19.314	10	2:20.117	11



Circuito del Jarama
COPA DE ESPAÑA DE CLASICOS - LEGEND Y YOUNGTIMERS
Carrera - 2
5 Mejores Velocidades



Cl	Nº	Concursante	Nac	Piloto 1	Nac	Piloto 2	Nac	Vehiculo	Cat	Cl	V. Max. 1		V. Max. 2		V. Max. 3		V. Max. 4		V. Max. 5		Avg		
											Km/h	Vta.	Km/h	Vta.	Km/h	Vta.	Km/h	Vta.	Km/h	Vta.			
1	39	Jordi Puig		Jordi Puig	ESP	RL		Porsche 993 GT2 1993	YGT	1	213.8	9	209.7	13	209.3	7	205.7	11	201.8	5	208.0		
2	23	Escudería Gredos		Jorge López Atienza	ESP			Porsche 911 3.0 RS 1977	C1	1	201.1	11	199.2	9	198.8	10	196.7	13	193.5	8	197.9		
3	104	A.D. AUT. RACVN		Oscar Abajo	ESP			BMW 325i E36	L3	1	196.0	8	192.1	7	191.8	2	191.8	5	190.8	6	192.5		
4	7	Eficar Team		Juan Carlos Zorrilla	ESP	RL		Porsche 968 CS 1993	L2	1	195.2	8	190.1	7	189.1	5	188.4	11	188.1	12	190.2		
5	100	Zamudio Racing Elkartea		Jonathan Gomez	ESP			BMW 325i E36	L3	2	194.2	2	192.5	5	190.4	14	189.1	8	189.1	12	191.1		
6	106	Perfil Bajo CE		<u>Antonio Castillo</u>	ESP	RL	Desire Torres	FRA	BMW 325i E36	L3	3	192.5	8	192.1	7	192.1	10	191.8	11	191.1	3	191.9	
7	10	Motor Club Sabadell		Albert Pecanins	ESP		RL	Porsche 911 2.2 T	C2	1	191.8	14	190.8	11	185.2	12	183.6	8	183.3	6	186.9		
8	102	Zamudio Racing Elkartea		Óscar Gómez	ESP			BMW 325i E36	L3	4	191.8	2	191.4	4	190.1	5	189.8	3	189.1	6	190.4		
9	5	Escudería Barcelona		Tuco Font	ESP	RL		Porsche 911/964 RS 1992	L1	1	191.1	11	175.6	15	175.3	10	174.4	13	171.4	9	177.5		
10	112	VSR Motorsport		<u>Stefano Bozzoni</u>	ITA	RL	Vasco A. Silva	PRT	BMW 325i E36	L3	5	190.1	12	183.6	14	183.0	2	182.4	11	182.4	13	184.3	
11	105	A.D. AUT. RACVN		Julian Olaiz	ESP	RL		BMW 325i E36	L3	6	189.4	12	188.4	14	187.5	11	187.1	15	184.9	4	187.5		
12	110	VSR Motorsport		<u>Fernando Navarrete Jr</u>	ESP		Fernando Navarrete	ESP	RL	BMW 325i E36	L3	7	189.1	4	187.8	9	187.1	11	186.8	2	186.5	5	187.5
13	24	Marc García Rojals		Marc García	ESP			Honda Civic	L3	8	188.4	8	187.8	9	187.1	15	186.8	5	186.2	2	187.3		
14	14	Escudería Barcelona		Antonio Cubero	ESP	RL		Porsche 911 RS 1974	C1	2	187.1	11	180.6	2	175.8	3	175.8	9	175.3	4	178.9		
15	34	Automovil Club Alcala		Antonio Noguera	ESP	RL		Lotus Elan S1 1964	Pre-65	1	187.1	10	184.9	5	180.3	4	180.3	12	179.7	9	182.4		
16	35	Eficar Team		Manuel Gonzalez	ESP	RL		Porsche 911 1965	Pre-65	2	187.1	14	186.2	11	186.2	12	183.9	10	178.2	15	184.3		
17	114	VSR Motorsport		Vaios Archontakis	GBR			BMW 325i E36	L3	9	186.8	14	185.2	12	184.3	11	181.5	6	176.4	9	182.8		
18	2	Adrián Matheu		<u>Adrián Matheu</u>	ESP	RL	Victor Matheu	ESP	Garbi GTS	L3	10	186.2	5	182.7	4	182.4	2	181.8	6	180.9	3	182.8	
19	36	Escudería Costa Daurada		Daniel Cuadrado	ESP			BMW M3 E36	L2	2	186.2	5	182.7	10	181.8	16	178.8	4	178.5	7	181.6		
20	9	Motor Club Sabadell		Alex Millan	ESP			Mazda MX5 Cup	YT2	1	184.3	3	177.9	2	173.3	6	173.3	8	172.8	14	176.3		
21	20	Escudería Barcelona		Carlos Beltran	ESP	RL		Porsche 968 Cup	L2	3	183.6	14	182.7	10	180.0	12	178.5	11	174.7	15	179.9		
22	11	Eficar Team		Teo Perez	ESP			BMW 325i E36	L3	11	181.2	11	180.0	3	179.1	5	178.8	10	176.4	4	179.1		
23	26	C.D.E Overcar Team		Jaime González	ESP	RL	<u>Juan F. Sánchez</u>	ESP	BMW 325i E36	L3	12	171.9	10	171.7	11	169.5	3	165.8	4	163.6	8	168.5	
24	3	Escudería Barcelona		Lluís Portal	ESP			Volkswagen Golf GTI MKII	C3	1	169.8	6	168.2	9	167.9	4	167.4	10	167.1	11	168.1		
25	32	Escudería Barcelona		Pablo Tarrero	ESP	RL		Porsche 911 1965	Pre-65	3	165.1	11	158.5	10	154.0	12	153.4	7	152.1	1	156.6		
26	90	Antonio Garcia Coma		Antonio Garcia	ESP	RL		Hyundai Accent Copa	YT2	2	163.3	7	163.3	10	163.1	5	162.8	11	162.6	3	163.0		





Circuito del Jarama

COPA DE ESPAÑA DE CLASICOS - LEGEND Y YOUNGTIMERS

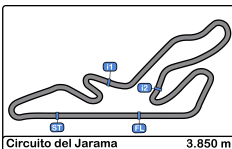
Carrera - 2

Secuencia Vueltas Rápidas



<u>Vta.</u>	<u>Hora Día</u>	<u>Tiempo Sesión</u>	<u>Nº</u>	<u>Concursante</u>	<u>Nac</u>	<u>Piloto 1</u>	<u>Nac</u>	<u>Piloto 2</u>	<u>Nac</u>	<u>Vehículo</u>	<u>Cat</u>	<u>Tiempo</u>	<u>Km/h</u>
2	14:58:30.466	2:04:00.466	36	Escuderia Costa Daurada		Daniel Cuadrado	ESP			BMW M3 E36	L2	1:58.804	116.6
2	14:58:37.803	2:04:07.803	23	Escuderia Gredos		Jorge López Atienza	ESP			Porsche 911 3.0 RS 1977	C1	1:57.360	118.0
3	15:00:30.128	2:06:00.128	7	Eficar Team		Juan Carlos Zorrilla	ESP	RL		Porsche 968 CS 1993	L2	1:55.731	119.7
4	15:02:31.740	2:08:01.740	23	Escuderia Gredos		Jorge López Atienza	ESP			Porsche 911 3.0 RS 1977	C1	1:55.469	120.0
4	15:02:55.424	2:08:25.424	39	Jordi Puig		Jordi Puig	ESP	RL		Porsche 993 GT2 1993	YGT	1:51.672	124.1
5	15:04:44.278	2:10:14.278	39	Jordi Puig		Jordi Puig	ESP	RL		Porsche 993 GT2 1993	YGT	1:48.854	127.3
7	15:08:22.318	2:13:52.318	39	Jordi Puig		Jordi Puig	ESP	RL		Porsche 993 GT2 1993	YGT	1:47.449	128.9
8	15:10:09.027	2:15:39.027	39	Jordi Puig		Jordi Puig	ESP	RL		Porsche 993 GT2 1993	YGT	1:46.709	129.8
14	15:21:01.564	2:26:31.564	39	Jordi Puig		Jordi Puig	ESP	RL		Porsche 993 GT2 1993	YGT	1:46.355	130.3





Circuito del Jarama

COPA DE ESPAÑA DE CLASICOS - LEGEND Y YOUNGTIMERS

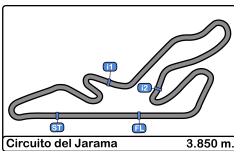
Carrera - 2

Mejor Maxima Velocidad del Evento



Nº	Concursante	Nac	Piloto 1	Nac	Piloto 2	Nac	Vehiculo	Cat	Km/h	Sección
39	Jordi Puig		Jordi Puig	ESP	RL		Porsche 993 GT2 1993	YGT	226.4	Carrera - 1
98	Perfil Bajo CE		Juan Antonio Miranda	ESP			BMW M3 E36 1993	L1	214.2	Entrenam. Calificativo Piloto - 1
18	Albert Cosin		Albert Cosin	ESP	RL	ESP	BMW M3 E36 1993	L1	213.4	Entrenam. Calificativo Piloto - 1
5	Escuderia Barcelona		Tuco Font	ESP	RL		Porsche 911/964 RS 1992	L1	202.2	Entrenam. Calificativo Piloto - 2
23	Escuderia Gredos		Jorge López Atienza	ESP			Porsche 911 3.0 RS 1977	C1	201.1	Carrera - 2
7	Eficar Team		Juan Carlos Zorrilla	ESP	RL		Porsche 968 CS 1993	L2	199.6	Carrera - 1
26	C.D.E Overcar Team		Jaime González	ESP	RL	Juan F. Sánchez	BMW 325i E36	L3	196.7	Entrenam. Calificativo Piloto - 1
64	Paul Vinches		Yves Balasse	FRA	RL	Paul Vinches	Renault Spider 2.0	YT1	196.7	Entrenam. Calificativo Piloto - 2
104	A.D. AUT. RACVN		Oscar Abajo	ESP			BMW 325i E36	L3	196.0	Carrera - 2
10	Motor Club Sabadell		Albert Pecanins	ESP			Porsche 911 2.2 T	C2	195.6	Carrera - 1
14	Escuderia Barcelona		Antonio Cubero	ESP	RL		Porsche 911 RS 1974	C1	195.2	Entrenamiento libre
31	Ignacio Leirana		Ignacio Leirana	ESP			Citroen AX Sport 1988	L3	194.9	Entrenam. Calificativo Piloto - 1
106	Perfil Bajo CE		Antonio Castillo	ESP	RL	Desire Torres	BMW 325i E36	L3	194.2	Entrenamiento libre
100	Zamudio Racing Elkartea		Jonathan Gomez	ESP			BMW 325i E36	L3	194.2	Carrera - 2
102	Zamudio Racing Elkartea		Óscar Gómez	ESP			BMW 325i E36	L3	193.8	Carrera - 1
110	VSR Motorsport		Fernando Navarrete Jr	ESP		Fernando Navarrete	BMW 325i E36	L3	192.8	Carrera - 1
114	VSR Motorsport		Vaios Archontakis	GBR			BMW 325i E36	L3	192.5	Entrenamiento libre
112	VSR Motorsport		Stefano Bozzoni	ITA	RL	Vasco A. Silva	BMW 325i E36	L3	190.1	Carrera - 2
105	A.D. AUT. RACVN		Julian Olaiz	ESP	RL		BMW 325i E36	L3	189.4	Carrera - 2
34	Automovil Club Alcala		Antonio Noguera	ESP	RL		Lotus Elan S1 1964	Pre-65	189.1	Entrenam. Calificativo Piloto - 2
24	Marc García Rojals		Marc García	ESP			Honda Civic	L3	188.4	Carrera - 1
11	Eficar Team		Teo Perez	ESP			BMW 325i E36	L3	187.5	Entrenam. Calificativo Piloto - 2
35	Eficar Team		Manuel Gonzalez	ESP	RL		Porsche 911 1965	Pre-65	187.1	Carrera - 2
36	Escuderia Costa Daurada		Daniel Cuadrado	ESP			BMW M3 E36	L2	186.5	Entrenam. Calificativo Piloto - 2
2	Adrià Matheu		Adrià Matheu	ESP	RL	Victor Matheu	Garbi GTS	L3	186.2	Carrera - 2
20	Escuderia Barcelona		Carlos Beltran	ESP	RL		Porsche 968 Cup	L2	184.3	Carrera - 1
9	Motor Club Sabadell		Alex Millan	ESP			Mazda MX5 Cup	YT2	184.3	Carrera - 2
3	Escuderia Barcelona		Lluís Portal	ESP			Volkswagen Golf GTI MKII	C3	172.5	Entrenamiento libre
90	Antonio Garcia Coma		Antonio Garcia	ESP	RL		Hyundai Accent Copa	YT2	166.6	Entrenam. Calificativo Piloto - 1
32	Escuderia Barcelona		Pablo Tarrero	ESP	RL		Porsche 911 1965	Pre-65	165.1	Carrera - 2





Circuito del Jarama

COPA DE ESPAÑA DE CLASICOS - LEGEND Y YOUNGTIMERS

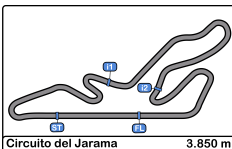
Carrera - 2

Mejor Maxima Velocidad del Evento



Nº	Concursante	Nac	Piloto 1	Nac	Piloto 2	Nac	Vehiculo	Cat	Km/h	Sesión
30	Escudería Madrid Históricos		Enrique J. Garcia	ESP	RL		Simca Abarth 1,3	Pre-65	143.8	Entrenam. Calificativo Piloto - 2
33	Escuderia Costa Daurada		Antonio Castro	ESP	RL		Porsche 968 Turbo RS	L1	79.9	Entrenamiento libre



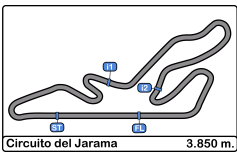


Circuito del Jarama
COPA DE ESPAÑA DE CLASICOS - LEGEND Y YOUNGTIMERS
Carrera - 2
Cuentavueltas



		Vta.																
Nr	Po	Grid	1	2	3	4	5	6	7	8	9	10	11	12	13	14	15	16
39	1	39	39	39	36	7	7	7	7	7	7	39	39	39	39	39	39	39
98	2	98	36	36	7	36	36	23	23	23	39	7	7	7	7	7	7	7
64	3	64	14	7	23	23	23	36	39	39	23	23	23	23	23	23	23	23
18	4	18	7	14	14	110	110	39	36	36	36	36	36	2	2	2	2	36
7	5	7	34	34	110	14	2	2	2	2	2	2	2	36	36	36	36	2
36	6	36	24	110	34	24	24	24	24	24	24	34	34	24	24	24	24	24
5	7	5	110	24	24	2	34	110	110	34	34	24	24	34	34	110	110	
14	8	14	100	100	100	34	100	34	34	110	110	110	110	110	110	34	100	
34	9	34	102	23	2	100	14	100	100	100	100	100	100	100	100	100	34	
24	10	24	106	102	102	102	102	102	102	102	102	102	106	106	106	106	106	
11	11	11	104	2	106	106	39	106	106	106	106	106	102	102	102	102	102	
9	12	9	11	106	104	104	106	104	104	14	14	14	9	9	9	9	9	
100	13	100	2	104	112	39	104	14	14	104	9	9	11	11	11	11	11	
110	14	110	23	11	9	112	112	112	112	9	11	11	114	112	112	112	112	
106	15	106	9	9	11	9	9	9	9	11	112	114	105	105	114	114	114	
102	16	102	112	112	39	11	11	11	11	112	114	105	112	114	105	105	105	
104	17	104	105	105	105	105	105	105	105	114	105	112	35	5	5	5	5	
10	18	10	5	5	5	5	114	114	114	105	35	35	5	35	35	20	20	
112	19	112	10	35	35	114	5	5	35	35	20	20	20	20	20	35	35	
20	20	20	35	3	3	35	35	35	5	20	5	5	10	10	10	10	10	
114	21	114	3	114	114	3	20	20	20	5	10	10	3	3	3	3		
3	22	3	114	10	20	20	10	10	10	10	3	3	90	90	90	90		
105	23	105	20	20	10	10	90	3	3	3	90	90	32	32	32			
35	24	35	90	90	90	90	3	90	90	90	32	32	26	26	26			
90	25	90	32	32	32	32	32	32	32	32	26	26						
32	26	32	26	26	26	26	26	26	26	26								
2	27	2																
26	28	26																
30	29	30																





Circuito del Jarama

COPA DE ESPAÑA DE CLASICOS - LEGEND Y YOUNGTIMERS

Carrera - 2

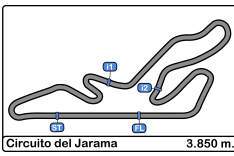
Cuentavueltas



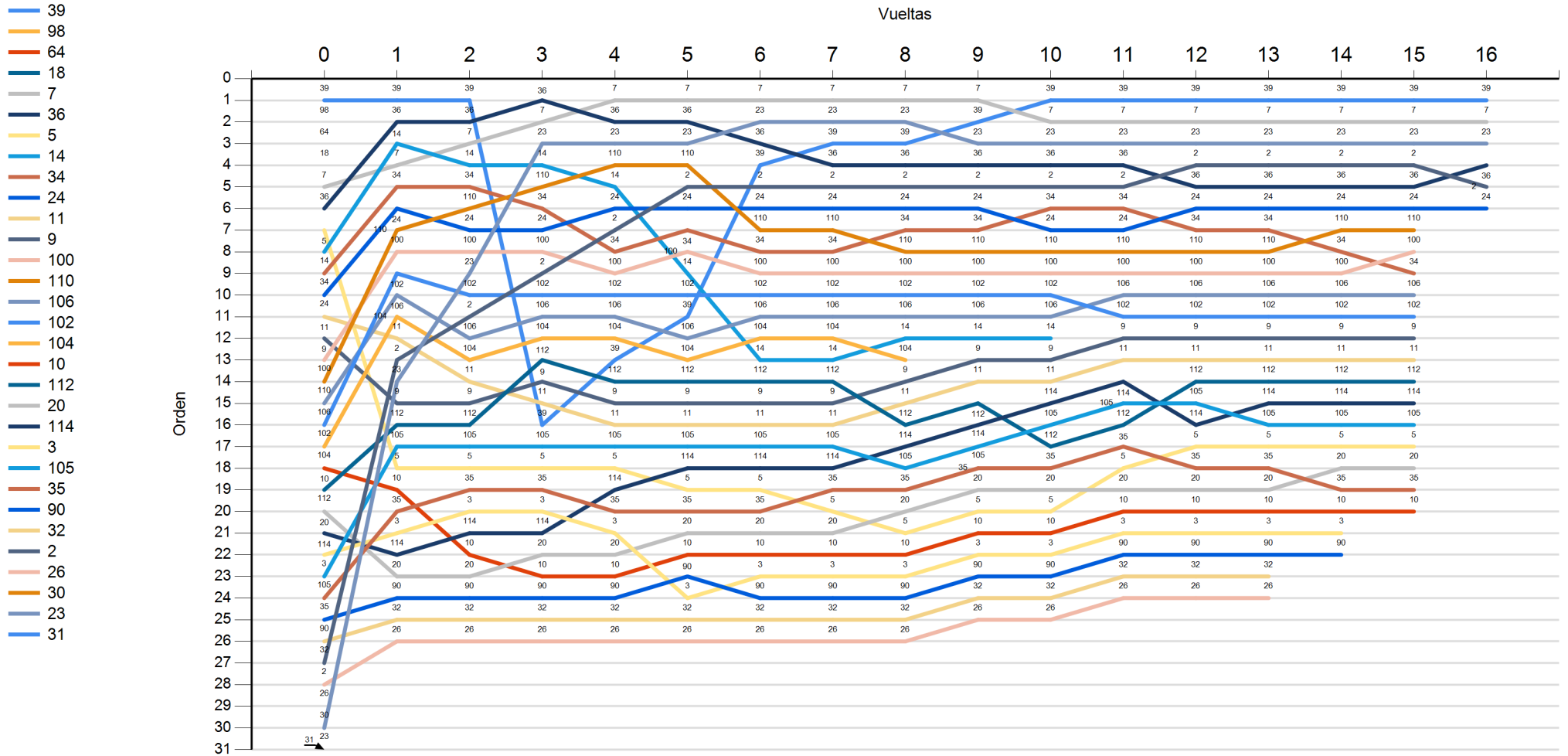
Vta.

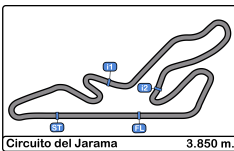
Nr	Po	Grid	1	2	3	4	5	6	7	8	9	10	11	12	13	14	15	16
23	30	23																
31	31	31																





Circuito del Jarama
COPA DE ESPAÑA DE CLASICOS - LEGEND Y YOUNGTIMERS
Carrera - 2
Cuentavueltas Gráfico





Circuito del Jarama
COPA DE ESPAÑA DE CLASICOS - LEGEND Y YOUNGTIMERS
Carrera - 2
Tiempos Parada en Pit



Nr.	Hora Día En.	Concursante	Nac	Piloto 1	Nac	Piloto 2	Nac	Vehiculo	Cat	Tiempo Entra.	Stop Nº	Tiempo Box	Handicap	Penalty
39	12:58:30.207	Jordi Puig		Jordi Puig	ESP	RL		Porsche 993 GT2 1993	YGT	4:00.182	1	40.323		
34	13:22:44.041	Automovil Club Alcalans		Antonio Noguera	ESP	RL		Lotus Elan S1 1964	Pre-65	28:14.016	1	17.788		

