

Circuito del Jarama
Historic Grand Prix Cars
Race - 2
Resultados Provisionales



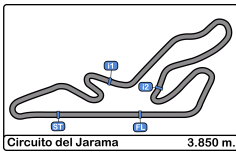
Cls	Nº	Driver	Car	Class	Cls	Laps	Total Time	Gap	Interval	Km/h	Best	Time	Km/h
1	22	Peter Horsman	Lotus 18/21	12	1	14	25:14.350			128.1	2	1:47.053	129.4
2	40	Joaquin Folch-Rusinol	Lotus 16 365	7a	1	14	25:24.958	10.608	10.608	127.2	10	1:48.212	128.0
3	73	Tom Dark	Cooper T51	7b	1	14	25:30.428	16.078	5.470	126.7	11	1:47.480	128.9
4	3	Barry Cannell	Brabham BT11A	12	2	14	25:32.969	18.619	2.541	126.5	13	1:47.212	129.2
5	91	Chris Drake	Cooper T71/73	10	1	14	25:34.096	19.746	1.127	126.4	10	1:47.908	128.4
6	42	James Willis	Cooper T45	9	1	14	26:34.238	1:19.888	1:00.142	121.7	4	1:51.875	123.8
7	31	Guillermo Fierro	Maserati 250F 2523	6	1	13	25:26.564	1 Lap	1 Lap	118.0	2	1:56.398	119.0
8	21	Ian Nuthall	Alta F2	5	1	13	25:55.016	1 Lap	28.452	115.8	12	1:57.029	118.4
9	8	Tony Ditheridge	Cooper T45	9	2	13	25:55.525	1 Lap	0.509	115.8	13	1:57.511	117.9
10	19	Paul Grant	Cooper Bristol Mk 2 3/52	5	2	13	26:01.787	1 Lap	6.262	115.3	7	1:58.643	116.8
11	47	Brian Jolliffe	Cooper T45	9	3	13	26:49.706	1 Lap	47.919	111.9	11	1:57.443	118.0
12	34	John Bussey	Cooper T43	7c	1	13	26:52.911	1 Lap	3.205	111.7	4	2:00.322	115.1
13	32	Guy Plante	Cooper Bristol	5	3	12	25:28.977	2 Laps	1 Lap	108.7	10	2:05.318	110.5
14	11	John Gillett	MG K3	1	1	11	26:53.298	3 Laps	1 Lap	94.5	5	2:23.113	96.8
Not classified: (Requirements: 75% of number laps of leader = 11 Laps)													
	53	Justin Maeers	Cooper T53	12	3	6	11:29.116	8 Laps	5 Laps	120.6	2	1:50.031	125.9
	2	Rod Jolley	Cooper T45/51	7b	2	3	5:28.980	11 Laps	3 Laps	126.3	2	1:48.754	127.4
	12	Rudi Friedrichs	Cooper T53	7b	3	3	5:34.067	11 Laps	5.087	124.4	3	1:50.445	125.4
	14	Richard Wilson	Cooper T51	7b	4								
	248	Klaus Lehr	Maserati 250F CM5	6	2								
	27	Steve Hart (Chris Wilson)	Cooper T51	9	4								
	30	Julian Bronson	Scarab Offenhauser	8	1								

Fastest lap Peter Horsman in 1:47.053 at 129.5 Km/h in lap 2

Published at:.....

Stewards:	Race Director:	Timekeeper:
------------------	-----------------------	------------------------





Circuito del Jarama
Historic Grand Prix Cars
Race - 2




Resultados Provisionales por categoria

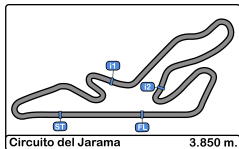
Cla	Nº	Driver	Car	Class	Cls	Laps	Total Time	Gap	Interval	Km/h	Best	Time	Km/h
1													
1	11	John Gillett	MG K3	1	1	11	26:53.298			94.5	5	2:23.113	96.8
10													
1	91	Chris Drake	Cooper T71/73	10	1	14	25:34.096			126.4	10	1:47.908	128.4
12													
1	22	Peter Horsman	Lotus 18/21	12	1	14	25:14.350			128.1	2	1:47.053	129.4
2	3	Barry Cannell	Brabham BT11A	12	2	14	25:32.969	18.619	18.619	126.5	13	1:47.212	129.2
Not classified: (Requirements: 75% of number laps of leader = 11 Laps)													
	53	Justin Maeers	Cooper T53	12	3	6	11:29.116	8 Laps	8 Laps	120.6	2	1:50.031	125.9
5													
1	21	Ian Nuthall	Alta F2	5	1	13	25:55.016			115.8	12	1:57.029	118.4
2	19	Paul Grant	Cooper Bristol Mk 2 3/52	5	2	13	26:01.787	1 Lap	6.771	115.3	7	1:58.643	116.8
3	32	Guy Plante	Cooper Bristol	5	3	12	25:28.977	2 Laps	1 Lap	108.7	10	2:05.318	110.5
6													
1	31	Guillermo Fierro	Maserati 250F 2523	6	1	13	25:26.564			118.0	2	1:56.398	119.0
Not classified: (Requirements: 75% of number laps of leader = 11 Laps)													
	248	Klaus Lehr	Maserati 250F CM5	6	2								
7a													
1	40	Joaquin Folch-Rusinol	Lotus 16 365	7a	1	14	25:24.958			127.2	10	1:48.212	128.0
7b													
1	73	Tom Dark	Cooper T51	7b	1	14	25:30.428			126.7	11	1:47.480	128.9
Not classified: (Requirements: 75% of number laps of leader = 11 Laps)													
	2	Rod Jolley	Cooper T45/51	7b	2	3	5:28.980	11 Laps	11 Laps	126.3	2	1:48.754	127.4
	12	Rudi Friedrichs	Cooper T53	7b	3	3	5:34.067	11 Laps	5.087	124.4	3	1:50.445	125.4
	14	Richard Wilson	Cooper T51	7b	4								
7c													
1	34	John Bussey	Cooper T43	7c	1	13	26:52.911			111.7	4	2:00.322	115.1
8													
Not classified: (Requirements: 75% of number laps of leader = 11 Laps)													
	30	Julian Bronson	Scarab Offenhauser	8	1								
9													
1	42	James Willis	Cooper T45	9	1	14	26:34.238			121.7	4	1:51.875	123.8
2	8	Tony Ditheridge	Cooper T45	9	2	13	25:55.525	1 Lap	1 Lap	115.8	13	1:57.511	117.9
3	47	Brian Jolliffe	Cooper T45	9	3	13	26:49.706	1 Lap	54.181	111.9	11	1:57.443	118.0
Not classified: (Requirements: 75% of number laps of leader = 11 Laps)													
	27	Steve Hart (Chris Wilson)	Cooper T51	9	4								

Fastest lap Peter Horsman in 1:47.053 at 129.5 Km/h in lap 2

Published at:.....

Stewards:	Race Director:	Timekeeper: 
-----------	----------------	---



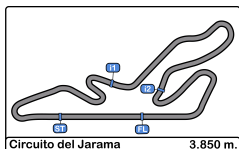


Circuito del Jarama
Historic Grand Prix Cars
Race - 2



Clasificación Provisional por Vuelta Rápida de Piloto

Cls	Nº	Driver	Car	Class	Cls	Laps	Best	Time	Gap	Interval	Km/h
1	22	Peter Horsman	Lotus 18/21	12	1	14	2	1:47.053			129.4
2	3	Barry Cannell	Brabham BT11A	12	2	14	13	1:47.212	0.159	0.159	129.2
3	73	Tom Dark	Cooper T51	7b	1	14	11	1:47.480	0.427	0.268	128.9
4	91	Chris Drake	Cooper T71/73	10	1	14	10	1:47.908	0.855	0.428	128.4
5	40	Joaquin Folch-Rusinol	Lotus 16 365	7a	1	14	10	1:48.212	1.159	0.304	128.0
6	2	Rod Jolley	Cooper T45/51	7b	2	3	2	1:48.754	1.701	0.542	127.4
7	53	Justin Maeers	Cooper T53	12	3	6	2	1:50.031	2.978	1.277	125.9
8	12	Rudi Friedrichs	Cooper T53	7b	3	3	3	1:50.445	3.392	0.414	125.4
9	42	James Willis	Cooper T45	9	1	14	4	1:51.875	4.822	1.430	123.8
10	31	Guillermo Fierro	Maserati 250F 2523	6	1	13	2	1:56.398	9.345	4.523	119.0
11	21	Ian Nuthall	Alta F2	5	1	13	12	1:57.029	9.976	0.631	118.4
12	47	Brian Jolliffe	Cooper T45	9	2	13	11	1:57.443	10.390	0.414	118.0
13	8	Tony Ditheridge	Cooper T45	9	3	13	13	1:57.511	10.458	0.068	117.9
14	19	Paul Grant	Cooper Bristol Mk 2 3/52	5	2	13	7	1:58.643	11.590	1.132	116.8
15	34	John Bussey	Cooper T43	7c	1	13	4	2:00.322	13.269	1.679	115.1
16	32	Guy Plante	Cooper Bristol	5	3	12	10	2:05.318	18.265	4.996	110.5
17	11	John Gillett	MG K3	1	1	11	5	2:23.113	36.060	17.795	96.8



Circuito del Jarama
Historic Grand Prix Cars
Race - 2
Distancia y Velocidad Media



Cls	Nº	Driver	Car	Class	Cls	Laps	Distance	Total Time	Km/h
1	22	Peter Horsman	Lotus 18/21	12	1	14	53.90	25:14.350	128.1
2	40	Joaquin Folch-Rusinol	Lotus 16 365	7a	1	14	53.90	25:24.958	127.2
3	73	Tom Dark	Cooper T51	7b	1	14	53.90	25:30.428	126.7
4	3	Barry Cannell	Brabham BT11A	12	2	14	53.90	25:32.969	126.5
5	91	Chris Drake	Cooper T71/73	10	1	14	53.90	25:34.096	126.4
6	42	James Willis	Cooper T45	9	1	14	53.90	26:34.238	121.7
7	31	Guillermo Fierro	Maserati 250F 2523	6	1	13	50.05	25:26.564	118.0
8	21	Ian Nuthall	Alta F2	5	1	13	50.05	25:55.016	115.8
9	8	Tony Ditheridge	Cooper T45	9	2	13	50.05	25:55.525	115.8
10	19	Paul Grant	Cooper Bristol Mk 2 3/52	5	2	13	50.05	26:01.787	115.3
11	47	Brian Jolliffe	Cooper T45	9	3	13	50.05	26:49.706	111.9
12	34	John Bussey	Cooper T43	7c	1	13	50.05	26:52.911	111.7
13	32	Guy Plante	Cooper Bristol	5	3	12	46.20	25:28.977	108.7
14	11	John Gillett	MG K3	1	1	11	42.35	26:53.298	94.5
Not classified: (Requirements: 75% of number laps of leader = 11 Laps)									
	53	Justin Maers	Cooper T53	12	3	6	23.10	11:29.116	120.6
	2	Rod Jolley	Cooper T45/51	7b	2	3	11.55	5:28.980	126.3
	12	Rudi Friedrichs	Cooper T53	7b	3	3	11.55	5:34.067	124.4
	14	Richard Wilson	Cooper T51	7b	4				
	248	Klaus Lehr	Maserati 250F CM5	6	2				
	27	Steve Hart (Chris Wilson)	Cooper T51	9	4				
	30	Julian Bronson	Scarab Offenhauser	8	1				



Circuito del Jarama
Historic Grand Prix Cars
Race - 2
Tiempos Por Vuelta



2 Rod Jolley 7b **12** Rudi Friedrichs 7b
 Cooper T45/51 Cooper T53

Lap D	Time	Sector 1	Sector 2	Sector 3	T. Spd	Elapsed	Lap D	Time	Sector 1	Sector 2	Sector 3	T. Spd	Elapsed
1	1:51.385	44.246	36.543	30.596	124.7	1:51.385	1	1:53.107	44.307	37.380	31.420	131.8	1:53.107
2	1:48.754	42.219	36.196	30.339	209.7	3:40.139	2	1:50.515	42.379	37.196	30.940	189.1	3:43.622
3	1:48.841	42.046	36.301	30.494	210.5	5:28.980	3	1:50.445	42.464	37.081	30.900	192.8	5:34.067
4		42.430	36.546		195.6		4		42.417	36.896		191.8	

3 Barry Cannell 12 **19** Paul Grant 5
 Brabham BT11A Cooper Bristol Mk 2 3/52

Lap D	Time	Sector 1	Sector 2	Sector 3	T. Spd	Elapsed	Lap D	Time	Sector 1	Sector 2	Sector 3	T. Spd	Elapsed
1	1:56.687	48.145	37.612	30.930	159.0	1:56.687	1	2:05.716	50.487	41.850	33.379	122.3	2:05.716
2	1:50.997	42.089	37.773	31.135	204.9	3:47.684	2	1:59.754	46.208	40.128	33.418	186.5	4:05.470
3	1:49.360	41.844	37.219	30.297	199.2	5:37.044	3	1:59.617	45.976	40.236	33.405	189.1	6:05.087
4	1:50.748	41.638	38.169	30.941	217.7	7:27.792	4	2:01.502	46.788	41.143	33.571	167.4	8:06.589
5	1:49.708	42.038	37.502	30.168	198.5	9:17.500	5	1:59.899	46.095	40.170	33.634	189.1	10:06.488
6	1:49.064	41.603	36.694	30.767	208.0	11:06.564	6	2:00.078	46.056	40.153	33.869	180.6	12:06.566
7	1:48.136	41.560	36.268	30.308	215.1	12:54.700	7	1:58.643	45.696	39.706	33.241	186.2	14:05.209
8	1:48.679	41.564	36.459	30.656	215.1	14:43.379	8	1:59.016	45.919	39.722	33.375	193.2	16:04.225
9	1:48.920	42.297	36.317	30.306	214.2	16:32.299	9	1:59.286	46.285	39.974	33.027	194.9	18:03.511
10	1:48.141	41.267	36.634	30.240	207.6	18:20.440	10	1:58.812	45.875	39.952	32.985	189.1	20:02.323
11	1:47.472	41.478	35.852	30.142	212.1	20:07.912	11	1:59.750	46.606	40.360	32.784	177.3	22:02.073
12	1:48.264	41.301	37.057	29.906	210.1	21:56.176	12	1:59.664	46.228	39.930	33.506	179.4	24:01.737
13	1:47.212	40.807	36.197	30.208	229.2	23:43.388	13	2:00.050	46.097	40.374	33.579	184.9	26:01.787
14	1:49.581	41.552	36.572	31.457	225.9	25:32.969							

8 Tony Ditheridge 9 **21** Ian Nuthall 5
 Cooper T45 Alta F2

Lap D	Time	Sector 1	Sector 2	Sector 3	T. Spd	Elapsed	Lap D	Time	Sector 1	Sector 2	Sector 3	T. Spd	Elapsed
1	2:02.578	49.490	40.064	33.024	131.2	2:02.578	1	2:02.026	48.134	40.631	33.261	129.9	2:02.026
2	1:59.763	45.897	40.360	33.506	170.3	4:02.341	2	1:59.620	45.616	40.558	33.446	184.9	4:01.646
3	2:01.657	46.817	41.818	33.022	175.8	6:03.998	3	2:02.076	47.118	41.412	33.546	182.4	6:03.722
4	2:01.648	46.714	41.482	33.452	170.3	8:05.646	4	2:02.511	47.202	41.642	33.667	169.5	8:06.233
5	1:59.383	45.119	41.002	33.262	181.5	10:05.029	5	1:59.690	45.556	40.744	33.390	188.4	10:05.923
6	1:59.460	45.566	41.056	32.838	178.5	12:04.489	6	1:59.623	45.593	40.713	33.317	188.1	12:05.546
7	1:58.977	45.212	40.683	33.082	182.7	14:03.466	7	1:58.605	45.343	40.196	33.066	189.1	14:04.151
8	1:59.221	44.611	41.173	33.437	185.5	16:02.687	8	1:58.657	45.423	40.046	33.188	189.1	16:02.808
9	1:57.626	44.350	40.276	33.000	186.5	18:00.313	9	1:58.387	45.511	39.666	33.210	185.8	18:01.195
10	1:59.144	44.931	40.575	33.638	187.5	19:59.457	10	1:58.590	45.059	40.158	33.373	189.8	19:59.785
11	2:00.535	45.433	42.289	32.813	183.9	21:59.992	11	2:00.552	45.931	41.829	32.792	187.1	22:00.337
12	1:58.022	45.679	39.691	32.652	192.5	23:58.014	12	1:57.029	44.974	39.274	32.781	191.1	23:57.366
13	1:57.511	45.458	39.036	33.017	186.5	25:55.525	13	1:57.650	45.186	39.390	33.074	185.8	25:55.016

11 John Gillett 1 **22** Peter Horsman 12
 MG K3 Lotus 18/21

Lap D	Time	Sector 1	Sector 2	Sector 3	T. Spd	Elapsed	Lap D	Time	Sector 1	Sector 2	Sector 3	T. Spd	Elapsed
1	2:27.257	57.913	49.125	40.219	117.9	2:27.257	1	1:49.055	42.673	35.918	30.464	135.6	1:49.055
2	2:24.348	54.735	49.078	40.535	136.1	4:51.605	2	1:47.053	40.883	36.104	30.066	219.5	3:36.108
3	2:23.649	54.475	48.471	40.703	131.8	7:15.254	3	1:47.430	41.022	36.094	30.314	213.0	5:23.538
4	2:26.516	54.749	50.558	41.209	135.5	9:41.770	4	1:48.049	41.128	36.100	30.821	216.4	7:11.587
5	2:23.113	53.838	48.562	40.713	155.8	12:04.883	5	1:47.986	41.179	36.451	30.356	216.0	8:59.573
6	2:25.570	55.154	49.403	41.013	131.3	14:30.453	6	1:47.496	41.264	36.044	30.188	223.1	10:47.069
7	2:27.708	54.777	51.258	41.673	133.8	16:58.161	7	1:48.488	41.545	36.184	30.759	215.1	12:35.557
8	2:28.847	56.703	50.483	41.661	141.1	19:27.008	8	1:48.429	41.496	36.438	30.495	211.3	14:23.986
9	2:28.479	56.429	50.724	41.326	142.8	21:55.487	9	1:48.831	41.937	36.532	30.362	208.8	16:12.817
10	2:27.145	56.070	49.528	41.547	138.6	24:22.632	10	1:47.624	41.224	36.005	30.395	209.3	18:00.441
11	2:30.666	57.072	52.220	41.374	129.6	26:53.298	11	1:47.446	41.016	35.955	30.475	217.7	19:47.887
							12	1:49.146	41.230	37.638	30.278	214.7	21:37.033
							13	1:48.516	41.425	36.391	30.700	217.7	23:25.549
							14	1:48.801	41.758	36.049	30.994	215.1	25:14.350





Circuito del Jarama
Historic Grand Prix Cars
Race - 2
Tiempos Por Vuelta



31

Guillermo Fierro

6 40

Joaquin Folch-Rusinol

7a

Maserati 250F 2523

Lotus 16 365

Lap D	Time	Sector 1	Sector 2	Sector 3	T. Spd	Elapsed	Lap D	Time	Sector 1	Sector 2	Sector 3	T. Spd	Elapsed
1	1:56.856	46.764	37.947	32.145	129.9	1:56.856	1	1:50.544	43.588	36.534	30.422	136.1	1:50.544
2	1:56.398	44.976	39.159	32.263	178.2	3:53.254	2	1:48.794	41.913	36.378	30.503	199.6	3:39.338
3	1:56.716	44.280	39.339	33.097	187.5	5:49.970	3	1:49.525	42.214	36.626	30.685	185.8	5:28.863
4	1:56.409	44.713	38.598	33.098	183.9	7:46.379	4	1:48.850	42.073	36.513	30.264	204.1	7:17.713
5	1:57.557	45.287	38.926	33.344	182.7	9:43.936	5	1:49.086	42.139	36.628	30.319	204.5	9:06.799
6	1:57.430	44.713	39.415	33.302	192.1	11:41.366	6	1:48.314	41.815	36.231	30.268	203.0	10:55.113
7	1:57.844	45.351	39.470	33.023	181.8	13:39.210	7	1:48.687	41.749	36.380	30.558	191.8	12:43.800
8	1:57.586	45.396	39.178	33.012	183.3	15:36.796	8	1:48.722	42.129	36.413	30.180	203.7	14:32.522
9	1:58.017	45.049	39.912	33.056	187.8	17:34.813	9	1:48.469	42.000	36.326	30.143	191.8	16:20.991
10	1:58.439	45.060	40.119	33.260	196.7	19:33.252	10	1:48.212	41.595	36.294	30.323	198.5	18:09.203
11	1:58.923	46.125	39.365	33.433	181.8	21:32.175	11	1:49.740	41.474	36.301	31.965	205.7	19:58.943
12	1:57.656	44.820	40.382	32.454	186.8	23:29.831	12	1:48.462	41.646	36.469	30.347	204.9	21:47.405
13	1:56.733	44.847	39.194	32.692	190.8	25:26.564	13	1:48.394	41.493	36.575	30.326	199.6	23:35.799
14	1:49.159	42.073	36.504	30.582	191.4	25:24.958	14	1:49.159	42.073	36.504	30.582	191.4	25:24.958

32

Guy Plante

5 42

James Willis

9

Cooper Bristol

Cooper T45

Lap D	Time	Sector 1	Sector 2	Sector 3	T. Spd	Elapsed	Lap D	Time	Sector 1	Sector 2	Sector 3	T. Spd	Elapsed
1	2:07.806	51.151	42.077	34.578	131.5	2:07.806	1	1:54.930	45.311	37.872	31.747	131.5	1:54.930
2	2:06.430	48.101	43.631	34.698	170.0	4:14.236	2	1:52.518	43.626	37.127	31.765	203.7	3:47.448
3	2:06.789	47.550	44.062	35.177	171.1	6:21.025	3	1:52.673	43.438	37.391	31.844	177.6	5:40.121
4	2:07.261	48.381	43.902	34.978	170.8	8:28.286	4	1:51.875	42.746	37.286	31.843	203.0	7:31.996
5	2:09.162	48.564	44.466	36.132	169.2	10:37.448	5	1:56.870	45.347	39.289	32.234	207.6	9:28.866
6	2:09.379	48.680	44.485	36.214	153.8	12:46.827	6	1:54.184	43.880	37.977	32.327	193.2	11:23.050
7	2:09.089	50.289	43.266	35.534	166.6	14:55.916	7	1:54.177	43.699	38.310	32.168	192.1	13:17.227
8	2:05.752	47.666	42.924	35.162	174.7	17:01.668	8	1:53.856	43.698	38.457	31.701	201.4	15:11.083
9	2:07.106	49.225	43.079	34.802	154.5	19:08.774	9	1:53.073	43.682	37.905	31.486	198.1	17:04.156
10	2:05.318	47.576	43.075	34.667	167.4	21:14.092	10	1:55.155	44.478	38.511	32.166	188.1	18:59.311
11	2:06.981	48.021	43.753	35.207	176.4	23:21.073	11	1:53.378	43.458	38.430	31.490	201.1	20:52.689
12	2:07.904	49.289	43.572	35.043	166.9	25:28.977	12	1:53.199	43.064	38.022	32.113	204.1	22:45.888
13							13	1:53.449	43.253	38.276	31.920	204.9	24:39.337
14							14	1:54.901	44.016	38.891	31.994	197.4	26:34.238

34

John Bussey

7c

Brian Jolliffe

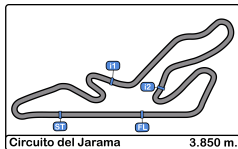
9

Cooper T43

Cooper T45

Lap D	Time	Sector 1	Sector 2	Sector 3	T. Spd	Elapsed	Lap D	Time	Sector 1	Sector 2	Sector 3	T. Spd	Elapsed
1	2:08.002	52.057	41.548	34.397	125.0	2:08.002	1	2:26.646	1:10.248	41.346	35.052	137.4	2:26.646
2	2:01.089	46.487	40.455	34.147	178.8	4:09.091	2	2:03.256	46.688	40.804	35.764	188.1	4:29.902
3	2:00.759	46.678	40.463	33.618	173.0	6:09.850	3	2:01.808	46.718	41.417	33.673	192.5	6:31.710
4	2:00.322	46.293	40.279	33.750	175.0	8:10.172	4	2:02.548	47.829	40.699	34.020	179.7	8:34.258
5	2:01.158	46.739	40.387	34.032	188.4	10:11.330	5	2:02.500	47.254	40.817	34.429	179.7	10:36.758
6	2:01.952	46.585	40.956	34.411	186.2	12:13.282	6	2:01.287	46.104	40.345	34.838	183.3	12:38.045
7	2:01.985	47.127	40.486	34.372	159.2	14:15.267	7	2:04.024	47.906	41.657	34.461	168.7	14:42.069
8	2:04.633	47.532	42.370	34.731	157.8	16:19.900	8	2:04.120	47.748	42.528	33.844	161.1	16:46.189
9	2:05.190	47.703	42.553	34.934	164.1	18:25.090	9	2:02.370	47.634	41.012	33.724	177.9	18:48.559
10	2:04.728	47.312	41.933	35.483	175.6	20:29.818	10	2:03.528	48.294	41.258	33.976	183.6	20:52.087
11	2:07.210	48.993	42.938	35.279	142.1	22:37.028	11	1:57.443	45.411	39.284	32.748	179.1	22:49.530
12	2:08.140	48.852	43.245	36.043	147.3	24:45.168	12	1:59.375	45.195	40.520	33.660	195.6	24:48.905
13	2:07.743	48.920	43.179	35.644	158.1	26:52.911	13	2:00.801	45.909	41.725	33.167	190.1	26:49.706





Circuito del Jarama
Historic Grand Prix Cars
Race - 2
Tiempos Por Vuelta



53 Justin Maeers 12

Cooper T53

Lap	D	Time	Sector 1	Sector 2	Sector 3	T. Spd	Elapsed
1		1:54.892	45.680	37.793	31.419	145.9	1:54.892
2		1:50.031	42.355	36.856	30.820	218.6	3:44.923
3		1:50.705	42.617	36.925	31.163	221.3	5:35.628
4		1:51.945	42.945	37.362	31.638	206.5	7:27.573
5		1:51.532	43.113	37.216	31.203	188.8	9:19.105
6		2:10.011 P	42.580	37.034	50.397	213.0	11:29.116

73 Tom Dark 7b

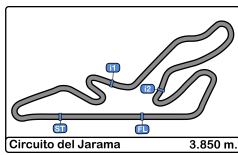
Cooper T51

Lap	D	Time	Sector 1	Sector 2	Sector 3	T. Spd	Elapsed
1		1:52.490	44.503	37.502	30.485	143.8	1:52.490
2		1:52.611	45.304	36.729	30.578	219.0	3:45.101
3		1:49.874	41.750	37.177	30.947	213.4	5:34.975
4		1:49.962	41.908	36.973	31.081	216.4	7:24.937
5		1:50.009	42.544	36.946	30.519	205.3	9:14.946
6		1:48.851	41.501	36.960	30.390	219.5	11:03.797
7		1:48.900	41.561	37.199	30.140	217.7	12:52.697
8		1:49.779	42.092	36.429	31.258	214.7	14:42.476
9		1:47.929	41.341	36.017	30.571	221.7	16:30.405
10		1:47.752	41.530	36.080	30.142	222.2	18:18.157
11		1:47.480	41.370	36.150	29.960	225.9	20:05.637
12		1:49.313	42.193	36.723	30.397	219.5	21:54.950
13		1:47.543	41.511	36.092	29.940	222.2	23:42.493
14		1:47.935	41.644	35.921	30.370	213.8	25:30.428

91 Chris Drake 10

Cooper T71/73

Lap	D	Time	Sector 1	Sector 2	Sector 3	T. Spd	Elapsed
1		1:53.934	44.701	37.961	31.272	132.1	1:53.934
2		1:50.057	42.224	37.107	30.726	205.3	3:43.991
3		1:51.509	42.418	37.351	31.740	198.8	5:35.500
4		1:50.157	41.766	36.922	31.469	204.5	7:25.657
5		1:50.787	43.972	36.606	30.209	196.3	9:16.444
6		1:48.426	41.655	36.450	30.321	213.0	11:04.870
7		1:48.357	41.773	36.392	30.192	207.2	12:53.227
8		1:49.673	41.858	36.648	31.167	210.1	14:42.900
9		1:48.005	41.762	36.007	30.236	206.5	16:30.905
10		1:47.908	41.356	36.310	30.242	217.7	18:18.813
11		1:47.910	41.316	36.262	30.332	211.3	20:06.723
12		1:49.583	41.904	37.356	30.323	204.1	21:56.306
13		1:48.061	41.543	36.261	30.257	213.8	23:44.367
14		1:49.729	42.142	36.628	30.959	187.1	25:34.096



Circuito del Jarama
Historic Grand Prix Cars
Race - 2
Análisis



Num	Lap Time	Gap
Lap 1		
22	1:49.055	
40	1:50.544	01.489
2	1:51.385	02.330
73	1:52.490	03.435
12	1:53.107	04.052
91	1:53.934	04.879
53	1:54.892	05.837
42	1:54.930	05.875
3	1:56.687	07.632
31	1:56.856	07.801
21	2:02.026	12.971
8	2:02.578	13.523
19	2:05.716	16.661
32	2:07.806	18.751
34	2:08.002	18.947
47	2:26.646	37.591
11	2:27.257	38.202

Num	Lap Time	Gap
Lap 2		
22	1:47.053	
40	1:48.794	03.230
2	1:48.754	04.031
12	1:50.515	07.514
91	1:50.057	07.883
53	1:50.031	08.815
73	1:52.611	08.993
42	1:52.518	11.340
3	1:50.997	11.576
31	1:56.398	17.146
21	1:59.620	25.538
8	1:59.763	26.233
19	1:59.754	29.362
34	2:01.089	32.983
32	2:06.430	38.128
47	2:03.256	53.794
11	2:24.348	1:15.497

Num	Lap Time	Gap
Lap 3		
22	1:47.430	
40	1:49.525	05.325
2	1:48.841	05.442
12	1:50.445	10.529
73	1:49.874	11.437
91	1:51.509	11.962
53	1:50.705	12.090
3	1:49.360	13.506
42	1:52.673	16.583
31	1:56.716	26.432
21	2:02.076	40.184
8	2:01.657	40.460
19	1:59.617	41.549
34	2:00.759	46.312
32	2:06.789	57.487
47	2:01.808	1:08.172

Num	Lap Time	Gap
Lap 4		
22	1:48.049	
11	2:23.649	1 Lap
40	1:48.850	06.126
73	1:49.962	13.350
91	1:50.157	14.070
53	1:51.945	15.986
3	1:50.748	16.205
42	1:51.875	20.409
31	1:56.409	34.792
8	2:01.648	54.059
21	2:02.511	54.646
19	2:01.502	55.002
34	2:00.322	58.585
32	2:07.261	1:16.699
47	2:02.548	1:22.671

Num	Lap Time	Gap
Lap 5		
22	1:47.986	
40	1:49.086	07.226
73	1:50.009	15.373
91	1:50.787	16.871

Num	Lap Time	Gap
Lap 6		
22	1:47.496	
40	1:48.314	08.044
73	1:48.851	16.728
91	1:48.426	17.801
3	1:49.064	19.495
42	1:54.184	35.981
53	2:10.011	42.047
31	1:57.430	54.297
8	1:59.460	1:17.420
11	2:23.113	1 Lap
21	1:59.623	1:18.477
19	2:00.078	1:19.497
34	2:01.952	1:26.213

Num	Lap Time	Gap
Lap 7		
22	1:48.488	
47	2:01.287	1 Lap
40	1:48.687	08.243
32	2:09.379	1 Lap
73	1:48.900	17.140
91	1:48.357	17.670
3	1:48.136	19.143
42	1:54.177	41.670
31	1:57.844	1:03.653
8	1:58.977	1:27.909
21	1:58.605	1:28.594
19	1:58.643	1:29.652

Num	Lap Time	Gap
Lap 8		
22	1:48.429	
11	2:25.570	2 Laps
40	1:48.722	08.536
47	2:04.024	1 Lap
73	1:49.779	18.490
91	1:49.673	18.914
3	1:48.679	19.393
32	2:09.089	1 Lap
42	1:53.856	47.097
31	1:57.586	1:12.810
8	1:59.221	1:38.701
21	1:58.657	1:38.822
19	1:59.016	1:40.239

Num	Lap Time	Gap
Lap 9		
22	1:48.831	
34	2:04.633	1 Lap
40	1:48.469	08.174
73	1:47.929	17.588
91	1:48.005	18.088
3	1:48.920	19.482
47	2:04.120	1 Lap
11	2:27.708	2 Laps
32	2:05.752	1 Lap
42	1:53.073	51.339
31	1:58.017	1:21.996
8	1:57.626	1:47.496

Num	Lap Time	Gap
Lap 10		
22	1:47.624	
21	1:58.387	1 Lap
19	1:59.286	1 Lap
40	1:48.212	08.762
73	1:47.752	17.716
91	1:47.908	18.372
3	1:48.141	19.999
34	2:05.190	1 Lap

Num	Lap Time	Gap
Lap 11		
22	1:47.446	
40	1:49.740	11.056
8	1:59.144	1 Lap
21	1:58.590	1 Lap
19	1:58.812	1 Lap
73	1:47.480	17.750
91	1:47.910	18.836
3	1:47.472	20.025
34	2:04.728	1 Lap
47	2:03.528	1 Lap
42	1:53.378	1:04.802
32	2:05.318	1 Lap
31	1:58.923	1:44.288

Num	Lap Time	Gap
Lap 12		
22	1:49.146	
40	1:48.462	10.372
73	1:49.313	17.917
11	2:28.479	3 Laps
3	1:48.264	19.143
91	1:49.583	19.273
8	2:00.535	1 Lap
21	2:00.552	1 Lap
19	1:59.750	1 Lap
34	2:07.210	1 Lap
42	1:53.199	1:08.855
47	1:57.443	1 Lap
32	2:06.981	1 Lap

Num	Lap Time	Gap
Lap 13		
22	1:48.516	
31	1:57.656	1 Lap
40	1:48.394	10.250

Num	Lap Time	Gap
Lap 14		

Num	Lap Time	Gap
Lap 15		

Num	Lap Time	Gap
Lap 16		

Num	Lap Time	Gap
Lap 17		

Num	Lap Time	Gap
Lap 18		

Num	Lap Time	Gap
Lap 19		

Num	Lap Time	Gap
Lap 20		

Num	Lap Time	Gap
Lap 21		

Num	Lap Time	Gap
Lap 22		

Num	Lap Time	Gap
Lap 23		





Circuito del Jarama
Historic Grand Prix Cars
Race - 2
Análisis

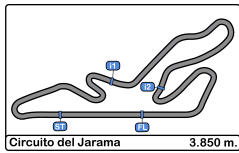


Num	Lap Time	Gap
73	1:47.543	16.944
3	1:47.212	17.839
91	1:48.061	18.818
21	1:57.029	1 Lap
8	1:58.022	1 Lap
19	1:59.664	1 Lap
11	2:27.145	3 Laps
42	1:53.449	1:13.788
34	2:08.140	1 Lap
47	1:59.375	1 Lap

Num	Lap Time	Gap
-----	----------	-----

Lap 14

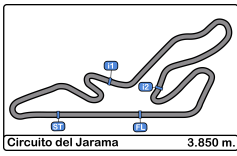
22	1:48.801	
40	1:49.159	10.608
31	1:56.733	1 Lap
32	2:07.904	2 Laps
73	1:47.935	16.078
3	1:49.581	18.619
91	1:49.729	19.746
21	1:57.650	1 Lap
8	1:57.511	1 Lap
19	2:00.050	1 Lap
42	1:54.901	1:19.888
47	2:00.801	1 Lap
34	2:07.743	1 Lap
11	2:30.666	3 Laps



Circuito del Jarama
Historic Grand Prix Cars
Race - 2
Mejores Sectores



Sector - 1			Sector - 2			Sector - 3			Ideal Lap vs Best Lap						
Clas	Nº	Driver	Time	Nº	Driver	Time	Nº	Driver	Time	Clas	Nº	Driver	Ideal Lap	Best Lap	Clas
1	3	Barry Cannell	40.807	3	Barry Cannell	35.852	3	Barry Cannell	29.906	1	3	Barry Cannell	1:46.565	1:47.212	2
2	22	Peter Horsman	40.883	22	Peter Horsman	35.918	73	Tom Dark	29.940	2	22	Peter Horsman	1:46.867	1:47.053	1
3	91	Chris Drake	41.316	73	Tom Dark	35.921	22	Peter Horsman	30.066	3	73	Tom Dark	1:47.202	1:47.480	3
4	73	Tom Dark	41.341	91	Chris Drake	36.007	40	Joaquin Folch-Rusinol	30.143	4	91	Chris Drake	1:47.515	1:47.908	4
5	40	Joaquin Folch-Rusinol	41.474	2	Rod Jolley	36.196	91	Chris Drake	30.192	5	40	Joaquin Folch-Rusinol	1:47.848	1:48.212	5
6	2	Rod Jolley	42.046	40	Joaquin Folch-Rusinol	36.231	2	Rod Jolley	30.339	6	2	Rod Jolley	1:48.581	1:48.754	6
7	53	Justin Maeers	42.355	53	Justin Maeers	36.856	53	Justin Maeers	30.820	7	53	Justin Maeers	1:50.031	1:50.031	7
8	12	Rudi Friedrichs	42.379	12	Rudi Friedrichs	36.896	12	Rudi Friedrichs	30.900	8	12	Rudi Friedrichs	1:50.175	1:50.445	8
9	42	James Willis	42.746	42	James Willis	37.127	42	James Willis	31.486	9	42	James Willis	1:51.359	1:51.875	9
10	31	Guillermo Fierro	44.280	31	Guillermo Fierro	37.947	31	Guillermo Fierro	32.145	10	31	Guillermo Fierro	1:54.372	1:56.398	10
11	8	Tony Ditheridge	44.350	8	Tony Ditheridge	39.036	8	Tony Ditheridge	32.652	11	8	Tony Ditheridge	1:56.038	1:57.511	13
12	21	Ian Nuthall	44.974	21	Ian Nuthall	39.274	47	Brian Jolliffe	32.748	12	21	Ian Nuthall	1:57.029	1:57.029	11
13	47	Brian Jolliffe	45.195	47	Brian Jolliffe	39.284	21	Ian Nuthall	32.781	13	47	Brian Jolliffe	1:57.227	1:57.443	12
14	19	Paul Grant	45.696	19	Paul Grant	39.706	19	Paul Grant	32.784	14	19	Paul Grant	1:58.186	1:58.643	14
15	34	John Bussey	46.293	34	John Bussey	40.279	34	John Bussey	33.618	15	34	John Bussey	2:00.190	2:00.322	15
16	32	Guy Plante	47.550	32	Guy Plante	42.077	32	Guy Plante	34.578	16	32	Guy Plante	2:04.205	2:05.318	16
17	11	John Gillett	53.838	11	John Gillett	48.471	11	John Gillett	40.219	17	11	John Gillett	2:22.528	2:23.113	17



Circuito del Jarama
Historic Grand Prix Cars
Race - 2
Secuencia Lider



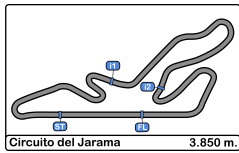
<u>Nº</u>	<u>Driver</u>	<u>Car</u>	<u>Class</u>	<u>Start Lap</u>	<u>End Lap</u>	<u>Laps</u>	<u>Total Laps</u>
22	Peter Horsman	Lotus 18/21	12	1	14	14	14



Circuito del Jarama
 Historic Grand Prix Cars
 Race - 2
 5 Mejores Tiempos



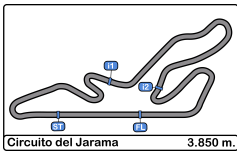
Cls	Nº	Driver	Car	Class	Best 1		Best 2		Best 3		Best 4		Best 5	
					Time	Lap	Time	Lap	Time	Lap	Time	Lap	Time	Lap
1	22	Peter Horsman	Lotus 18/21	12	1:47.053	2	1:47.430	3	1:47.446	11	1:47.496	6	1:47.624	10
2	3	Barry Cannell	Brabham BT11	12	1:47.212	13	1:47.472	11	1:48.136	7	1:48.141	10	1:48.264	12
3	73	Tom Dark	Cooper T51	7b	1:47.480	11	1:47.543	13	1:47.752	10	1:47.929	9	1:47.935	14
4	91	Chris Drake	Cooper T71/73	10	1:47.908	10	1:47.910	11	1:48.005	9	1:48.061	13	1:48.357	7
5	40	Joaquin Folch-Rusinol	Lotus 16 365	7a	1:48.212	10	1:48.314	6	1:48.394	13	1:48.462	12	1:48.469	9
6	2	Rod Jolley	Cooper T45/51	7b	1:48.754	2	1:48.841	3	1:51.385	1				
7	53	Justin Maeers	Cooper T53	12	1:50.031	2	1:50.705	3	1:51.532	5	1:51.945	4	1:54.892	1
8	12	Rudi Friedrichs	Cooper T53	7b	1:50.445	3	1:50.515	2	1:53.107	1				
9	42	James Willis	Cooper T45	9	1:51.875	4	1:52.518	2	1:52.673	3	1:53.073	9	1:53.199	12
10	31	Guillermo Fierro	Maserati 250F	6	1:56.398	2	1:56.409	4	1:56.716	3	1:56.733	13	1:56.856	1
11	21	Ian Nuthall	Alfa F2	5	1:57.029	12	1:57.650	13	1:58.387	9	1:58.590	10	1:58.605	7
12	47	Brian Jolliffe	Cooper T45	9	1:57.443	11	1:59.375	12	2:00.801	13	2:01.287	6	2:01.808	3
13	8	Tony Ditheridge	Cooper T45	9	1:57.511	13	1:57.626	9	1:58.022	12	1:58.977	7	1:59.144	10
14	19	Paul Grant	Cooper Bristol	5	1:58.643	7	1:58.812	10	1:59.016	8	1:59.286	9	1:59.617	3
15	34	John Bussey	Cooper T43	7c	2:00.322	4	2:00.759	3	2:01.089	2	2:01.158	5	2:01.952	6
16	32	Guy Plante	Cooper Bristol	5	2:05.318	10	2:05.752	8	2:06.430	2	2:06.789	3	2:06.981	11
17	11	John Gillett	MG K3	1	2:23.113	5	2:23.649	3	2:24.348	2	2:25.570	6	2:26.516	4



Circuito del Jarama
 Historic Grand Prix Cars
 Race - 2
 5 Mejores Velocidades



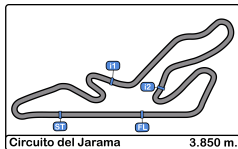
Cls	Nº	Driver	Car	Class	Top 1		Top 2		Top 3		Top 4		Top 5		Avg
					Km/h	Lap	Km/h	Lap	Km/h	Lap	Km/h	Lap	Km/h	Lap	
1	3	Barry Cannell	Brabham BT11	12	229.2	13	225.9	14	217.7	4	215.1	7	215.1	8	220.6
2	73	Tom Dark	Cooper T51	7b	225.9	11	222.2	10	222.2	13	221.7	9	219.5	6	222.3
3	22	Peter Horsman	Lotus 18/21	12	223.1	6	219.5	2	217.7	11	217.7	13	216.4	4	218.9
4	53	Justin Maeers	Cooper T53	12	221.3	3	218.6	2	213.0	6	206.5	4	188.8	5	209.6
5	91	Chris Drake	Cooper T71/73	10	217.7	10	213.8	13	213.0	6	211.3	11	210.1	8	213.2
6	2	Rod Jolley	Cooper T45/51	7b	210.5	3	209.7	2	195.6	4	124.7	1			185.1
7	42	James Willis	Cooper T45	9	207.6	5	204.9	13	204.1	12	203.7	2	203.0	4	204.7
8	40	Joaquin Folch-Rusinol	Lotus 16 365	7a	205.7	11	204.9	12	204.5	5	204.1	4	203.7	8	204.6
9	31	Guillermo Fierro	Maserati 250F	6	196.7	10	192.1	6	190.8	13	187.8	9	187.5	3	191.0
10	47	Brian Jolliffe	Cooper T45	9	195.6	12	192.5	3	190.1	13	188.1	2	183.6	10	190.0
11	19	Paul Grant	Cooper Bristol	5	194.9	9	193.2	8	189.1	3	189.1	5	189.1	10	191.1
12	12	Rudi Friedrichs	Cooper T53	7b	192.8	3	191.8	4	189.1	2	131.8	1			176.4
13	8	Tony Ditheridge	Cooper T45	9	192.5	12	187.5	10	186.5	9	186.5	13	185.5	8	187.7
14	21	Ian Nuthall	Alta F2	5	191.1	12	189.8	10	189.1	7	189.1	8	188.4	5	189.5
15	34	John Bussey	Cooper T43	7c	188.4	5	186.2	6	178.8	2	175.6	10	175.0	4	180.8
16	32	Guy Plante	Cooper Bristol	5	176.4	11	174.7	8	171.1	3	170.8	4	170.0	2	172.6
17	11	John Gillett	MG K3	1	155.8	5	142.8	9	141.1	8	138.6	10	136.1	2	142.9



Circuito del Jarama
Historic Grand Prix Cars
Race - 2
Secuencia Vueltas Rápidas



Lap	Time of Day	Session Time	Nº	Driver	Car	Class	Time	Km/h
2	17:26:26.231	2:03:36.231	22	Peter Horsman	Lotus 18/21	12	1:47.053	129.4

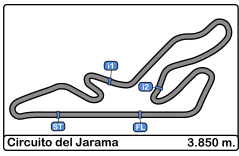


Circuito del Jarama
Historic Grand Prix Cars
Race - 2



Mejor Maxima Velocidad del Evento

Nº	Driver	Car	Class	Km/h	Session
40	Joaquin Folch-Rusinol	Lotus 16 365	7a	234.7	Qualifying
22	Peter Horsman	Lotus 18/21	12	231.7	Qualifying
3	Barry Cannell	Brabham BT11A	12	229.2	Race - 2
73	Tom Dark	Cooper T51	7b	225.9	Race - 2
53	Justin Maeers	Cooper T53	12	221.3	Race - 2
91	Chris Drake	Cooper T71/73	10	217.7	Race - 2
14	Richard Wilson	Cooper T51	7b	212.5	Qualifying
42	James Willis	Cooper T45	9	210.9	Qualifying
2	Rod Jolley	Cooper T45/51	7b	210.5	Qualifying
27	Steve Hart (Chris Wilson)	Cooper T51	9	210.1	Free practice
31	Guillermo Fierro	Maserati 250F 2523	6	206.1	Qualifying
8	Tony Ditheridge	Cooper T45	9	201.4	Free practice
47	Brian Jolliffe	Cooper T45	9	198.1	Qualifying
19	Paul Grant	Cooper Bristol Mk 2 3/52	5	194.9	Race - 2
12	Rudi Friedrichs	Cooper T53	7b	192.8	Race - 2
248	Klaus Lehr	Maserati 250F CM5	6	191.8	Qualifying
21	Ian Nuthall	Alta F2	5	191.1	Race - 2
34	John Bussey	Cooper T43	7c	188.4	Race - 2
32	Guy Plante	Cooper Bristol	5	176.4	Race - 2
30	Julian Bronson	Scarab Offenhauser	8	166.9	Free practice
11	John Gillett	MG K3	1	155.8	Race - 2

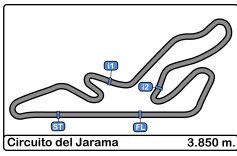


Circuito del Jarama
Historic Grand Prix Cars
Race - 2
Cuentavueltas



LAP

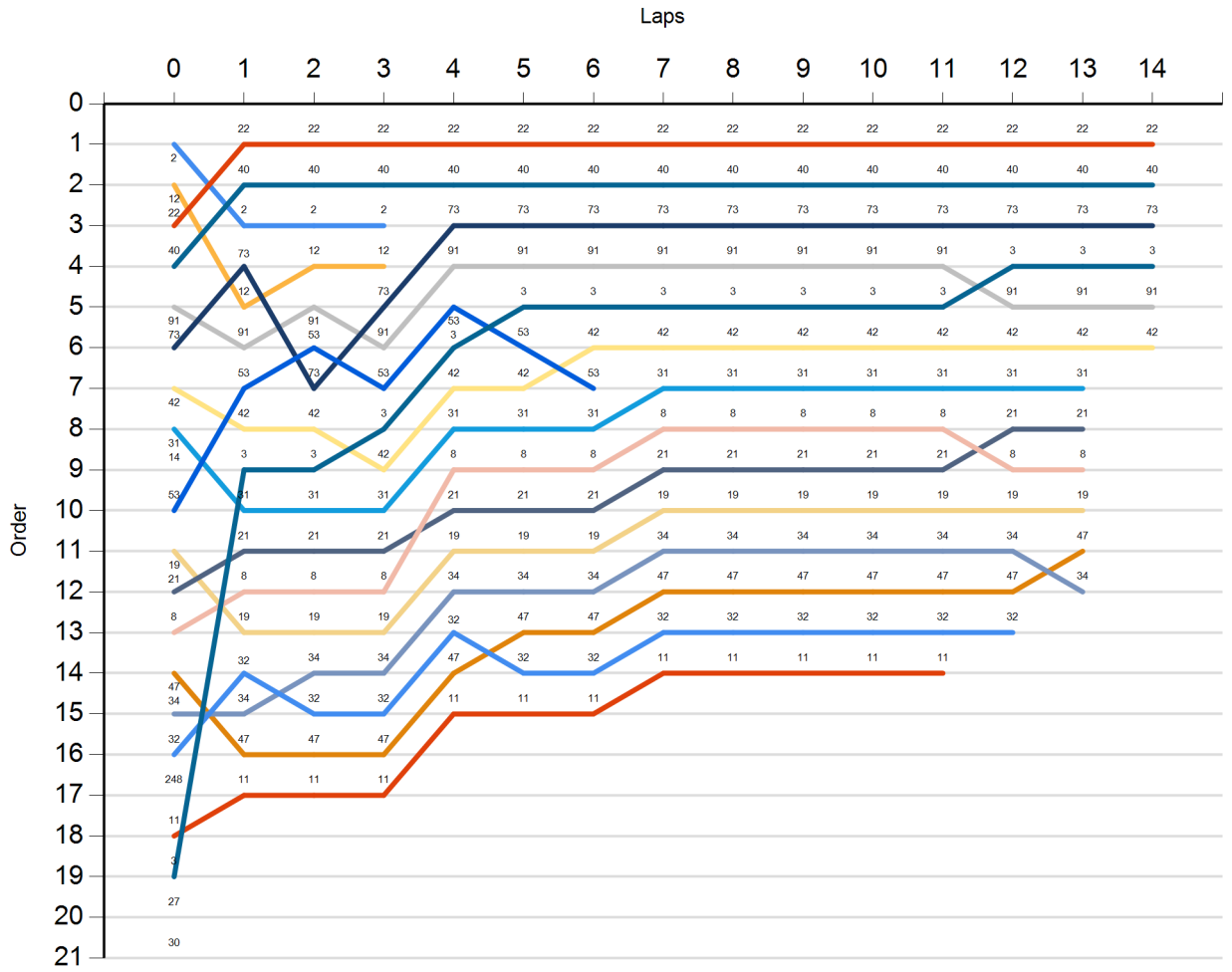
Nr	Pos	Grid	1	2	3	4	5	6	7	8	9	10	11	12	13	14
2	1	2	22	22	22	22	22	22	22	22	22	22	22	22	22	22
12	2	12	40	40	40	40	40	40	40	40	40	40	40	40	40	40
22	3	22	2	2	2	73	73	73	73	73	73	73	73	73	73	73
40	4	40	73	12	12	91	91	91	91	91	91	91	91	3	3	3
91	5	91	12	91	73	53	3	3	3	3	3	3	3	91	91	91
73	6	73	91	53	91	3	53	42	42	42	42	42	42	42	42	42
42	7	42	53	73	53	42	42	53	31	31	31	31	31	31	31	31
31	8	31	42	42	3	31	31	31	8	8	8	8	8	21	21	21
14	9	14	3	3	42	8	8	8	21	21	21	21	21	8	8	8
53	10	53	31	31	31	21	21	21	19	19	19	19	19	19	19	19
19	11	19	21	21	21	19	19	19	34	34	34	34	34	34	47	47
21	12	21	8	8	8	34	34	34	47	47	47	47	47	47	34	34
8	13	8	19	19	19	32	47	47	32	32	32	32	32	32	32	32
47	14	47	32	34	34	47	32	32	11	11	11	11	11	11	11	11
34	15	34	34	32	32	11	11	11								
32	16	32	47	47	47											
248	17	248	11	11	11											
11	18	11														
3	19	3														
27	20	27														
30	21	30														

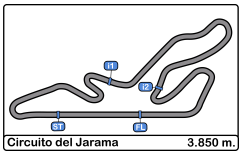


Circuito del Jarama
 Historic Grand Prix Cars
 Race - 2
 Cuentavueltas Gráfico



- 2
- 12
- 22
- 40
- 91
- 73
- 42
- 31
- 14
- 53
- 19
- 21
- 8
- 47
- 34
- 32
- 248
- 11
- 3
- 27
- 30





Circuito del Jarama
Historic Grand Prix Cars
Race - 2
Tiempos Parada en Pit



Nº	In Day Time	Driver	Car	Class	In Time	Stop Nº	Pit Time	Handicap	Penalty
----	-------------	--------	-----	-------	---------	---------	----------	----------	---------