

**Circuito del Jarama**  
**Historic Grand Prix Cars**  
**Race - 1**




**Resultados Provisionales**

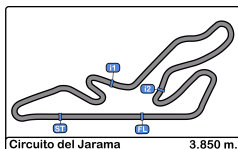
| Cls   | Nº  | Driver                    | Car                      | Class | Cls | Laps | Total Time       | Gap      | Interval | Km/h  | Best | Time     | Km/h  |
|---|-----|---------------------------|--------------------------|-------|-----|------|------------------|----------|----------|-------|------|----------|-------|
| 1   | 2   | Rod Jolley                | Cooper T45/51            | 7b    | 1   | 13   | <b>26:51.975</b> |          |          | 111.7 | 9    | 2:00.586 | 114.9 |
| 2   | 12  | Rudi Friedrichs           | Cooper T53               | 7b    | 2   | 13   | <b>26:58.348</b> | 6.373    | 6.373    | 111.3 | 12   | 2:00.942 | 114.6 |
| 3   | 22  | Peter Horsman             | Lotus 18/21              | 12    | 1   | 13   | <b>27:09.007</b> | 17.032   | 10.659   | 110.6 | 10   | 2:01.002 | 114.5 |
| 4   | 40  | Joaquin Folch-Rusinol     | Lotus 16 365             | 7a    | 1   | 13   | <b>27:09.388</b> | 17.413   | 0.381    | 110.5 | 6    | 2:03.193 | 112.5 |
| 5   | 91  | Chris Drake               | Cooper T71/73            | 10    | 1   | 13   | <b>27:23.107</b> | 31.132   | 13.719   | 109.6 | 12   | 2:02.389 | 113.2 |
| 6   | 73  | Tom Dark                  | Cooper T51               | 7b    | 3   | 13   | <b>27:27.948</b> | 35.973   | 4.841    | 109.3 | 12   | 2:02.035 | 113.5 |
| 7   | 42  | James Willis              | Cooper T45               | 9     | 1   | 13   | <b>27:29.837</b> | 37.862   | 1.889    | 109.2 | 13   | 2:02.994 | 112.6 |
| 8   | 31  | Guillermo Fierro          | Maserati 250F 2523       | 6     | 1   | 13   | <b>27:30.967</b> | 38.992   | 1.130    | 109.1 | 12   | 2:03.576 | 112.1 |
| 9   | 14  | Richard Wilson            | Cooper T51               | 7b    | 4   | 13   | <b>27:36.531</b> | 44.556   | 5.564    | 108.7 | 12   | 2:03.909 | 111.8 |
| 10  | 53  | Justin Maeers             | Cooper T53               | 12    | 2   | 13   | <b>28:19.335</b> | 1:27.360 | 42.804   | 106.0 | 8    | 2:06.711 | 109.3 |
| 11  | 19  | Paul Grant                | Cooper Bristol Mk 2 3/52 | 5     | 1   | 13   | <b>28:39.293</b> | 1:47.318 | 19.958   | 104.7 | 13   | 2:08.810 | 107.6 |
| 12  | 21  | Ian Nuthall               | Alta F2                  | 5     | 2   | 13   | <b>28:40.681</b> | 1:48.706 | 1.388    | 104.7 | 12   | 2:07.438 | 108.7 |
| 13  | 8   | Tony Ditheridge           | Cooper T45               | 9     | 2   | 12   | <b>27:02.542</b> | 1 Lap    | 1 Lap    | 102.5 | 10   | 2:12.208 | 104.8 |
| 14  | 47  | Brian Jolliffe            | Cooper T45               | 9     | 3   | 12   | <b>27:21.537</b> | 1 Lap    | 18.995   | 101.3 | 12   | 2:11.662 | 105.2 |
| 15  | 34  | John Bussey               | Cooper T43               | 7c    | 1   | 12   | <b>27:31.949</b> | 1 Lap    | 10.412   | 100.6 | 11   | 2:14.660 | 102.9 |
| 16  | 32  | Guy Plante                | Cooper Bristol           | 5     | 3   | 12   | <b>28:43.301</b> | 1 Lap    | 1:11.352 | 96.5  | 12   | 2:18.636 | 99.9  |
| 17  | 248 | Klaus Lehr                | Maserati 250F CM5        | 6     | 2   | 11   | <b>24:01.811</b> | 2 Laps   | 1 Lap    | 105.7 | 8    | 2:07.037 | 109.1 |
| 18  | 11  | John Gillett              | MG K3                    | 1     | 1   | 10   | <b>27:01.712</b> | 3 Laps   | 1 Lap    | 85.4  | 9    | 2:37.186 | 88.1  |
| <b>Not classified: (Requirements: 75% of number laps of leader = 10 Laps)</b> |     |                           |                          |       |     |      |                  |          |          |       |      |          |       |
|   | 3   | Barry Cannell             | Brabham BT11A            | 12    |     | 3    |                  |          |          |       |      |          |       |
|   | 27  | Steve Hart (Chris Wilson) | Cooper T51               | 9     |     | 4    |                  |          |          |       |      |          |       |
|   | 30  | Julian Bronson            | Scarab Offenhauser       | 8     |     | 1    |                  |          |          |       |      |          |       |

**Fastest lap Rod Jolley in 2:00.586 at 114.9 Km/h in lap 9**

Published at:.....

|                  |                       |   |
|------------------|-----------------------|---|
| <b>Stewards:</b> | <b>Race Director:</b> | <b>Timekeeper:</b><br> |
|------------------|-----------------------|---|





**Circuito del Jarama**  
**Historic Grand Prix Cars**  
**Race - 1**



**Resultados Provisionales por categoria**

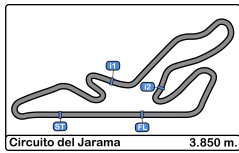
| Cla   | Nº  | Driver                    | Car                      | Class | Cls | Laps | Total Time | Gap      | Interval | Km/h  | Best | Time     | Km/h  |
|---|-----|---------------------------|--------------------------|-------|-----|------|------------|----------|----------|-------|------|----------|-------|
| <b>1</b>  |     |                           |                          |       |     |      |            |          |          |       |      |          |       |
| 1   | 11  | John Gillett              | MG K3                    | 1     | 1   | 10   | 27:01.712  |          |          | 85.4  | 9    | 2:37.186 | 88.1  |
| <b>10</b>   |     |                           |                          |       |     |      |            |          |          |       |      |          |       |
| 1   | 91  | Chris Drake               | Cooper T71/73            | 10    | 1   | 13   | 27:23.107  |          |          | 109.6 | 12   | 2:02.389 | 113.2 |
| <b>12</b>   |     |                           |                          |       |     |      |            |          |          |       |      |          |       |
| 1   | 22  | Peter Horsman             | Lotus 18/21              | 12    | 1   | 13   | 27:09.007  |          |          | 110.6 | 10   | 2:01.002 | 114.5 |
| 2   | 53  | Justin Maeers             | Cooper T53               | 12    | 2   | 13   | 28:19.335  | 1:27.360 | 1:10.328 | 106.0 | 8    | 2:06.711 | 109.3 |
| <b>Not classified: (Requirements: 75% of number laps of leader = 10 Laps)</b> |     |                           |                          |       |     |      |            |          |          |       |      |          |       |
| 3   | 3   | Barry Cannell             | Brabham BT11A            | 12    | 3   |      |            |          |          |       |      |          |       |
| <b>5</b>  |     |                           |                          |       |     |      |            |          |          |       |      |          |       |
| 1   | 19  | Paul Grant                | Cooper Bristol Mk 2 3/52 | 5     | 1   | 13   | 28:39.293  |          |          | 104.7 | 13   | 2:08.810 | 107.6 |
| 2   | 21  | Ian Nuthall               | Alta F2                  | 5     | 2   | 13   | 28:40.681  | 1:48.706 | 1.388    | 104.7 | 12   | 2:07.438 | 108.7 |
| 3   | 32  | Guy Plante                | Cooper Bristol           | 5     | 3   | 12   | 28:43.301  | 1 Lap    | 1 Lap    | 96.5  | 12   | 2:18.636 | 99.9  |
| <b>6</b>  |     |                           |                          |       |     |      |            |          |          |       |      |          |       |
| 1   | 31  | Guillermo Fierro          | Maserati 250F 2523       | 6     | 1   | 13   | 27:30.967  |          |          | 109.1 | 12   | 2:03.576 | 112.1 |
| 2   | 248 | Klaus Lehr                | Maserati 250F CM5        | 6     | 2   | 11   | 24:01.811  | 2 Laps   | 2 Laps   | 105.7 | 8    | 2:07.037 | 109.1 |
| <b>7a</b>   |     |                           |                          |       |     |      |            |          |          |       |      |          |       |
| 1   | 40  | Joaquin Folch-Rusinol     | Lotus 16 365             | 7a    | 1   | 13   | 27:09.388  |          |          | 110.5 | 6    | 2:03.193 | 112.5 |
| <b>7b</b>   |     |                           |                          |       |     |      |            |          |          |       |      |          |       |
| 1   | 2   | Rod Jolley                | Cooper T45/51            | 7b    | 1   | 13   | 26:51.975  |          |          | 111.7 | 9    | 2:00.586 | 114.9 |
| 2   | 12  | Rudi Friedrichs           | Cooper T53               | 7b    | 2   | 13   | 26:58.348  | 6.373    | 6.373    | 111.3 | 12   | 2:00.942 | 114.6 |
| 3   | 73  | Tom Dark                  | Cooper T51               | 7b    | 3   | 13   | 27:27.948  | 35.973   | 29.600   | 109.3 | 12   | 2:02.035 | 113.5 |
| 4   | 14  | Richard Wilson            | Cooper T51               | 7b    | 4   | 13   | 27:36.531  | 44.556   | 8.583    | 108.7 | 12   | 2:03.909 | 111.8 |
| <b>7c</b>   |     |                           |                          |       |     |      |            |          |          |       |      |          |       |
| 1   | 34  | John Bussey               | Cooper T43               | 7c    | 1   | 12   | 27:31.949  |          |          | 100.6 | 11   | 2:14.660 | 102.9 |
| <b>8</b>  |     |                           |                          |       |     |      |            |          |          |       |      |          |       |
| <b>Not classified: (Requirements: 75% of number laps of leader = 10 Laps)</b> |     |                           |                          |       |     |      |            |          |          |       |      |          |       |
| 30  | 30  | Julian Bronson            | Scarab Offenhauser       | 8     | 1   |      |            |          |          |       |      |          |       |
| <b>9</b>  |     |                           |                          |       |     |      |            |          |          |       |      |          |       |
| 1   | 42  | James Willis              | Cooper T45               | 9     | 1   | 13   | 27:29.837  |          |          | 109.2 | 13   | 2:02.994 | 112.6 |
| 2   | 8   | Tony Ditheridge           | Cooper T45               | 9     | 2   | 12   | 27:02.542  | 1 Lap    | 1 Lap    | 102.5 | 10   | 2:12.208 | 104.8 |
| 3   | 47  | Brian Jolliffe            | Cooper T45               | 9     | 3   | 12   | 27:21.537  | 1 Lap    | 18.995   | 101.3 | 12   | 2:11.662 | 105.2 |
| <b>Not classified: (Requirements: 75% of number laps of leader = 10 Laps)</b> |     |                           |                          |       |     |      |            |          |          |       |      |          |       |
| 27  | 27  | Steve Hart (Chris Wilson) | Cooper T51               | 9     | 4   |      |            |          |          |       |      |          |       |

**Fastest lap Rod Jolley in 2:00.586 at 114.9 Km/h in lap 9**

Published at:.....

|                  |                       |                        |
|------------------|-----------------------|------------------------|
| <b>Stewards:</b> | <b>Race Director:</b> | <b>Timekeeper:</b><br> |
|------------------|-----------------------|------------------------|



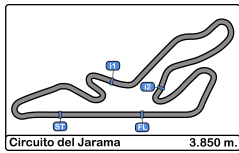


Circuito del Jarama  
Historic Grand Prix Cars  
Race - 1



Clasificación Provisional por Vuelta Rápida de Piloto

| Cls | Nº | Driver                | Car                      | Class | Cls | Laps | Best | Time     | Gap    | Interval | Km/h  |
|-----|----|-----------------------|--------------------------|-------|-----|------|------|----------|--------|----------|-------|
| 1   | 2  | Rod Jolley            | Cooper T45/51            | 7b    | 1   | 13   | 9    | 2:00.586 |        |          | 114.9 |
| 2   | 12 | Rudi Friedrichs       | Cooper T53               | 7b    | 2   | 13   | 12   | 2:00.942 | 0.356  | 0.356    | 114.6 |
| 3   | 22 | Peter Horsman         | Lotus 18/21              | 12    | 1   | 13   | 10   | 2:01.002 | 0.416  | 0.060    | 114.5 |
| 4   | 73 | Tom Dark              | Cooper T51               | 7b    | 3   | 13   | 12   | 2:02.035 | 1.449  | 1.033    | 113.5 |
| 5   | 91 | Chris Drake           | Cooper T71/73            | 10    | 1   | 13   | 12   | 2:02.389 | 1.803  | 0.354    | 113.2 |
| 6   | 42 | James Willis          | Cooper T45               | 9     | 1   | 13   | 13   | 2:02.994 | 2.408  | 0.605    | 112.6 |
| 7   | 40 | Joaquin Folch-Rusinol | Lotus 16 365             | 7a    | 1   | 13   | 6    | 2:03.193 | 2.607  | 0.199    | 112.5 |
| 8   | 31 | Guillermo Fierro      | Maserati 250F 2523       | 6     | 1   | 13   | 12   | 2:03.576 | 2.990  | 0.383    | 112.1 |
| 9   | 14 | Richard Wilson        | Cooper T51               | 7b    | 4   | 13   | 12   | 2:03.909 | 3.323  | 0.333    | 111.8 |
| 10  | 53 | Justin Maeers         | Cooper T53               | 12    | 2   | 13   | 8    | 2:06.711 | 6.125  | 2.802    | 109.3 |
| 11  | 24 | Klaus Lehr            | Maserati 250F CM5        | 6     | 2   | 11   | 8    | 2:07.037 | 6.451  | 0.326    | 109.1 |
| 12  | 21 | Ian Nuthall           | Alta F2                  | 5     | 1   | 13   | 12   | 2:07.438 | 6.852  | 0.401    | 108.7 |
| 13  | 19 | Paul Grant            | Cooper Bristol Mk 2 3/52 | 5     | 2   | 13   | 13   | 2:08.810 | 8.224  | 1.372    | 107.6 |
| 14  | 47 | Brian Jolliffe        | Cooper T45               | 9     | 2   | 12   | 12   | 2:11.662 | 11.076 | 2.852    | 105.2 |
| 15  | 8  | Tony Ditheridge       | Cooper T45               | 9     | 3   | 12   | 10   | 2:12.208 | 11.622 | 0.546    | 104.8 |
| 16  | 34 | John Bussey           | Cooper T43               | 7c    | 1   | 12   | 11   | 2:14.660 | 14.074 | 2.452    | 102.9 |
| 17  | 32 | Guy Plante            | Cooper Bristol           | 5     | 3   | 12   | 12   | 2:18.636 | 18.050 | 3.976    | 99.9  |
| 18  | 11 | John Gillett          | MG K3                    | 1     | 1   | 10   | 9    | 2:37.186 | 36.600 | 18.550   | 88.1  |

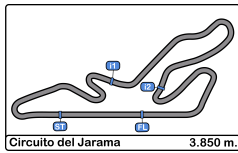


**Circuito del Jarama**  
**Historic Grand Prix Cars**  
**Race - 1**



**Distancia y Velocidad Media**

| Cls   | Nº  | Driver                    | Car                      | Class | Cls | Laps | Distance | Total Time | Km/h  |
|---|-----|---------------------------|--------------------------|-------|-----|------|----------|------------|-------|
| 1   | 2   | Rod Jolley                | Cooper T45/51            | 7b    | 1   | 13   | 50.05    | 26:51.975  | 111.7 |
| 2   | 12  | Rudi Friedrichs           | Cooper T53               | 7b    | 2   | 13   | 50.05    | 26:58.348  | 111.3 |
| 3   | 22  | Peter Horsman             | Lotus 18/21              | 12    | 1   | 13   | 50.05    | 27:09.007  | 110.6 |
| 4   | 40  | Joaquin Folch-Rusinol     | Lotus 16 365             | 7a    | 1   | 13   | 50.05    | 27:09.388  | 110.5 |
| 5   | 91  | Chris Drake               | Cooper T71/73            | 10    | 1   | 13   | 50.05    | 27:23.107  | 109.6 |
| 6   | 73  | Tom Dark                  | Cooper T51               | 7b    | 3   | 13   | 50.05    | 27:27.948  | 109.3 |
| 7   | 42  | James Willis              | Cooper T45               | 9     | 1   | 13   | 50.05    | 27:29.837  | 109.2 |
| 8   | 31  | Guillermo Fierro          | Maserati 250F 2523       | 6     | 1   | 13   | 50.05    | 27:30.967  | 109.1 |
| 9   | 14  | Richard Wilson            | Cooper T51               | 7b    | 4   | 13   | 50.05    | 27:36.531  | 108.7 |
| 10  | 53  | Justin Maeers             | Cooper T53               | 12    | 2   | 13   | 50.05    | 28:19.335  | 106.0 |
| 11  | 19  | Paul Grant                | Cooper Bristol Mk 2 3/52 | 5     | 1   | 13   | 50.05    | 28:39.293  | 104.7 |
| 12  | 21  | Ian Nuthall               | Alta F2                  | 5     | 2   | 13   | 50.05    | 28:40.681  | 104.7 |
| 13  | 8   | Tony Ditheridge           | Cooper T45               | 9     | 2   | 12   | 46.20    | 27:02.542  | 102.5 |
| 14  | 47  | Brian Jolliffe            | Cooper T45               | 9     | 3   | 12   | 46.20    | 27:21.537  | 101.3 |
| 15  | 34  | John Bussey               | Cooper T43               | 7c    | 1   | 12   | 46.20    | 27:31.949  | 100.6 |
| 16  | 32  | Guy Plante                | Cooper Bristol           | 5     | 3   | 12   | 46.20    | 28:43.301  | 96.5  |
| 17  | 248 | Klaus Lehr                | Maserati 250F CM5        | 6     | 2   | 11   | 42.35    | 24:01.811  | 105.7 |
| 18  | 11  | John Gillett              | MG K3                    | 1     | 1   | 10   | 38.50    | 27:01.712  | 85.4  |
| <b>Not classified: (Requirements: 75% of number laps of leader = 10 Laps)</b> |     |                           |                          |       |     |      |          |            |       |
|   | 3   | Barry Cannell             | Brabham BT11A            | 12    | 3   |      |          |            |       |
|   | 27  | Steve Hart (Chris Wilson) | Cooper T51               | 9     | 4   |      |          |            |       |
|   | 30  | Julian Bronson            | Scarab Offenhauser       | 8     | 1   |      |          |            |       |



**Circuito del Jarama**  
**Historic Grand Prix Cars**  
**Race - 1**  
**Tiempos Por Vuelta**



2

Rod Jolley

7b 12

Rudi Friedrichs

7b

Cooper T45/51

Cooper T53

| Lap D | Time     | Sector 1 | Sector 2 | Sector 3 | T. Spd | Elapsed   | Lap D | Time     | Sector 1 | Sector 2 | Sector 3 | T. Spd | Elapsed   |
|-------|----------|----------|----------|----------|--------|-----------|-------|----------|----------|----------|----------|--------|-----------|
| 1     | 2:12.713 | 50.898   | 45.001   | 36.814   | 125.0  | 2:12.713  | 1     | 2:09.329 | 50.690   | 43.249   | 35.390   | 136.8  | 2:09.329  |
| 2     | 2:04.383 | 47.491   | 41.700   | 35.192   | 162.8  | 4:17.096  | 2     | 2:06.895 | 48.054   | 43.255   | 35.586   | 150.8  | 4:16.224  |
| 3     | 2:05.939 | 48.456   | 42.945   | 34.538   | 157.4  | 6:23.035  | 3     | 2:06.156 | 48.971   | 42.568   | 34.617   | 153.1  | 6:22.380  |
| 4     | 2:05.101 | 47.670   | 42.694   | 34.737   | 167.9  | 8:28.136  | 4     | 2:04.000 | 46.621   | 42.776   | 34.603   | 170.3  | 8:26.380  |
| 5     | 2:05.353 | 48.538   | 42.838   | 33.977   | 183.9  | 10:33.489 | 5     | 2:04.208 | 47.477   | 42.233   | 34.498   | 152.3  | 10:30.588 |
| 6     | 2:03.247 | 47.089   | 41.637   | 34.521   | 180.9  | 12:36.736 | 6     | 2:03.134 | 46.433   | 42.085   | 34.616   | 166.1  | 12:33.722 |
| 7     | 2:03.093 | 46.373   | 41.637   | 35.083   | 183.3  | 14:39.829 | 7     | 2:02.771 | 46.101   | 42.094   | 34.576   | 172.2  | 14:36.493 |
| 8     | 2:02.261 | 47.099   | 40.974   | 34.188   | 193.2  | 16:42.090 | 8     | 2:02.563 | 46.576   | 41.412   | 34.575   | 169.5  | 16:39.056 |
| 9     | 2:00.586 | 45.526   | 40.869   | 34.191   | 204.5  | 18:42.676 | 9     | 2:03.247 | 46.903   | 41.741   | 34.603   | 161.4  | 18:42.303 |
| 10    | 2:01.885 | 46.683   | 41.187   | 34.015   | 182.1  | 20:44.561 | 10    | 2:01.923 | 46.334   | 41.326   | 34.263   | 167.7  | 20:44.226 |
| 11    | 2:03.516 | 47.753   | 41.144   | 34.619   | 176.1  | 22:48.077 | 11    | 2:10.322 | 54.894   | 40.802   | 34.626   | 173.3  | 22:54.548 |
| 12    | 2:01.812 | 46.459   | 41.084   | 34.269   | 189.8  | 24:49.889 | 12    | 2:00.942 | 46.111   | 40.617   | 34.214   | 186.8  | 24:55.490 |
| 13    | 2:02.086 | 47.117   | 40.707   | 34.262   | 177.3  | 26:51.975 | 13    | 2:02.858 | 46.522   | 41.353   | 34.983   | 163.6  | 26:58.348 |

3

Barry Cannell

12 14

Richard Wilson

7b

Brabham BT11A

Cooper T51

| Lap D | Time | Sector 1 | Sector 2 | Sector 3 | T. Spd | Elapsed | Lap D | Time     | Sector 1 | Sector 2 | Sector 3 | T. Spd | Elapsed   |
|-------|------|----------|----------|----------|--------|---------|-------|----------|----------|----------|----------|--------|-----------|
| 8     |      |          |          |          |        |         | 9     | 2:14.782 | 51.757   | 45.597   | 37.428   | 127.5  | 2:14.782  |
|       |      |          |          |          |        |         |       | 2:08.635 | 49.212   | 43.403   | 36.020   | 166.1  | 4:23.417  |
|       |      |          |          |          |        |         |       | 2:08.772 | 49.440   | 43.575   | 35.757   | 155.8  | 6:32.189  |
|       |      |          |          |          |        |         |       | 2:11.355 | 50.618   | 45.329   | 35.408   | 162.8  | 8:43.544  |
|       |      |          |          |          |        |         |       | 2:08.155 | 48.590   | 43.454   | 36.111   | 171.7  | 10:51.699 |
|       |      |          |          |          |        |         |       | 2:07.107 | 48.868   | 43.515   | 34.724   | 176.1  | 12:58.806 |
|       |      |          |          |          |        |         |       | 2:06.643 | 48.667   | 42.783   | 35.193   | 188.1  | 15:05.449 |
|       |      |          |          |          |        |         |       | 2:05.502 | 47.253   | 43.418   | 34.831   | 177.0  | 17:10.951 |
|       |      |          |          |          |        |         |       | 2:05.864 | 47.332   | 43.461   | 35.071   | 180.3  | 19:16.815 |
|       |      |          |          |          |        |         |       | 2:04.743 | 47.936   | 42.070   | 34.737   | 181.8  | 21:21.558 |
|       |      |          |          |          |        |         |       | 2:06.497 | 48.990   | 42.936   | 34.571   | 176.7  | 23:28.055 |
|       |      |          |          |          |        |         |       | 2:03.909 | 47.138   | 42.118   | 34.653   | 171.7  | 25:31.964 |
|       |      |          |          |          |        |         |       | 2:04.567 | 46.809   | 42.739   | 35.019   | 182.7  | 27:36.531 |

11

John Gillett

1

19 Paul Grant

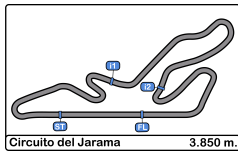
5

MG K3

Cooper Bristol Mk 2 3/52

| Lap D | Time     | Sector 1 | Sector 2 | Sector 3 | T. Spd | Elapsed   | Lap D | Time     | Sector 1 | Sector 2 | Sector 3 | T. Spd | Elapsed   |
|-------|----------|----------|----------|----------|--------|-----------|-------|----------|----------|----------|----------|--------|-----------|
| 1     | 2:51.490 | 1:07.582 | 57.960   | 45.948   | 103.8  | 2:51.490  | 1     | 2:22.177 | 58.014   | 46.775   | 37.388   | 127.0  | 2:22.177  |
| 2     | 2:43.261 | 1:01.978 | 56.047   | 45.236   | 107.4  | 5:34.751  | 2     | 2:15.100 | 51.586   | 45.781   | 37.733   | 149.3  | 4:37.277  |
| 3     | 2:40.711 | 1:01.135 | 55.065   | 44.511   | 106.4  | 8:15.462  | 3     | 2:13.138 | 51.263   | 44.812   | 37.063   | 145.7  | 6:50.415  |
| 4     | 2:45.361 | 1:01.480 | 57.306   | 46.575   | 106.2  | 11:00.823 | 4     | 2:11.882 | 50.083   | 44.612   | 37.187   | 157.6  | 9:02.297  |
| 5     | 2:43.102 | 1:00.052 | 57.178   | 45.872   | 120.9  | 13:43.925 | 5     | 2:12.575 | 50.546   | 45.273   | 36.756   | 162.1  | 11:14.872 |
| 6     | 2:39.337 | 1:00.750 | 53.693   | 44.894   | 129.9  | 16:23.262 | 6     | 2:11.344 | 50.453   | 44.198   | 36.693   | 155.6  | 13:26.216 |
| 7     | 2:39.108 | 59.060   | 55.509   | 44.539   | 127.0  | 19:02.370 | 7     | 2:10.098 | 49.559   | 43.938   | 36.601   | 170.0  | 15:36.314 |
| 8     | 2:41.786 | 1:02.898 | 54.265   | 44.623   | 118.2  | 21:44.156 | 8     | 2:10.281 | 49.314   | 44.173   | 36.794   | 167.4  | 17:46.595 |
| 9     | 2:37.186 | 59.895   | 53.708   | 43.583   | 127.8  | 24:21.342 | 9     | 2:11.266 | 50.456   | 44.804   | 36.006   | 167.4  | 19:57.861 |
| 10    | 2:40.370 | 1:00.941 | 54.359   | 45.070   | 126.9  | 27:01.712 | 10    | 2:11.918 | 50.465   | 44.819   | 36.634   | 151.2  | 22:09.779 |
|       |          |          |          |          |        |           | 11    | 2:11.731 | 50.740   | 44.045   | 36.946   | 159.0  | 24:21.510 |
|       |          |          |          |          |        |           | 12    | 2:08.973 | 49.334   | 43.253   | 36.386   | 165.1  | 26:30.483 |
|       |          |          |          |          |        |           | 13    | 2:08.810 | 49.702   | 42.684   | 36.424   | 170.3  | 28:39.293 |





**Circuito del Jarama**  
**Historic Grand Prix Cars**  
**Race - 1**  
**Tiempos Por Vuelta**



21

Ian Nuthall

5 32

Guy Plante

5

Alta F2

Cooper Bristol

| Lap D | Time     | Sector 1 | Sector 2 | Sector 3 | T. Spd | Elapsed   | Lap D | Time     | Sector 1 | Sector 2 | Sector 3 | T. Spd | Elapsed   |
|-------|----------|----------|----------|----------|--------|-----------|-------|----------|----------|----------|----------|--------|-----------|
| 1     | 2:24.345 | 57.535   | 48.981   | 37.829   | 121.4  | 2:24.345  | 1     | 2:31.432 | 1:02.127 | 50.306   | 38.999   | 121.2  | 2:31.432  |
| 2     | 2:18.690 | 51.885   | 48.619   | 38.186   | 145.5  | 4:43.035  | 2     | 2:25.250 | 54.841   | 50.251   | 40.158   | 129.9  | 4:56.682  |
| 3     | 2:14.273 | 51.662   | 45.758   | 36.853   | 145.9  | 6:57.308  | 3     | 2:25.903 | 54.884   | 51.041   | 39.978   | 130.1  | 7:22.585  |
| 4     | 2:12.196 | 50.334   | 44.736   | 37.126   | 153.6  | 9:09.504  | 4     | 2:24.472 | 54.019   | 50.867   | 39.586   | 140.8  | 9:47.057  |
| 5     | 2:15.202 | 50.412   | 46.416   | 38.374   | 160.9  | 11:24.706 | 5     | 2:23.227 | 54.433   | 49.947   | 38.847   | 140.9  | 12:10.284 |
| 6     | 2:10.844 | 50.017   | 43.864   | 36.963   | 166.1  | 13:35.550 | 6     | 2:20.933 | 53.165   | 48.732   | 39.036   | 158.8  | 14:31.217 |
| 7     | 2:10.925 | 50.100   | 43.856   | 36.969   | 167.1  | 15:46.475 | 7     | 2:25.488 | 57.254   | 49.652   | 38.582   | 143.6  | 16:56.705 |
| 8     | 2:10.843 | 49.977   | 44.163   | 36.703   | 167.1  | 17:57.318 | 8     | 2:24.014 | 54.820   | 50.098   | 39.096   | 146.9  | 19:20.719 |
| 9     | 2:10.212 | 49.837   | 43.815   | 36.560   | 172.5  | 20:07.530 | 9     | 2:19.210 | 51.679   | 48.522   | 39.009   | 152.3  | 21:39.929 |
| 10    | 2:08.803 | 49.110   | 43.318   | 36.375   | 168.7  | 22:16.333 | 10    | 2:20.765 | 53.118   | 48.848   | 38.799   | 149.3  | 24:00.694 |
| 11    | 2:09.054 | 49.445   | 43.366   | 36.243   | 177.3  | 24:25.387 | 11    | 2:23.971 | 55.636   | 49.415   | 38.920   | 119.4  | 26:24.665 |
| 12    | 2:07.438 | 48.760   | 43.047   | 35.631   | 174.4  | 26:32.825 | 12    | 2:18.636 | 53.709   | 48.168   | 36.759   | 144.3  | 28:43.301 |
| 13    | 2:07.856 | 48.401   | 43.504   | 35.951   | 180.3  | 28:40.681 |       |          |          |          |          |        |           |

22

Peter Horsman

12

34 John Bussey

7c

Lotus 18/21

Cooper T43

| Lap D | Time     | Sector 1 | Sector 2 | Sector 3 | T. Spd | Elapsed   | Lap D | Time     | Sector 1 | Sector 2 | Sector 3 | T. Spd | Elapsed   |
|-------|----------|----------|----------|----------|--------|-----------|-------|----------|----------|----------|----------|--------|-----------|
| 1     | 2:08.222 | 49.061   | 43.266   | 35.895   | 114.5  | 2:08.222  | 1     | 2:28.637 | 59.992   | 48.293   | 40.352   | 113.6  | 2:28.637  |
| 2     | 2:07.882 | 48.014   | 43.835   | 36.033   | 155.1  | 4:16.104  | 2     | 2:19.136 | 54.142   | 46.186   | 38.808   | 143.8  | 4:47.773  |
| 3     | 2:07.960 | 48.799   | 43.962   | 35.199   | 157.2  | 6:24.064  | 3     | 2:19.046 | 53.427   | 47.256   | 38.363   | 144.1  | 7:06.819  |
| 4     | 2:04.725 | 47.010   | 42.584   | 35.131   | 181.2  | 8:28.789  | 4     | 2:15.038 | 51.716   | 45.469   | 37.853   | 139.7  | 9:21.857  |
| 5     | 2:03.935 | 47.468   | 41.472   | 34.995   | 189.4  | 10:32.724 | 5     | 2:16.046 | 51.259   | 46.586   | 38.201   | 139.5  | 11:37.903 |
| 6     | 2:03.320 | 46.539   | 41.922   | 34.859   | 188.4  | 12:36.044 | 6     | 2:16.356 | 51.975   | 46.048   | 38.333   | 141.1  | 13:54.259 |
| 7     | 2:03.621 | 46.487   | 42.289   | 34.845   | 187.8  | 14:39.665 | 7     | 2:16.292 | 52.216   | 46.248   | 37.828   | 135.5  | 16:10.551 |
| 8     | 2:02.903 | 46.651   | 41.196   | 35.056   | 190.8  | 16:42.568 | 8     | 2:15.159 | 52.032   | 45.386   | 37.741   | 149.5  | 18:25.710 |
| 9     | 2:01.845 | 46.313   | 40.886   | 34.646   | 194.2  | 18:44.413 | 9     | 2:14.774 | 50.875   | 45.852   | 38.047   | 154.0  | 20:40.484 |
| 10    | 2:01.002 | 45.713   | 41.123   | 34.166   | 188.8  | 20:45.415 | 10    | 2:17.987 | 53.577   | 46.226   | 38.184   | 155.3  | 22:58.471 |
| 11    | 2:09.476 | 45.800   | 41.056   | 42.620   | 199.6  | 22:54.891 | 11    | 2:14.660 | 51.566   | 44.716   | 38.378   | 138.9  | 25:13.131 |
| 12    | 2:11.520 | 47.344   | 40.776   | 43.400   | 186.2  | 25:06.411 | 12    | 2:18.818 | 52.294   | 46.868   | 39.656   | 152.9  | 27:31.949 |
| 13    | 2:02.596 | 46.152   | 41.075   | 35.369   | 183.3  | 27:09.007 |       |          |          |          |          |        |           |

31

Guillermo Fierro

6

40 Joaquin Folch-Rusinol

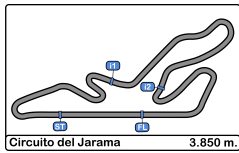
7a

Maserati 250F 2523

Lotus 16 365

| Lap D | Time     | Sector 1 | Sector 2 | Sector 3 | T. Spd | Elapsed   | Lap D | Time     | Sector 1 | Sector 2 | Sector 3 | T. Spd | Elapsed   |
|-------|----------|----------|----------|----------|--------|-----------|-------|----------|----------|----------|----------|--------|-----------|
| 1     | 2:15.549 | 53.596   | 44.715   | 37.238   | 133.0  | 2:15.549  | 1     | 2:06.891 | 47.582   | 43.399   | 35.910   | 120.5  | 2:06.891  |
| 2     | 2:08.858 | 50.025   | 43.233   | 35.600   | 150.4  | 4:24.407  | 2     | 2:08.254 | 48.664   | 44.131   | 35.459   | 154.5  | 4:15.145  |
| 3     | 2:08.887 | 49.148   | 43.387   | 36.352   | 154.9  | 6:33.294  | 3     | 2:06.927 | 49.236   | 42.515   | 35.176   | 154.0  | 6:22.072  |
| 4     | 2:09.484 | 49.128   | 44.735   | 35.621   | 158.5  | 8:42.778  | 4     | 2:06.352 | 48.231   | 42.728   | 35.393   | 154.7  | 8:28.424  |
| 5     | 2:07.194 | 48.279   | 43.245   | 35.670   | 166.9  | 10:49.972 | 5     | 2:04.789 | 47.859   | 42.562   | 34.368   | 171.4  | 10:33.213 |
| 6     | 2:05.704 | 48.100   | 42.396   | 35.208   | 168.2  | 12:55.676 | 6     | 2:03.193 | 46.774   | 41.814   | 34.605   | 182.7  | 12:36.406 |
| 7     | 2:06.235 | 48.341   | 42.207   | 35.687   | 167.1  | 15:01.911 | 7     | 2:04.929 | 47.324   | 42.326   | 35.279   | 180.9  | 14:41.335 |
| 8     | 2:06.144 | 48.413   | 41.673   | 36.058   | 170.3  | 17:08.055 | 8     | 2:04.461 | 47.386   | 42.455   | 34.620   | 172.2  | 16:45.796 |
| 9     | 2:05.998 | 47.994   | 42.418   | 35.586   | 167.7  | 19:14.053 | 9     | 2:03.625 | 46.781   | 41.939   | 34.905   | 175.3  | 18:49.421 |
| 10    | 2:04.737 | 48.279   | 41.608   | 34.850   | 173.6  | 21:18.790 | 10    | 2:04.142 | 46.820   | 42.739   | 34.583   | 172.2  | 20:53.563 |
| 11    | 2:04.237 | 47.790   | 41.440   | 35.007   | 167.4  | 23:23.027 | 11    | 2:05.228 | 48.189   | 42.003   | 35.036   | 159.0  | 22:58.791 |
| 12    | 2:03.576 | 47.301   | 41.307   | 34.968   | 174.1  | 25:26.603 | 12    | 2:04.586 | 47.808   | 41.494   | 35.284   | 160.9  | 25:03.377 |
| 13    | 2:04.364 | 47.196   | 41.638   | 35.530   | 175.3  | 27:30.967 | 13    | 2:06.011 | 47.761   | 43.312   | 34.938   | 165.3  | 27:09.388 |





**Circuito del Jarama**  
**Historic Grand Prix Cars**  
**Race - 1**  
**Tiempos Por Vuelta**



42

James Willis

9 73

Tom Dark

7b

Cooper T45

Cooper T51

| Lap D | Time     | Sector 1 | Sector 2 | Sector 3 | T. Spd | Elapsed   | Lap D | Time     | Sector 1 | Sector 2 | Sector 3 | T. Spd | Elapsed   |
|-------|----------|----------|----------|----------|--------|-----------|-------|----------|----------|----------|----------|--------|-----------|
| 1     | 2:17.436 | 54.791   | 45.830   | 36.815   | 129.4  | 2:17.436  | 1     | 2:08.883 | 49.973   | 43.580   | 35.330   | 125.4  | 2:08.883  |
| 2     | 2:09.539 | 49.361   | 43.961   | 36.217   | 156.7  | 4:26.975  | 2     | 2:08.532 | 49.148   | 43.434   | 35.950   | 156.0  | 4:17.415  |
| 3     | 2:08.013 | 48.196   | 43.882   | 35.935   | 170.0  | 6:34.988  | 3     | 2:07.519 | 48.738   | 43.557   | 35.224   | 159.0  | 6:24.934  |
| 4     | 2:09.907 | 49.322   | 44.620   | 35.965   | 159.2  | 8:44.895  | 4     | 2:14.126 | 54.876   | 42.967   | 36.283   | 173.3  | 8:39.060  |
| 5     | 2:07.226 | 48.139   | 43.778   | 35.309   | 186.8  | 10:52.121 | 5     | 2:05.282 | 47.604   | 42.901   | 34.777   | 171.9  | 10:44.342 |
| 6     | 2:05.894 | 47.242   | 43.145   | 35.507   | 190.1  | 12:58.015 | 6     | 2:06.434 | 47.169   | 42.308   | 36.957   | 181.2  | 12:50.776 |
| 7     | 2:07.049 | 47.708   | 43.293   | 36.048   | 180.0  | 15:05.064 | 7     | 2:06.362 | 48.000   | 42.653   | 35.709   | 185.8  | 14:57.138 |
| 8     | 2:05.470 | 46.772   | 42.730   | 35.968   | 196.3  | 17:10.534 | 8     | 2:05.289 | 47.082   | 42.559   | 35.648   | 187.5  | 17:02.427 |
| 9     | 2:04.751 | 47.019   | 42.280   | 35.452   | 182.4  | 19:15.285 | 9     | 2:04.700 | 47.262   | 41.776   | 35.662   | 173.9  | 19:07.127 |
| 10    | 2:04.765 | 47.679   | 42.041   | 35.045   | 186.2  | 21:20.050 | 10    | 2:03.532 | 46.561   | 41.862   | 35.109   | 188.4  | 21:10.659 |
| 11    | 2:03.644 | 47.212   | 41.812   | 34.620   | 188.1  | 23:23.694 | 11    | 2:03.551 | 46.569   | 42.078   | 34.904   | 191.4  | 23:14.210 |
| 12    | 2:03.149 | 47.189   | 41.321   | 34.639   | 193.5  | 25:26.843 | 12    | 2:02.035 | 46.276   | 41.124   | 34.635   | 203.7  | 25:16.245 |
| 13    | 2:02.994 | 45.739   | 41.821   | 35.434   | 198.1  | 27:29.837 | 13    | 2:11.703 | 53.653   | 42.319   | 35.731   | 187.5  | 27:27.948 |

47

Brian Jolliffe

9 91

Chris Drake

10

Cooper T45

Cooper T71/73

| Lap D | Time     | Sector 1 | Sector 2 | Sector 3 | T. Spd | Elapsed   | Lap D | Time     | Sector 1 | Sector 2 | Sector 3 | T. Spd | Elapsed   |
|-------|----------|----------|----------|----------|--------|-----------|-------|----------|----------|----------|----------|--------|-----------|
| 1     | 2:29.167 | 1:00.923 | 48.771   | 39.473   | 114.8  | 2:29.167  | 1     | 2:13.431 | 50.387   | 45.170   | 37.874   | 125.7  | 2:13.431  |
| 2     | 2:16.037 | 52.497   | 45.821   | 37.719   | 166.4  | 4:45.204  | 2     | 2:08.898 | 49.337   | 43.291   | 36.270   | 147.3  | 4:22.329  |
| 3     | 2:17.094 | 51.837   | 47.043   | 38.214   | 157.2  | 7:02.298  | 3     | 2:09.327 | 49.522   | 43.813   | 35.992   | 150.8  | 6:31.656  |
| 4     | 2:15.635 | 52.363   | 45.918   | 37.354   | 159.2  | 9:17.933  | 4     | 2:08.797 | 48.957   | 43.865   | 35.975   | 157.4  | 8:40.453  |
| 5     | 2:14.439 | 51.712   | 45.504   | 37.223   | 157.6  | 11:32.372 | 5     | 2:05.934 | 48.337   | 42.689   | 34.908   | 160.2  | 10:46.387 |
| 6     | 2:15.981 | 51.608   | 46.309   | 38.064   | 168.7  | 13:48.353 | 6     | 2:04.975 | 47.252   | 41.890   | 35.833   | 173.3  | 12:51.362 |
| 7     | 2:17.608 | 52.986   | 46.768   | 37.854   | 157.6  | 16:05.961 | 7     | 2:06.307 | 47.435   | 43.350   | 35.522   | 170.0  | 14:57.669 |
| 8     | 2:18.177 | 53.896   | 46.465   | 37.816   | 157.8  | 18:24.138 | 8     | 2:05.428 | 46.909   | 43.220   | 35.299   | 170.6  | 17:03.097 |
| 9     | 2:15.507 | 51.442   | 46.718   | 37.347   | 187.8  | 20:39.645 | 9     | 2:04.819 | 47.715   | 41.748   | 35.356   | 179.7  | 19:07.916 |
| 10    | 2:17.072 | 50.628   | 48.022   | 38.422   | 177.0  | 22:56.717 | 10    | 2:03.876 | 47.064   | 41.204   | 35.608   | 174.1  | 21:11.792 |
| 11    | 2:13.158 | 51.351   | 43.911   | 37.896   | 161.4  | 25:09.875 | 11    | 2:02.711 | 46.530   | 41.486   | 34.695   | 177.9  | 23:14.503 |
| 12    | 2:11.662 | 50.358   | 44.278   | 37.026   | 164.3  | 27:21.537 | 12    | 2:02.389 | 46.348   | 41.413   | 34.628   | 183.3  | 25:16.892 |
| 13    | 2:06.215 | 48.524   | 43.131   | 34.560   | 178.8  | 27:23.107 | 13    | 2:06.215 | 48.524   | 43.131   | 34.560   | 178.8  | 27:23.107 |

53

Justin Maeers

12 248

Klaus Lehr

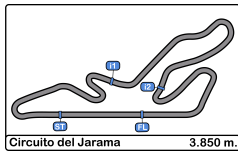
6

Cooper T53

Maserati 250F CM5

| Lap D | Time     | Sector 1 | Sector 2 | Sector 3 | T. Spd | Elapsed   | Lap D | Time     | Sector 1 | Sector 2 | Sector 3 | T. Spd | Elapsed   |
|-------|----------|----------|----------|----------|--------|-----------|-------|----------|----------|----------|----------|--------|-----------|
| 1     | 2:25.389 | 1:01.007 | 47.687   | 36.695   | 109.9  | 2:25.389  | 1     | 2:24.537 | 59.288   | 48.221   | 37.028   | 130.2  | 2:24.537  |
| 2     | 2:15.128 | 51.250   | 47.343   | 36.535   | 150.0  | 4:40.517  | 2     | 2:16.188 | 50.846   | 48.018   | 37.324   | 160.0  | 4:40.725  |
| 3     | 2:12.832 | 49.647   | 46.379   | 36.806   | 157.4  | 6:53.349  | 3     | 2:13.154 | 50.893   | 45.712   | 36.549   | 140.9  | 6:53.879  |
| 4     | 2:08.299 | 48.610   | 43.749   | 35.940   | 167.1  | 9:01.648  | 4     | 2:11.776 | 50.549   | 45.332   | 35.895   | 137.5  | 9:05.655  |
| 5     | 2:09.595 | 48.452   | 44.806   | 36.337   | 177.9  | 13:22.527 | 5     | 2:09.277 | 48.847   | 44.654   | 35.776   | 161.4  | 11:14.932 |
| 6     | 2:08.578 | 48.131   | 44.323   | 36.124   | 191.4  | 15:31.105 | 6     | 2:09.432 | 49.960   | 44.265   | 35.207   | 155.1  | 13:24.364 |
| 7     | 2:06.711 | 47.345   | 43.442   | 35.924   | 188.4  | 17:37.816 | 7     | 2:07.332 | 49.094   | 42.814   | 35.424   | 183.3  | 15:31.696 |
| 8     | 2:09.305 | 48.855   | 44.945   | 35.505   | 186.2  | 19:47.121 | 8     | 2:07.037 | 48.367   | 43.458   | 35.212   | 178.8  | 17:38.733 |
| 9     | 2:07.988 | 48.071   | 43.903   | 36.014   | 171.4  | 21:55.109 | 9     | 2:07.557 | 48.059   | 44.273   | 35.225   | 183.3  | 19:46.290 |
| 10    | 2:07.315 | 48.620   | 43.133   | 35.562   | 170.0  | 24:02.424 | 10    | 2:08.083 | 48.406   | 43.923   | 35.754   | 160.9  | 21:54.373 |
| 11    | 2:09.283 | 51.123   | 42.778   | 35.382   | 155.6  | 26:11.707 | 11    | 2:07.438 | 48.687   | 43.511   | 35.240   | 164.1  | 24:01.811 |
| 12    | 2:07.628 | 49.201   | 42.848   | 35.579   | 201.8  | 28:19.335 | 12    | 2:07.628 | 49.201   | 42.848   | 35.579   | 201.8  | 28:19.335 |





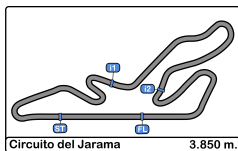
**Circuito del Jarama**  
**Historic Grand Prix Cars**  
**Race - 1**  
**Análisis**



| Num                     | Lap Time | Gap      | Num                     | Lap Time | Gap      | Num                     | Lap Time | Gap      | Num                     | Lap Time | Gap      | Num                     | Lap Time | Gap      |
|-------------------------|----------|----------|-------------------------|----------|----------|-------------------------|----------|----------|-------------------------|----------|----------|-------------------------|----------|----------|
| <b>Lap 1</b>            |          |          | <b>Lap 3</b>            |          |          | <b>Lap 5</b>            |          |          | <b>Lap 7</b>            |          |          | <b>Lap 9</b>            |          |          |
| 40                      | 2:06.891 |          | 40                      | 2:06.927 |          | 12                      | 2:04.208 |          | 12                      | 2:02.771 |          | 12                      | 2:03.247 |          |
| 22                      | 2:08.222 | 01.331   | 12                      | 2:06.156 | 00.308   | 22                      | 2:03.935 | 02.136   | 22                      | 2:03.621 | 03.172   | 2                       | 2:00.586 | 00.373   |
| 73                      | 2:08.883 | 01.992   | 2                       | 2:05.939 | 00.963   | 40                      | 2:04.789 | 02.625   | 2                       | 2:03.093 | 03.336   | 22                      | 2:01.845 | 02.110   |
| 12                      | 2:09.329 | 02.438   | 22                      | 2:07.960 | 01.992   | 2                       | 2:05.353 | 02.901   | 40                      | 2:04.929 | 04.842   | 40                      | 2:03.625 | 07.118   |
| 2                       | 2:12.713 | 05.822   | 73                      | 2:07.519 | 02.862   | 73                      | 2:05.282 | 13.754   | 73                      | 2:06.362 | 20.645   | 11                      | 2:39.108 | 2 Laps   |
| 91                      | 2:13.431 | 06.540   | 91                      | 2:09.327 | 09.584   | 91                      | 2:05.934 | 15.799   | 91                      | 2:06.307 | 21.176   | 73                      | 2:04.700 | 24.824   |
| 14                      | 2:14.782 | 07.891   | 14                      | 2:08.772 | 10.117   | 31                      | 2:07.194 | 19.384   | 31                      | 2:06.235 | 25.418   | 91                      | 2:04.819 | 25.613   |
| 31                      | 2:15.549 | 08.658   | 31                      | 2:08.887 | 11.222   | 14                      | 2:08.155 | 21.111   | 42                      | 2:07.049 | 28.571   | 31                      | 2:05.998 | 31.750   |
| 42                      | 2:17.436 | 10.545   | 42                      | 2:08.013 | 12.916   | 42                      | 2:07.226 | 21.533   | 14                      | 2:06.643 | 28.956   | 42                      | 2:04.751 | 32.982   |
| 19                      | 2:22.177 | 15.286   | 19                      | 2:13.138 | 28.343   | 11                      | 2:45.361 | 1 Lap    | 53                      | 2:08.578 | 54.612   | 14                      | 2:05.864 | 34.512   |
| 8                       | 2:23.471 | 16.580   | 8                       | 2:13.790 | 31.132   | 53                      | 2:11.284 | 42.344   | 248                     | 2:07.332 | 55.203   | 32                      | 2:24.014 | 1 Lap    |
| 21                      | 2:24.345 | 17.454   | 53                      | 2:12.832 | 31.277   | 19                      | 2:12.575 | 44.284   | 19                      | 2:10.098 | 59.821   | 248                     | 2:07.557 | 1:03.987 |
| 248                     | 2:24.537 | 17.646   | 248                     | 2:13.154 | 31.807   | 248                     | 2:09.277 | 44.344   | 21                      | 2:10.925 | 1:09.982 | 53                      | 2:09.305 | 1:04.818 |
| 53                      | 2:25.389 | 18.498   | 21                      | 2:14.273 | 35.236   | 8                       | 2:15.694 | 53.767   | 8                       | 2:14.756 | 1:16.221 | 19                      | 2:11.266 | 1:15.558 |
| 34                      | 2:28.637 | 21.746   | 47                      | 2:17.094 | 40.226   | 21                      | 2:15.202 | 54.118   | 47                      | 2:17.608 | 1:29.468 | 21                      | 2:10.212 | 1:25.227 |
| 47                      | 2:29.167 | 22.276   | 34                      | 2:19.046 | 44.747   | 47                      | 2:14.439 | 1:01.784 | 34                      | 2:16.292 | 1:34.058 | 8                       | 2:14.283 | 1:39.478 |
| 32                      | 2:31.432 | 24.541   | 32                      | 2:25.903 | 1:00.513 | 34                      | 2:16.046 | 1:07.315 | 11                      | 2:39.337 | 1 Lap    | 47                      | 2:15.507 | 1:57.342 |
| 11                      | 2:51.490 | 44.599   | 11                      | 2:40.711 | 1:53.390 | 32                      | 2:23.227 | 1:39.696 | <b>Num Lap Time Gap</b> |          |          | 34                      | 2:14.774 | 1:58.181 |
| <b>Num Lap Time Gap</b> |          |          | <b>Num Lap Time Gap</b> |          |          | <b>Num Lap Time Gap</b> |          |          | <b>Lap 8</b>            |          |          | <b>Num Lap Time Gap</b> |          |          |
| <b>Lap 2</b>            |          |          | <b>Lap 4</b>            |          |          | <b>Lap 6</b>            |          |          | 12                      | 2:02.563 |          | <b>Lap 10</b>           |          |          |
| 40                      | 2:08.254 |          | 12                      | 2:04.000 |          | 12                      | 2:03.134 |          | 2                       | 2:02.261 | 03.034   | 12                      | 2:01.923 |          |
| 22                      | 2:07.882 | 00.959   | 2                       | 2:05.101 | 01.756   | 22                      | 2:03.320 | 02.322   | 22                      | 2:02.903 | 03.512   | 2                       | 2:01.885 | 00.335   |
| 12                      | 2:06.895 | 01.079   | 40                      | 2:06.352 | 02.044   | 40                      | 2:03.193 | 02.684   | 40                      | 2:04.461 | 06.740   | 22                      | 2:01.002 | 01.189   |
| 2                       | 2:04.383 | 01.951   | 22                      | 2:04.725 | 02.409   | 2                       | 2:03.247 | 03.014   | 32                      | 2:25.488 | 1 Lap    | 40                      | 2:04.142 | 09.337   |
| 73                      | 2:08.532 | 02.270   | 73                      | 2:14.126 | 12.680   | 73                      | 2:06.434 | 17.054   | 73                      | 2:05.289 | 23.371   | 73                      | 2:03.532 | 26.433   |
| 91                      | 2:08.898 | 07.184   | 91                      | 2:08.797 | 14.073   | 91                      | 2:04.975 | 17.640   | 91                      | 2:05.428 | 24.041   | 91                      | 2:03.876 | 27.566   |
| 14                      | 2:08.635 | 08.272   | 31                      | 2:09.484 | 16.398   | 31                      | 2:05.704 | 21.954   | 31                      | 2:06.144 | 28.999   | 31                      | 2:04.737 | 34.564   |
| 31                      | 2:08.858 | 09.262   | 14                      | 2:11.355 | 17.164   | 42                      | 2:05.894 | 24.293   | 42                      | 2:05.470 | 31.478   | 42                      | 2:04.765 | 35.824   |
| 42                      | 2:09.539 | 11.830   | 42                      | 2:09.907 | 18.515   | 14                      | 2:07.107 | 25.084   | 14                      | 2:05.502 | 31.895   | 14                      | 2:04.743 | 37.332   |
| 19                      | 2:15.100 | 22.132   | 53                      | 2:08.299 | 35.268   | 53                      | 2:09.595 | 48.805   | 53                      | 2:06.711 | 58.760   | 32                      | 2:19.210 | 1 Lap    |
| 8                       | 2:15.943 | 24.269   | 19                      | 2:11.882 | 35.917   | 248                     | 2:09.432 | 50.642   | 248                     | 2:07.037 | 59.677   | 11                      | 2:41.786 | 2 Laps   |
| 53                      | 2:15.128 | 25.372   | 248                     | 2:11.776 | 39.275   | 19                      | 2:11.344 | 52.494   | 19                      | 2:10.281 | 1:07.539 | 248                     | 2:08.083 | 1:10.147 |
| 248                     | 2:16.188 | 25.580   | 8                       | 2:15.457 | 42.281   | 21                      | 2:10.844 | 1:01.828 | 21                      | 2:10.843 | 1:18.262 | 53                      | 2:07.988 | 1:10.883 |
| 21                      | 2:18.690 | 27.890   | 21                      | 2:12.196 | 43.124   | 8                       | 2:13.603 | 1:04.236 | 8                       | 2:14.784 | 1:28.442 | 19                      | 2:11.918 | 1:25.553 |
| 47                      | 2:16.037 | 30.059   | 47                      | 2:15.635 | 51.553   | 11                      | 2:43.102 | 1 Lap    | 47                      | 2:18.177 | 1:45.082 | 21                      | 2:08.803 | 1:32.107 |
| 34                      | 2:19.136 | 32.628   | 34                      | 2:15.038 | 55.477   | 47                      | 2:15.981 | 1:14.631 | 34                      | 2:15.159 | 1:46.654 | 8                       | 2:12.208 | 1:49.763 |
| 32                      | 2:25.250 | 41.537   | 32                      | 2:24.472 | 1:20.677 | 34                      | 2:16.356 | 1:20.537 |                         |          |          |                         |          |          |
| 11                      | 2:43.261 | 1:19.606 |                         |          |          | 32                      | 2:20.933 | 1:57.495 |                         |          |          |                         |          |          |







**Circuito del Jarama**  
**Historic Grand Prix Cars**  
**Race - 1**  
**Análisis**

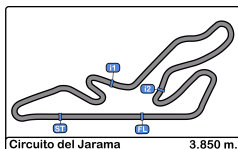


| Num           | Lap Time | Gap      | Num | Lap Time | Gap      |
|---------------|----------|----------|-----|----------|----------|
| <b>Lap 11</b> |          |          |     |          |          |
| 2             | 2:03.516 |          | 11  | 2:40.370 | 3 Laps   |
| 12            | 2:10.322 | 06.471   | 8   | 2:15.015 | 1 Lap    |
| 22            | 2:09.476 | 06.814   | 22  | 2:02.596 | 17.032   |
| 47            | 2:17.072 | 1 Lap    | 40  | 2:06.011 | 17.413   |
| 34            | 2:17.987 | 1 Lap    | 47  | 2:11.662 | 1 Lap    |
| 40            | 2:05.228 | 10.714   | 91  | 2:06.215 | 31.132   |
| 73            | 2:03.551 | 26.133   | 73  | 2:11.703 | 35.973   |
| 91            | 2:02.711 | 26.426   | 42  | 2:02.994 | 37.862   |
| 31            | 2:04.237 | 34.950   | 31  | 2:04.364 | 38.992   |
| 42            | 2:03.644 | 35.617   | 34  | 2:18.818 | 1 Lap    |
| 14            | 2:06.497 | 39.978   | 14  | 2:04.567 | 44.556   |
| 32            | 2:20.765 | 1 Lap    | 53  | 2:07.628 | 1:27.360 |
| 248           | 2:07.438 | 1:13.734 | 19  | 2:08.810 | 1:47.318 |
| 53            | 2:07.315 | 1:14.347 | 21  | 2:07.856 | 1:48.706 |
| 11            | 2:37.186 | 2 Laps   | 32  | 2:18.636 | 1 Lap    |
| 19            | 2:11.731 | 1:33.433 |     |          |          |
| 21            | 2:09.054 | 1:37.310 |     |          |          |
| 8             | 2:13.538 | 1:59.450 |     |          |          |

| Num           | Lap Time | Gap      |
|---------------|----------|----------|
| <b>Lap 12</b> |          |          |
| 2             | 2:01.812 |          |
| 12            | 2:00.942 | 05.601   |
| 40            | 2:04.586 | 13.488   |
| 22            | 2:11.520 | 16.522   |
| 47            | 2:13.158 | 1 Lap    |
| 34            | 2:14.660 | 1 Lap    |
| 73            | 2:02.035 | 26.356   |
| 91            | 2:02.389 | 27.003   |
| 31            | 2:03.576 | 36.714   |
| 42            | 2:03.149 | 36.954   |
| 14            | 2:03.909 | 42.075   |
| 53            | 2:09.283 | 1:21.818 |
| 32            | 2:23.971 | 1 Lap    |
| 19            | 2:08.973 | 1:40.594 |
| 21            | 2:07.438 | 1:42.936 |

| Num           | Lap Time | Gap    |
|---------------|----------|--------|
| <b>Lap 13</b> |          |        |
| 2             | 2:02.086 |        |
| 12            | 2:02.858 | 06.373 |

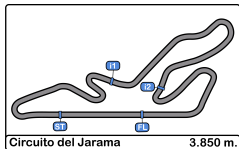




**Circuito del Jarama**  
**Historic Grand Prix Cars**  
**Race - 1**  
**Mejores Sectores**



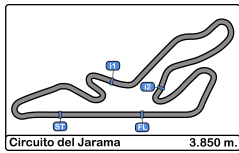
| Sector - 1 |    |                       |         | Sector - 2 |                       |         |     | Sector - 3            |         |      |     | Ideal Lap vs Best Lap |           |          |      |
|------------|----|-----------------------|---------|------------|-----------------------|---------|-----|-----------------------|---------|------|-----|-----------------------|-----------|----------|------|
| Clas       | Nº | Driver                | Time    | Nº         | Driver                | Time    | Nº  | Driver                | Time    | Clas | Nº  | Driver                | Ideal Lap | Best Lap | Clas |
| 1          | 2  | Rod Jolley            | 45.526  | 12         | Rudi Friedrichs       | 40.617  | 2   | Rod Jolley            | 33.977  | 1    | 2   | Rod Jolley            | 2:00.210  | 2:00.586 | 1    |
| 2          | 22 | Peter Horsman         | 45.713  | 2          | Rod Jolley            | 40.707  | 22  | Peter Horsman         | 34.166  | 2    | 22  | Peter Horsman         | 2:00.655  | 2:01.002 | 3    |
| 3          | 42 | James Willis          | 45.739  | 22         | Peter Horsman         | 40.776  | 12  | Rudi Friedrichs       | 34.214  | 3    | 12  | Rudi Friedrichs       | 2:00.932  | 2:00.942 | 2    |
| 4          | 12 | Rudi Friedrichs       | 46.101  | 73         | Tom Dark              | 41.124  | 40  | Joaquin Folch-Rusinol | 34.368  | 4    | 42  | James Willis          | 2:01.680  | 2:02.994 | 6    |
| 5          | 73 | Tom Dark              | 46.276  | 91         | Chris Drake           | 41.204  | 91  | Chris Drake           | 34.560  | 5    | 73  | Tom Dark              | 2:02.035  | 2:02.035 | 4    |
| 6          | 91 | Chris Drake           | 46.348  | 31         | Guillermo Fierro      | 41.307  | 14  | Richard Wilson        | 34.571  | 6    | 91  | Chris Drake           | 2:02.112  | 2:02.389 | 5    |
| 7          | 40 | Joaquin Folch-Rusinol | 46.774  | 42         | James Willis          | 41.321  | 42  | James Willis          | 34.620  | 7    | 40  | Joaquin Folch-Rusinol | 2:02.636  | 2:03.193 | 7    |
| 8          | 14 | Richard Wilson        | 46.809  | 40         | Joaquin Folch-Rusinol | 41.494  | 73  | Tom Dark              | 34.635  | 8    | 31  | Guillermo Fierro      | 2:03.353  | 2:03.576 | 8    |
| 9          | 31 | Guillermo Fierro      | 47.196  | 14         | Richard Wilson        | 42.070  | 31  | Guillermo Fierro      | 34.850  | 9    | 14  | Richard Wilson        | 2:03.450  | 2:03.909 | 9    |
| 10         | 53 | Justin Maeers         | 47.345  | 19         | Paul Grant            | 42.684  | 248 | Klaus Lehr            | 35.207  | 10   | 53  | Justin Maeers         | 2:05.505  | 2:06.711 | 10   |
| 11         | 24 | Klaus Lehr            | 48.059  | 53         | Justin Maeers         | 42.778  | 53  | Justin Maeers         | 35.382  | 11   | 248 | Klaus Lehr            | 2:06.080  | 2:07.037 | 11   |
| 12         | 21 | Ian Nuthall           | 48.401  | 248        | Klaus Lehr            | 42.814  | 21  | Ian Nuthall           | 35.631  | 12   | 21  | Ian Nuthall           | 2:07.079  | 2:07.438 | 12   |
| 13         | 19 | Paul Grant            | 49.314  | 21         | Ian Nuthall           | 43.047  | 19  | Paul Grant            | 36.006  | 13   | 19  | Paul Grant            | 2:08.004  | 2:08.810 | 13   |
| 14         | 8  | Tony Ditheridge       | 50.044  | 47         | Brian Jolliffe        | 43.911  | 8   | Tony Ditheridge       | 36.755  | 14   | 47  | Brian Jolliffe        | 2:11.295  | 2:11.662 | 14   |
| 15         | 47 | Brian Jolliffe        | 50.358  | 34         | John Bussey           | 44.716  | 32  | Guy Plante            | 36.759  | 15   | 8   | Tony Ditheridge       | 2:11.954  | 2:12.208 | 15   |
| 16         | 34 | John Bussey           | 50.875  | 8          | Tony Ditheridge       | 45.155  | 47  | Brian Jolliffe        | 37.026  | 16   | 34  | John Bussey           | 2:13.332  | 2:14.660 | 16   |
| 17         | 32 | Guy Plante            | 51.679  | 32         | Guy Plante            | 48.168  | 34  | John Bussey           | 37.741  | 17   | 32  | Guy Plante            | 2:16.606  | 2:18.636 | 17   |
| 18         | 11 | John Gillett          | 59.060  | 11         | John Gillett          | 53.693  | 11  | John Gillett          | 43.583  | 18   | 11  | John Gillett          | 2:36.336  | 2:37.186 | 18   |
| 19         | 3  | Barry Cannell         | Transpo | 3          | Barry Cannell         | Transpo | 3   | Barry Cannell         | Transpo | 19   | 3   | Barry Cannell         | Transpo   | Transpo  | 19   |



Circuito del Jarama  
Historic Grand Prix Cars  
Race - 1  
Secuencia Lider



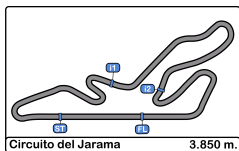
| <u>Nº</u> | <u>Driver</u>         | <u>Car</u>    | <u>Class</u> | <u>Start Lap</u> | <u>End Lap</u> | <u>Laps</u> | <u>Total Laps</u> |
|-----------|-----------------------|---------------|--------------|------------------|----------------|-------------|-------------------|
| 40        | Joaquin Folch-Rusinol | Lotus 16 365  | 7a           | 1                | 3              | 3           | 3                 |
| 12        | Rudi Friedrichs       | Cooper T53    | 7b           | 4                | 10             | 7           | 7                 |
| 2         | Rod Jolley            | Cooper T45/51 | 7b           | 11               | 13             | 3           | 3                 |



**Circuito del Jarama**  
**Historic Grand Prix Cars**  
**Race - 1**  
**5 Mejores Tiempos**



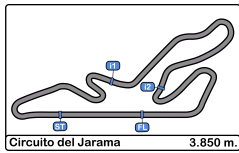
| Cls | Nº | Driver                | Car            | Class | Best 1          |     | Best 2   |     | Best 3   |     | Best 4   |     | Best 5   |     |
|-----|----|-----------------------|----------------|-------|-----------------|-----|----------|-----|----------|-----|----------|-----|----------|-----|
|     |    |                       |                |       | Time            | Lap | Time     | Lap | Time     | Lap | Time     | Lap | Time     | Lap |
| 1   | 2  | Rod Jolley            | Cooper T45/51  | 7b    | <b>2:00.586</b> | 9   | 2:01.812 | 12  | 2:01.885 | 10  | 2:02.086 | 13  | 2:02.261 | 8   |
| 2   | 12 | Rudi Friedrichs       | Cooper T53     | 7b    | <b>2:00.942</b> | 12  | 2:01.923 | 10  | 2:02.563 | 8   | 2:02.771 | 7   | 2:02.858 | 13  |
| 3   | 22 | Peter Horsman         | Lotus 18/21    | 12    | <b>2:01.002</b> | 10  | 2:01.845 | 9   | 2:02.596 | 13  | 2:02.903 | 8   | 2:03.320 | 6   |
| 4   | 73 | Tom Dark              | Cooper T51     | 7b    | <b>2:02.035</b> | 12  | 2:03.532 | 10  | 2:03.551 | 11  | 2:04.700 | 9   | 2:05.282 | 5   |
| 5   | 91 | Chris Drake           | Cooper T71/73  | 10    | <b>2:02.389</b> | 12  | 2:02.711 | 11  | 2:03.876 | 10  | 2:04.819 | 9   | 2:04.975 | 6   |
| 6   | 42 | James Willis          | Cooper T45     | 9     | <b>2:02.994</b> | 13  | 2:03.149 | 12  | 2:03.644 | 11  | 2:04.751 | 9   | 2:04.765 | 10  |
| 7   | 40 | Joaquin Folch-Rusinol | Lotus 16 365   | 7a    | <b>2:03.193</b> | 6   | 2:03.625 | 9   | 2:04.142 | 10  | 2:04.461 | 8   | 2:04.586 | 12  |
| 8   | 31 | Guillermo Fierro      | Maserati 250F  | 6     | <b>2:03.576</b> | 12  | 2:04.237 | 11  | 2:04.364 | 13  | 2:04.737 | 10  | 2:05.704 | 6   |
| 9   | 14 | Richard Wilson        | Cooper T51     | 7b    | <b>2:03.909</b> | 12  | 2:04.567 | 13  | 2:04.743 | 10  | 2:05.502 | 8   | 2:05.864 | 9   |
| 10  | 53 | Justin Maeers         | Cooper T53     | 12    | <b>2:06.711</b> | 8   | 2:07.315 | 11  | 2:07.628 | 13  | 2:07.988 | 10  | 2:08.299 | 4   |
| 11  | 24 | Klaus Lehr            | Maserati 250F  | 6     | <b>2:07.037</b> | 8   | 2:07.332 | 7   | 2:07.438 | 11  | 2:07.557 | 9   | 2:08.083 | 10  |
| 12  | 21 | Ian Nuthall           | Alta F2        | 5     | <b>2:07.438</b> | 12  | 2:07.856 | 13  | 2:08.803 | 10  | 2:09.054 | 11  | 2:10.212 | 9   |
| 13  | 19 | Paul Grant            | Cooper Bristol | 5     | <b>2:08.810</b> | 13  | 2:08.973 | 12  | 2:10.098 | 7   | 2:10.281 | 8   | 2:11.266 | 9   |
| 14  | 47 | Brian Jolliffe        | Cooper T45     | 9     | <b>2:11.662</b> | 12  | 2:13.158 | 11  | 2:14.439 | 5   | 2:15.507 | 9   | 2:15.635 | 4   |
| 15  | 8  | Tony Ditheridge       | Cooper T45     | 9     | <b>2:12.208</b> | 10  | 2:13.538 | 11  | 2:13.603 | 6   | 2:13.790 | 3   | 2:14.283 | 9   |
| 16  | 34 | John Bussey           | Cooper T43     | 7c    | <b>2:14.660</b> | 11  | 2:14.774 | 9   | 2:15.038 | 4   | 2:15.159 | 8   | 2:16.046 | 5   |
| 17  | 32 | Guy Plante            | Cooper Bristol | 5     | <b>2:18.636</b> | 12  | 2:19.210 | 9   | 2:20.765 | 10  | 2:20.933 | 6   | 2:23.227 | 5   |
| 18  | 11 | John Gillett          | MG K3          | 1     | <b>2:37.186</b> | 9   | 2:39.108 | 7   | 2:39.337 | 6   | 2:40.370 | 10  | 2:40.711 | 3   |
| 19  | 3  | Barry Cannell         | Brabham BT11   | 12    |                 |     |          |     |          |     |          |     |          |     |



Circuito del Jarama  
 Historic Grand Prix Cars  
 Race - 1  
 5 Mejores Velocidades



| Cls | Nº | Driver                | Car            | Class | Top 1 |     | Top 2 |     | Top 3 |     | Top 4 |     | Top 5 |     | Avg   |
|-----|----|-----------------------|----------------|-------|-------|-----|-------|-----|-------|-----|-------|-----|-------|-----|-------|
|     |    |                       |                |       | Km/h  | Lap | Km/h  | Lap | Km/h  | Lap | Km/h  | Lap | Km/h  | Lap |       |
| 1   | 2  | Rod Jolley            | Cooper T45/51  | 7b    | 204.5 | 9   | 193.2 | 8   | 189.8 | 12  | 183.9 | 5   | 183.3 | 7   | 190.9 |
| 2   | 73 | Tom Dark              | Cooper T51     | 7b    | 203.7 | 12  | 191.4 | 11  | 188.4 | 10  | 187.5 | 8   | 187.5 | 13  | 191.7 |
| 3   | 53 | Justin Maeers         | Cooper T53     | 12    | 201.8 | 13  | 191.4 | 7   | 188.4 | 8   | 186.2 | 9   | 179.4 | 5   | 189.4 |
| 4   | 22 | Peter Horsman         | Lotus 18/21    | 12    | 199.6 | 11  | 194.2 | 9   | 190.8 | 8   | 189.4 | 5   | 188.8 | 10  | 192.5 |
| 5   | 42 | James Willis          | Cooper T45     | 9     | 198.1 | 13  | 196.3 | 8   | 193.5 | 12  | 190.1 | 6   | 188.1 | 11  | 193.2 |
| 6   | 14 | Richard Wilson        | Cooper T51     | 7b    | 188.1 | 7   | 182.7 | 13  | 181.8 | 10  | 180.3 | 9   | 177.0 | 8   | 182.0 |
| 7   | 47 | Brian Jolliffe        | Cooper T45     | 9     | 187.8 | 9   | 177.0 | 10  | 168.7 | 6   | 166.4 | 2   | 164.3 | 12  | 172.8 |
| 8   | 12 | Rudi Friedrichs       | Cooper T53     | 7b    | 186.8 | 12  | 173.3 | 11  | 172.2 | 7   | 170.3 | 4   | 169.5 | 8   | 174.4 |
| 9   | 91 | Chris Drake           | Cooper T71/73  | 10    | 183.3 | 12  | 179.7 | 9   | 178.8 | 13  | 177.9 | 11  | 174.1 | 10  | 178.7 |
| 10  | 24 | Klaus Lehr            | Maserati 250F  | 6     | 183.3 | 7   | 183.3 | 9   | 178.8 | 8   | 164.1 | 11  | 161.4 | 5   | 174.2 |
| 11  | 40 | Joaquin Folch-Rusinol | Lotus 16 365   | 7a    | 182.7 | 6   | 180.9 | 7   | 175.3 | 9   | 172.2 | 8   | 172.2 | 10  | 176.6 |
| 12  | 21 | Ian Nuthall           | Alfa F2        | 5     | 180.3 | 13  | 177.3 | 11  | 174.4 | 12  | 172.5 | 9   | 168.7 | 10  | 174.6 |
| 13  | 31 | Guillermo Fierro      | Maserati 250F  | 6     | 175.3 | 13  | 174.1 | 12  | 173.6 | 10  | 170.3 | 8   | 168.2 | 6   | 172.3 |
| 14  | 8  | Tony Ditheridge       | Cooper T45     | 9     | 173.3 | 5   | 164.8 | 6   | 163.6 | 7   | 162.6 | 12  | 161.4 | 9   | 165.1 |
| 15  | 19 | Paul Grant            | Cooper Bristol | 5     | 170.3 | 13  | 170.0 | 7   | 167.4 | 8   | 167.4 | 9   | 165.1 | 12  | 168.0 |
| 16  | 32 | Guy Plante            | Cooper Bristol | 5     | 158.8 | 6   | 152.3 | 9   | 149.3 | 10  | 146.9 | 8   | 144.3 | 12  | 150.3 |
| 17  | 34 | John Bussey           | Cooper T43     | 7c    | 155.3 | 10  | 154.0 | 9   | 152.9 | 12  | 149.5 | 8   | 144.1 | 3   | 151.2 |
| 18  | 11 | John Gillett          | MG K3          | 1     | 129.9 | 6   | 127.8 | 9   | 127.0 | 7   | 126.9 | 10  | 120.9 | 5   | 126.5 |
| 19  | 3  | Barry Cannell         | Brabham BT11   | 12    | 124.8 | 1   |       |     |       |     |       |     |       |     | 124.8 |

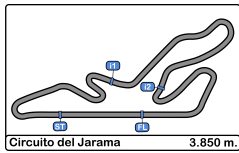


Circuito del Jarama  
Historic Grand Prix Cars  
Race - 1



Secuencia Vueltas Rápidas

| Lap | Time of Day  | Session Time | Nº | Driver          | Car           | Class | Time            | Km/h  |
|-----|--------------|--------------|----|-----------------|---------------|-------|-----------------|-------|
| 2   | 13:51:53.486 | 2:04:17.486  | 2  | Rod Jolley      | Cooper T45/51 | 7b    | <b>2:04.383</b> | 111.4 |
| 4   | 13:56:02.770 | 2:08:26.770  | 12 | Rudi Friedrichs | Cooper T53    | 7b    | <b>2:04.000</b> | 111.7 |
| 5   | 13:58:09.114 | 2:10:33.114  | 22 | Peter Horsman   | Lotus 18/21   | 12    | <b>2:03.935</b> | 111.8 |
| 6   | 14:00:10.112 | 2:12:34.112  | 12 | Rudi Friedrichs | Cooper T53    | 7b    | <b>2:03.134</b> | 112.5 |
| 7   | 14:02:12.883 | 2:14:36.883  | 12 | Rudi Friedrichs | Cooper T53    | 7b    | <b>2:02.771</b> | 112.8 |
| 8   | 14:04:15.446 | 2:16:39.446  | 12 | Rudi Friedrichs | Cooper T53    | 7b    | <b>2:02.563</b> | 113.0 |
| 8   | 14:04:18.480 | 2:16:42.480  | 2  | Rod Jolley      | Cooper T45/51 | 7b    | <b>2:02.261</b> | 113.3 |
| 9   | 14:06:19.066 | 2:18:43.066  | 2  | Rod Jolley      | Cooper T45/51 | 7b    | <b>2:00.586</b> | 114.9 |

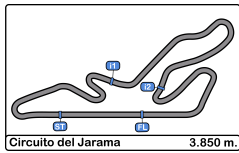


**Circuito del Jarama**  
**Historic Grand Prix Cars**  
**Race - 1**



**Mejor Maxima Velocidad del Evento**

| Nº  | Driver                    | Car                      | Class | Km/h  | Session       |
|-----|---------------------------|--------------------------|-------|-------|---------------|
| 40  | Joaquin Folch-Rusinol     | Lotus 16 365             | 7a    | 234.7 | Qualifying    |
| 22  | Peter Horsman             | Lotus 18/21              | 12    | 231.7 | Qualifying    |
| 73  | Tom Dark                  | Cooper T51               | 7b    | 224.0 | Qualifying    |
| 3   | Barry Cannell             | Brabham BT11A            | 12    | 218.6 | Qualifying    |
| 91  | Chris Drake               | Cooper T71/73            | 10    | 216.4 | Qualifying    |
| 14  | Richard Wilson            | Cooper T51               | 7b    | 212.5 | Qualifying    |
| 42  | James Willis              | Cooper T45               | 9     | 210.9 | Qualifying    |
| 2   | Rod Jolley                | Cooper T45/51            | 7b    | 210.5 | Qualifying    |
| 27  | Steve Hart (Chris Wilson) | Cooper T51               | 9     | 210.1 | Free practice |
| 31  | Guillermo Fierro          | Maserati 250F 2523       | 6     | 206.1 | Qualifying    |
| 53  | Justin Maeers             | Cooper T53               | 12    | 201.8 | Race - 1      |
| 8   | Tony Ditheridge           | Cooper T45               | 9     | 201.4 | Free practice |
| 47  | Brian Jolliffe            | Cooper T45               | 9     | 198.1 | Qualifying    |
| 12  | Rudi Friedrichs           | Cooper T53               | 7b    | 192.5 | Qualifying    |
| 248 | Klaus Lehr                | Maserati 250F CM5        | 6     | 191.8 | Qualifying    |
| 21  | Ian Nuthall               | Alta F2                  | 5     | 188.4 | Qualifying    |
| 19  | Paul Grant                | Cooper Bristol Mk 2 3/52 | 5     | 185.5 | Qualifying    |
| 34  | John Bussey               | Cooper T43               | 7c    | 176.1 | Free practice |
| 32  | Guy Plante                | Cooper Bristol           | 5     | 176.1 | Qualifying    |
| 30  | Julian Bronson            | Scarab Offenhauser       | 8     | 166.9 | Free practice |
| 11  | John Gillett              | MG K3                    | 1     | 142.8 | Qualifying    |



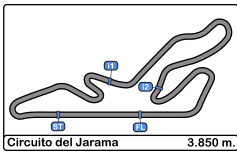
**Circuito del Jarama**  
**Historic Grand Prix Cars**  
**Race - 1**  
**Cuentavueltas**



**LAP**

| Nr  | Pos | Grid | 1   | 2   | 3   | 4   | 5   | 6   | 7   | 8   | 9   | 10  | 11  | 12 | 13 |
|-----|-----|------|-----|-----|-----|-----|-----|-----|-----|-----|-----|-----|-----|----|----|
| 22  | 1   | 22   | 40  | 40  | 40  | 12  | 12  | 12  | 12  | 12  | 12  | 12  | 2   | 2  | 2  |
| 40  | 2   | 40   | 22  | 22  | 12  | 2   | 22  | 22  | 22  | 2   | 2   | 2   | 12  | 12 | 12 |
| 73  | 3   | 73   | 73  | 12  | 2   | 40  | 40  | 40  | 2   | 22  | 22  | 22  | 22  | 40 | 22 |
| 91  | 4   | 91   | 12  | 2   | 22  | 22  | 2   | 2   | 40  | 40  | 40  | 40  | 40  | 22 | 40 |
| 3   | 5   | 3    | 2   | 73  | 73  | 73  | 73  | 73  | 73  | 73  | 73  | 73  | 73  | 73 | 91 |
| 2   | 6   | 2    | 91  | 91  | 91  | 91  | 91  | 91  | 91  | 91  | 91  | 91  | 91  | 91 | 73 |
| 12  | 7   | 12   | 14  | 14  | 14  | 31  | 31  | 31  | 31  | 31  | 31  | 31  | 31  | 31 | 42 |
| 14  | 8   | 14   | 31  | 31  | 31  | 14  | 14  | 42  | 42  | 42  | 42  | 42  | 42  | 42 | 31 |
| 31  | 9   | 31   | 42  | 42  | 42  | 42  | 42  | 14  | 14  | 14  | 14  | 14  | 14  | 14 | 14 |
| 42  | 10  | 42   | 19  | 19  | 19  | 53  | 53  | 53  | 53  | 53  | 248 | 248 | 248 | 53 | 53 |
| 27  | 11  | 27   | 8   | 8   | 8   | 19  | 19  | 248 | 248 | 248 | 53  | 53  | 53  | 19 | 19 |
| 248 | 12  | 248  | 21  | 53  | 53  | 248 | 248 | 19  | 19  | 19  | 19  | 19  | 19  | 21 | 21 |
| 47  | 13  | 47   | 248 | 248 | 248 | 8   | 8   | 21  | 21  | 21  | 21  | 21  | 21  | 8  | 8  |
| 8   | 14  | 8    | 53  | 21  | 21  | 21  | 21  | 8   | 8   | 8   | 8   | 8   | 8   | 8  | 47 |
| 21  | 15  | 21   | 34  | 47  | 47  | 47  | 47  | 47  | 47  | 47  | 47  | 47  | 47  | 47 | 34 |
| 19  | 16  | 19   | 47  | 34  | 34  | 34  | 34  | 34  | 34  | 34  | 34  | 34  | 34  | 34 | 32 |
| 34  | 17  | 34   | 32  | 32  | 32  | 32  | 32  | 32  | 32  | 32  | 32  | 32  | 32  | 32 | 32 |
| 32  | 18  | 32   | 11  | 11  | 11  | 11  | 11  | 11  | 11  | 11  | 11  | 11  | 11  | 11 | 11 |
| 30  | 19  | 30   |     |     |     |     |     |     |     |     |     |     |     |    |    |
| 11  | 20  | 11   |     |     |     |     |     |     |     |     |     |     |     |    |    |
| 53  | 21  | 53   |     |     |     |     |     |     |     |     |     |     |     |    |    |

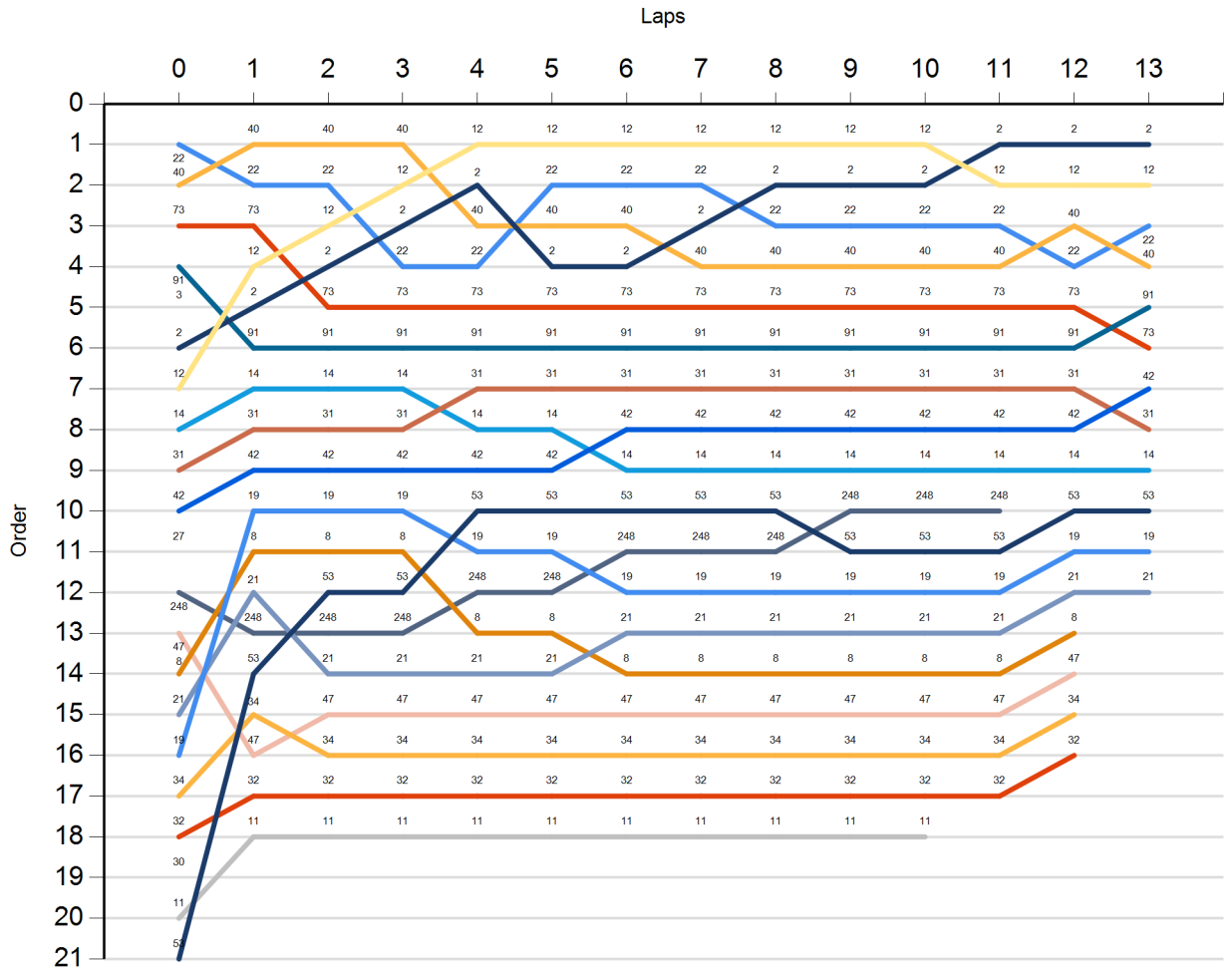


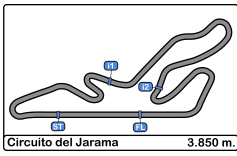


**Circuito del Jarama**  
**Historic Grand Prix Cars**  
**Race - 1**  
**Cuentavueltas Gráfico**



- 22
- 40
- 73
- 91
- 3
- 2
- 12
- 14
- 31
- 42
- 27
- 248
- 47
- 8
- 21
- 19
- 34
- 32
- 30
- 11
- 53





Circuito del Jarama  
Historic Grand Prix Cars  
Race - 1  
Tiempos Parada en Pit



| Nº | In Day Time | Driver | Car | Class | In Time | Stop Nº | Pit Time | Handicap | Penalty |
|----|-------------|--------|-----|-------|---------|---------|----------|----------|---------|
|----|-------------|--------|-----|-------|---------|---------|----------|----------|---------|

