


**Circuito del Jarama**  
**Historic Grand Prix Cars**  
**Qualifying**  
**Resultados Provisionales**

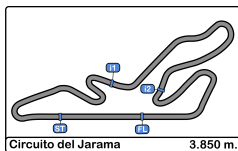


Cls	Nº	Driver	Car	Class	Cls	Laps	Best	Time	Gap	Interval	Km/h
1	22	Peter Horsman	Lotus 18/21	12	1	14	14	1:47.062			129.4
2	40	Joaquin Folch-Rusinol	Lotus 16 365	7a	1	10	6	1:47.613	0.551	0.551	128.7
3	73	Tom Dark	Cooper T51	7b	1	11	5	1:48.259	1.197	0.646	128.0
4	91	Chris Drake	Cooper T71/73	10	1	9	4	1:48.768	1.706	0.509	127.4
5	3	Barry Cannell	Brabham BT11A	12	2	13	9	1:48.979	1.917	0.211	127.1
6	2	Rod Jolley	Cooper T45/51	7b	2	13	5	1:49.489	2.427	0.510	126.5
7	12	Rudi Friedrichs	Cooper T53	7b	3	12	8	1:50.498	3.436	1.009	125.4
8	14	Richard Wilson	Cooper T51	7b	4	13	13	1:51.526	4.464	1.028	124.2
9	31	Guillermo Fierro	Maserati 250F 2523	6	1	9	6	1:52.232	5.170	0.706	123.4
10	42	James Willis	Cooper T45	9	1	11	5	1:53.247	6.185	1.015	122.3
11	27	Steve Hart (Chris Wilson)	Cooper T51	9	2	9	4	1:56.896	9.834	3.649	118.5
12	248	Klaus Lehr	Maserati 250F CM5	6	2	10	6	1:57.004	9.942	0.108	118.4
13	47	Brian Jolliffe	Cooper T45	9	3	10	3	1:58.670	11.608	1.666	116.7
14	8	Tony Ditheridge	Cooper T45	9	4	9	4	1:59.610	12.548	0.940	115.8
15	21	Ian Nuthall	Alta F2	5	1	8	6	2:00.198	13.136	0.588	115.3
16	19	Paul Grant	Cooper Bristol Mk 2 3/52	5	2	12	8	2:01.886	14.824	1.688	113.7
17	34	John Bussey	Cooper T43	7c	1	12	8	2:02.674	15.612	0.788	112.9
18	32	Guy Plante	Cooper Bristol	5	3	11	11	2:09.864	22.802	7.190	106.7
19	30	Julian Bronson	Scarab Offenhauser	8	1	2	2	2:27.057	39.995	17.193	94.2
20	11	John Gillett	MG K3	1	1	10	7	2:29.786	42.724	2.729	92.5
21	53	Justin Maers	Cooper T53	12	3	1	1	16:40:34	16:38:46	16:38:04	00.0

Published at:.....

<b>Stewards:</b>	<b>Race Director:</b>	<b>Timekeeper:</b> 
------------------	-----------------------	--






Circuito del Jarama  
Historic Grand Prix Cars  
Qualifying



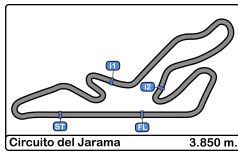
Resultados Provisionales por categoria

Cls	Nº	Driver	Car	Class	Cls	Laps	Best	Time	Gap	Interval	Km/h
<b>1</b>											
1	11	John Gillett	MG K3	1	1	10	7	2:29.786			92.5
<b>10</b>											
1	91	Chris Drake	Cooper T71/73	10	1	9	4	1:48.768			127.4
<b>12</b>											
1	22	Peter Horsman	Lotus 18/21	12	1	14	14	1:47.062			129.4
2	3	Barry Cannell	Brabham BT11A	12	2	13	9	1:48.979	1.917	1.917	127.1
3	53	Justin Maeers	Cooper T53	12	3	1	1	16:40:34	16:38:46	16:38:45	00.0
<b>5</b>											
1	21	Ian Nuthall	Alta F2	5	1	8	6	2:00.198			115.3
2	19	Paul Grant	Cooper Bristol Mk 2 3/52	5	2	12	8	2:01.886	1.688	1.688	113.7
3	32	Guy Plante	Cooper Bristol	5	3	11	11	2:09.864	9.666	7.978	106.7
<b>6</b>											
1	31	Guillermo Fierro	Maserati 250F 2523	6	1	9	6	1:52.232			123.4
2	248	Klaus Lehr	Maserati 250F CM5	6	2	10	6	1:57.004	4.772	4.772	118.4
<b>7a</b>											
1	40	Joaquin Folch-Rusinol	Lotus 16 365	7a	1	10	6	1:47.613			128.7
<b>7b</b>											
1	73	Tom Dark	Cooper T51	7b	1	11	5	1:48.259			128.0
2	2	Rod Jolley	Cooper T45/51	7b	2	13	5	1:49.489	1.230	1.230	126.5
3	12	Rudi Friedrichs	Cooper T53	7b	3	12	8	1:50.498	2.239	1.009	125.4
4	14	Richard Wilson	Cooper T51	7b	4	13	13	1:51.526	3.267	1.028	124.2
<b>7c</b>											
1	34	John Bussey	Cooper T43	7c	1	12	8	2:02.674			112.9
<b>8</b>											
1	30	Julian Bronson	Scarab Offenhauser	8	1	2	2	2:27.057			94.2
<b>9</b>											
1	42	James Willis	Cooper T45	9	1	11	5	1:53.247			122.3
2	27	Steve Hart (Chris Wilson)	Cooper T51	9	2	9	4	1:56.896	3.649	3.649	118.5
3	47	Brian Jolliffe	Cooper T45	9	3	10	3	1:58.670	5.423	1.774	116.7
4	8	Tony Ditheridge	Cooper T45	9	4	9	4	1:59.610	6.363	0.940	115.8

Published at:.....

Stewards:	Race Director:	Timekeeper: 
-----------	----------------	---





**Circuito del Jarama**  
**Historic Grand Prix Cars**  
**Qualifying**  
**Tiempos Por Vuelta**



2

Rod Jolley

7b 11

John Gillett

1

Cooper T45/51

MG K3

Lap D	Time	Sector 1	Sector 2	Sector 3	T. Spd	Elapsed	Lap D	Time	Sector 1	Sector 2	Sector 3	T. Spd	Elapsed		
1	16:17:53.231	16:16:40.826	40.199	32.206	85.3	16:17:53.231	1	16:18:34.235	16:16:54.515	55.713	44.007	80.4	16:18:34.235		
2	1:56.549	47.238	37.389	31.922	191.1	16:19:49.780	2	2:31.518	57.837	51.126	42.555	135.5	16:21:05.753		
3	1:50.513	42.597	36.864	31.052	198.5	16:21:40.293	3	2:31.335	55.863	51.860	43.612	142.8	16:23:37.088		
4	1:51.185	42.300	36.749	32.136	203.0	16:23:31.478	4	2:30.625	56.784	51.573	42.268	134.1	16:26:07.713		
5	1:49.489	42.146	36.622	30.721	201.8	16:25:20.967	5	2:31.488	57.353	51.985	42.150	137.4	16:28:39.201		
6	1:50.275	41.892	37.140	31.243	210.5	16:27:11.242	6	2:30.866	56.487	52.628	41.751	132.5	16:31:10.067		
7	1:52.073	42.215	37.418	32.440	202.6	16:29:03.315	7	2:29.786	56.114	51.248	42.424	140.9	16:33:39.853		
8	1:51.175	42.629	37.498	31.048	200.0	16:30:54.490	8	2:30.034	56.035	52.772	41.227	135.3	16:36:09.887		
9	1:50.252	42.303	36.778	31.171	207.2	16:32:44.742	9	2:30.661	55.941	52.056	42.664	134.8	16:38:40.548		
10	1:51.756	43.651	36.788	31.317	168.2	16:34:36.498	10	2:31.631	57.228	52.802	41.601	128.2	16:41:12.179		
11	1:56.235	44.634	39.842	31.759	165.3	16:36:32.733	11		1:03.522	59.140		110.8			
12	1:54.164	44.105	38.511	31.548	173.0	16:38:26.897	<b>12</b>								
13	1:59.650	47.067	41.279	31.304	150.0	16:40:26.547	Rudi Friedrichs								7b
14	47.841	47.074		207.6			Cooper T53								

3

Barry Cannell

12

Brabham BT11A

Lap D	Time	Sector 1	Sector 2	Sector 3	T. Spd	Elapsed	Lap D	Time	Sector 1	Sector 2	Sector 3	T. Spd	Elapsed		
1	16:17:45.386	16:16:27.708	44.111	33.567	106.9	16:17:45.386	1	16:17:24.222	16:16:14.996	37.964	31.262	98.9	16:17:24.222		
2	1:56.140	45.828	38.527	31.785	170.3	16:19:41.526	2	1:50.614	41.879	37.266	31.469	192.5	16:19:14.836		
3	1:51.512	42.355	37.849	31.308	216.4	16:21:33.038	3	1:51.385	42.543	37.263	31.579	186.8	16:21:06.221		
4	1:52.421	42.286	38.601	31.534	206.1	16:23:25.459	4	1:52.530	43.523	37.616	31.391	180.3	16:22:58.751		
5	1:49.343	41.786	37.121	30.436	211.3	16:25:14.802	5	1:52.284	43.355	37.616	31.313	186.5	16:24:51.035		
6	1:49.238	41.148	37.302	30.788	218.6	16:27:04.040	6	1:51.710	42.871	37.450	31.389	177.0	16:26:42.745		
7	1:49.818	41.448	37.448	30.922	205.3	16:28:53.858	7	1:51.315	42.321	37.828	31.166	182.1	16:28:34.060		
8	1:50.543	42.358	37.406	30.779	204.9	16:30:44.401	8	1:50.498	42.303	37.212	30.983	186.5	16:30:24.558		
9	1:48.979	41.895	36.827	30.257	206.8	16:32:33.380	9	1:51.188	42.022	38.096	31.070	191.8	16:32:15.746		
10	1:49.799	41.297	37.924	30.578	213.0	16:34:23.179	10	1:50.771	42.816	36.898	31.057	164.6	16:34:06.517		
11	1:49.199	41.923	36.828	30.448	206.8	16:36:12.378	11	1:51.395	42.799	37.098	31.498	174.7	16:35:57.912		
12	1:49.332	42.274	36.823	30.235	185.2	16:38:01.710	12	1:52.298	41.888	38.367	32.043	185.8	16:37:50.210		
13	1:49.985	42.781	36.664	30.540	194.2	16:39:51.695	13		43.883	39.041		169.5			
14	43.913	37.151		190.1			<b>14</b>								7b
							Richard Wilson								
							Cooper T51								

8

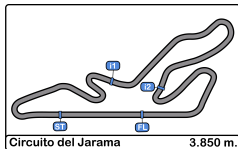
Tony Ditheridge

9

Cooper T45

Lap D	Time	Sector 1	Sector 2	Sector 3	T. Spd	Elapsed	Lap D	Time	Sector 1	Sector 2	Sector 3	T. Spd	Elapsed
1	16:18:04.910	16:16:43.986	46.458	34.466	90.3	16:18:04.910	1	16:17:19.981	16:16:08.685	39.363	31.933	95.4	16:17:19.981
2	2:05.870	49.070	42.909	33.891	150.2	16:20:10.780	2	1:59.658	43.124	45.022	31.512	199.6	16:19:19.639
3	2:02.025	45.655	42.595	33.775	186.5	16:22:12.805	3	1:53.129	43.178	38.249	31.702	206.1	16:21:12.768
4	1:59.610	45.627	40.924	33.059	179.4	16:24:12.415	4	1:54.655	44.488	38.414	31.753	204.9	16:23:07.423
5	2:00.205	45.362	41.582	33.261	181.5	16:26:12.620	5	1:52.584	42.646	38.610	31.328	204.1	16:25:00.007
6	1:59.861	45.753	40.888	33.220	183.6	16:28:12.481	6	1:52.610	42.539	38.598	31.473	209.3	16:26:52.617
7	2:07.589	50.362	42.301	34.926	185.8	16:30:20.070	7	1:51.844	42.600	37.778	31.466	209.7	16:28:44.461
8	2:01.160	45.919	41.326	33.915	167.1	16:32:21.230	8	1:51.653	43.088	37.466	31.099	187.1	16:30:36.114
9	2:18.995 P	48.402	42.566	48.027	135.3	16:34:40.225	9	1:51.784	42.406	37.366	32.012	201.4	16:32:27.898
							10	1:57.720	46.122	39.431	32.167	192.1	16:34:25.618
							11	1:53.176	43.842	37.821	31.513	212.5	16:36:18.794
							12	1:52.047	42.937	37.793	31.317	196.0	16:38:10.841
							13	1:51.526	42.814	37.592	31.120	179.7	16:40:02.367
							14		49.935	47.997		162.1	





**Circuito del Jarama**  
**Historic Grand Prix Cars**  
**Qualifying**  
**Tiempos Por Vuelta**



19

Paul Grant

5 27

Steve Hart (Chris Wilson)

9

Cooper Bristol Mk 2 3/52

Cooper T51

Lap	D	Time	Sector 1	Sector 2	Sector 3	T. Spd	Elapsed	Lap	D	Time	Sector 1	Sector 2	Sector 3	T. Spd	Elapsed
1		16:17:43.606	16:16:24.725	43.657	35.224	75.8	16:17:43.606	1		16:17:51.624	16:16:36.351	41.909	33.364	84.5	16:17:51.624
2		2:04.138	47.740	41.823	34.575	175.6	16:19:47.744	2		1:57.789	45.390	39.271	33.128	204.5	16:19:49.413
3		2:02.611	47.257	41.229	34.125	182.4	16:21:50.355	3		1:58.851	46.095	39.957	32.799	191.8	16:21:48.264
4		2:03.188	47.431	41.297	34.460	164.3	16:23:53.543	4		1:56.896	45.238	38.718	32.940	207.2	16:23:45.160
5		2:03.800	47.510	42.271	34.019	169.2	16:25:57.343	5		1:57.160	45.210	38.818	33.132	207.2	16:25:42.320
6		2:03.011	47.474	41.507	34.030	168.7	16:28:00.354	6		1:57.399	45.849	38.465	33.085	196.3	16:27:39.719
7		2:03.530	47.009	42.058	34.463	178.5	16:30:03.884	7		1:59.861	46.162	40.016	33.683	202.6	16:29:39.580
8		2:01.886	47.014	40.687	34.185	185.5	16:32:05.770	8		2:00.609	46.915	39.656	34.038	196.3	16:31:40.189
9		2:03.298	48.174	40.935	34.189	155.3	16:34:09.068	9		2:00.413	47.180	39.359	33.874	191.4	16:33:40.602
10		2:03.504	48.113	41.209	34.182	165.1	16:36:12.572	<b>30</b> Julian Bronson							8
11		2:06.397	49.102	42.199	35.096	144.3	16:38:18.969								8
12		2:14.118	52.411	45.325	36.382	129.4	16:40:33.087								Scarab Offenhauser
13		1:02.239	55.321		93.1			Lap D	Time	Sector 1	Sector 2	Sector 3	T. Spd	Elapsed	
								1	16:18:02.855	16:16:46.269	43.302	33.284	80.0	16:18:02.855	
								2	2:27.057 P	48.886	50.467	47.704	154.7	16:20:29.912	

21

Ian Nuthall

5

Alta F2

Lap	D	Time	Sector 1	Sector 2	Sector 3	T. Spd	Elapsed	Lap	D	Time	Sector 1	Sector 2	Sector 3	T. Spd	Elapsed
1		16:17:45.369	16:16:26.746	43.476	35.147	84.9	16:17:45.369	<b>31</b> Guillermo Fierro							6
2		2:07.255	48.169	42.331	36.755	158.3	16:19:52.624								Maserati 250F 2523
3		2:00.792	46.671	40.349	33.772	185.2	16:21:53.416	Lap D	Time	Sector 1	Sector 2	Sector 3	T. Spd	Elapsed	
4		2:00.670	46.331	40.495	33.844	188.4	16:23:54.086	1	16:17:33.794	16:16:22.444	39.314	32.036	98.1	16:17:33.794	
5		2:08.720	48.442	44.458	35.820	160.0	16:26:02.806	2	1:54.179	43.593	38.734	31.852	189.8	16:19:27.973	
6		2:00.198	46.540	40.414	33.244	188.4	16:28:03.004	3	1:53.603	43.633	38.132	31.838	190.1	16:21:21.576	
7		2:07.644	47.897	44.143	35.604	173.9	16:30:10.648	4	1:53.658	43.600	38.338	31.720	196.0	16:23:15.234	
8		2:21.046 P	49.227	44.946	46.873	166.9	16:32:31.694	5	1:52.974	43.277	38.008	31.689	200.7	16:25:08.208	
								6	1:52.232	43.474	37.367	31.391	198.5	16:27:00.440	
								7	2:02.813 P	43.664	37.607	41.542	198.8	16:29:03.253	
								8	4:49.155	3:36.771	40.955	31.429	95.9	16:33:52.408	
								9	1:52.844	43.596	37.761	31.487	206.1	16:35:45.252	
								10		46.824	39.808		138.4		

22

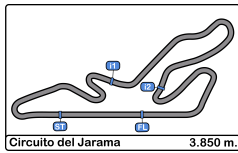
Peter Horsman

12

Lotus 18/21

Lap	D	Time	Sector 1	Sector 2	Sector 3	T. Spd	Elapsed	Lap	D	Time	Sector 1	Sector 2	Sector 3	T. Spd	Elapsed
1		16:17:15.823	16:16:05.694	38.751	31.378	103.1	16:17:15.823	<b>32</b> Guy Plante							5
2		1:49.729	41.713	36.600	31.416	211.3	16:19:05.552								Cooper Bristol
3		1:50.303	42.065	37.095	31.143	222.6	16:20:55.855	Lap D	Time	Sector 1	Sector 2	Sector 3	T. Spd	Elapsed	
4		1:48.630	41.808	36.309	30.513	200.0	16:22:44.485	1	16:17:51.548	16:16:28.584	46.933	36.031	103.3	16:17:51.548	
5		1:47.853	41.165	35.796	30.892	208.0	16:24:32.338	2	2:16.687	50.375	49.948	36.364	176.1	16:20:08.235	
6		1:47.747	41.348	35.909	30.490	207.6	16:26:20.085	3	2:10.491	49.823	45.030	35.638	158.8	16:22:18.726	
7		1:47.834	41.491	36.333	30.010	231.7	16:28:07.919	4	2:10.922	48.910	45.305	36.707	159.5	16:24:29.648	
8		1:49.073	41.345	37.961	29.767	212.1	16:29:56.992	5	2:10.037	49.885	44.676	35.476	157.6	16:26:39.685	
9		1:48.824	41.266	37.074	30.484	218.6	16:31:45.816	6	2:11.725	50.155	45.481	36.089	151.6	16:28:51.410	
10		1:48.084	41.537	35.950	30.597	222.2	16:33:33.900	7	2:11.514	50.038	45.325	36.151	143.4	16:31:02.924	
11		1:52.080	42.394	38.648	31.038	201.4	16:35:25.980	8	2:10.173	49.737	45.169	35.267	165.3	16:33:13.097	
12		1:47.873	41.992	35.495	30.386	190.4	16:37:13.853	9	2:30.595	56.223	57.254	37.118	121.3	16:35:43.692	
13		1:47.701	41.428	36.046	30.227	201.1	16:39:01.554	10	2:12.946	51.296	46.321	35.329	130.5	16:37:56.638	
14		1:47.062	41.168	35.668	30.226	217.7	16:40:48.616	11	2:09.864	49.929	44.840	35.095	145.9	16:40:06.502	
15		55.745	57.037		156.2			12		55.523	50.980		127.8		





**Circuito del Jarama**  
**Historic Grand Prix Cars**  
**Qualifying**  
**Tiempos Por Vuelta**



34

John Bussey

7c 47

Brian Jolliffe

9

Cooper T43

Cooper T45

Lap	D	Time	Sector 1	Sector 2	Sector 3	T. Spd	Elapsed	Lap	D	Time	Sector 1	Sector 2	Sector 3	T. Spd	Elapsed
1		16:17:55.310	16:16:36.066	42.703	36.541	84.3	16:17:55.310	1		16:17:48.658	16:16:29.388	45.140	34.130	93.4	16:17:48.658
2		2:08.777	51.188	43.398	34.191	163.1	16:20:04.087	2		2:07.505	53.231	40.487	33.787	177.6	16:19:56.163
3		2:03.776	47.334	41.429	35.013	159.0	16:22:07.863	3		1:58.670	45.848	39.944	32.878	177.6	16:21:54.833
4		2:03.256	47.861	40.983	34.412	151.6	16:24:11.119	4		1:59.182	45.682	40.642	32.858	186.8	16:23:54.015
5		2:03.904	48.129	41.680	34.095	151.8	16:26:15.023	5		2:03.296	46.958	42.695	33.643	188.1	16:25:57.311
6		2:04.930	48.767	41.679	34.484	164.8	16:28:19.953	6		2:01.942	46.833	41.409	33.700	198.1	16:27:59.253
7		2:03.125	48.018	41.047	34.060	164.3	16:30:23.078	7		2:02.361	46.742	41.342	34.277	181.5	16:30:01.614
8		2:02.674	47.806	40.919	33.949	151.6	16:32:25.752	8		2:02.240	46.232	41.953	34.055	174.1	16:32:03.854
9		2:04.913	48.193	42.073	34.647	141.9	16:34:30.665	9		2:00.616	46.366	40.506	33.744	170.6	16:34:04.470
10		2:03.855	48.038	41.423	34.394	152.3	16:36:34.520	10		2:00.048	46.500	40.191	33.357	183.3	16:36:04.518
11		2:03.941	47.939	41.083	34.919	145.9	16:38:38.461	11			48.839	44.651		156.2	
12		2:03.129	47.732	41.201	34.196	148.1	16:40:41.590								
13		58.204	54.379			116.1									

53

Justin Maeers

12

Cooper T53

40

Joaquin Folch-Rusinol

7a

Lotus 16 365

Lap	D	Time	Sector 1	Sector 2	Sector 3	T. Spd	Elapsed	Lap	D	Time	Sector 1	Sector 2	Sector 3	T. Spd	Elapsed
1		16:17:10.801	16:16:01.976	37.826	30.999	100.8	16:17:10.801	1		16:40:34.055	16:39:17.636	41.707	34.712	101.5	16:40:34.055
2		1:49.516	42.063	37.073	30.380	207.2	16:19:00.317	2			45.372	43.113		180.0	
3		1:48.807	41.728	36.656	30.423	202.6	16:20:49.124								
4		1:48.925	41.700	36.669	30.556	219.5	16:22:38.049								
5		1:48.163	41.605	36.325	30.233	199.6	16:24:26.212								
6		1:47.613	41.060	36.249	30.304	216.4	16:26:13.825								
7		1:49.878	42.376	36.295	31.207	187.5	16:28:03.703								
8		1:50.515	43.646	36.739	30.130	196.3	16:29:54.218								
9		1:52.358	43.292	39.082	29.984	211.3	16:31:46.576								
10		4:21.390 P	2:17.448	1:05.844	58.098	234.7	16:36:07.966								

73

Tom Dark

7b

Cooper T51

Lap	D	Time	Sector 1	Sector 2	Sector 3	T. Spd	Elapsed	Lap	D	Time	Sector 1	Sector 2	Sector 3	T. Spd	Elapsed
1		16:17:14.711	16:16:05.135	38.780	30.796	97.5	16:17:14.711	1		16:17:14.711	16:16:05.135	38.780	30.796	97.5	16:17:14.711
2		1:52.054	44.273	36.918	30.863	224.0	16:19:06.765	2		1:52.054	44.273	36.918	30.863	224.0	16:19:06.765
3		1:50.125	42.350	37.437	30.338	212.1	16:20:56.890	3		1:50.125	42.350	37.437	30.338	212.1	16:20:56.890
4		1:48.813	42.022	36.298	30.493	211.3	16:22:45.703	4		1:48.813	42.022	36.298	30.493	211.3	16:22:45.703
5		1:48.259	41.337	36.511	30.411	219.0	16:24:33.962	5		1:48.259	41.337	36.511	30.411	219.0	16:24:33.962
6		1:48.889	42.128	36.635	30.126	210.5	16:26:22.851	6		1:48.889	42.128	36.635	30.126	210.5	16:26:22.851
7		1:52.576	43.666	38.662	30.248	213.8	16:28:15.427	7		1:52.576	43.666	38.662	30.248	213.8	16:28:15.427
8		1:51.364	43.090	37.320	30.954	212.5	16:30:06.791	8		1:51.364	43.090	37.320	30.954	212.5	16:30:06.791
9		1:51.490	43.404	37.306	30.780	208.4	16:31:58.281	9		1:51.490	43.404	37.306	30.780	208.4	16:31:58.281
10		1:52.593	43.918	37.772	30.903	163.8	16:33:50.874	10		1:52.593	43.918	37.772	30.903	163.8	16:33:50.874
11		1:52.233	43.486	38.007	30.740	223.1	16:35:43.107	11		1:52.233	43.486	38.007	30.740	223.1	16:35:43.107
12		45.904	38.232			174.1		12		45.904	38.232			174.1	

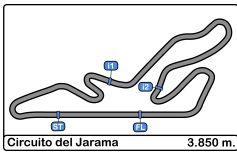
91

Chris Drake

10

Cooper T71/73

Lap	D	Time	Sector 1	Sector 2	Sector 3	T. Spd	Elapsed	Lap	D	Time	Sector 1	Sector 2	Sector 3	T. Spd	Elapsed
1		16:17:12.432	16:16:03.340	38.188	30.904	97.8	16:17:12.432	1		16:17:12.432	16:16:03.340	38.188	30.904	97.8	16:17:12.432
2		1:54.251	43.365	37.878	33.008	196.0	16:19:06.683	2		1:54.251	43.365	37.878	33.008	196.0	16:19:06.683
3		1:51.442	42.949	37.856	30.637	190.4	16:20:58.125	3		1:51.442	42.949	37.856	30.637	190.4	16:20:58.125
4		1:48.768	41.806	36.470	30.492	213.8	16:22:46.893	4		1:48.768	41.806	36.470	30.492	213.8	16:22:46.893
5		1:49.233	42.110	36.656	30.467	206.5	16:24:36.126	5		1:49.233	42.110	36.656	30.467	206.5	16:24:36.126
6		1:49.875	42.703	36.713	30.459	208.0	16:26:26.001	6		1:49.875	42.703	36.713	30.459	208.0	16:26:26.001
7		1:51.059	42.856	37.287	30.916	205.7	16:28:17.060	7		1:51.059	42.856	37.287	30.916	205.7	16:28:17.060
8		1:50.784	42.500	36.892	31.392	207.6	16:30:07.844	8		1:50.784	42.500	36.892	31.392	207.6	16:30:07.844
9		2:09.715 P	42.827	37.920	48.968	216.4	16:32:17.559	9		2:09.715 P	42.827	37.920	48.968	216.4	16:32:17.559



Circuito del Jarama  
Historic Grand Prix Cars  
Qualifying  
Tiempos Por Vuelta



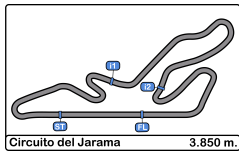
248

Klaus Lehr

6

Maserati 250F CM5

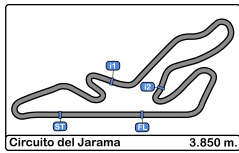
Lap	D	Time	Sector 1	Sector 2	Sector 3	T. Spd	Elapsed
1		16:18:06.278	16:16:49.465	43.987	32.826	77.8	16:18:06.278
2		2:01.586	46.148	41.793	33.645	174.1	16:20:07.864
3		1:59.418	44.760	40.750	33.908	180.6	16:22:07.282
4		1:59.877	45.491	41.115	33.271	175.8	16:24:07.159
5		1:58.956	44.605	41.008	33.343	191.8	16:26:06.115
6		<b>1:57.004</b>	44.631	<b>39.994</b>	<b>32.379</b>	187.1	16:28:03.119
7		1:58.744	45.316	40.714	32.714	177.6	16:30:01.863
8		1:58.705	<b>44.553</b>	40.979	33.173	181.2	16:32:00.568
9		1:59.101	45.499	40.493	33.109	159.0	16:33:59.669
10		1:59.710	45.175	40.407	34.128	164.6	16:35:59.379
11			51.592	51.324		167.9	



**Circuito del Jarama**  
**Historic Grand Prix Cars**  
**Qualifying**  
**Mejores Sectores**



Sector - 1				Sector - 2				Sector - 3				Ideal Lap vs Best Lap			
Clas	Nº	Driver	Time	Nº	Driver	Time	Nº	Driver	Time	Clas	Nº	Driver	Ideal Lap	Best Lap	Clas
1	40	Joaquin Folch-Rusinol	41.060	22	Peter Horsman	35.495	22	Peter Horsman	29.767	1	22	Peter Horsman	1:46.427	1:47.062	1
2	3	Barry Cannell	41.148	40	Joaquin Folch-Rusinol	36.249	40	Joaquin Folch-Rusinol	29.984	2	40	Joaquin Folch-Rusinol	1:47.293	1:47.613	2
3	22	Peter Horsman	41.165	73	Tom Dark	36.298	73	Tom Dark	30.126	3	73	Tom Dark	1:47.761	1:48.259	3
4	73	Tom Dark	41.337	91	Chris Drake	36.470	3	Barry Cannell	30.235	4	3	Barry Cannell	1:48.047	1:48.979	5
5	91	Chris Drake	41.806	2	Rod Jolley	36.622	91	Chris Drake	30.459	5	91	Chris Drake	1:48.735	1:48.768	4
6	12	Rudi Friedrichs	41.879	3	Barry Cannell	36.664	2	Rod Jolley	30.721	6	2	Rod Jolley	1:49.235	1:49.489	6
7	2	Rod Jolley	41.892	12	Rudi Friedrichs	36.898	12	Rudi Friedrichs	30.983	7	12	Rudi Friedrichs	1:49.760	1:50.498	7
8	14	Richard Wilson	42.406	14	Richard Wilson	37.366	14	Richard Wilson	31.099	8	14	Richard Wilson	1:50.871	1:51.526	8
9	31	Guillermo Fierro	43.277	31	Guillermo Fierro	37.367	31	Guillermo Fierro	31.391	9	31	Guillermo Fierro	1:52.035	1:52.232	9
10	42	James Willis	43.462	42	James Willis	38.077	42	James Willis	31.674	10	42	James Willis	1:53.213	1:53.247	10
11	24	Klaus Lehr	44.553	27	Steve Hart (Chris	38.465	248	Klaus Lehr	32.379	11	27	Steve Hart (Chris	1:56.474	1:56.896	11
12	27	Steve Hart (Chris	45.210	47	Brian Jolliffe	39.944	27	Steve Hart (Chris	32.799	12	248	Klaus Lehr	1:56.926	1:57.004	12
13	8	Tony Ditheridge	45.362	248	Klaus Lehr	39.994	47	Brian Jolliffe	32.858	13	47	Brian Jolliffe	1:58.484	1:58.670	13
14	53	Justin Maeers	45.372	21	Ian Nuthall	40.349	8	Tony Ditheridge	33.059	14	8	Tony Ditheridge	1:59.309	1:59.610	14
15	47	Brian Jolliffe	45.682	19	Paul Grant	40.687	21	Ian Nuthall	33.244	15	21	Ian Nuthall	1:59.924	2:00.198	15
16	21	Ian Nuthall	46.331	8	Tony Ditheridge	40.888	30	Julian Bronson	33.284	16	19	Paul Grant	2:01.715	2:01.886	16
17	19	Paul Grant	47.009	34	John Bussey	40.919	34	John Bussey	33.949	17	53	Justin Maeers	2:01.791	Transpo	21
18	34	John Bussey	47.334	53	Justin Maeers	41.707	19	Paul Grant	34.019	18	34	John Bussey	2:02.202	2:02.674	17
19	30	Julian Bronson	48.886	30	Julian Bronson	43.302	53	Justin Maeers	34.712	19	30	Julian Bronson	2:05.472	2:27.057	19
20	32	Guy Plante	48.910	32	Guy Plante	44.676	32	Guy Plante	35.095	20	32	Guy Plante	2:08.681	2:09.864	18
21	11	John Gillett	55.863	11	John Gillett	51.126	11	John Gillett	41.227	21	11	John Gillett	2:28.216	2:29.786	20

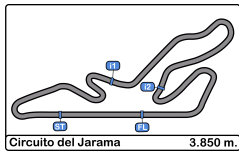


Circuito del Jarama  
Historic Grand Prix Cars  
Qualifying  
5 Mejores Tiempos



Cls	Nº	Driver	Car	Class	Best 1		Best 2		Best 3		Best 4		Best 5	
					Time	Lap	Time	Lap	Time	Lap	Time	Lap	Time	Lap
1	22	Peter Horsman	Lotus 18/21	12	1:47.062	14	1:47.701	13	1:47.747	6	1:47.834	7	1:47.853	5
2	40	Joaquin Folch-Rusinol	Lotus 16 365	7a	1:47.613	6	1:48.163	5	1:48.807	3	1:48.925	4	1:49.516	2
3	73	Tom Dark	Cooper T51	7b	1:48.259	5	1:48.813	4	1:48.889	6	1:50.125	3	1:51.364	8
4	91	Chris Drake	Cooper T71/73	10	1:48.768	4	1:49.233	5	1:49.875	6	1:50.784	8	1:51.059	7
5	3	Barry Cannell	Brabham BT11	12	1:48.979	9	1:49.199	11	1:49.238	6	1:49.332	12	1:49.343	5
6	2	Rod Jolley	Cooper T45/51	7b	1:49.489	5	1:50.252	9	1:50.275	6	1:50.513	3	1:51.175	8
7	12	Rudi Friedrichs	Cooper T53	7b	1:50.498	8	1:50.614	2	1:50.771	10	1:51.188	9	1:51.315	7
8	14	Richard Wilson	Cooper T51	7b	1:51.526	13	1:51.653	8	1:51.784	9	1:51.844	7	1:52.047	12
9	31	Guillermo Fierro	Maserati 250F	6	1:52.232	6	1:52.844	9	1:52.974	5	1:53.603	3	1:53.658	4
10	42	James Willis	Cooper T45	9	1:53.247	5	1:54.000	6	1:54.940	9	1:55.083	7	1:55.557	3
11	27	Steve Hart (Chris Wilson)	Cooper T51	9	1:56.896	4	1:57.160	5	1:57.399	6	1:57.789	2	1:58.851	3
12	24	Klaus Lehr	Maserati 250F	6	1:57.004	6	1:58.705	8	1:58.744	7	1:58.956	5	1:59.101	9
13	47	Brian Jolliffe	Cooper T45	9	1:58.670	3	1:59.182	4	2:00.048	10	2:00.616	9	2:01.942	6
14	8	Tony Ditheridge	Cooper T45	9	1:59.610	4	1:59.861	6	2:00.205	5	2:01.160	8	2:02.025	3
15	21	Ian Nuthall	Alta F2	5	2:00.198	6	2:00.670	4	2:00.792	3	2:07.255	2	2:07.644	7
16	19	Paul Grant	Cooper Bristol	5	2:01.886	8	2:02.611	3	2:03.011	6	2:03.188	4	2:03.298	9
17	34	John Bussey	Cooper T43	7c	2:02.674	8	2:03.125	7	2:03.129	12	2:03.256	4	2:03.776	3
18	32	Guy Plante	Cooper Bristol	5	2:09.864	11	2:10.037	5	2:10.173	8	2:10.491	3	2:10.922	4
19	30	Julian Bronson	Scarab Offenh	8	2:27.057	2								
20	11	John Gillett	MG K3	1	2:29.786	7	2:30.034	8	2:30.625	4	2:30.661	9	2:30.866	6
21	53	Justin Maeers	Cooper T53	12										

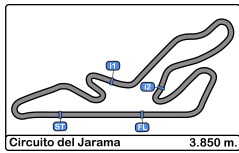




Circuito del Jarama  
 Historic Grand Prix Cars  
 Qualifying  
 5 Mejores Velocidades



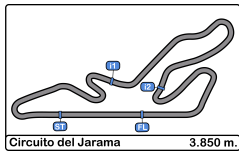
Cls	Nº	Driver	Car	Class	Top 1		Top 2		Top 3		Top 4		Top 5		Avg
					Km/h	Lap	Km/h	Lap	Km/h	Lap	Km/h	Lap	Km/h	Lap	
1	40	Joaquin Folch-Rusinol	Lotus 16 365	7a	234.7	10	219.5	4	216.4	6	211.3	9	207.2	2	217.8
2	22	Peter Horsman	Lotus 18/21	12	231.7	7	222.6	3	222.2	10	218.6	9	217.7	14	222.6
3	73	Tom Dark	Cooper T51	7b	224.0	2	223.1	11	219.0	5	213.8	7	212.5	8	218.5
4	3	Barry Cannell	Brabham BT11	12	218.6	6	216.4	3	213.0	10	211.3	5	206.8	9	213.2
5	91	Chris Drake	Cooper T71/73	10	216.4	9	213.8	4	208.0	6	207.6	8	206.5	5	210.5
6	14	Richard Wilson	Cooper T51	7b	212.5	11	209.7	7	209.3	6	206.1	3	204.9	4	208.5
7	42	James Willis	Cooper T45	9	210.9	9	204.5	5	197.4	6	196.0	3	194.5	2	200.7
8	2	Rod Jolley	Cooper T45/51	7b	210.5	6	207.6	14	207.2	9	203.0	4	202.6	7	206.2
9	27	Steve Hart (Chris Wilson)	Cooper T51	9	207.2	4	207.2	5	206.5	10	204.5	2	202.6	7	205.6
10	31	Guillermo Fierro	Maserati 250F	6	206.1	9	200.7	5	198.8	7	198.5	6	196.0	4	200.0
11	47	Brian Jolliffe	Cooper T45	9	198.1	6	188.1	5	186.8	4	183.3	10	181.5	7	187.6
12	12	Rudi Friedrichs	Cooper T53	7b	192.5	2	191.8	9	186.8	3	186.5	5	186.5	8	188.8
13	24	Klaus Lehr	Maserati 250F	6	191.8	5	187.1	6	181.2	8	180.6	3	177.6	7	183.6
14	21	Ian Nuthall	Alta F2	5	188.4	4	188.4	6	185.2	3	173.9	7	166.9	8	180.6
15	8	Tony Ditheridge	Cooper T45	9	186.5	3	185.8	7	183.6	6	181.5	5	179.4	4	183.4
16	19	Paul Grant	Cooper Bristol	5	185.5	8	182.4	3	178.5	7	175.6	2	169.2	5	178.2
17	53	Justin Maeers	Cooper T53	12	180.0	2	102.0	1	101.5	1					127.8
18	32	Guy Plante	Cooper Bristol	5	176.1	2	165.3	8	159.5	4	158.8	3	157.6	5	163.5
19	34	John Bussey	Cooper T43	7c	164.8	6	164.3	7	163.1	2	159.0	3	152.3	10	160.7
20	30	Julian Bronson	Scarab Offenh	8	154.7	2	80.0	1							117.3
21	11	John Gillett	MG K3	1	142.8	3	140.9	7	137.4	5	135.5	2	135.3	8	138.4



Circuito del Jarama  
Historic Grand Prix Cars  
Qualifying  
Secuencia Vueltas Rápidas



Lap	Time of Day	Session Time	Nº	Driver	Car	Class	Time	Km/h
2	18:19:00.317	2:04:00.317	40	Joaquin Folch-Rusinol	Lotus 16 365	7a	<b>1:49.516</b>	126.5
3	18:20:49.124	2:05:49.124	40	Joaquin Folch-Rusinol	Lotus 16 365	7a	<b>1:48.807</b>	127.3
4	18:22:44.485	2:07:44.485	22	Peter Horsman	Lotus 18/21	12	<b>1:48.630</b>	127.5
5	18:24:26.212	2:09:26.212	40	Joaquin Folch-Rusinol	Lotus 16 365	7a	<b>1:48.163</b>	128.1
5	18:24:32.338	2:09:32.338	22	Peter Horsman	Lotus 18/21	12	<b>1:47.853</b>	128.5
6	18:26:13.825	2:11:13.825	40	Joaquin Folch-Rusinol	Lotus 16 365	7a	<b>1:47.613</b>	128.7
14	18:40:48.616	2:25:48.616	22	Peter Horsman	Lotus 18/21	12	<b>1:47.062</b>	129.4

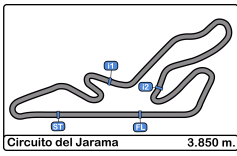


**Circuito del Jarama**  
**Historic Grand Prix Cars**  
**Qualifying**



**Mejor Maxima Velocidad del Evento**

Nº	Driver	Car	Class	Km/h	Session
40	Joaquin Folch-Rusinol	Lotus 16 365	7a	234.7	Qualifying
22	Peter Horsman	Lotus 18/21	12	231.7	Qualifying
73	Tom Dark	Cooper T51	7b	224.0	Qualifying
3	Barry Cannell	Brabham BT11A	12	218.6	Qualifying
91	Chris Drake	Cooper T71/73	10	216.4	Qualifying
14	Richard Wilson	Cooper T51	7b	212.5	Qualifying
42	James Willis	Cooper T45	9	210.9	Qualifying
2	Rod Jolley	Cooper T45/51	7b	210.5	Qualifying
27	Steve Hart (Chris Wilson)	Cooper T51	9	210.1	Free practice
31	Guillermo Fierro	Maserati 250F 2523	6	206.1	Qualifying
8	Tony Ditheridge	Cooper T45	9	201.4	Free practice
47	Brian Jolliffe	Cooper T45	9	198.1	Qualifying
12	Rudi Friedrichs	Cooper T53	7b	192.5	Qualifying
248	Klaus Lehr	Maserati 250F CM5	6	191.8	Qualifying
21	Ian Nuthall	Alta F2	5	188.4	Qualifying
19	Paul Grant	Cooper Bristol Mk 2 3/52	5	185.5	Qualifying
53	Justin Maeers	Cooper T53	12	180.0	Qualifying
34	John Bussey	Cooper T43	7c	176.1	Free practice
32	Guy Plante	Cooper Bristol	5	176.1	Qualifying
30	Julian Bronson	Scarab Offenhauser	8	166.9	Free practice
11	John Gillett	MG K3	1	142.8	Qualifying



**Circuito del Jarama**  
**Historic Grand Prix Cars**  
**Qualifying**  
**Tiempos Parada en Pit**



**31**

Guillermo Fierro

6

Maserati 250F 2523

Maserati 250F 2523

Nr.	In Day Time	In Time	Out Time	Pit Time	T. Pit Time	Handicap	Penalty
1	16:29:03.253	16:29:03.253	16:31:54.562	2:51.309	2:51.309		