


**Circuito del Jarama**  
**Historic Grand Prix Cars**  
**Free practice**  
**Resultados Provisionales**

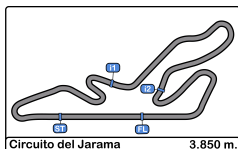


Cls	Nº	Driver	Car	Class	Cls	Laps	Best	Time	Gap	Interval	Km/h
1	40	Joaquin Folch-Rusinol	Lotus 16 365	7a	1	10	10	1:46.879			129.6
2	3	Barry Cannell	Brabham BT11A	12	1	10	10	1:49.454	2.575	2.575	126.6
3	12	Rudi Friedrichs	Cooper T53	7b	1	11	8	1:49.826	2.947	0.372	126.1
4	73	Tom Dark	Cooper T51	7b	2	8	7	1:49.847	2.968	0.021	126.1
5	91	Chris Drake	Cooper T71/73	10	1	11	9	1:51.263	4.384	1.416	124.5
6	2	Rod Jolley	Cooper T45/51	7b	3	11	10	1:51.472	4.593	0.209	124.3
7	31	Guillermo Fierro	Maserati 250F 2523	6	1	8	5	1:52.235	5.356	0.763	123.4
8	14	Richard Wilson	Cooper T51	7b	4	9	9	1:53.782	6.903	1.547	121.8
9	27	Steve Hart (Chris Wilson)	Cooper T51	9	1	9	7	1:54.549	7.670	0.767	120.9
10	248	Klaus Lehr	Maserati 250F CM5	6	2	9	7	1:58.938	12.059	4.389	116.5
11	47	Brian Jolliffe	Cooper T45	9	2	10	10	1:59.979	13.100	1.041	115.5
12	8	Tony Ditheridge	Cooper T45	9	3	10	7	2:01.094	14.215	1.115	114.4
13	30	Julian Bronson	Scarab Offenhauser	8	1	4	3	2:02.245	15.366	1.151	113.3
14	34	John Bussey	Cooper T43	7c	1	10	8	2:02.650	15.771	0.405	113.0
15	19	Paul Grant	Cooper Bristol Mk 2 3/52	5	1	10	7	2:02.963	16.084	0.313	112.7
16	21	Ian Nuthall	Alta F2	5	2	7	4	2:04.113	17.234	1.150	111.6
17	32	Guy Plante	Cooper Bristol	5	3	9	9	2:12.476	25.597	8.363	104.6
18	42	James Willis	Cooper T45	9	4	3	3	2:25.863	38.984	13.387	95.0
19	11	John Gillett	MG K3	1	1	8	8	2:31.731	44.852	5.868	91.3
20	53	Justin Maers	Cooper T53	12	2	1	1	12:02:59	12:01:12	12:00:27	00.0

Published at:.....

<b>Stewards:</b>	<b>Race Director:</b>	<b>Timekeeper:</b> 
------------------	-----------------------	---






Circuito del Jarama  
Historic Grand Prix Cars  
Free practice



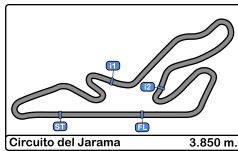
Resultados Provisionales por categoria

Cls	Nº	Driver	Car	Class	Cls	Laps	Best	Time	Gap	Interval	Km/h
<b>1</b>											
1	11	John Gillett	MG K3	1	1	8	8	2:31.731			91.3
<b>10</b>											
1	91	Chris Drake	Cooper T71/73	10	1	11	9	1:51.263			124.5
<b>12</b>											
1	3	Barry Cannell	Brabham BT11A	12	1	10	10	1:49.454			126.6
2	53	Justin Maers	Cooper T53	12	2	1	1	12:02:59	12:01:10	12:01:10	00.0
<b>5</b>											
1	19	Paul Grant	Cooper Bristol Mk 2 3/52	5	1	10	7	2:02.963			112.7
2	21	Ian Nuthall	Alta F2	5	2	7	4	2:04.113	1.150	1.150	111.6
3	32	Guy Plante	Cooper Bristol	5	3	9	9	2:12.476	9.513	8.363	104.6
<b>6</b>											
1	31	Guillermo Fierro	Maserati 250F 2523	6	1	8	5	1:52.235			123.4
2	248	Klaus Lehr	Maserati 250F CM5	6	2	9	7	1:58.938	6.703	6.703	116.5
<b>7a</b>											
1	40	Joaquin Folch-Rusinol	Lotus 16 365	7a	1	10	10	1:46.879			129.6
<b>7b</b>											
1	12	Rudi Friedrichs	Cooper T53	7b	1	11	8	1:49.826			126.1
2	73	Tom Dark	Cooper T51	7b	2	8	7	1:49.847	0.021	0.021	126.1
3	2	Rod Jolley	Cooper T45/51	7b	3	11	10	1:51.472	1.646	1.625	124.3
4	14	Richard Wilson	Cooper T51	7b	4	9	9	1:53.782	3.956	2.310	121.8
<b>7c</b>											
1	34	John Bussey	Cooper T43	7c	1	10	8	2:02.650			113.0
<b>8</b>											
1	30	Julian Bronson	Scarab Offenhauser	8	1	4	3	2:02.245			113.3
<b>9</b>											
1	27	Steve Hart (Chris Wilson)	Cooper T51	9	1	9	7	1:54.549			120.9
2	47	Brian Jolliffe	Cooper T45	9	2	10	10	1:59.979	5.430	5.430	115.5
3	8	Tony Ditheridge	Cooper T45	9	3	10	7	2:01.094	6.545	1.115	114.4
4	42	James Willis	Cooper T45	9	4	3	3	2:25.863	31.314	24.769	95.0

Published at:.....

Stewards:	Race Director:	Timekeeper: 
-----------	----------------	---





**Circuito del Jarama**  
**Historic Grand Prix Cars**  
 Free practice  
**Tiempos Por Vuelta**



2

Rod Jolley

7b 12

Rudi Friedrichs

7b

Cooper T45/51

Cooper T53

Lap D	Time	Sector 1	Sector 2	Sector 3	T. Spd	Elapsed	Lap D	Time	Sector 1	Sector 2	Sector 3	T. Spd	Elapsed
1	12:02:24.743	12:01:01.464	46.189	37.090	74.1	12:02:24.743	1	12:02:22.338	12:01:05.395	42.785	34.158	101.7	12:02:22.338
2	2:07.476	49.524	43.259	34.693	154.7	12:04:32.219	2	1:55.741	44.207	39.242	32.292	170.0	12:04:18.079
3	2:02.158	46.000	40.895	35.263	165.8	12:06:34.377	3	1:53.288	43.626	38.050	31.612	166.4	12:06:11.367
4	1:55.193	43.949	39.147	32.097	167.9	12:08:29.570	4	1:53.374	43.929	37.754	31.691	168.7	12:08:04.741
5	1:55.468	44.546	38.445	32.477	173.3	12:10:25.038	5	1:52.371	43.493	37.515	31.363	158.5	12:09:57.112
6	1:53.779	44.277	37.706	31.796	181.5	12:12:18.817	6	1:50.980	42.340	37.091	31.549	177.3	12:11:48.092
7	1:53.425	43.609	37.905	31.911	185.5	12:14:12.242	7	1:51.184	42.931	36.941	31.312	173.0	12:13:39.276
8	1:54.525	43.604	38.900	32.021	180.3	12:16:06.767	8	1:49.826	42.211	36.665	30.950	187.5	12:15:29.102
9	1:53.329	43.689	38.020	31.620	181.2	12:18:00.096	9	1:49.998	42.227	36.809	30.962	182.4	12:17:19.100
10	1:51.472	42.620	37.152	31.700	201.4	12:19:51.568	10	1:50.688	42.168	37.394	31.126	186.5	12:19:09.788
11	1:52.381	42.352	38.157	31.872	206.8	12:21:43.949	11	1:51.019	42.499	37.675	30.845	174.1	12:21:00.807
12		51.854	1:01.663		208.4		12		54.067	45.660		151.4	

3

Barry Cannell

12 14

Richard Wilson

7b

Brabham BT11A

Cooper T51

Lap D	Time	Sector 1	Sector 2	Sector 3	T. Spd	Elapsed	Lap D	Time	Sector 1	Sector 2	Sector 3	T. Spd	Elapsed
1	12:02:49.397	12:01:22.753	50.344	36.300	95.1	12:02:49.397	1	12:02:40.837 P	12:01:11.081	44.015	45.741	104.3	12:02:40.837
2	2:05.479	47.237	46.002	32.240	163.6	12:04:54.876	2	4:24.424	3:08.886	41.035	34.503	96.3	12:07:05.261
3	2:00.242	44.080	42.750	33.412	186.5	12:06:55.118	3	2:01.396	45.960	42.264	33.172	200.3	12:09:06.657
4	1:55.540	44.409	38.746	32.385	180.9	12:08:50.658	4	2:00.095	45.531	41.130	33.434	195.2	12:11:06.752
5	1:53.345	42.986	37.748	32.611	178.2	12:10:44.003	5	1:58.608	45.892	39.729	32.987	183.0	12:13:05.360
6	1:52.947	43.690	37.827	31.430	200.3	12:12:36.950	6	1:55.923	43.584	39.540	32.799	201.8	12:15:01.283
7	1:52.673	42.688	38.516	31.469	213.0	12:14:29.623	7	1:55.364	44.402	38.760	32.202	195.6	12:16:56.647
8	1:52.771	43.784	38.509	30.478	187.8	12:16:22.394	8	1:56.595	45.700	38.904	31.991	199.2	12:18:53.242
9	1:51.485	42.111	38.337	31.037	201.1	12:18:13.879	9	1:53.782	43.116	38.768	31.898	207.2	12:20:47.024
10	1:49.454	41.768	36.912	30.774	209.3	12:20:03.333	10		50.106	51.035		161.4	
11		50.351	48.592		136.7								

8

Tony Ditheridge

9

Paul Grant

5

Cooper T45

Cooper Bristol Mk 2 3/52

Lap D	Time	Sector 1	Sector 2	Sector 3	T. Spd	Elapsed	Lap D	Time	Sector 1	Sector 2	Sector 3	T. Spd	Elapsed
1	12:02:27.777	12:01:02.287	48.607	36.883	77.6	12:02:27.777	1	12:02:30.841	12:01:04.122	48.178	38.541	85.2	12:02:30.841
2	2:07.527	48.790	43.963	34.774	145.3	12:04:35.304	2	2:13.537	50.808	45.557	37.172	149.5	12:04:44.378
3	2:02.996	46.382	42.787	33.827	163.1	12:06:38.300	3	2:11.657	49.918	45.107	36.632	162.8	12:06:56.035
4	2:02.830	46.796	42.393	33.641	159.7	12:08:41.130	4	2:04.973	48.305	42.075	34.593	170.0	12:09:01.008
5	2:14.889	46.341	41.593	46.955	175.0	12:10:56.019	5	2:04.980	47.979	42.031	34.970	173.6	12:11:05.988
6	2:02.772	46.103	42.976	33.693	171.7	12:12:58.791	6	2:04.342	48.174	41.467	34.701	171.7	12:13:10.330
7	2:01.094	46.277	41.420	33.397	172.5	12:14:59.885	7	2:02.963	47.467	41.065	34.431	184.3	12:15:13.293
8	2:01.536	46.580	41.377	33.579	201.4	12:17:01.421	8	2:05.659	48.030	42.428	35.201	167.9	12:17:18.952
9	2:01.875	45.756	42.500	33.619	192.5	12:19:03.296	9	2:06.913	48.082	43.345	35.486	175.0	12:19:25.865
10	2:01.372	46.224	41.968	33.180	174.7	12:21:04.668	10	2:03.907	48.093	41.541	34.273	171.1	12:21:29.772
11		52.695	45.292		160.9		11		59.284	1:12.729		128.7	

11

John Gillett

1

Ian Nuthall

5

MG K3

Alta F2

Lap D	Time	Sector 1	Sector 2	Sector 3	T. Spd	Elapsed	Lap D	Time	Sector 1	Sector 2	Sector 3	T. Spd	Elapsed
1	12:03:01.279	12:01:15.961	59.713	45.605	78.5	12:03:01.279	1	12:02:59.078	12:01:30.829	48.462	39.787	83.5	12:02:59.078
2	2:42.550	1:01.122	56.764	44.664	117.3	12:05:43.829	2	2:21.275	55.693	48.182	37.400	133.3	12:05:20.353
3	2:39.362	1:00.423	54.544	44.395	116.3	12:08:23.191	3	2:14.005	52.383	45.908	35.714	154.7	12:07:34.358
4	2:35.948	58.570	53.703	43.675	131.2	12:10:59.139	4	2:04.113	47.408	41.907	34.798	170.6	12:09:38.471
5	2:34.184	58.430	52.437	43.317	122.7	12:13:33.323	5	2:05.343	47.265	42.231	35.847	166.4	12:11:43.814
6	2:48.210 P	58.288	53.265	56.657	129.0	12:16:21.533	6	2:14.282	51.011	46.617	36.654	156.7	12:13:58.096
7	3:13.913	1:38.391	53.311	42.211	67.5	12:19:35.446	7	2:13.596	50.178	47.047	36.371	155.6	12:16:11.692
8	2:31.731	57.685	52.779	41.267	123.7	12:22:07.177	8		49.771	45.938		157.8	
9		1:00.232	53.645		115.6								

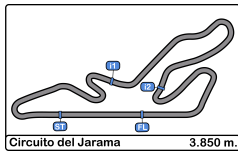
22

Peter Horsman

12

Lotus 18/21





**Circuito del Jarama**  
**Historic Grand Prix Cars**  
**Free practice**  
**Tiempos Por Vuelta**



Lap D	Time	Sector 1	Sector 2	Sector 3	T. Spd	Elapsed				
							<b>34</b>	John Bussey	7c	
<b>27</b>	Steve Hart (Chris Wilson)					9	Cooper T43			

Lap D	Time	Sector 1	Sector 2	Sector 3	T. Spd	Elapsed	Lap D	Time	Sector 1	Sector 2	Sector 3	T. Spd	Elapsed
Cooper T51							1	12:02:31.962	12:01:01.174	53.054	37.734	71.8	12:02:31.962
1	12:02:44.740	12:01:28.393	43.087	33.260	116.8	12:02:44.740	2	2:14.039	51.792	46.248	35.999	131.5	12:04:46.001
2	1:58.050	45.590	39.674	32.786	176.7	12:04:42.790	3	2:11.600	51.036	44.323	36.241	139.8	12:06:57.601
3	1:56.324	45.053	39.343	<b>31.928</b>	192.1	12:06:39.114	4	2:06.577	49.488	42.976	<b>34.113</b>	157.6	12:09:04.178
4	1:55.703	44.594	<b>38.561</b>	32.548	194.2	12:08:34.817	5	2:04.909	47.825	42.686	34.398	166.4	12:11:09.087
5	1:56.144	45.104	38.731	32.309	205.3	12:10:30.961	6	2:03.547	47.866	41.523	34.158	176.1	12:13:12.634
6	1:55.148	<b>43.972</b>	38.977	32.199	208.4	12:12:26.109	7	2:04.348	47.833	41.415	35.100	165.8	12:15:16.982
7	<b>1:54.549</b>	43.983	38.632	31.934	204.1	12:14:20.658	8	<b>2:02.650</b>	<b>47.266</b>	<b>40.947</b>	34.437	172.8	12:17:19.632
8	1:56.475	44.561	39.879	32.035	195.6	12:16:17.133	9	2:07.747	48.288	43.332	36.127	157.4	12:19:27.379
9	1:56.709	45.316	39.433	31.960	206.1	12:18:13.842	10	2:05.666	49.071	41.894	34.701	153.8	12:21:33.045
10		44.183	39.098		210.1		11		59.061	1:02.982		116.8	

							<b>40</b>	Joaquin Folch-Rusinol	7a	
<b>30</b>	Julian Bronson					8	Lotus 16 365			

Lap D	Time	Sector 1	Sector 2	Sector 3	T. Spd	Elapsed	Lap D	Time	Sector 1	Sector 2	Sector 3	T. Spd	Elapsed
Scarab Offenhauser							1	12:02:17.641	12:01:02.237	43.140	32.264	87.2	12:02:17.641
1	12:02:52.715	12:01:26.811	49.796	36.108	107.0	12:02:52.715	2	1:52.223	43.547	38.256	30.420	182.4	12:04:09.864
2	2:04.501	47.295	43.829	<b>33.377</b>	162.6	12:04:57.216	3	1:49.260	42.152	36.851	30.257	212.1	12:05:59.124
3	<b>2:02.245</b>	<b>45.391</b>	<b>42.109</b>	34.745	166.9	12:06:59.461	4	1:49.590	42.104	37.419	30.067	200.0	12:07:48.714
4	2:41.081 P	50.072	58.552	52.457	141.1	12:09:40.542	5	1:48.716	41.968	36.545	30.203	213.0	12:09:37.430
Maserati 250F 2523							6	1:48.937	42.480	36.346	30.111	215.5	12:11:26.367
1	12:02:31.467	12:01:15.731	41.317	34.419	104.0	12:02:31.467	7	1:49.258	41.788	37.170	30.300	207.6	12:13:15.625
2	1:59.156	46.153	40.674	32.329	187.8	12:04:30.623	8	1:47.693	41.983	36.015	29.695	197.8	12:15:03.318
3	1:56.021	45.094	38.837	32.090	193.5	12:06:26.644	9	1:48.279	41.682	36.644	29.953	209.3	12:16:51.597
4	1:54.396	44.142	38.444	31.810	191.1	12:08:21.040	10	<b>1:46.879</b>	<b>41.439</b>	<b>35.749</b>	<b>29.691</b>	214.2	12:18:38.476
5	<b>1:52.235</b>	<b>43.265</b>	<b>37.575</b>	<b>31.395</b>	199.2	12:10:13.275	11		42.723	37.292		167.9	
6	1:53.662	44.178	37.939	31.545	196.0	12:12:06.937							
7	1:53.135	43.502	38.041	31.592	203.0	12:14:00.072							
8	2:11.862 P	43.403	38.365	50.094	201.4	12:16:11.934							

							<b>42</b>	James Willis	9	
<b>31</b>	Guillermo Fierro					6	Cooper T45			

Lap D	Time	Sector 1	Sector 2	Sector 3	T. Spd	Elapsed	Lap D	Time	Sector 1	Sector 2	Sector 3	T. Spd	Elapsed
Cooper Bristol							1	12:04:23.254	12:02:53.606	51.155	38.493	77.8	12:04:23.254
1	12:02:31.467	12:01:15.731	41.317	34.419	104.0	12:02:31.467	2	9:16.635	53.706	7:47.919	<b>35.010</b>	127.9	12:13:39.889
2	1:59.156	46.153	40.674	32.329	187.8	12:04:30.623	3	<b>2:25.863</b> P	<b>47.061</b>	<b>49.378</b>	49.424	161.1	12:16:05.752
3	1:56.021	45.094	38.837	32.090	193.5	12:06:26.644							
4	1:54.396	44.142	38.444	31.810	191.1	12:08:21.040							
5	<b>1:52.235</b>	<b>43.265</b>	<b>37.575</b>	<b>31.395</b>	199.2	12:10:13.275							
6	1:53.662	44.178	37.939	31.545	196.0	12:12:06.937							
7	1:53.135	43.502	38.041	31.592	203.0	12:14:00.072							
8	2:11.862 P	43.403	38.365	50.094	201.4	12:16:11.934							

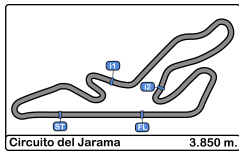
							<b>47</b>	Brian Jolliffe	9	
<b>32</b>	Guy Plante					5	Cooper T45			

Lap D	Time	Sector 1	Sector 2	Sector 3	T. Spd	Elapsed	Lap D	Time	Sector 1	Sector 2	Sector 3	T. Spd	Elapsed
Cooper T45							1	12:02:28.395	12:01:03.153	48.792	36.450	79.1	12:02:28.395
1	12:02:42.874	12:01:16.099	48.602	38.173	89.0	12:02:42.874	2	2:07.391	49.183	43.354	34.854	152.9	12:04:35.786
2	2:18.829	52.014	49.834	36.981	135.5	12:05:01.703	3	2:04.837	48.478	42.254	34.105	153.1	12:06:40.623
3	2:12.733	50.370	<b>45.808</b>	36.555	142.4	12:07:14.436	4	2:03.715	46.462	43.031	34.222	178.5	12:08:44.338
4	2:15.065	50.908	47.271	36.886	148.1	12:09:29.501	5	2:04.362	46.614	41.394	36.354	182.4	12:10:48.700
5	2:13.776	51.490	46.213	36.073	152.5	12:11:43.277	6	2:02.696	46.319	42.273	34.104	182.7	12:12:51.396
6	2:15.621	52.189	46.834	36.598	137.2	12:13:58.898	7	2:01.945	46.620	41.419	33.906	174.4	12:14:53.341
7	2:13.226	50.058	47.311	<b>35.857</b>	155.6	12:16:12.124	8	2:00.183	45.962	41.103	<b>33.118</b>	185.2	12:16:53.524
8	2:12.908	50.053	46.575	36.280	146.9	12:18:25.032	9	2:00.691	46.081	40.979	33.631	193.5	12:18:54.215
9	<b>2:12.476</b>	<b>49.798</b>	46.327	36.351	148.9	12:20:37.508	10	<b>1:59.979</b>	<b>45.865</b>	<b>40.642</b>	33.472	189.1	12:20:54.194
10		59.151	57.075		117.1		11		57.887	47.664		135.0	

							<b>53</b>	Justin Maers	12	
							Cooper T53			

Lap D	Time	Sector 1	Sector 2	Sector 3	T. Spd	Elapsed
1	<b>12:02:59.632</b>	<b>12:01:31.436</b>	<b>48.917</b>	<b>39.279</b>	105.5	12:02:59.632





**Circuito del Jarama**  
**Historic Grand Prix Cars**  
 Free practice  
**Tiempos Por Vuelta**



**73**

Tom Dark

7b

Cooper T51

Lap	D	Time	Sector 1	Sector 2	Sector 3	T. Spd	Elapsed
1		12:02:33.049	12:01:14.291	44.373	34.385	97.0	12:02:33.049
2		2:02.712	48.847	40.660	33.205	163.8	12:04:35.761
3		1:57.103	43.894	40.111	33.098	205.3	12:06:32.864
4		1:55.462	43.885	39.357	32.220	192.5	12:08:28.326
5		1:55.650	43.740	39.218	32.692	181.8	12:10:23.976
6		1:52.048	42.708	37.685	31.655	214.7	12:12:16.024
7		<b>1:49.847</b>	<b>42.118</b>	<b>37.103</b>	<b>30.626</b>	216.0	12:14:05.871
8		2:07.147 P	43.293	37.747	46.107	213.0	12:16:13.018

**91**

Chris Drake

10

Cooper T71/73

Lap	D	Time	Sector 1	Sector 2	Sector 3	T. Spd	Elapsed
1		12:02:23.455	12:01:04.305	44.326	34.824	80.5	12:02:23.455
2		1:57.044	45.148	39.508	32.388	187.1	12:04:20.499
3		1:54.976	43.989	38.631	32.356	180.3	12:06:15.475
4		1:54.947	43.800	38.915	32.232	186.5	12:08:10.422
5		1:57.797	46.257	39.468	32.072	212.5	12:10:08.219
6		1:53.258	43.336	38.409	31.513	191.4	12:12:01.477
7		1:53.269	43.199	38.445	31.625	197.8	12:13:54.746
8		1:53.704	43.103	38.855	31.746	192.8	12:15:48.450
9		<b>1:51.263</b>	42.520	37.822	<b>30.921</b>	208.0	12:17:39.713
10		1:51.661	<b>42.307</b>	<b>37.739</b>	31.615	215.1	12:19:31.374
11		1:53.389	43.195	38.309	31.885	191.4	12:21:24.763
12			53.543	55.268		152.3	

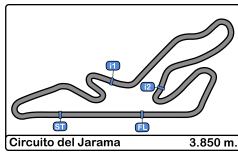
**248**

Klaus Lehr

6

Maserati 250F CM5

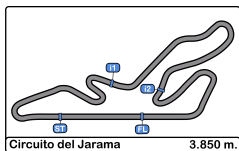
Lap	D	Time	Sector 1	Sector 2	Sector 3	T. Spd	Elapsed
1		12:02:45.804	12:01:22.964	48.179	34.661	89.6	12:02:45.804
2		2:06.092	49.344	43.279	33.469	153.1	12:04:51.896
3		2:04.374	46.323	44.282	33.769	173.9	12:06:56.270
4		1:59.920	45.862	41.222	32.836	178.5	12:08:56.190
5		2:01.860	45.228	42.252	34.380	172.5	12:10:58.050
6		2:01.302	46.066	41.708	33.528	174.7	12:12:59.352
7		<b>1:58.938</b>	<b>44.995</b>	40.995	32.948	180.9	12:14:58.290
8		2:00.675	45.629	42.327	<b>32.719</b>	178.8	12:16:58.965
9		1:59.496	45.353	<b>40.644</b>	33.499	174.1	12:18:58.461
10			46.937	48.945		180.3	



**Circuito del Jarama**  
**Historic Grand Prix Cars**  
**Free practice**  
**Mejores Sectores**



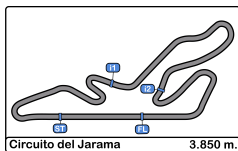
Sector - 1				Sector - 2				Sector - 3				Ideal Lap vs Best Lap				
Clas	Nº	Driver	Time	Nº	Driver	Time	Nº	Driver	Time	Clas	Nº	Driver	Ideal Lap	Best Lap	Clas	
1	40	Joaquin Folch-Rusinol	41.439	40	Joaquin Folch-Rusinol	35.749	40	Joaquin Folch-Rusinol	29.691	1	40	Joaquin Folch-Rusinol	1:46.879	1:46.879	1	
2	3	Barry Cannell	41.768	12	Rudi Friedrichs	36.665	3	Barry Cannell	30.478	2	3	Barry Cannell	1:49.158	1:49.454	2	
3	73	Tom Dark	42.118	3	Barry Cannell	36.912	73	Tom Dark	30.626	3	12	Rudi Friedrichs	1:49.678	1:49.826	3	
4	12	Rudi Friedrichs	42.168	73	Tom Dark	37.103	12	Rudi Friedrichs	30.845	4	73	Tom Dark	1:49.847	1:49.847	4	
5	91	Chris Drake	42.307	2	Rod Jolley	37.152	91	Chris Drake	30.921	5	91	Chris Drake	1:50.967	1:51.263	5	
6	2	Rod Jolley	42.352	31	Guillermo Fierro	37.575	31	Guillermo Fierro	31.395	6	2	Rod Jolley	1:51.124	1:51.472	6	
7	14	Richard Wilson	43.116	91	Chris Drake	37.739	2	Rod Jolley	31.620	7	31	Guillermo Fierro	1:52.235	1:52.235	7	
8	31	Guillermo Fierro	43.265	27	Steve Hart (Chris	38.561	14	Richard Wilson	31.898	8	14	Richard Wilson	1:53.774	1:53.782	8	
9	27	Steve Hart (Chris	43.972	14	Richard Wilson	38.760	27	Steve Hart (Chris	31.928	9	27	Steve Hart (Chris	1:54.461	1:54.549	9	
10	24	Klaus Lehr	44.995	47	Brian Jolliffe	40.642	248	Klaus Lehr	32.719	10	248	Klaus Lehr	1:58.358	1:58.938	10	
11	30	Julian Bronson	45.391	248	Klaus Lehr	40.644	47	Brian Jolliffe	33.118	11	47	Brian Jolliffe	1:59.625	1:59.979	11	
12	8	Tony Ditheridge	45.756	34	John Bussey	40.947	8	Tony Ditheridge	33.180	12	8	Tony Ditheridge	2:00.313	2:01.094	12	
13	47	Brian Jolliffe	45.865	19	Paul Grant	41.065	30	Julian Bronson	33.377	13	30	Julian Bronson	2:00.877	2:02.245	13	
14	42	James Willis	47.061	8	Tony Ditheridge	41.377	34	John Bussey	34.113	14	34	John Bussey	2:02.326	2:02.650	14	
15	21	Ian Nuthall	47.265	21	Ian Nuthall	41.907	19	Paul Grant	34.273	15	19	Paul Grant	2:02.805	2:02.963	15	
16	34	John Bussey	47.266	30	Julian Bronson	42.109	21	Ian Nuthall	34.798	16	21	Ian Nuthall	2:03.970	2:04.113	16	
17	19	Paul Grant	47.467	32	Guy Plante	45.808	42	James Willis	35.010	17	42	James Willis	2:11.449	2:25.863	18	
18	32	Guy Plante	49.798	53	Justin Maeers	48.917	32	Guy Plante	35.857	18	32	Guy Plante	2:11.463	2:12.476	17	
19	11	John Gillett	57.685	42	James Willis	49.378	53	Justin Maeers	39.279	19	11	John Gillett	2:31.389	2:31.731	19	
20	53	Justin Maeers	Transpo	11	John Gillett	52.437	11	John Gillett	41.267	20	53	Justin Maeers	Transpo	Transpo	20	
21	22	Peter Horsman	Transpo	22	Peter Horsman	Transpo	22	Peter Horsman	Transpo	21	22	Peter Horsman	Transpo	Transpo	21	



**Circuito del Jarama**  
**Historic Grand Prix Cars**  
**Free practice**  
**5 Mejores Tiempos**



Cls	Nº	Driver	Car	Class	Best 1		Best 2		Best 3		Best 4		Best 5	
					Time	Lap	Time	Lap	Time	Lap	Time	Lap	Time	Lap
1	40	Joaquin Folch-Rusinol	Lotus 16 365	7a	1:46.879	10	1:47.693	8	1:48.279	9	1:48.716	5	1:48.937	6
2	3	Barry Cannell	Brabham BT11	12	1:49.454	10	1:51.485	9	1:52.673	7	1:52.771	8	1:52.947	6
3	12	Rudi Friedrichs	Cooper T53	7b	1:49.826	8	1:49.998	9	1:50.688	10	1:50.980	6	1:51.019	11
4	73	Tom Dark	Cooper T51	7b	1:49.847	7	1:52.048	6	1:55.462	4	1:55.650	5	1:57.103	3
5	91	Chris Drake	Cooper T71/73	10	1:51.263	9	1:51.661	10	1:53.258	6	1:53.269	7	1:53.389	11
6	2	Rod Jolley	Cooper T45/51	7b	1:51.472	10	1:52.381	11	1:53.329	9	1:53.425	7	1:53.779	6
7	31	Guillermo Fierro	Maserati 250F	6	1:52.235	5	1:53.135	7	1:53.662	6	1:54.396	4	1:56.021	3
8	14	Richard Wilson	Cooper T51	7b	1:53.782	9	1:55.364	7	1:55.923	6	1:56.595	8	1:58.608	5
9	27	Steve Hart (Chris Wilson)	Cooper T51	9	1:54.549	7	1:55.148	6	1:55.703	4	1:56.144	5	1:56.324	3
10	24	Klaus Lehr	Maserati 250F	6	1:58.938	7	1:59.496	9	1:59.920	4	2:00.675	8	2:01.302	6
11	47	Brian Jolliffe	Cooper T45	9	1:59.979	10	2:00.183	8	2:00.691	9	2:01.945	7	2:02.696	6
12	8	Tony Ditheridge	Cooper T45	9	2:01.094	7	2:01.372	10	2:01.536	8	2:01.875	9	2:02.772	6
13	30	Julian Bronson	Scarab Offenh	8	2:02.245	3	2:04.501	2	2:41.081	4				
14	34	John Bussey	Cooper T43	7c	2:02.650	8	2:03.547	6	2:04.348	7	2:04.909	5	2:05.666	10
15	19	Paul Grant	Cooper Bristol	5	2:02.963	7	2:03.907	10	2:04.342	6	2:04.973	4	2:04.980	5
16	21	Ian Nuthall	Alta F2	5	2:04.113	4	2:05.343	5	2:13.596	7	2:14.005	3	2:14.282	6
17	32	Guy Plante	Cooper Bristol	5	2:12.476	9	2:12.733	3	2:12.908	8	2:13.226	7	2:13.776	5
18	42	James Willis	Cooper T45	9	2:25.863	3	9:16.635	2						
19	11	John Gillett	MG K3	1	2:31.731	8	2:34.184	5	2:35.948	4	2:39.362	3	2:42.550	2
20	22	Peter Horsman	Lotus 18/21	12										
21	53	Justin Maeers	Cooper T53	12										

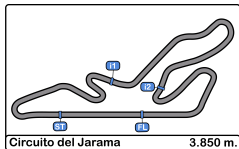


Circuito del Jarama  
 Historic Grand Prix Cars  
 Free practice  
 5 Mejores Velocidades



Cls	Nº	Driver	Car	Class	Top 1		Top 2		Top 3		Top 4		Top 5		Avg
					Km/h	Lap	Km/h	Lap	Km/h	Lap	Km/h	Lap	Km/h	Lap	
1	73	Tom Dark	Cooper T51	7b	216.0	7	214.7	6	213.0	8	205.3	3	192.5	4	208.3
2	40	Joaquin Folch-Rusinol	Lotus 16 365	7a	215.5	6	214.2	10	213.0	5	212.1	3	209.3	9	212.8
3	91	Chris Drake	Cooper T71/73	10	215.1	10	212.5	5	208.0	9	197.8	7	192.8	8	205.2
4	3	Barry Cannell	Brabham BT11	12	213.0	7	209.3	10	201.1	9	200.3	6	187.8	8	202.3
5	27	Steve Hart (Chris Wilson)	Cooper T51	9	210.1	10	208.4	6	206.1	9	205.3	5	204.1	7	206.8
6	2	Rod Jolley	Cooper T45/51	7b	208.4	12	206.8	11	201.4	10	185.5	7	181.5	6	196.7
7	14	Richard Wilson	Cooper T51	7b	207.2	9	201.8	6	200.3	3	199.2	8	195.6	7	200.8
8	31	Guillermo Fierro	Maserati 250F	6	203.0	7	201.4	8	199.2	5	196.0	6	193.5	3	198.6
9	8	Tony Ditheridge	Cooper T45	9	201.4	8	192.5	9	175.0	5	174.7	10	172.5	7	183.2
10	47	Brian Jolliffe	Cooper T45	9	193.5	9	189.1	10	185.2	8	182.7	6	182.4	5	186.6
11	12	Rudi Friedrichs	Cooper T53	7b	187.5	8	186.5	10	182.4	9	177.3	6	174.1	11	181.5
12	19	Paul Grant	Cooper Bristol	5	184.3	7	175.0	9	173.6	5	171.7	6	171.1	10	175.1
13	24	Klaus Lehr	Maserati 250F	6	180.9	7	180.3	10	178.8	8	178.5	4	174.7	6	178.6
14	34	John Bussey	Cooper T43	7c	176.1	6	172.8	8	166.4	5	165.8	7	157.6	4	167.7
15	21	Ian Nuthall	Alta F2	5	170.6	4	166.4	5	157.8	8	156.7	6	155.6	7	161.4
16	30	Julian Bronson	Scarab Offenh	8	166.9	3	162.6	2	141.1	4	107.0	1			144.4
17	53	Justin Maeers	Cooper T53	12	162.1	2	105.5	1							133.8
18	42	James Willis	Cooper T45	9	161.1	3	127.9	2	77.8	1					122.3
19	32	Guy Plante	Cooper Bristol	5	155.6	7	152.5	5	148.9	9	148.1	4	146.9	8	150.4
20	11	John Gillett	MG K3	1	131.2	4	129.0	6	123.7	8	122.7	5	117.3	2	124.8
21	22	Peter Horsman	Lotus 18/21	12	94.7	1									94.7

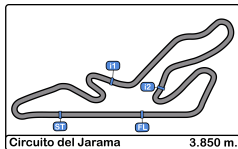




Circuito del Jarama  
Historic Grand Prix Cars  
Free practice  
Secuencia Vueltas Rápidas



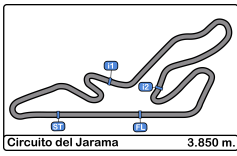
Lap	Time of Day	Session Time	Nº	Driver	Car	Class	Time	Km/h
2	14:04:09.864	2:04:09.864	40	Joaquin Folch-Rusinol	Lotus 16 365	7a	<b>1:52.223</b>	123.5
3	14:05:59.124	2:05:59.124	40	Joaquin Folch-Rusinol	Lotus 16 365	7a	<b>1:49.260</b>	126.8
5	14:09:37.430	2:09:37.430	40	Joaquin Folch-Rusinol	Lotus 16 365	7a	<b>1:48.716</b>	127.4
8	14:15:03.318	2:15:03.318	40	Joaquin Folch-Rusinol	Lotus 16 365	7a	<b>1:47.693</b>	128.6
10	14:18:38.476	2:18:38.476	40	Joaquin Folch-Rusinol	Lotus 16 365	7a	<b>1:46.879</b>	129.6



**Circuito del Jarama**  
**Historic Grand Prix Cars**  
**Free practice**  
**Mejor Maxima Velocidad del Evento**



<b>Nº</b>	<b>Driver</b>	<b>Car</b>	<b>Class</b>	<b>Km/h</b>	<b>Session</b>
73	Tom Dark	Cooper T51	7b	<b>216.0</b>	Free practice
40	Joaquin Folch-Rusinol	Lotus 16 365	7a	<b>215.5</b>	Free practice
91	Chris Drake	Cooper T71/73	10	<b>215.1</b>	Free practice
3	Barry Cannell	Brabham BT11A	12	<b>213.0</b>	Free practice
27	Steve Hart (Chris Wilson)	Cooper T51	9	<b>210.1</b>	Free practice
2	Rod Jolley	Cooper T45/51	7b	<b>208.4</b>	Free practice
14	Richard Wilson	Cooper T51	7b	<b>207.2</b>	Free practice
31	Guillermo Fierro	Maserati 250F 2523	6	<b>203.0</b>	Free practice
8	Tony Ditheridge	Cooper T45	9	<b>201.4</b>	Free practice
47	Brian Jolliffe	Cooper T45	9	<b>193.5</b>	Free practice
12	Rudi Friedrichs	Cooper T53	7b	<b>187.5</b>	Free practice
19	Paul Grant	Cooper Bristol Mk 2 3/52	5	<b>184.3</b>	Free practice
248	Klaus Lehr	Maserati 250F CM5	6	<b>180.9</b>	Free practice
34	John Bussey	Cooper T43	7c	<b>176.1</b>	Free practice
21	Ian Nuthall	Alta F2	5	<b>170.6</b>	Free practice
30	Julian Bronson	Scarab Offenhauser	8	<b>166.9</b>	Free practice
53	Justin Maeers	Cooper T53	12	<b>162.1</b>	Free practice
42	James Willis	Cooper T45	9	<b>161.1</b>	Free practice
32	Guy Plante	Cooper Bristol	5	<b>155.6</b>	Free practice
11	John Gillett	MG K3	1	<b>131.2</b>	Free practice
22	Peter Horsman	Lotus 18/21	12	<b>94.7</b>	Free practice



**Circuito del Jarama**  
**Historic Grand Prix Cars**  
**Free practice**  
**Tiempos Parada en Pit**



**11**

John Gillett

1

MG K3

MG K3

Nr.	In Day Time	In Time	Out Time	Pit Time	T. Pit Time	Handicap	Penalty
1	12:16:21.533	12:16:21.533	12:17:05.343	43.810	43.810		

**14**

Richard Wilson

7b

Cooper T51

Cooper T51

Nr.	In Day Time	In Time	Out Time	Pit Time	T. Pit Time	Handicap	Penalty
1	12:02:40.837	12:02:40.837	12:05:06.595	2:25.758	2:25.758		