




Championnat de France F4

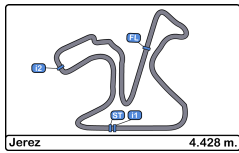
Jerez

6th – 7th October 2018

Results booklet



Provided by Colegio de Cronometradores S.L.
www.cronococa.com



Circuito de Jerez
Championnat de France F4
Private Test - 1
Provisional Results



Cls	N°	Driver	Nat	Team	Class	Cls	Laps	Best	Time	Gap	Interval	Km/h
1	23	Caio Collet	BRA				17	12	1:50.853			143.8
2	21	Théo Pourchaire	FRA		Junior	1	17	12	1:50.983	0.130	0.130	143.6
3	5	Adam Eteki	FRA				17	15	1:51.164	0.311	0.181	143.3
4	27	Ugo De Wilde	BEL				17	12	1:51.228	0.375	0.064	143.3
5	31	Ulysse De Pauw	BEL				17	10	1:51.307	0.454	0.079	143.2
6	22	Théo Nouet	FRA				17	9	1:51.373	0.520	0.066	143.1
7	30	Esteban Muth	DEU				17	15	1:51.472	0.619	0.099	143.0
8	11	Pierre-Louis Chovet	FRA				17	16	1:51.632	0.779	0.160	142.7
9	16	Sacha Lehmann	FRA				17	14	1:51.652	0.799	0.020	142.7
10	28	Alessandro Ghiretti	FRA				15	11	1:51.794	0.941	0.142	142.5
11	10	Reshad De Gerus	FRA		Junior	2	17	9	1:51.924	1.071	0.130	142.4
12	18	Matéo Herrero	FRA				17	10	1:52.209	1.356	0.285	142.0
13	51	Shihab Al Habsi	OMN		Junior	3	16	15	1:52.604	1.751	0.395	141.5
14	87	O'Neill Muth	DEU		Junior	4	16	8	1:52.722	1.869	0.118	141.4
15	4	Baptiste Moulin	BEL				17	17	1:53.306	2.453	0.584	140.6

Published at:.....

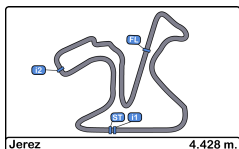
Track Temp: **25.3 °C** Air Temp: **26.6 °C** Humidity: **34 %** Track Status: **DRY**

Stewards:

Race Director:

Timekeeper:






Circuito de Jerez
Championnat de France F4
Private Test - 1
Provisional Results by Class



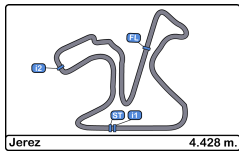
Cls	N°	Driver	Nat	Team	Class	Cls	Laps	Best	Time	Gap	Interval	Km/h
1	23	Caio Collet	BRA				17	12	1:50.853			143.8
2	5	Adam Eteki	FRA				17	15	1:51.164	0.311	0.311	143.3
3	27	Ugo De Wilde	BEL				17	12	1:51.228	0.375	0.064	143.3
4	31	Ulysse De Pauw	BEL				17	10	1:51.307	0.454	0.079	143.2
5	22	Théo Nouet	FRA				17	9	1:51.373	0.520	0.066	143.1
6	30	Esteban Muth	DEU				17	15	1:51.472	0.619	0.099	143.0
7	11	Pierre-Louis Chovet	FRA				17	16	1:51.632	0.779	0.160	142.7
8	16	Sacha Lehmann	FRA				17	14	1:51.652	0.799	0.020	142.7
9	28	Alessandro Ghiretti	FRA				15	11	1:51.794	0.941	0.142	142.5
10	18	Matéo Herrero	FRA				17	10	1:52.209	1.356	0.415	142.0
11	4	Baptiste Moulin	BEL				17	17	1:53.306	2.453	1.097	140.6
Junior												
1	21	Théo Pourchaire	FRA		Junior	1	17	12	1:50.983			143.6
2	10	Reshad De Gerus	FRA		Junior	2	17	9	1:51.924	0.941	0.941	142.4
3	51	Shihab Al Habsi	OMN		Junior	3	16	15	1:52.604	1.621	0.680	141.5
4	87	O'Neill Muth	DEU		Junior	4	16	8	1:52.722	1.739	0.118	141.4

Published at:.....

Track Temp: **25.3 °C** Air Temp: **26.6 °C** Humidity: **34 %** Track Status: **DRY**

Stewards:	Race Director:	Timekeeper: 
------------------	-----------------------	---





Circuito de Jerez
Championnat de France F4
Private Test - 1
Lap Analysis



4

Baptiste Moulin

10

Reshad De Gerus

Junior

Lap D	Time	Sector 1	Sector 2	Sector 3	T. Spd	Elapsed	Lap D	Time	Sector 1	Sector 2	Sector 3	T. Spd	Elapsed
1	10:50:18.372 P			10:50:18.372		10:50:18.372	1	10:50:21.497 P			10:50:21.497		10:50:21.497
2	2:13.000	54.039	36.817	42.144	138.8	10:52:31.372	2	2:13.160	52.885	38.136	42.139	125.7	10:52:34.657
3	1:58.585	44.742	33.546	40.297	186.8	10:54:29.957	3	1:56.300	43.985	32.392	39.923	173.9	10:54:30.957
4	1:55.704	43.175	32.103	40.426	190.8	10:56:25.661	4	2:01.556	43.378	34.283	43.895	189.4	10:56:32.513
5	1:54.816	43.303	31.802	39.711	191.1	10:58:20.477	5	1:52.117	42.545	30.722	38.850	189.8	10:58:24.630
6	1:54.545	43.132	31.497	39.916	189.8	11:00:15.022	6	1:52.021	42.466	30.876	38.679	190.4	11:00:16.651
7	1:54.414	42.965	31.670	39.779	189.4	11:02:09.436	7	1:53.042	42.409	30.970	39.663	190.4	11:02:09.693
8	1:56.526	42.967	33.209	40.350	189.8	11:04:05.962	8	1:52.401	42.782	30.880	38.739	190.8	11:04:02.094
9	1:54.059	43.162	31.258	39.639	189.1	11:06:00.021	9	1:51.924	42.519	30.753	38.652	189.8	11:05:54.018
10	1:53.373	42.813	31.180	39.380	190.4	11:07:53.394	10	1:52.365	42.471	30.608	39.286	190.4	11:07:46.383
11	1:53.680	42.804	31.319	39.557	189.8	11:09:47.074	11	1:53.967	43.140	31.137	39.690	190.8	11:09:40.350
12	1:53.894	43.152	31.284	39.458	190.8	11:11:40.968	12	1:52.025	42.449	30.653	38.923	190.1	11:11:32.375
13	1:53.469	42.740	31.196	39.533	191.8	11:13:34.437	13	1:52.277	42.458	30.951	38.868	190.4	11:13:24.652
14	1:53.677	42.724	31.610	39.343	190.1	11:15:28.114	14	1:52.591	42.616	31.036	38.939	190.4	11:15:17.243
15	1:53.468	42.736	31.113	39.619	190.4	11:17:21.582	15	1:52.131	42.378	30.864	38.889	191.4	11:17:09.374
16	1:53.388	42.749	31.113	39.526	190.1	11:19:14.970	16	1:52.178	42.322	30.973	38.883	192.1	11:19:01.552
17	1:53.306	42.892	31.105	39.309	190.4	11:21:08.276	17	1:52.205	42.435	30.830	38.940	190.8	11:20:53.757
18		47.040	35.460		183.6		18		46.348	32.529		186.8	

5

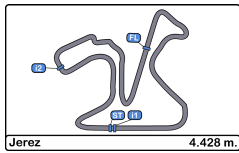
Adam Eteki

11

Pierre-Louis Chovet

Lap D	Time	Sector 1	Sector 2	Sector 3	T. Spd	Elapsed	Lap D	Time	Sector 1	Sector 2	Sector 3	T. Spd	Elapsed
1	10:50:05.744 P			10:50:05.744		10:50:05.744	1	10:50:19.649 P			10:50:19.649		10:50:19.649
2	2:04.320	51.257	32.984	40.079	179.7	10:52:10.064	2	2:30.375	53.971	51.823	44.581	100.6	10:52:50.024
3	1:54.496	43.541	31.623	39.332	186.8	10:54:04.560	3	1:56.709	44.314	32.453	39.942	187.1	10:54:46.733
4	1:53.172	42.795	31.387	38.990	188.4	10:55:57.732	4	1:53.542	43.227	31.118	39.197	189.1	10:56:40.275
5	1:52.119	42.558	30.808	38.753	188.8	10:57:49.851	5	1:53.226	42.793	31.123	39.310	189.4	10:58:33.501
6	1:51.824	42.372	30.923	38.529	189.8	10:59:41.675	6	1:52.182	42.578	30.772	38.832	190.1	11:00:25.683
7	1:51.888	42.520	30.855	38.513	189.4	11:01:33.563	7	1:52.057	42.376	30.742	38.939	190.1	11:02:17.740
8	1:51.604	42.262	30.779	38.563	190.8	11:03:25.167	8	1:52.111	42.529	30.703	38.879	190.1	11:04:09.851
9	1:51.628	42.327	30.694	38.607	190.1	11:05:16.795	9	1:52.139	42.448	30.847	38.844	190.4	11:06:01.990
10	2:16.192	53.443	39.148	43.601	144.1	11:07:32.987	10	1:51.917	42.279	30.746	38.892	191.4	11:07:53.907
11	1:51.896	42.688	30.642	38.566	190.4	11:09:24.883	11	1:53.040	42.583	31.254	39.203	191.4	11:09:46.947
12	1:51.297	42.111	30.549	38.637	191.1	11:11:16.180	12	1:51.948	42.321	30.835	38.792	190.1	11:11:38.895
13	1:51.597	42.350	30.495	38.752	190.8	11:13:07.777	13	1:51.714	42.314	30.772	38.628	190.8	11:13:30.609
14	2:00.484	50.806	31.181	38.497	171.9	11:15:08.261	14	1:51.916	42.338	30.656	38.922	190.8	11:15:22.525
15	1:51.164	42.223	30.425	38.516	190.8	11:16:59.425	15	1:52.142	42.496	30.729	38.917	191.1	11:17:14.667
16	1:51.494	42.084	30.758	38.652	191.8	11:18:50.919	16	1:51.632	42.322	30.657	38.653	191.4	11:19:06.299
17	1:52.093	42.265	30.659	39.169	191.1	11:20:43.012	17	1:51.659	42.390	30.612	38.657	191.4	11:20:57.958
18		42.879	32.063		192.1		18		44.081	31.781		187.8	





Circuito de Jerez
Championnat de France F4
Private Test - 1
Lap Analysis



16

Sacha Lehmann

21

Théo Pourchaire

Junior

Lap	D	Time	Sector 1	Sector 2	Sector 3	T. Spd	Elapsed	Lap	D	Time	Sector 1	Sector 2	Sector 3	T. Spd	Elapsed
1		10:50:12.899	P				10:50:12.899	1		10:50:15.825	P				10:50:15.825
2		2:09.095	52.281	35.441	41.373	178.2	10:52:21.994	2		2:13.878	55.777	35.749	42.352	138.6	10:52:29.703
3		1:59.165	44.805	33.582	40.778	185.8	10:54:21.159	3		1:58.131	45.397	32.832	39.902	162.4	10:54:27.834
4		1:54.502	43.220	31.997	39.285	187.8	10:56:15.661	4		1:56.462	43.502	33.012	39.948	183.0	10:56:24.296
5		1:53.698	42.924	31.649	39.125	188.4	10:58:09.359	5		1:52.806	42.692	31.168	38.946	189.4	10:58:17.102
6		1:52.704	42.695	31.234	38.775	188.8	11:00:02.063	6		1:52.184	42.596	30.860	38.728	189.4	11:00:09.286
7		1:54.740	43.231	32.670	38.839	164.6	11:01:56.803	7		1:52.185	42.420	30.671	39.094	190.8	11:02:01.471
8		1:52.185	42.261	31.081	38.843	190.4	11:03:48.988	8		1:51.686	42.507	30.689	38.490	189.8	11:03:53.157
9		1:52.001	42.367	30.853	38.781	190.1	11:05:40.989	9		1:51.739	42.414	30.564	38.761	189.4	11:05:44.896
10		1:56.491	42.413	30.903	43.175	190.1	11:07:37.480	10		1:51.632	42.504	30.607	38.521	190.1	11:07:36.528
11		2:06.582	47.378	33.794	45.410	173.3	11:09:44.062	11		1:51.370	42.224	30.656	38.490	190.1	11:09:27.898
12		1:51.908	42.457	30.823	38.628	190.1	11:11:35.970	12		1:50.983	42.170	30.335	38.478	190.8	11:11:18.881
13		1:51.852	42.461	30.785	38.606	190.4	11:13:27.822	13		2:01.795	43.992	34.222	43.581	151.2	11:13:20.676
14		1:51.652	42.261	30.835	38.556	190.4	11:15:19.474	14		1:55.790	44.459	32.190	39.141	141.7	11:15:16.466
15		1:51.828	42.309	30.798	38.721	191.8	11:17:11.302	15		1:51.975	42.662	30.567	38.746	188.1	11:17:08.441
16		1:59.136	42.477	31.403	45.256	191.1	11:19:10.438	16		1:51.296	42.290	30.369	38.637	190.1	11:18:59.737
17		1:52.042	42.445	30.898	38.699	192.1	11:21:02.480	17		1:51.459	42.311	30.611	38.537	190.1	11:20:51.196
18			46.914	36.912		190.8		18			42.253	30.571		190.4	

18

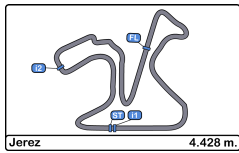
Matéo Herrero

22

Théo Nouet

Lap	D	Time	Sector 1	Sector 2	Sector 3	T. Spd	Elapsed	Lap	D	Time	Sector 1	Sector 2	Sector 3	T. Spd	Elapsed
1		10:50:16.795	P				10:50:16.795	1		10:50:27.860	P				10:50:27.860
2		2:13.509	55.196	35.970	42.343	135.8	10:52:30.304	2		2:05.028	49.889	33.695	41.444	167.4	10:52:32.888
3		1:58.863	45.313	33.423	40.127	167.7	10:54:29.167	3		1:57.782	44.200	33.353	40.229	190.4	10:54:30.670
4		1:55.277	43.208	32.251	39.818	188.4	10:56:24.444	4		2:03.956	53.479	31.452	39.025	187.8	10:56:34.626
5		1:53.470	43.148	31.222	39.100	190.1	10:58:17.914	5		1:53.003	43.187	31.045	38.771	189.1	10:58:27.629
6		1:52.730	42.709	31.062	38.959	190.8	11:00:10.644	6		1:51.859	42.523	30.714	38.622	190.4	11:00:19.488
7		1:52.476	42.652	30.896	38.928	189.8	11:02:03.120	7		1:51.584	42.357	30.585	38.642	190.4	11:02:11.072
8		1:52.295	42.572	30.927	38.796	190.4	11:03:55.415	8		1:52.155	42.203	31.287	38.665	191.8	11:04:03.227
9		1:52.254	42.489	30.817	38.948	190.8	11:05:47.669	9		1:51.373	42.086	30.657	38.630	192.1	11:05:54.600
10		1:52.209	42.547	30.746	38.916	190.8	11:07:39.878	10		1:51.565	42.306	30.637	38.622	192.1	11:07:46.165
11		1:52.281	42.506	30.816	38.959	191.1	11:09:32.159	11		1:51.793	42.263	30.733	38.797	190.8	11:09:37.958
12		1:52.452	42.610	30.935	38.907	190.1	11:11:24.611	12		1:51.691	42.350	30.696	38.645	190.8	11:11:29.649
13		1:53.812	42.432	31.004	40.376	191.4	11:13:18.423	13		1:51.657	42.159	30.810	38.688	190.8	11:13:21.306
14		1:59.834	44.091	36.302	39.441	121.2	11:15:18.257	14		1:52.783	42.436	30.571	39.776	191.1	11:15:14.089
15		1:52.342	42.682	30.644	39.016	190.4	11:17:10.599	15		1:51.998	42.529	30.760	38.709	190.4	11:17:06.087
16		1:52.366	42.606	30.641	39.119	190.8	11:19:02.965	16		1:51.569	42.249	30.741	38.579	190.4	11:18:57.656
17		1:52.479	42.724	30.836	38.919	191.1	11:20:55.444	17		2:02.987	42.218	35.438	45.331	191.1	11:21:00.643
18			46.911	33.765		167.1		18			44.139	32.814		187.1	





Circuito de Jerez
Championnat de France F4
Private Test - 1
Lap Analysis



23

Caio Collet

28

Alessandro Ghiretti

Lap D	Time	Sector 1	Sector 2	Sector 3	T. Spd	Elapsed	Lap D	Time	Sector 1	Sector 2	Sector 3	T. Spd	Elapsed
1	10:50:11.167 P			10:50:11.167		10:50:11.167	1	10:51:33.679 P			10:51:33.679		10:51:33.679
2	2:06.858	50.361	34.496	42.001	167.1	10:52:18.025	2	2:04.966	50.251	33.645	41.070	183.0	10:53:38.645
3	1:55.109	43.666	31.962	39.481	188.1	10:54:13.134	3	1:54.995	43.892	31.642	39.461	186.8	10:55:33.640
4	1:53.234	42.926	31.165	39.143	188.4	10:56:06.368	4	1:53.528	42.967	31.086	39.475	188.1	10:57:27.168
5	1:52.247	42.549	30.883	38.815	188.8	10:57:58.615	5	1:53.391	43.146	31.100	39.145	188.8	10:59:20.559
6	1:51.542	42.169	30.693	38.680	189.8	10:59:50.157	6	1:52.443	42.778	30.770	38.895	189.4	11:01:13.002
7	1:51.020	42.062	30.388	38.570	189.8	11:01:41.177	7	1:52.496	42.959	30.901	38.636	189.4	11:03:05.498
8	1:50.969	41.992	30.382	38.595	188.4	11:03:32.146	8	1:52.581	42.770	30.848	38.963	189.8	11:04:58.079
9	1:51.127	42.069	30.363	38.695	188.8	11:05:23.273	9	1:52.000	42.546	30.696	38.758	188.8	11:06:50.079
10	2:11.491	45.083	42.131	44.277	155.1	11:07:34.764	10	1:51.972	42.599	30.664	38.709	189.4	11:08:42.051
11	1:51.259	42.144	30.500	38.615	190.8	11:09:26.023	11	1:51.794	42.431	30.662	38.701	189.4	11:10:33.845
12	1:50.853	42.038	30.329	38.486	191.4	11:11:16.876	12	3:47.344 P	42.442	30.973	2:33.929	190.1	11:14:21.189
13	1:53.369	42.141	30.577	40.651	191.4	11:13:10.245	13	1:56.815	46.821	30.945	39.049	189.8	11:16:18.004
14	1:52.374	42.973	30.841	38.560	189.4	11:15:02.619	14	1:54.655	42.407	30.751	41.497	189.1	11:18:12.659
15	1:50.988	42.122	30.387	38.479	190.1	11:16:53.607	15	1:52.522	42.554	30.633	39.335	189.8	11:20:05.181
16	1:50.959	42.067	30.347	38.545	189.1	11:18:44.566	16		42.545	31.015		189.4	
17	2:01.662	44.508	32.016	45.138	176.4	11:20:46.228							
18		42.774	31.584		187.8								

30

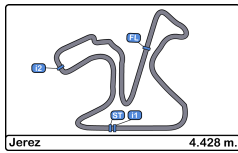
Esteban Muth

27

Ugo De Wilde

Lap D	Time	Sector 1	Sector 2	Sector 3	T. Spd	Elapsed	Lap D	Time	Sector 1	Sector 2	Sector 3	T. Spd	Elapsed
1	10:50:25.261 P			10:50:25.261		10:50:25.261	1	10:50:26.662 P			10:50:26.662		10:50:26.662
2	2:04.709	49.292	34.272	41.145	181.8	10:52:29.970	2	2:04.995	50.013	33.475	41.507	178.5	10:52:31.657
3	1:56.076	43.963	32.257	39.856	180.0	10:54:26.046	3	1:56.969	44.630	32.349	39.990	188.8	10:54:28.626
4	1:53.534	42.977	31.237	39.320	189.4	10:56:19.580	4	1:54.149	43.035	31.552	39.562	187.8	10:56:22.775
5	1:52.634	42.687	30.840	39.107	189.4	10:58:12.214	5	1:53.110	42.663	31.113	39.334	190.1	10:58:15.885
6	1:51.861	42.470	30.576	38.815	190.8	11:00:04.075	6	1:53.022	43.033	30.995	38.994	188.8	11:00:08.907
7	1:51.553	42.318	30.391	38.844	191.4	11:01:55.628	7	1:52.946	42.256	30.914	39.776	190.4	11:02:01.853
8	1:51.642	42.349	30.397	38.896	191.1	11:03:47.270	8	1:52.344	42.570	30.874	38.900	192.1	11:03:54.197
9	1:51.443	42.259	30.496	38.688	190.8	11:05:38.713	9	1:52.131	42.327	30.879	38.925	191.1	11:05:46.328
10	1:52.215	42.301	30.460	39.454	190.4	11:07:30.928	10	1:52.698	42.493	30.587	39.618	191.1	11:07:39.026
11	1:51.334	42.343	30.342	38.649	190.8	11:09:22.262	11	1:52.185	42.527	30.757	38.901	190.1	11:09:31.211
12	1:51.228	42.220	30.341	38.667	190.4	11:11:13.490	12	1:51.755	42.203	30.736	38.816	191.4	11:11:22.966
13	2:06.176	48.042	38.322	39.812	147.3	11:13:19.666	13	1:52.203	42.116	31.255	38.832	191.1	11:13:15.169
14	1:51.726	42.501	30.342	38.883	191.8	11:15:11.392	14	1:51.764	42.337	30.590	38.837	190.1	11:15:06.933
15	1:51.417	42.244	30.386	38.787	190.8	11:17:02.809	15	1:51.472	42.141	30.613	38.718	191.4	11:16:58.405
16	1:51.425	42.274	30.439	38.712	191.4	11:18:54.234	16	1:51.607	42.348	30.495	38.764	190.8	11:18:50.012
17	1:58.522	43.722	35.636	39.164	135.0	11:20:52.756	17	1:52.226	42.175	30.919	39.132	192.8	11:20:42.238
18		47.991	32.589		175.3		18		42.738	30.603		190.4	





Circuito de Jerez
Championnat de France F4
Private Test - 1
Lap Analysis



31

Ulysse De Pauw

87

O'Neill Muth

Junior

Lap	D	Time	Sector 1	Sector 2	Sector 3	T. Spd	Elapsed	Lap	D	Time	Sector 1	Sector 2	Sector 3	T. Spd	Elapsed	
1		10:50:32.851	P				10:50:32.851	1		10:50:09.608	P				10:50:09.608	
2		2:09.525	52.259	35.687	41.579	150.6	10:52:42.376	2		3:28.749	P	50.601	33.342	2:04.806	181.2	10:53:38.357
3		1:55.846	44.234	31.921	39.691	186.5	10:54:38.222	3		1:59.193		46.901	32.048	40.244	185.8	10:55:37.550
4		1:53.462	42.995	30.996	39.471	189.8	10:56:31.684	4		1:54.781		43.404	31.872	39.505	187.8	10:57:32.331
5		1:52.326	42.550	30.867	38.909	189.1	10:58:24.010	5		1:54.092		43.072	31.445	39.575	188.4	10:59:26.423
6		1:51.862	42.357	30.689	38.816	190.8	11:00:15.872	6		1:53.576		42.899	31.278	39.399	188.8	11:01:19.999
7		1:52.611	42.518	31.110	38.983	191.4	11:02:08.483	7		1:52.834		42.636	31.088	39.110	189.4	11:03:12.833
8		1:51.728	42.250	30.590	38.888	190.8	11:04:00.211	8		1:52.722		42.596	31.081	39.045	189.8	11:05:05.555
9		1:51.588	42.262	30.672	38.654	190.8	11:05:51.799	9		1:52.825		42.620	31.065	39.140	189.1	11:06:58.380
10		1:51.307	42.220	30.516	38.571	191.1	11:07:43.106	10		2:24.689		58.987	42.900	42.802	129.9	11:09:23.069
11		1:51.420	42.210	30.483	38.727	191.8	11:09:34.526	11		1:54.301		42.924	30.984	40.393	189.8	11:11:17.370
12		1:51.474	42.224	30.642	38.608	191.8	11:11:26.000	12		1:53.804		43.253	30.900	39.651	188.1	11:13:11.174
13		1:51.541	42.065	30.618	38.858	192.1	11:13:17.541	13		1:53.257		42.888	31.425	38.944	191.4	11:15:04.431
14		2:07.082	46.791	40.081	40.210	135.6	11:15:24.623	14		1:52.790		42.610	31.069	39.111	191.1	11:16:57.221
15		1:52.146	42.507	30.774	38.865	190.4	11:17:16.769	15		1:57.247		43.941	33.346	39.960	148.7	11:18:54.468
16		1:51.364	42.169	30.530	38.665	190.8	11:19:08.133	16		1:52.930		42.952	30.784	39.194	190.1	11:20:47.398
17		1:51.552	42.226	30.519	38.807	191.8	11:20:59.685	17				42.650	31.291		190.1	
18			43.979	33.055		185.8										

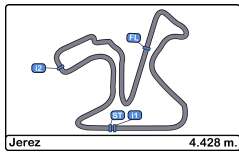
51

Shihab Al Habsi

Junior

Lap	D	Time	Sector 1	Sector 2	Sector 3	T. Spd	Elapsed	
1		10:50:22.409	P				10:50:22.409	
2		2:09.967	52.411	35.797	41.759	135.3	10:52:32.376	
3		1:58.015	44.475	33.100	40.440	189.1	10:54:30.391	
4		1:55.023	43.175	32.007	39.841	190.8	10:56:25.414	
5		1:53.363	42.940	31.383	39.040	190.8	10:58:18.777	
6		1:53.241	42.849	31.336	39.056	191.4	11:00:12.018	
7		2:38.490	P	42.689	31.548	1:24.253	190.8	11:02:50.508
8		2:09.693	58.312	32.078	39.303	178.8	11:05:00.201	
9		1:53.912	43.134	31.685	39.093	188.4	11:06:54.113	
10		1:53.480	43.141	31.326	39.013	189.1	11:08:47.593	
11		1:53.118	42.787	31.288	39.043	190.1	11:10:40.711	
12		2:29.071	48.628	57.454	42.989	86.1	11:13:09.782	
13		1:53.969	43.975	31.182	38.812	189.8	11:15:03.751	
14		1:52.935	42.648	31.304	38.983	191.1	11:16:56.686	
15		1:52.604	42.774	31.068	38.762	190.8	11:18:49.290	
16		1:53.414	42.610	31.424	39.380	190.4	11:20:42.704	
17			42.921	31.448		190.4		

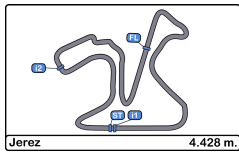




Circuito de Jerez
Championnat de France F4
Private Test - 1
Best Sectors Results



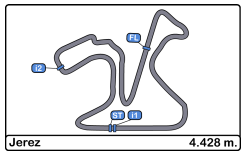
Sector - 1			Sector - 2			Sector - 3			Ideal Lap vs Best Lap						
Clas	Nº	Driver	Time	Nº	Driver	Time	Nº	Driver	Time	Clas	Nº	Driver	Ideal Lap	Best Lap	Clas
1	23	Caio Collet	41.992	23	Caio Collet	30.329	21	Théo Pourchaire	38.478	1	23	Caio Collet	1:50.800	1:50.853	1
2	31	Ulysse De Pauw	42.065	21	Théo Pourchaire	30.335	23	Caio Collet	38.479	2	21	Théo Pourchaire	1:50.983	1:50.983	2
3	5	Adam Eteki	42.084	27	Ugo De Wilde	30.341	5	Adam Eteki	38.497	3	5	Adam Eteki	1:51.006	1:51.164	3
4	22	Théo Nouet	42.086	5	Adam Eteki	30.425	16	Sacha Lehmann	38.556	4	31	Ulysse De Pauw	1:51.119	1:51.307	5
5	30	Esteban Muth	42.116	31	Ulysse De Pauw	30.483	31	Ulysse De Pauw	38.571	5	27	Ugo De Wilde	1:51.210	1:51.228	4
6	21	Théo Pourchaire	42.170	30	Esteban Muth	30.495	22	Théo Nouet	38.579	6	22	Théo Nouet	1:51.236	1:51.373	6
7	27	Ugo De Wilde	42.220	22	Théo Nouet	30.571	11	Pierre-Louis Chovet	38.628	7	30	Esteban Muth	1:51.329	1:51.472	7
8	16	Sacha Lehmann	42.261	10	Reshad De Gerus	30.608	28	Alessandro Ghiretti	38.636	8	11	Pierre-Louis Chovet	1:51.519	1:51.632	8
9	11	Pierre-Louis Chovet	42.279	11	Pierre-Louis Chovet	30.612	27	Ugo De Wilde	38.649	9	10	Reshad De Gerus	1:51.582	1:51.924	11
10	10	Reshad De Gerus	42.322	28	Alessandro Ghiretti	30.633	10	Reshad De Gerus	38.652	10	16	Sacha Lehmann	1:51.602	1:51.652	9
11	28	Alessandro Ghiretti	42.407	18	Matéo Herrero	30.641	30	Esteban Muth	38.718	11	28	Alessandro Ghiretti	1:51.676	1:51.794	10
12	18	Matéo Herrero	42.432	87	O'Neill Muth	30.784	51	Shihab Al Habsi	38.762	12	18	Matéo Herrero	1:51.869	1:52.209	12
13	87	O'Neill Muth	42.596	16	Sacha Lehmann	30.785	18	Matéo Herrero	38.796	13	87	O'Neill Muth	1:52.324	1:52.722	14
14	51	Shihab Al Habsi	42.610	51	Shihab Al Habsi	31.068	87	O'Neill Muth	38.944	14	51	Shihab Al Habsi	1:52.440	1:52.604	13
15	4	Baptiste Moulin	42.724	4	Baptiste Moulin	31.105	4	Baptiste Moulin	39.309	15	4	Baptiste Moulin	1:53.138	1:53.306	15



Circuito de Jerez
Championnat de France F4
Private Test - 1
Best 5 Lap Times



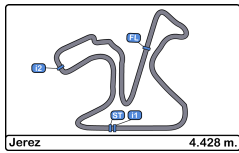
Cls	N°	Driver	Nat	Team	Class	Best 1		Best 2		Best 3		Best 4		Best 5	
						Time	Lap	Time	Lap	Time	Lap	Time	Lap	Time	Lap
1	23	Caio Collet	BRA			1:50.853	12	1:50.959	16	1:50.969	8	1:50.988	15	1:51.020	7
2	21	Théo Pourchaire	FRA		Junior	1:50.983	12	1:51.296	16	1:51.370	11	1:51.459	17	1:51.632	10
3	5	Adam Eteki	FRA			1:51.164	15	1:51.297	12	1:51.494	16	1:51.597	13	1:51.604	8
4	27	Ugo De Wilde	BEL			1:51.228	12	1:51.334	11	1:51.417	15	1:51.425	16	1:51.443	9
5	31	Ulysse De Pauw	BEL			1:51.307	10	1:51.364	16	1:51.420	11	1:51.474	12	1:51.541	13
6	22	Théo Nouet	FRA			1:51.373	9	1:51.565	10	1:51.569	16	1:51.584	7	1:51.657	13
7	30	Esteban Muth	DEU			1:51.472	15	1:51.607	16	1:51.755	12	1:51.764	14	1:52.131	9
8	11	Pierre-Louis Chovet	FRA			1:51.632	16	1:51.659	17	1:51.714	13	1:51.916	14	1:51.917	10
9	16	Sacha Lehmann	FRA			1:51.652	14	1:51.828	15	1:51.852	13	1:51.908	12	1:52.001	9
10	28	Alessandro Ghiretti	FRA			1:51.794	11	1:51.972	10	1:52.000	9	1:52.443	6	1:52.496	7
11	10	Reshad De Gerus	FRA		Junior	1:51.924	9	1:52.021	6	1:52.025	12	1:52.117	5	1:52.131	15
12	18	Matéo Herrero	FRA			1:52.209	10	1:52.254	9	1:52.281	11	1:52.295	8	1:52.342	15
13	51	Shihab Al Habsi	OMN		Junior	1:52.604	15	1:52.935	14	1:53.118	11	1:53.241	6	1:53.363	5
14	87	O'Neill Muth	DEU		Junior	1:52.722	8	1:52.790	14	1:52.825	9	1:52.834	7	1:52.930	16
15	4	Baptiste Moulin	BEL			1:53.306	17	1:53.373	10	1:53.388	16	1:53.468	15	1:53.469	13



Circuito de Jerez
Championnat de France F4
Private Test - 1
Best 5 Top Speeds



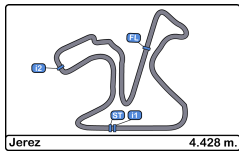
Cls	N°	Driver	Nat	Team	Class	Top 1		Top 2		Top 3		Top 4		Top 5		Avg
						Km/h	Lap	Km/h	Lap	Km/h	Lap	Km/h	Lap	Km/h	Lap	
1	30	Esteban Muth	DEU			192.8	17	192.1	8	191.4	12	191.4	15	191.1	9	191.8
2	5	Adam Eteki	FRA			192.1	18	191.8	16	191.1	12	191.1	17	190.8	8	191.4
3	10	Reshad De Gerus	FRA		Junior	192.1	16	191.4	15	190.8	8	190.8	11	190.8	17	191.2
4	16	Sacha Lehmann	FRA			192.1	17	191.8	15	191.1	16	190.8	18	190.4	8	191.2
5	22	Théo Nouet	FRA			192.1	9	192.1	10	191.8	8	191.1	14	191.1	17	191.6
6	31	Ulysse De Pauw	BEL			192.1	13	191.8	11	191.8	12	191.8	17	191.4	7	191.8
7	4	Baptiste Moulin	BEL			191.8	13	191.1	5	190.8	4	190.8	12	190.4	10	191.0
8	27	Ugo De Wilde	BEL			191.8	14	191.4	7	191.4	16	191.1	8	190.8	6	191.3
9	11	Pierre-Louis Chovet	FRA			191.4	10	191.4	11	191.4	16	191.4	17	191.1	15	191.4
10	18	Matéo Herrero	FRA			191.4	13	191.1	11	191.1	17	190.8	6	190.8	9	191.0
11	23	Caio Collet	BRA			191.4	12	191.4	13	190.8	11	190.1	15	189.8	6	190.7
12	51	Shihab Al Habsi	OMN		Junior	191.4	6	191.1	14	190.8	4	190.8	5	190.8	7	191.0
13	87	O'Neill Muth	DEU		Junior	191.4	13	191.1	14	190.1	16	190.1	17	189.8	8	190.5
14	21	Théo Pourchaire	FRA		Junior	190.8	7	190.8	12	190.4	18	190.1	10	190.1	11	190.4
15	28	Alessandro Ghiretti	FRA			190.1	12	189.8	8	189.8	13	189.8	15	189.4	6	189.8



Circuito de Jerez
Championnat de France F4
Private Test - 1
Fastest Laps Sequence



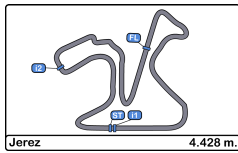
Lap	Time of Day	Session Time	N°	Driver	Nat	Team	Class	Time	Km/h
2	10:52:10.064	2:10.064	5	Adam Eteki	FRA			2:04.320	128.2
3	10:54:04.560	4:04.560	5	Adam Eteki	FRA			1:54.496	139.2
4	10:55:57.732	5:57.732	5	Adam Eteki	FRA			1:53.172	140.8
5	10:57:49.851	7:49.851	5	Adam Eteki	FRA			1:52.119	142.1
5	10:58:24.630	8:24.630	10	Reshad De Gerus	FRA		Junior	1:52.117	142.1
6	10:59:41.675	9:41.675	5	Adam Eteki	FRA			1:51.824	142.5
6	10:59:50.157	9:50.157	23	Caio Collet	BRA			1:51.542	142.9
7	11:01:41.177	11:41.177	23	Caio Collet	BRA			1:51.020	143.5
8	11:03:32.146	13:32.146	23	Caio Collet	BRA			1:50.969	143.6
12	11:11:16.876	21:16.876	23	Caio Collet	BRA			1:50.853	143.8



Circuito de Jerez
Championnat de France F4
Private Test - 1
Event Best Maximum Speed



N°	Driver	Nat	Team	Class	Km/h	Session
30	Esteban Muth	DEU			192.8	Private Test - 1
22	Théo Nouet	FRA			192.1	Private Test - 1
31	Ulysse De Pauw	BEL			192.1	Private Test - 1
10	Reshad De Gerus	FRA		Junior	192.1	Private Test - 1
16	Sacha Lehmann	FRA			192.1	Private Test - 1
5	Adam Eteki	FRA			192.1	Private Test - 1
4	Baptiste Moulin	BEL			191.8	Private Test - 1
27	Ugo De Wilde	BEL			191.8	Private Test - 1
51	Shihab Al Habsi	OMN		Junior	191.4	Private Test - 1
11	Pierre-Louis Chovet	FRA			191.4	Private Test - 1
23	Caio Collet	BRA			191.4	Private Test - 1
18	Matéo Herrero	FRA			191.4	Private Test - 1
87	O'Neill Muth	DEU		Junior	191.4	Private Test - 1
21	Théo Pourchaire	FRA		Junior	190.8	Private Test - 1
28	Alessandro Ghiretti	FRA			190.1	Private Test - 1



Circuito de Jerez
Championnat de France F4
Private Test - 1
Pit Stop Analysis



28

Alessandro Ghiretti

FRA

Nr.	In Day Time	In Time	Out Time	Pit Time	T. Pit Time	Handicap	Penalty
1	11:12:20.359	11:12:20.359	11:14:21.189	2:00.830	2:00.830		

51

Shihab Al Habsi

Junior

OMN

Nr.	In Day Time	In Time	Out Time	Pit Time	T. Pit Time	Handicap	Penalty
1	11:02:01.984	11:02:01.984	11:02:50.508	48.524	48.524		

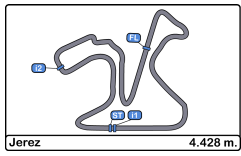
87

O'Neill Muth

Junior

DEU

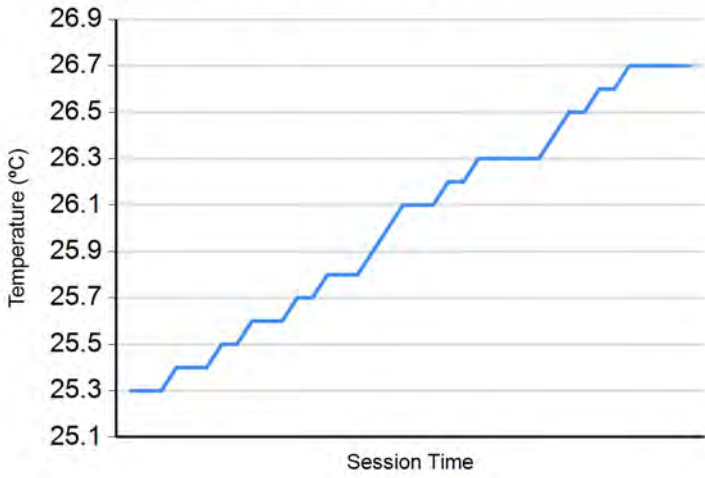
Nr.	In Day Time	In Time	Out Time	Pit Time	T. Pit Time	Handicap	Penalty
1	10:52:09.535	10:52:09.535	10:53:38.357	1:28.822	1:28.822		



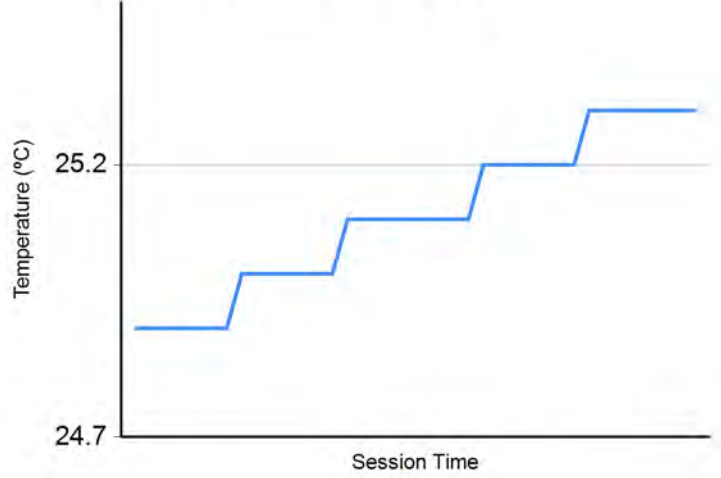
Circuito de Jerez
Championnat de France F4
Private Test - 1
Weather Report



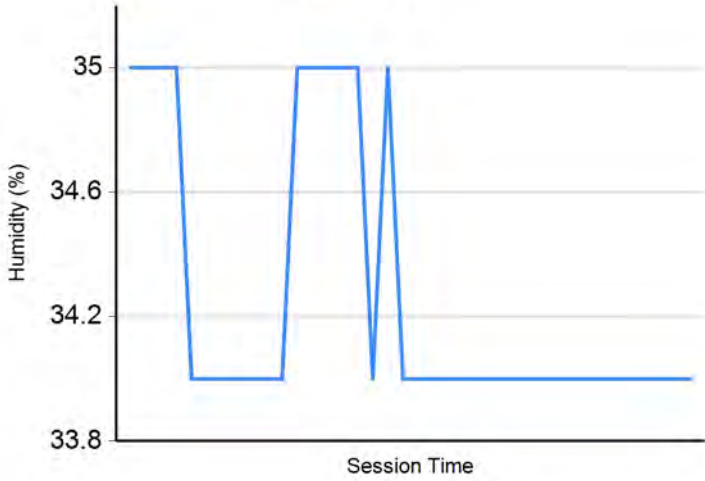
Air Temperature



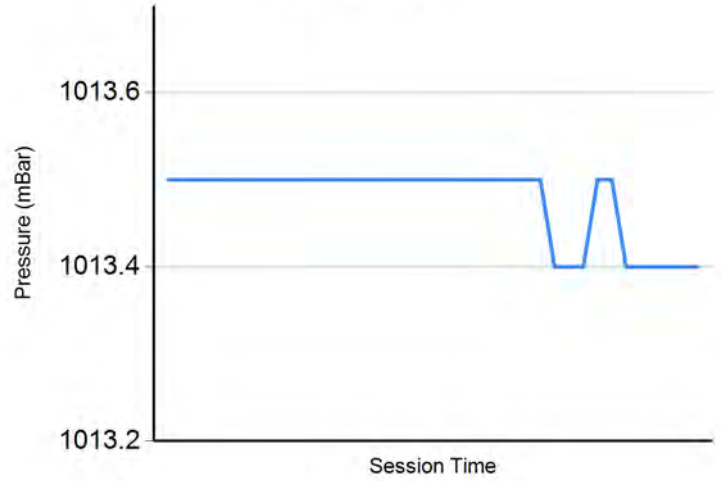
Track Temperature



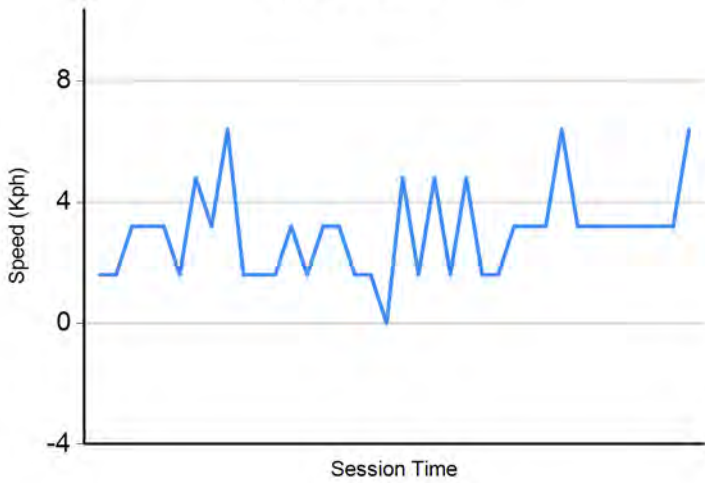
Humidity



Pressure

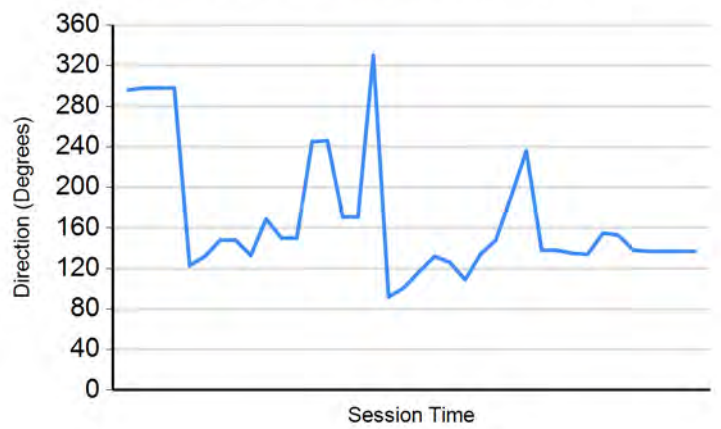


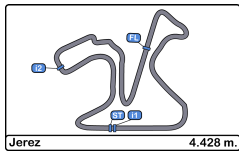
Wind Speed



Wind direction

North = 0°/360° Est = 90° South = 180° West = 270°





Circuito de Jerez
Championnat de France F4
Private Test - 2
Provisional Results



Cls	N°	Driver	Nat	Team	Class	Cls	Laps	Best	Time	Gap	Interval	Km/h
1	23	Caio Collet	BRA				15	14	1:51.157			143.4
2	5	Adam Eteki	FRA				16	8	1:51.496	0.339	0.339	142.9
3	21	Théo Pourchaire	FRA		Junior	1	15	8	1:51.584	0.427	0.088	142.8
4	11	Pierre-Louis Chovet	FRA				15	5	1:51.711	0.554	0.127	142.6
5	27	Ugo De Wilde	BEL				14	7	1:51.726	0.569	0.015	142.6
6	30	Esteban Muth	DEU				15	5	1:51.932	0.775	0.206	142.4
7	31	Ulysse De Pauw	BEL				15	9	1:51.969	0.812	0.037	142.3
8	10	Reshad De Gerus	FRA		Junior	2	15	8	1:52.110	0.953	0.141	142.1
9	22	Théo Nouet	FRA				16	4	1:52.176	1.019	0.066	142.1
10	16	Sacha Lehmann	FRA				16	5	1:52.212	1.055	0.036	142.0
11	87	O'Neill Muth	DEU		Junior	3	12	5	1:52.250	1.093	0.038	142.0
12	28	Alessandro Ghiretti	FRA				15	6	1:52.468	1.311	0.218	141.7
13	18	Matéo Herrero	FRA				15	4	1:52.674	1.517	0.206	141.4
14	51	Shihab Al Habsi	OMN		Junior	4	13	5	1:52.677	1.520	0.003	141.4
15	4	Baptiste Moulin	BEL				6	5	1:53.546	2.389	0.869	140.3

Published at:.....

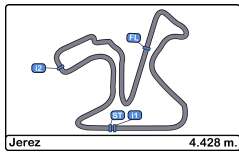
Track Temp: **26.2 °C** Air Temp: **28.4 °C** Humidity: **31 %** Track Status: **DRY**

Stewards:

Race Director:

Timekeeper:





Circuito de Jerez
Championnat de France F4
Private Test - 2
Provisional Results by Class



Cls	N°	Driver	Nat	Team	Class	Cls	Laps	Best	Time	Gap	Interval	Km/h
1	23	Caio Collet	BRA				15	14	1:51.157			143.4
2	5	Adam Eteki	FRA				16	8	1:51.496	0.339	0.339	142.9
3	11	Pierre-Louis Chovet	FRA				15	5	1:51.711	0.554	0.215	142.6
4	27	Ugo De Wilde	BEL				14	7	1:51.726	0.569	0.015	142.6
5	30	Esteban Muth	DEU				15	5	1:51.932	0.775	0.206	142.4
6	31	Ulysse De Pauw	BEL				15	9	1:51.969	0.812	0.037	142.3
7	22	Théo Nouet	FRA				16	4	1:52.176	1.019	0.207	142.1
8	16	Sacha Lehmann	FRA				16	5	1:52.212	1.055	0.036	142.0
9	28	Alessandro Ghiretti	FRA				15	6	1:52.468	1.311	0.256	141.7
10	18	Matéo Herrero	FRA				15	4	1:52.674	1.517	0.206	141.4
11	4	Baptiste Moulin	BEL				6	5	1:53.546	2.389	0.872	140.3
Junior												
1	21	Théo Pourchaire	FRA		Junior	1	15	8	1:51.584			142.8
2	10	Reshad De Gerus	FRA		Junior	2	15	8	1:52.110	0.526	0.526	142.1
3	87	O'Neill Muth	DEU		Junior	3	12	5	1:52.250	0.666	0.140	142.0
4	51	Shihab Al Habsi	OMN		Junior	4	13	5	1:52.677	1.093	0.427	141.4

Published at:.....

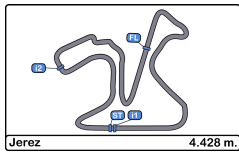
Track Temp: **26.2 °C** Air Temp: **28.4 °C** Humidity: **31 %** Track Status: **DRY**

Stewards:

Race Director:

Timekeeper:





Circuito de Jerez
Championnat de France F4
Private Test - 2
Lap Analysis



4

Baptiste Moulin

11

Pierre-Louis Chovet

Lap	D	Time	Sector 1	Sector 2	Sector 3	T. Spd	Elapsed
1		12:20:25.226	P		12:20:25.226		12:20:25.226
2		2:02.296	49.824	32.654	39.818	181.8	12:22:27.522
3		1:54.356	43.472	31.424	39.460	187.8	12:24:21.878
4		1:54.033	43.016	31.324	39.693	189.4	12:26:15.911
5		1:53.546	42.954	31.132	39.460	189.1	12:28:09.457
6		1:53.644	42.946	31.285	39.413	188.1	12:30:03.101
7			48.894	37.978		155.3	

5

Adam Eteki

Lap	D	Time	Sector 1	Sector 2	Sector 3	T. Spd	Elapsed
1		12:12:00.779	P		12:12:00.779		12:12:00.779
2		1:56.070	45.791	31.225	39.054	185.8	12:13:56.849
3		1:52.313	42.775	30.766	38.772	188.8	12:15:49.162
4		1:53.414	43.632	31.178	38.604	179.4	12:17:42.576
5		1:51.816	42.472	30.617	38.727	188.8	12:19:34.392
6		1:51.865	42.436	30.571	38.858	188.8	12:21:26.257
7		1:51.506	42.289	30.548	38.669	190.1	12:23:17.763
8		1:51.496	42.294	30.520	38.682	190.1	12:25:09.259
9		1:52.346	42.515	30.535	39.296	189.4	12:27:01.605
10		1:51.605	42.375	30.505	38.725	189.8	12:28:53.210
11		1:52.383	42.719	30.800	38.864	188.4	12:30:45.593
12		1:52.136	42.675	30.690	38.771	189.1	12:32:37.729
13		2:08.792	54.208	35.071	39.513	149.5	12:34:46.521
14		1:52.200	42.642	30.725	38.833	189.8	12:36:38.721
15		1:52.521	42.473	30.820	39.228	190.4	12:38:31.242
16		1:52.830	42.814	30.929	39.087	190.4	12:40:24.072
17			46.216	31.892		188.8	

10

Reshad De Gerus

Junior

Lap	D	Time	Sector 1	Sector 2	Sector 3	T. Spd	Elapsed
1		12:12:21.930	P		12:12:21.930		12:12:21.930
2		1:59.301	47.546	32.130	39.625	165.1	12:14:21.231
3		1:52.569	42.703	30.913	38.953	189.8	12:16:13.800
4		1:52.330	42.620	30.769	38.941	189.8	12:18:06.130
5		1:52.500	42.692	30.900	38.908	189.8	12:19:58.630
6		1:52.272	42.631	30.777	38.864	189.4	12:21:50.902
7		1:52.698	42.584	31.063	39.051	189.4	12:23:43.600
8		1:52.110	42.477	30.720	38.913	189.4	12:25:35.710
9		2:17.166	48.912	41.050	47.204	134.4	12:27:52.876
10		1:53.613	42.695	30.858	40.060	189.1	12:29:46.489
11		1:52.412	42.614	30.883	38.915	188.8	12:31:38.901
12		1:52.913	42.673	31.203	39.037	190.4	12:33:31.814
13		1:52.762	42.914	30.855	38.993	187.8	12:35:24.576
14		2:11.378	50.814	38.392	42.172	124.1	12:37:35.954
15		1:53.073	42.979	30.957	39.137	189.4	12:39:29.027
16			45.165	35.914		187.1	

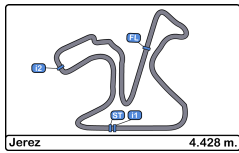
Lap	D	Time	Sector 1	Sector 2	Sector 3	T. Spd	Elapsed
1		12:12:19.194	P		12:12:19.194		12:12:19.194
2		2:01.377	48.500	32.651	40.226	171.7	12:14:20.571
3		1:52.664	42.852	30.902	38.910	188.8	12:16:13.235
4		1:51.780	42.311	30.595	38.874	189.8	12:18:05.015
5		1:51.711	42.257	30.524	38.930	189.8	12:19:56.726
6		2:08.121	42.156	35.159	50.806	190.8	12:22:04.847
7		2:14.242	52.065	38.451	43.726	173.6	12:24:19.089
8		1:52.052	42.560	30.685	38.807	190.1	12:26:11.141
9		1:51.968	42.355	30.705	38.908	189.4	12:28:03.109
10		1:51.881	42.415	30.593	38.873	190.1	12:29:54.990
11		1:51.752	42.308	30.580	38.864	190.8	12:31:46.742
12		1:51.934	42.373	30.634	38.927	190.8	12:33:38.676
13		2:01.734	43.051	38.864	39.819	181.5	12:35:40.410
14		2:02.502	43.237	33.904	45.361	182.4	12:37:42.912
15		1:52.187	42.490	30.728	38.969	190.8	12:39:35.099
16			42.398	30.624		191.1	

16

Sacha Lehmann

Lap	D	Time	Sector 1	Sector 2	Sector 3	T. Spd	Elapsed
1		12:12:13.226	P		12:12:13.226		12:12:13.226
2		1:59.464	47.077	32.142	40.245	183.3	12:14:12.690
3		1:54.733	42.771	30.988	40.974	188.8	12:16:07.423
4		1:52.529	42.556	30.975	38.998	188.8	12:17:59.952
5		1:52.212	42.510	30.911	38.791	188.8	12:19:52.164
6		2:02.136	45.492	35.575	41.069	147.1	12:21:54.300
7		2:00.237	42.666	32.612	44.959	190.1	12:23:54.537
8		1:52.508	42.587	30.934	38.987	189.8	12:25:47.045
9		2:03.060	42.819	34.355	45.886	185.5	12:27:50.105
10		2:03.040	45.275	32.719	45.046	163.1	12:29:53.145
11		1:54.564	42.601	30.916	41.047	190.1	12:31:47.709
12		1:58.928	42.821	31.046	45.061	188.8	12:33:46.637
13		2:00.077	42.640	32.275	45.162	188.8	12:35:46.714
14		1:56.982	42.756	31.060	43.166	188.4	12:37:43.696
15		2:14.786	51.954	38.010	44.822	140.9	12:39:58.482
16		1:53.257	42.948	31.108	39.201	188.8	12:41:51.739
17			58.020	42.693		125.4	





Circuito de Jerez
Championnat de France F4
Private Test - 2
Lap Analysis



18

Matéo Herrero

22

Théo Nouet

Lap	D	Time	Sector 1	Sector 2	Sector 3	T. Spd	Elapsed	Lap	D	Time	Sector 1	Sector 2	Sector 3	T. Spd	Elapsed	
1		12:12:16.210	P		12:12:16.210		12:12:16.210	1		12:12:44.548	P		12:12:44.548		12:12:44.548	
2		2:00.793	48.578	32.744	39.471	153.6	12:14:17.003	2		1:57.557	47.026	31.392	39.139	183.3	12:14:42.105	
3		1:53.752	43.324	31.188	39.240	185.8	12:16:10.755	3		1:52.304	42.731	30.854	38.719	188.8	12:16:34.409	
4		1:52.674	42.699	30.960	39.015	188.8	12:18:03.429	4		1:52.176	42.704	30.757	38.715	188.1	12:18:26.585	
5		1:56.383	46.556	30.717	39.110	189.1	12:19:59.812	5		1:52.333	42.417	30.876	39.040	189.4	12:20:18.918	
6		1:56.871	46.270	31.652	38.949	166.4	12:21:56.683	6		1:52.216	42.475	30.869	38.872	189.1	12:22:11.134	
7		1:52.743	42.828	30.931	38.984	189.4	12:23:49.426	7		1:52.532	42.799	30.884	38.849	188.8	12:24:03.666	
8		1:52.706	42.772	30.897	39.037	190.1	12:25:42.132	8		1:52.479	42.612	30.922	38.945	189.4	12:25:56.145	
9		1:52.924	42.753	30.916	39.255	189.4	12:27:35.056	9		2:02.026	48.769	34.029	39.228	167.1	12:27:58.171	
10		1:52.762	42.811	31.023	38.928	188.4	12:29:27.818	10		1:52.200	42.519	30.800	38.881	189.1	12:29:50.371	
11		1:53.149	42.891	30.900	39.358	189.4	12:31:20.967	11		1:54.581	42.666	31.298	40.617	189.4	12:31:44.952	
12		2:12.581	58.967	34.343	39.271	115.5	12:33:33.548	12		1:52.853	42.833	30.932	39.088	190.4	12:33:37.805	
13		1:53.416	42.936	30.889	39.591	189.4	12:35:26.964	13		1:52.879	42.809	31.060	39.010	189.8	12:35:30.684	
14		2:22.236	P	48.191	38.147	55.898	144.3	12:37:49.200	14		1:53.518	42.994	31.399	39.125	189.4	12:37:24.202
15		2:56.233	1:36.158	39.302	40.773	123.4	12:40:45.433	15		1:55.684	42.736	31.194	41.754	190.1	12:39:19.886	
16			53.257	37.367		147.9		16		1:53.302	42.846	31.129	39.327	189.4	12:41:13.188	

21

Théo Pourchaire

Junior

23

Caio Collet

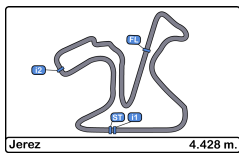
Lap	D	Time	Sector 1	Sector 2	Sector 3	T. Spd	Elapsed	Lap	D	Time	Sector 1	Sector 2	Sector 3	T. Spd	Elapsed	
1		12:14:03.613	P		12:14:03.613		12:14:03.613	1		12:12:08.507	P		12:12:08.507		12:12:08.507	
2		1:57.645	46.853	31.507	39.285	169.0	12:16:01.258	2		2:12.487	P	47.412	31.546	53.529	181.8	12:14:20.994
3		1:52.411	42.693	30.778	38.940	187.8	12:17:53.669	3		2:08.702	58.953	30.879	38.870	187.5	12:16:29.696	
4		1:52.055	42.496	30.710	38.849	188.4	12:19:45.724	4		1:51.621	42.287	30.630	38.704	187.5	12:18:21.317	
5		1:51.784	42.441	30.572	38.771	188.8	12:21:37.508	5		1:51.389	42.305	30.442	38.642	189.1	12:20:12.706	
6		1:51.754	42.499	30.541	38.714	189.1	12:23:29.262	6		1:51.396	42.233	30.451	38.712	190.4	12:22:04.102	
7		1:51.670	42.434	30.500	38.736	189.4	12:25:20.932	7		2:13.799	1:00.369	33.593	39.837	113.5	12:24:17.901	
8		1:51.584	42.473	30.456	38.655	188.4	12:27:12.516	8		1:51.309	42.251	30.460	38.598	189.8	12:26:09.210	
9		2:12.392	44.834	42.723	44.835	131.2	12:29:24.908	9		1:51.432	42.334	30.499	38.599	189.8	12:28:00.642	
10		1:52.431	42.706	30.873	38.852	188.1	12:31:17.339	10		1:51.480	42.365	30.487	38.628	190.4	12:29:52.122	
11		1:51.782	42.550	30.516	38.716	188.4	12:33:09.121	11		1:51.856	42.282	30.368	39.206	190.8	12:31:43.978	
12		1:52.010	42.477	30.498	39.035	188.8	12:35:01.131	12		1:51.476	42.279	30.400	38.797	190.4	12:33:35.454	
13		1:51.956	42.515	30.570	38.871	189.8	12:36:53.087	13		2:03.838	50.715	33.945	39.178	184.9	12:35:39.292	
14		1:52.134	42.627	30.662	38.845	189.8	12:38:45.221	14		1:51.157	42.214	30.319	38.624	190.8	12:37:30.449	
15		1:52.024	42.505	30.740	38.779	190.1	12:40:37.245	15		1:51.500	42.214	30.513	38.773	190.8	12:39:21.949	
16			43.532	32.214		187.5		16			43.483	31.831		178.5		

27

Ugo De Wilde

Lap	D	Time	Sector 1	Sector 2	Sector 3	T. Spd	Elapsed	
1		12:12:26.438	P		12:12:26.438		12:12:26.438	
2		1:58.921	47.622	32.261	39.038	132.8	12:14:25.359	
3		1:51.893	42.552	30.618	38.723	190.1	12:16:17.252	
4		1:51.908	42.404	30.510	38.994	190.4	12:18:09.160	
5		1:51.970	42.540	30.723	38.707	189.8	12:20:01.130	
6		1:52.474	42.340	31.018	39.116	190.8	12:21:53.604	
7		1:51.726	42.423	30.492	38.811	190.8	12:23:45.330	
8		1:51.807	42.493	30.551	38.763	190.1	12:25:37.137	
9		5:18.437	P	42.602	30.690	4:05.145	188.8	12:30:55.574
10		2:05.328	50.601	34.857	39.870	158.8	12:33:00.902	
11		1:51.959	42.619	30.501	38.839	189.8	12:34:52.861	
12		2:02.943	48.633	35.080	39.230	163.1	12:36:55.804	
13		1:52.002	42.564	30.576	38.862	190.1	12:38:47.806	
14		1:52.233	42.505	30.684	39.044	191.4	12:40:40.039	
15			57.649	37.004		150.0		





Circuito de Jerez
Championnat de France F4
Private Test - 2
Lap Analysis



28

Alessandro Ghiretti

51

Shihab Al Habsi

Junior

Lap D	Time	Sector 1	Sector 2	Sector 3	T. Spd	Elapsed	Lap D	Time	Sector 1	Sector 2	Sector 3	T. Spd	Elapsed	
1	12:12:24.751 P			12:12:24.751		12:12:24.751	1	12:13:07.060 P			12:13:07.060		12:13:07.060	
2	1:58.781	46.511	32.887	39.383	172.2	12:14:23.532	2	2:00.080	48.185	32.442	39.453	183.3	12:15:07.140	
3	1:52.725	42.740	31.044	38.941	189.1	12:16:16.257	3	1:52.985	42.955	31.031	38.999	188.1	12:17:00.125	
4	1:53.644	42.688	30.897	40.059	188.4	12:18:09.901	4	1:52.802	42.626	31.134	39.042	189.8	12:18:52.927	
5	1:52.887	43.001	30.921	38.965	190.1	12:20:02.788	5	1:52.677	42.814	30.874	38.989	188.8	12:20:45.604	
6	1:52.468	42.605	30.899	38.964	189.1	12:21:55.256	6	1:53.494	43.065	31.012	39.417	188.8	12:22:39.098	
7	1:52.851	42.714	31.024	39.113	189.8	12:23:48.107	7	1:52.792	42.744	31.041	39.007	189.4	12:24:31.890	
8	1:52.473	42.607	30.846	39.020	189.4	12:25:40.580	8	1:54.077	43.162	31.784	39.131	189.1	12:26:25.967	
9	2:09.857	46.351	40.246	43.260	118.1	12:27:50.437	9	1:52.782	42.847	30.884	39.051	189.8	12:28:18.749	
10	1:52.757	42.853	30.929	38.975	188.8	12:29:43.194	10	1:53.004	42.792	31.170	39.042	189.1	12:30:11.753	
11	1:53.168	42.762	30.980	39.426	188.8	12:31:36.362	11	1:58.904	42.869	34.424	41.611	189.8	12:32:10.657	
12	4:19.659 P	42.870	31.163	3:05.626	189.1	12:35:56.021	12	1:53.377	42.945	31.078	39.354	189.8	12:34:04.034	
13	1:58.772	47.939	31.464	39.369	188.1	12:37:54.793	13	1:53.364	43.067	31.125	39.172	190.1	12:35:57.398	
14	1:53.553	43.044	31.165	39.344	189.4	12:39:48.346	14		1:07.656	48.076		102.4		
15	1:54.106	43.265	31.382	39.459	184.3	12:41:42.452	87						O'Neill Muth	Junior
16		43.063	31.397		189.8									

30

Esteban Muth

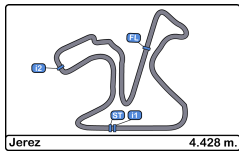
Lap D	Time	Sector 1	Sector 2	Sector 3	T. Spd	Elapsed	Lap D	Time	Sector 1	Sector 2	Sector 3	T. Spd	Elapsed	
1	12:13:19.944 P			12:13:19.944		12:13:19.944	1	12:12:06.244 P			12:12:06.244		12:12:06.244	
2	2:01.092	46.586	31.476	43.030	179.1	12:15:21.036	2	1:56.858	46.066	31.441	39.351	186.2	12:14:03.102	
3	1:52.539	42.648	30.982	38.909	187.8	12:17:13.575	3	1:52.989	43.059	30.923	39.007	187.8	12:15:56.091	
4	1:52.355	42.514	30.764	39.077	189.1	12:19:05.930	4	1:52.518	42.618	30.889	39.011	187.5	12:17:48.609	
5	1:51.932	42.327	30.722	38.883	189.1	12:20:57.862	5	1:52.250	42.559	30.727	38.964	189.1	12:19:40.859	
6	1:52.210	42.421	30.713	39.076	189.4	12:22:50.072	6	1:52.421	42.708	30.745	38.968	188.1	12:21:33.280	
7	1:52.795	42.802	30.887	39.106	189.1	12:24:42.867	7	1:52.349	42.558	30.685	39.106	189.1	12:23:25.629	
8	2:21.203	55.353	40.680	45.170	145.7	12:27:04.070	8	1:56.548	45.743	31.803	39.002	154.2	12:25:22.177	
9	1:52.629	42.787	30.924	38.918	188.8	12:28:56.699	9	1:52.670	42.685	30.899	39.086	189.4	12:27:14.847	
10	1:52.410	42.603	30.735	39.072	189.1	12:30:49.109	10	2:10.711	43.886	42.265	44.560	123.1	12:29:25.558	
11	1:52.923	42.875	30.760	39.288	189.8	12:32:42.032	11	1:52.668	42.727	30.895	39.046	189.8	12:31:18.226	
12	1:52.628	42.626	30.810	39.192	189.1	12:34:34.660	12	1:52.488	42.761	30.708	39.019	189.1	12:33:10.714	
13	2:16.269	50.694	41.981	43.594	134.4	12:36:50.929	13		42.824	30.902		187.5		
14	1:58.671	42.908	31.009	44.754	188.8	12:38:49.600								
15	1:53.127	42.950	31.043	39.134	190.4	12:40:42.727								
16		45.873	32.569		184.3									

31

Ulysse De Pauw

Lap D	Time	Sector 1	Sector 2	Sector 3	T. Spd	Elapsed
1	12:12:32.123 P			12:12:32.123		12:12:32.123
2	1:58.472	46.669	31.924	39.879	185.8	12:14:30.595
3	1:52.489	42.850	30.827	38.812	188.4	12:16:23.084
4	1:52.339	42.294	30.887	39.158	189.4	12:18:15.423
5	1:52.013	42.381	30.734	38.898	189.1	12:20:07.436
6	1:52.047	42.454	30.722	38.871	189.4	12:21:59.483
7	2:20.961	58.735	40.646	41.580	129.9	12:24:20.444
8	1:52.116	42.585	30.652	38.879	190.1	12:26:12.560
9	1:51.969	42.408	30.671	38.890	190.1	12:28:04.529
10	1:52.184	42.538	30.757	38.889	189.8	12:29:56.713
11	2:11.709	42.634	41.517	47.558	189.1	12:32:08.422
12	1:52.225	42.601	30.792	38.832	189.1	12:34:00.647
13	1:52.157	42.539	30.758	38.860	190.1	12:35:52.804
14	1:52.456	42.592	30.810	39.054	190.8	12:37:45.260
15	1:52.265	42.534	30.721	39.010	190.8	12:39:37.525
16		44.260	32.666		189.4	



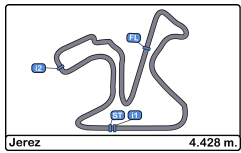


Circuito de Jerez
Championnat de France F4
Private Test - 2
Best Sectors Results



Sector - 1				Sector - 2				Sector - 3				Ideal Lap vs Best Lap			
Clas	Nº	Driver	Time	Nº	Driver	Time	Nº	Driver	Time	Clas	Nº	Driver	Ideal Lap	Best Lap	Clas
1	11	Pierre-Louis Chovet	42.156	23	Caio Collet	30.319	23	Caio Collet	38.598	1	23	Caio Collet	1:51.131	1:51.157	1
2	23	Caio Collet	42.214	21	Théo Pourchaire	30.456	5	Adam Eteki	38.604	2	5	Adam Eteki	1:51.398	1:51.496	2
3	5	Adam Eteki	42.289	27	Ugo De Wilde	30.492	21	Théo Pourchaire	38.655	3	11	Pierre-Louis Chovet	1:51.487	1:51.711	4
4	31	Ulysse De Pauw	42.294	5	Adam Eteki	30.505	27	Ugo De Wilde	38.707	4	27	Ugo De Wilde	1:51.539	1:51.726	5
5	30	Esteban Muth	42.327	11	Pierre-Louis Chovet	30.524	22	Théo Nouet	38.715	5	21	Théo Pourchaire	1:51.545	1:51.584	3
6	27	Ugo De Wilde	42.340	31	Ulysse De Pauw	30.652	16	Sacha Lehmann	38.791	6	31	Ulysse De Pauw	1:51.758	1:51.969	7
7	22	Théo Nouet	42.417	87	O'Neill Muth	30.685	11	Pierre-Louis Chovet	38.807	7	22	Théo Nouet	1:51.889	1:52.176	9
8	21	Théo Pourchaire	42.434	30	Esteban Muth	30.713	31	Ulysse De Pauw	38.812	8	30	Esteban Muth	1:51.923	1:51.932	6
9	10	Reshad De Gerus	42.477	18	Matéo Herrero	30.717	10	Reshad De Gerus	38.864	9	10	Reshad De Gerus	1:52.061	1:52.110	8
10	16	Sacha Lehmann	42.510	10	Reshad De Gerus	30.720	30	Esteban Muth	38.883	10	87	O'Neill Muth	1:52.207	1:52.250	11
11	87	O'Neill Muth	42.558	22	Théo Nouet	30.757	18	Matéo Herrero	38.928	11	16	Sacha Lehmann	1:52.212	1:52.212	10
12	28	Alessandro Ghiretti	42.605	28	Alessandro Ghiretti	30.846	28	Alessandro Ghiretti	38.941	12	18	Matéo Herrero	1:52.344	1:52.674	13
13	51	Shihab Al Habsi	42.626	51	Shihab Al Habsi	30.874	87	O'Neill Muth	38.964	13	28	Alessandro Ghiretti	1:52.392	1:52.468	12
14	18	Matéo Herrero	42.699	16	Sacha Lehmann	30.911	51	Shihab Al Habsi	38.989	14	51	Shihab Al Habsi	1:52.489	1:52.677	14
15	4	Baptiste Moulin	42.946	4	Baptiste Moulin	31.132	4	Baptiste Moulin	39.413	15	4	Baptiste Moulin	1:53.491	1:53.546	15

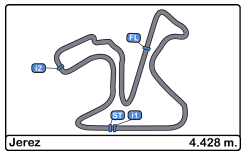




Circuito de Jerez
Championnat de France F4
Private Test - 2
Best 5 Lap Times



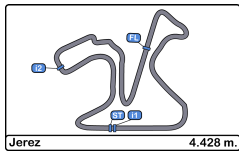
Cls	N°	Driver	Nat	Team	Class	Best 1		Best 2		Best 3		Best 4		Best 5	
						Time	Lap	Time	Lap	Time	Lap	Time	Lap	Time	Lap
1	23	Caio Collet	BRA			1:51.157	14	1:51.309	8	1:51.389	5	1:51.396	6	1:51.432	9
2	5	Adam Eteki	FRA			1:51.496	8	1:51.506	7	1:51.605	10	1:51.816	5	1:51.865	6
3	21	Théo Pourchaire	FRA		Junior	1:51.584	8	1:51.670	7	1:51.754	6	1:51.782	11	1:51.784	5
4	11	Pierre-Louis Chovet	FRA			1:51.711	5	1:51.752	11	1:51.780	4	1:51.881	10	1:51.934	12
5	27	Ugo De Wilde	BEL			1:51.726	7	1:51.807	8	1:51.893	3	1:51.908	4	1:51.959	11
6	30	Esteban Muth	DEU			1:51.932	5	1:52.210	6	1:52.355	4	1:52.410	10	1:52.539	3
7	31	Ulysse De Pauw	BEL			1:51.969	9	1:52.013	5	1:52.047	6	1:52.116	8	1:52.157	13
8	10	Reshad De Gerus	FRA		Junior	1:52.110	8	1:52.272	6	1:52.330	4	1:52.412	11	1:52.500	5
9	22	Théo Nouet	FRA			1:52.176	4	1:52.200	10	1:52.216	6	1:52.304	3	1:52.333	5
10	16	Sacha Lehmann	FRA			1:52.212	5	1:52.508	8	1:52.529	4	1:53.257	16	1:54.564	11
11	87	O'Neill Muth	DEU		Junior	1:52.250	5	1:52.349	7	1:52.421	6	1:52.488	12	1:52.518	4
12	28	Alessandro Ghiretti	FRA			1:52.468	6	1:52.473	8	1:52.725	3	1:52.757	10	1:52.851	7
13	18	Matéo Herrero	FRA			1:52.674	4	1:52.706	8	1:52.743	7	1:52.762	10	1:52.924	9
14	51	Shihab Al Habsi	OMN		Junior	1:52.677	5	1:52.782	9	1:52.792	7	1:52.802	4	1:52.985	3
15	4	Baptiste Moulin	BEL			1:53.546	5	1:53.644	6	1:54.033	4	1:54.356	3	2:02.296	2



Circuito de Jerez
Championnat de France F4
Private Test - 2
Best 5 Top Speeds



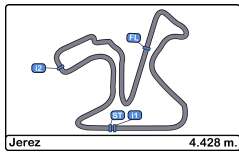
Cls	N°	Driver	Nat	Team	Class	Top 1		Top 2		Top 3		Top 4		Top 5		Avg
						Km/h	Lap	Km/h	Lap	Km/h	Lap	Km/h	Lap	Km/h	Lap	
1	27	Ugo De Wilde	BEL			191.4	14	190.8	6	190.8	7	190.4	4	190.1	3	190.7
2	11	Pierre-Louis Chovet	FRA			191.1	16	190.8	6	190.8	11	190.8	12	190.8	15	190.8
3	23	Caio Collet	BRA			190.8	11	190.8	14	190.8	15	190.4	6	190.4	10	190.6
4	31	Ulysse De Pauw	BEL			190.8	14	190.8	15	190.1	8	190.1	9	190.1	13	190.4
5	5	Adam Eteki	FRA			190.4	15	190.4	16	190.1	7	190.1	8	189.8	10	190.2
6	10	Reshad De Gerus	FRA		Junior	190.4	12	189.8	3	189.8	4	189.8	5	189.4	6	189.8
7	22	Théo Nouet	FRA			190.4	12	190.1	15	189.8	13	189.4	5	189.4	8	189.8
8	30	Esteban Muth	DEU			190.4	15	189.8	11	189.4	6	189.1	4	189.1	5	189.6
9	16	Sacha Lehmann	FRA			190.1	7	190.1	11	189.8	8	188.8	3	188.8	4	189.5
10	18	Matéo Herrero	FRA			190.1	8	189.4	7	189.4	9	189.4	11	189.4	13	189.6
11	21	Théo Pourchaire	FRA		Junior	190.1	15	189.8	13	189.8	14	189.4	7	189.1	6	189.6
12	28	Alessandro Ghiretti	FRA			190.1	5	189.8	7	189.8	16	189.4	8	189.4	14	189.7
13	51	Shihab Al Habsi	OMN		Junior	190.1	13	189.8	4	189.8	9	189.8	11	189.8	12	189.8
14	87	O'Neill Muth	DEU		Junior	189.8	11	189.4	9	189.1	5	189.1	7	189.1	12	189.3
15	4	Baptiste Moulin	BEL			189.4	4	189.1	5	188.1	6	187.8	3	181.8	2	187.2



Circuito de Jerez
Championnat de France F4
Private Test - 2
Fastest Laps Sequence



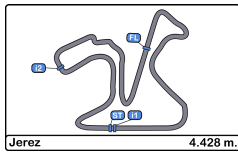
Lap	Time of Day	Session Time	N°	Driver	Nat	Team	Class	Time	Km/h
2	12:13:56.849	3:56.849	5	Adam Eteki	FRA			1:56.070	137.3
3	12:15:49.162	5:49.162	5	Adam Eteki	FRA			1:52.313	141.9
3	12:16:17.252	6:17.252	27	Ugo De Wilde	BEL			1:51.893	142.4
4	12:18:05.015	8:05.015	11	Pierre-Louis Chovet	FRA			1:51.780	142.6
4	12:18:21.317	8:21.317	23	Caio Collet	BRA			1:51.621	142.8
5	12:20:12.706	10:12.706	23	Caio Collet	BRA			1:51.389	143.1
8	12:26:09.210	16:09.210	23	Caio Collet	BRA			1:51.309	143.2
14	12:37:30.449	27:30.449	23	Caio Collet	BRA			1:51.157	143.4



Circuito de Jerez
Championnat de France F4
Private Test - 2
Event Best Maximum Speed



N°	Driver	Nat	Team	Class	Km/h	Session
30	Esteban Muth	DEU			192.8	Private Test - 1
22	Théo Nouet	FRA			192.1	Private Test - 1
31	Ulysse De Pauw	BEL			192.1	Private Test - 1
10	Reshad De Gerus	FRA		Junior	192.1	Private Test - 1
16	Sacha Lehmann	FRA			192.1	Private Test - 1
5	Adam Eteki	FRA			192.1	Private Test - 1
4	Baptiste Moulin	BEL			191.8	Private Test - 1
27	Ugo De Wilde	BEL			191.8	Private Test - 1
51	Shihab Al Habsi	OMN		Junior	191.4	Private Test - 1
11	Pierre-Louis Chovet	FRA			191.4	Private Test - 1
23	Caio Collet	BRA			191.4	Private Test - 1
18	Matéo Herrero	FRA			191.4	Private Test - 1
87	O'Neill Muth	DEU		Junior	191.4	Private Test - 1
21	Théo Pourchaire	FRA		Junior	190.8	Private Test - 1
28	Alessandro Ghiretti	FRA			190.1	Private Test - 1



Circuito de Jerez
Championnat de France F4
Private Test - 2
Pit Stop Analysis



18

Matéo Herrero

FRA

Nr.	In Day Time	In Time	Out Time	Pit Time	T. Pit Time	Handicap	Penalty
1	12:37:28.201	12:37:28.201	12:37:49.200	20.999	20.999		

23

Caio Collet

BRA

Nr.	In Day Time	In Time	Out Time	Pit Time	T. Pit Time	Handicap	Penalty
1	12:13:59.536	12:13:59.536	12:14:20.994	21.458	21.458		

27

Ugo De Wilde

BEL

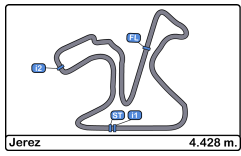
Nr.	In Day Time	In Time	Out Time	Pit Time	T. Pit Time	Handicap	Penalty
1	12:27:22.963	12:27:22.963	12:30:55.574	3:32.611	3:32.611		

28

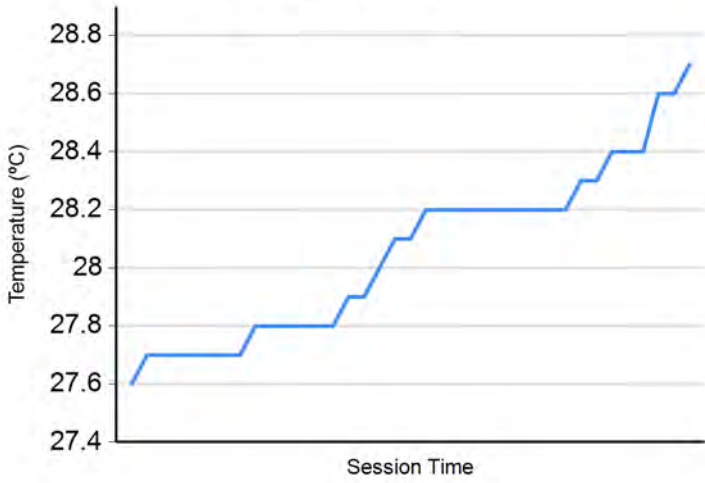
Alessandro Ghiretti

FRA

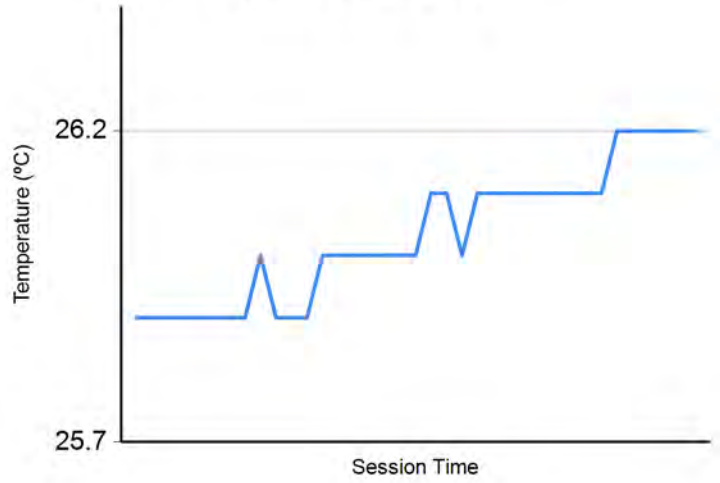
Nr.	In Day Time	In Time	Out Time	Pit Time	T. Pit Time	Handicap	Penalty
1	12:33:22.088	12:33:22.088	12:35:56.021	2:33.933	2:33.933		



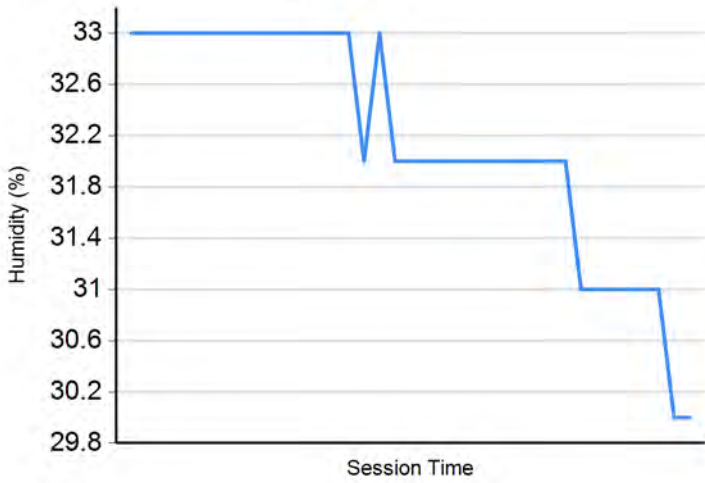
Air Temperature



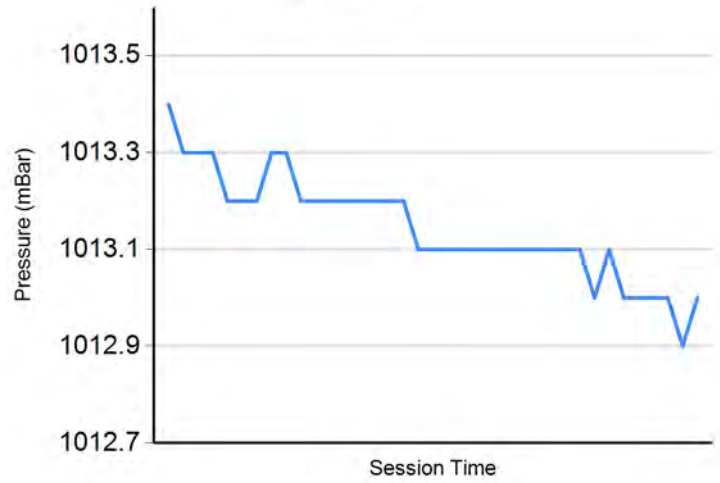
Track Temperature



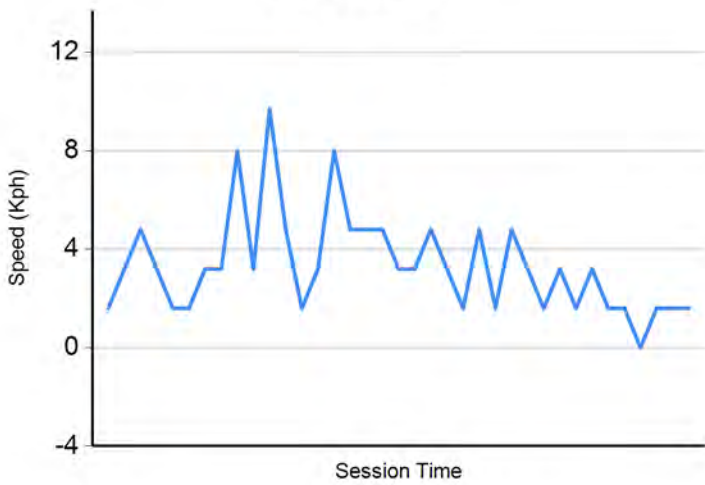
Humidity



Pressure

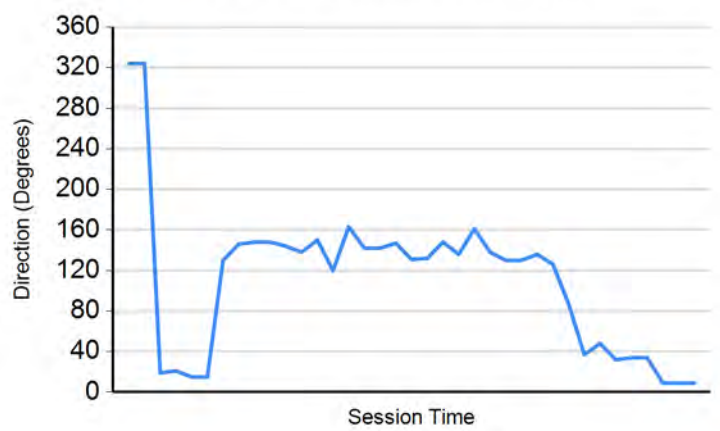


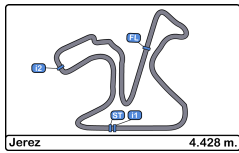
Wind Speed



Wind direction

North = 0°/360° Est = 90° South = 180° West = 270°






Circuito de Jerez
Championnat de France F4
Private Test 1 - 2
Results

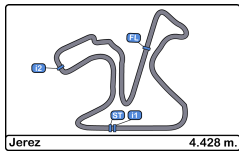


Cls	N°	Driver	Nat	Team	Class	Cls	Laps	Private Test - 1	Private Test - 2	Best	Gap	Interval	Km/h		
1	23	Caio Collet	BRA				32	1:50.853	12	1:51.157	14	1:50.853	143.8		
2	21	Théo Pourchaire	FRA		Junior	1	32	1:50.983	12	1:51.584	8	1:50.983	0.130	0.130	143.6
3	5	Adam Eteki	FRA				33	1:51.164	15	1:51.496	8	1:51.164	0.311	0.181	143.3
4	27	Ugo De Wilde	BEL				31	1:51.228	12	1:51.726	7	1:51.228	0.375	0.064	143.3
5	31	Ulysse De Pauw	BEL				32	1:51.307	10	1:51.969	9	1:51.307	0.454	0.079	143.2
6	22	Théo Nouet	FRA				33	1:51.373	9	1:52.176	4	1:51.373	0.520	0.066	143.1
7	30	Esteban Muth	DEU				32	1:51.472	15	1:51.932	5	1:51.472	0.619	0.099	143.0
8	11	Pierre-Louis Chovet	FRA				32	1:51.632	16	1:51.711	5	1:51.632	0.779	0.160	142.7
9	16	Sacha Lehmann	FRA				33	1:51.652	14	1:52.212	5	1:51.652	0.799	0.020	142.7
10	28	Alessandro Ghiretti	FRA				30	1:51.794	11	1:52.468	6	1:51.794	0.941	0.142	142.5
11	10	Reshad De Gerus	FRA		Junior	2	32	1:51.924	9	1:52.110	8	1:51.924	1.071	0.130	142.4
12	18	Matéo Herrero	FRA				32	1:52.209	10	1:52.674	4	1:52.209	1.356	0.285	142.0
13	87	O'Neill Muth	DEU		Junior	3	28	1:52.722	8	1:52.250	5	1:52.250	1.397	0.041	142.0
14	51	Shihab Al Habsi	OM		Junior	4	29	1:52.604	15	1:52.677	5	1:52.604	1.751	0.354	141.5
15	4	Baptiste Moulin	BEL				23	1:53.306	17	1:53.546	5	1:53.306	2.453	0.702	140.6

Published at:.....

Stewards:	Race Director:	Timekeeper: 
------------------	-----------------------	---





Circuito de Jerez
Championnat de France F4
Private Test - 3
Provisional Results



Cls	N°	Driver	Nat	Team	Class	Cls	Laps	Best	Time	Gap	Interval	Km/h
1	23	Caio Collet	BRA				15	6	1:52.105			142.1
2	11	Pierre-Louis Chovet	FRA				16	6	1:52.379	0.274	0.274	141.8
3	21	Théo Pourchaire	FRA		Junior	1	15	4	1:52.404	0.299	0.025	141.8
4	31	Ulysse De Pauw	BEL				15	6	1:52.611	0.506	0.207	141.5
5	27	Ugo De Wilde	BEL				15	7	1:52.882	0.777	0.271	141.2
6	5	Adam Eteki	FRA				16	4	1:52.890	0.785	0.008	141.2
7	87	O'Neill Muth	DEU		Junior	2	14	4	1:53.085	0.980	0.195	140.9
8	30	Esteban Muth	DEU				15	4	1:53.268	1.163	0.183	140.7
9	18	Matéo Herrero	FRA				16	10	1:53.385	1.280	0.117	140.5
10	10	Reshad De Gerus	FRA		Junior	3	13	6	1:53.477	1.372	0.092	140.4
11	51	Shihab Al Habsi	OMN		Junior	4	15	6	1:53.499	1.394	0.022	140.4
12	16	Sacha Lehmann	FRA				14	6	1:53.558	1.453	0.059	140.3
13	4	Baptiste Moulin	BEL				19	8	1:53.678	1.573	0.120	140.2
14	22	Théo Nouet	FRA				14	3	1:53.712	1.607	0.034	140.1
15	28	Alessandro Ghiretti	FRA				14	4	1:53.905	1.800	0.193	139.9

Published at:.....

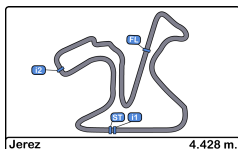
Track Temp: **40.5 °C** Air Temp: **30.8 °C** Humidity: **30 %** Track Status: **DRY**

Stewards:

Race Director:

Timekeeper:





Circuito de Jerez
Championnat de France F4
Private Test - 3
Provisional Results by Class



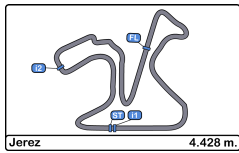
Cls	N°	Driver	Nat	Team	Class	Cls	Laps	Best	Time	Gap	Interval	Km/h
1	23	Caio Collet	BRA				15	6	1:52.105			142.1
2	11	Pierre-Louis Chovet	FRA				16	6	1:52.379	0.274	0.274	141.8
3	31	Ulysse De Pauw	BEL				15	6	1:52.611	0.506	0.232	141.5
4	27	Ugo De Wilde	BEL				15	7	1:52.882	0.777	0.271	141.2
5	5	Adam Eteki	FRA				16	4	1:52.890	0.785	0.008	141.2
6	30	Esteban Muth	DEU				15	4	1:53.268	1.163	0.378	140.7
7	18	Matéo Herrero	FRA				16	10	1:53.385	1.280	0.117	140.5
8	16	Sacha Lehmann	FRA				14	6	1:53.558	1.453	0.173	140.3
9	4	Baptiste Moulin	BEL				19	8	1:53.678	1.573	0.120	140.2
10	22	Théo Nouet	FRA				14	3	1:53.712	1.607	0.034	140.1
11	28	Alessandro Ghiretti	FRA				14	4	1:53.905	1.800	0.193	139.9
Junior												
1	21	Théo Pourchaire	FRA		Junior	1	15	4	1:52.404			141.8
2	87	O'Neill Muth	DEU		Junior	2	14	4	1:53.085	0.681	0.681	140.9
3	10	Reshad De Gerus	FRA		Junior	3	13	6	1:53.477	1.073	0.392	140.4
4	51	Shihab Al Habsi	OMN		Junior	4	15	6	1:53.499	1.095	0.022	140.4

Published at:.....

Track Temp: **40.5 °C** Air Temp: **30.8 °C** Humidity: **30 %** Track Status: **DRY**

Stewards:	Race Director:	Timekeeper:
------------------	-----------------------	------------------------





Circuito de Jerez
Championnat de France F4
Private Test - 3
Lap Analysis



4

Baptiste Moulin

10

Reshad De Gerus

Junior

Lap	D	Time	Sector 1	Sector 2	Sector 3	T. Spd	Elapsed
1		14:40:48.884 P			14:40:48.884		14:40:48.884
2		2:04.881	51.933	32.698	40.250	182.4	14:42:53.765
3		1:55.384	43.722	31.951	39.711	186.2	14:44:49.149
4		1:54.831	43.365	31.877	39.589	187.5	14:46:43.980
5		1:54.156	43.321	31.357	39.478	188.1	14:48:38.136
6		1:53.843	43.308	31.284	39.251	187.8	14:50:31.979
7		1:53.895	43.229	31.391	39.275	188.8	14:52:25.874
8		1:53.678	43.283	31.251	39.144	189.1	14:54:19.552
9		1:54.099	43.357	31.385	39.357	188.1	14:56:13.651
10		6:27.228 P	43.342	31.510	5:12.376	188.4	15:02:40.879
11		2:03.873	52.407	31.622	39.844	187.1	15:04:44.752
12		1:54.468	43.352	31.534	39.582	189.8	15:06:39.220
13		1:55.809	44.270	31.688	39.851	186.8	15:08:35.029
14		1:54.655	43.551	31.575	39.529	188.8	15:10:29.684
15		1:55.660	43.455	32.356	39.849	189.4	15:12:25.344
16		1:54.596	43.483	31.468	39.645	189.4	15:14:19.940
17		2:09.715	47.814	39.944	41.957	122.5	15:16:29.655
18		1:55.187	43.604	31.710	39.873	187.5	15:18:24.842
19		1:54.881	43.669	31.651	39.561	187.5	15:20:19.723
20			50.118	37.596		134.6	

5

Adam Eteki

Lap	D	Time	Sector 1	Sector 2	Sector 3	T. Spd	Elapsed
1		14:50:05.125 P			14:50:05.125		14:50:05.125
2		2:13.614 P	46.808	31.516	55.290	184.6	14:52:18.739
3		2:09.835	59.695	31.048	39.092	187.8	14:54:28.574
4		1:52.890	42.913	30.957	39.020	189.4	14:56:21.464
5		2:24.830	58.860	39.187	46.783	126.9	14:58:46.294
6		1:53.258	43.007	31.079	39.172	189.4	15:00:39.552
7		1:53.303	42.973	31.037	39.293	190.4	15:02:32.855
8		1:53.196	42.946	30.989	39.261	189.1	15:04:26.051
9		1:53.046	42.939	30.935	39.172	188.8	15:06:19.097
10		1:53.486	43.007	31.281	39.198	190.1	15:08:12.583
11		2:15.752	52.072	37.848	45.832	145.9	15:10:28.335
12		1:54.363	43.292	31.565	39.506	188.8	15:12:22.698
13		1:53.970	43.461	31.251	39.258	186.5	15:14:16.668
14		1:53.926	43.242	31.374	39.310	187.5	15:16:10.594
15		2:38.037 P	43.437	31.435	1:23.165	188.1	15:18:48.631
16		2:10.415	59.755	31.273	39.387	187.8	15:20:59.046
17			45.308	31.802		186.2	

Lap	D	Time	Sector 1	Sector 2	Sector 3	T. Spd	Elapsed
1		14:50:40.565 P			14:50:40.565		14:50:40.565
2		2:01.925	48.135	32.181	41.609	173.9	14:52:42.490
3		1:53.835	43.433	31.389	39.013	187.8	14:54:36.325
4		1:54.656	43.227	31.153	40.276	188.4	14:56:30.981
5		1:53.582	43.176	31.279	39.127	188.1	14:58:24.563
6		1:53.477	43.076	31.177	39.224	188.8	15:00:18.040
7		1:53.520	43.146	31.075	39.299	187.8	15:02:11.560
8		1:53.760	43.233	31.058	39.469	187.5	15:04:05.320
9		2:05.557	50.621	34.920	40.016	177.9	15:06:10.877
10		1:53.855	43.159	31.229	39.467	188.1	15:08:04.732
11		1:53.630	43.206	31.165	39.259	188.1	15:09:58.362
12		1:53.719	43.382	31.210	39.127	187.8	15:11:52.081
13		1:54.176	43.402	31.315	39.459	187.1	15:13:46.257
14			45.809	32.721		185.2	

11

Pierre-Louis Chovet

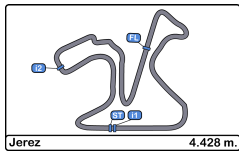
Lap	D	Time	Sector 1	Sector 2	Sector 3	T. Spd	Elapsed
1		14:50:38.356 P			14:50:38.356		14:50:38.356
2		2:13.633	47.719	32.264	53.650	184.6	14:52:51.989
3		1:53.146	43.029	30.853	39.264	188.8	14:54:45.135
4		1:52.541	42.759	30.826	38.956	188.8	14:56:37.676
5		1:59.944	42.675	37.136	40.133	188.4	14:58:37.620
6		1:52.379	42.613	30.732	39.034	189.4	15:00:29.999
7		1:52.623	42.746	30.781	39.096	188.1	15:02:22.622
8		1:53.287	43.057	31.071	39.159	185.8	15:04:15.909
9		1:52.734	42.791	30.870	39.073	189.4	15:06:08.643
10		2:27.522 P	42.981	30.967	1:13.574	188.4	15:08:36.165
11		2:12.493	1:00.820	31.580	40.093	185.8	15:10:48.658
12		1:53.059	43.024	30.965	39.070	188.8	15:12:41.717
13		1:53.141	42.956	31.036	39.149	189.1	15:14:34.858
14		1:53.243	42.824	31.105	39.314	188.8	15:16:28.101
15		1:53.058	42.937	31.022	39.099	188.1	15:18:21.159
16		1:53.441	43.177	31.045	39.219	188.4	15:20:14.600
17			47.750	33.957		185.2	

16

Sacha Lehmann

Lap	D	Time	Sector 1	Sector 2	Sector 3	T. Spd	Elapsed
1		14:50:25.515 P			14:50:25.515		14:50:25.515
2		2:09.376	53.475	33.404	42.497	181.8	14:52:34.891
3		1:57.685	44.147	33.484	40.054	180.6	14:54:32.576
4		2:03.095	46.308	35.355	41.432	156.7	14:56:35.671
5		1:57.430	43.303	32.369	41.758	186.8	14:58:33.101
6		1:53.558	43.109	31.214	39.235	188.1	15:00:26.659
7		2:14.791	45.762	39.425	49.604	158.8	15:02:41.450
8		5:42.842 P	45.483	33.341	4:24.018	165.3	15:08:24.292
9		2:11.067	53.302	35.573	42.192	151.6	15:10:35.359
10		1:54.278	43.262	31.583	39.433	187.1	15:12:29.637
11		1:54.222	43.260	31.290	39.672	187.5	15:14:23.859
12		1:54.522	43.568	31.454	39.500	185.5	15:16:18.381
13		1:58.264	43.197	34.735	40.332	188.1	15:18:16.645
14		1:54.189	43.219	31.434	39.536	186.8	15:20:10.834
15			52.217	39.424		164.1	





Circuito de Jerez
Championnat de France F4
Private Test - 3
Lap Analysis



18

Matéo Herrero

23

Caio Collet

Lap D	Time	Sector 1	Sector 2	Sector 3	T. Spd	Elapsed	Lap D	Time	Sector 1	Sector 2	Sector 3	T. Spd	Elapsed	
1	14:50:29.838	P		14:50:29.838		14:50:29.838	1	14:50:19.373	P		14:50:19.373		14:50:19.373	
2	2:09.099	52.079	34.876	42.144	164.1	14:52:38.937	2	2:15.555	P	48.287	31.582	55.686	182.1	14:52:34.928
3	2:08.870	51.238	33.751	43.881	172.8	14:54:47.807	3	2:43.714	1:20.609	43.847	39.258	166.4	14:55:18.642	
4	1:58.915	44.798	34.736	39.381	110.3	14:56:46.722	4	1:52.192	42.731	30.680	38.781	188.4	14:57:10.834	
5	1:57.096	44.822	32.164	40.110	188.4	14:58:43.818	5	1:52.278	42.823	30.571	38.884	188.4	14:59:03.112	
6	1:53.443	43.101	31.076	39.266	188.4	15:00:37.261	6	1:52.105	42.633	30.637	38.835	189.4	15:00:55.217	
7	1:53.543	43.048	31.028	39.467	188.8	15:02:30.804	7	1:52.214	42.718	30.808	38.688	189.1	15:02:47.431	
8	1:53.609	43.191	31.015	39.403	188.1	15:04:24.413	8	1:52.497	42.746	30.791	38.960	190.1	15:04:39.928	
9	1:53.820	43.223	31.103	39.494	188.4	15:06:18.233	9	1:52.249	42.710	30.715	38.824	189.8	15:06:32.177	
10	1:53.385	43.135	30.963	39.287	188.4	15:08:11.618	10	4:35.601	P	59.154	35.057	3:01.390	160.2	15:11:07.778
11	1:58.627	43.308	32.030	43.289	187.8	15:10:10.245	11	2:14.043	1:01.300	33.387	39.356	182.4	15:13:21.821	
12	2:13.389	54.300	37.927	41.162	141.5	15:12:23.634	12	1:52.473	42.705	30.839	38.929	187.8	15:15:14.294	
13	1:54.103	43.383	31.087	39.633	189.1	15:14:17.737	13	1:52.278	42.654	30.841	38.783	188.4	15:17:06.572	
14	1:54.013	43.467	31.172	39.374	188.4	15:16:11.750	14	1:52.445	42.784	30.775	38.886	188.1	15:18:59.017	
15	1:55.648	44.970	31.170	39.508	187.5	15:18:07.398	15	1:52.566	42.686	30.884	38.996	188.4	15:20:51.583	
16	1:54.559	43.340	31.626	39.593	190.8	15:20:01.957	16		45.254	36.755		140.4		
17		47.650	36.814		150.2									

21

Théo Pourchaire

Junior

27

Ugo De Wilde

Lap D	Time	Sector 1	Sector 2	Sector 3	T. Spd	Elapsed	Lap D	Time	Sector 1	Sector 2	Sector 3	T. Spd	Elapsed	
1	14:50:35.772	P		14:50:35.772		14:50:35.772	1	14:50:51.890	P		14:50:51.890		14:50:51.890	
2	1:57.803	46.869	31.555	39.379	184.3	14:52:33.575	2	2:12.803	55.757	35.426	41.620	150.2	14:53:04.693	
3	1:53.087	43.112	30.995	38.980	187.8	14:54:26.662	3	2:01.543	48.415	33.662	39.466	162.4	14:55:06.236	
4	1:52.404	42.697	30.805	38.902	188.8	14:56:19.066	4	1:53.018	43.071	30.922	39.025	188.4	14:56:59.254	
5	1:52.614	42.797	30.771	39.046	189.4	14:58:11.680	5	1:52.935	42.860	30.875	39.200	189.1	14:58:52.189	
6	1:52.496	42.813	30.784	38.899	189.1	15:00:04.176	6	1:59.496	42.882	36.110	40.504	190.8	15:00:51.685	
7	1:52.639	42.809	30.855	38.975	189.1	15:01:56.815	7	1:52.882	42.912	30.905	39.065	189.1	15:02:44.567	
8	4:22.248	P	42.914	30.933	3:08.401	189.1	15:06:19.063	8	1:52.907	42.966	30.841	39.100	189.4	15:04:37.474
9	2:10.140	53.657	36.215	40.268	153.8	15:08:29.203	9	1:53.060	42.897	30.953	39.210	189.4	15:06:30.534	
10	1:53.368	43.114	31.127	39.127	187.8	15:10:22.571	10	2:50.418	1:07.298	55.877	47.243	123.5	15:09:20.952	
11	1:53.054	43.009	30.867	39.178	189.1	15:12:15.625	11	1:53.581	43.120	31.089	39.372	189.8	15:11:14.533	
12	1:53.125	42.890	30.900	39.335	188.4	15:14:08.750	12	4:35.038	P	47.402	31.215	3:16.421	183.0	15:15:49.571
13	1:52.816	42.869	30.990	38.957	188.8	15:16:01.566	13	2:07.034	56.440	31.051	39.543	188.1	15:17:56.605	
14	2:12.705	43.106	41.153	48.446	186.2	15:18:14.271	14	1:53.658	43.190	31.256	39.212	187.1	15:19:50.263	
15	1:53.391	43.209	31.016	39.166	187.8	15:20:07.662	15	1:53.139	43.014	30.874	39.251	189.4	15:21:43.402	
16		44.048	31.917		187.1		16		49.100	32.998		176.1		

22

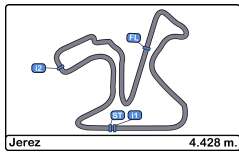
Théo Nouet

28

Alessandro Ghiretti

Lap D	Time	Sector 1	Sector 2	Sector 3	T. Spd	Elapsed	Lap D	Time	Sector 1	Sector 2	Sector 3	T. Spd	Elapsed	
1	14:50:56.091	P		14:50:56.091		14:50:56.091	1	14:50:42.276	P		14:50:42.276		14:50:42.276	
2	2:00.690	48.688	32.046	39.956	183.6	14:52:56.781	2	1:59.024	47.057	32.045	39.922	185.2	14:52:41.300	
3	1:53.712	43.305	31.193	39.214	188.1	14:54:50.493	3	1:53.983	43.457	31.262	39.264	188.1	14:54:35.283	
4	1:54.952	43.103	32.574	39.275	188.4	14:56:45.445	4	1:53.905	43.233	31.373	39.299	187.8	14:56:29.188	
5	1:58.798	44.072	35.399	39.275	148.7	14:58:44.243	5	2:22.109	44.157	41.987	55.965	125.2	14:58:51.297	
6	1:54.448	43.000	32.193	39.255	189.8	15:00:38.691	6	1:54.019	43.268	31.287	39.464	188.4	15:00:45.316	
7	1:54.589	43.085	31.235	40.269	189.4	15:02:33.280	7	1:54.357	43.391	31.405	39.561	188.4	15:02:39.673	
8	1:53.921	43.101	31.265	39.555	189.8	15:04:27.201	8	1:55.353	43.321	31.485	40.547	188.1	15:04:35.026	
9	1:54.078	43.178	31.431	39.469	189.1	15:06:21.279	9	6:14.101	P	47.557	32.513	4:54.031	148.1	15:10:49.127
10	2:11.258	43.228	47.136	40.894	189.4	15:08:32.537	10	1:58.269	46.652	31.703	39.914	186.8	15:12:47.396	
11	1:54.232	43.528	31.292	39.412	188.8	15:10:26.769	11	1:55.062	43.656	31.646	39.760	186.8	15:14:42.458	
12	5:42.028	P	43.262	33.498	4:25.268	188.8	15:16:08.797	12	1:55.165	43.594	31.440	40.131	187.1	15:16:37.623
13	1:58.129	46.678	31.536	39.915	187.1	15:18:06.926	13	1:56.018	43.806	31.650	40.562	186.8	15:18:33.641	
14	1:55.600	43.598	32.277	39.725	186.2	15:20:02.526	14	1:56.145	44.257	31.769	40.119	183.6	15:20:29.786	
15		43.636	31.451		187.5		15		43.950	32.625		187.8		





Circuito de Jerez
Championnat de France F4
Private Test - 3
Lap Analysis



30

Esteban Muth

87

O'Neill Muth

Junior

Lap D	Time	Sector 1	Sector 2	Sector 3	T. Spd	Elapsed	Lap D	Time	Sector 1	Sector 2	Sector 3	T. Spd	Elapsed
1	14:50:55.360 P			14:50:55.360		14:50:55.360	1	14:51:09.142 P			14:51:09.142		14:51:09.142
2	2:19.425	1:03.053	36.139	40.233	151.4	14:53:14.785	2	1:59.668	48.181	31.850	39.637	181.5	14:53:08.810
3	1:54.104	43.304	31.353	39.447	188.1	14:55:08.889	3	1:54.455	44.025	31.338	39.092	186.8	14:55:03.265
4	1:53.268	43.064	31.022	39.182	187.1	14:57:02.157	4	1:53.085	42.823	31.092	39.170	188.4	14:56:56.350
5	1:53.356	43.015	31.185	39.156	189.4	14:58:55.513	5	1:53.258	42.950	31.143	39.165	187.5	14:58:49.608
6	1:53.291	42.970	31.030	39.291	189.1	15:00:48.804	6	1:53.142	42.868	30.978	39.296	187.8	15:00:42.750
7	1:57.256	43.107	32.717	41.432	188.8	15:02:46.060	7	2:05.707	51.896	34.650	39.161	139.7	15:02:48.457
8	1:57.373	44.352	31.799	41.222	172.2	15:04:43.433	8	1:53.933	43.530	31.256	39.147	188.4	15:04:42.390
9	4:25.262 P	44.206	31.412	3:09.644	187.5	15:09:08.695	9	3:59.743 P	42.910	31.237	2:45.596	188.4	15:08:42.133
10	2:00.803	46.584	34.508	39.711	186.2	15:11:09.498	10	1:57.138	46.619	31.280	39.239	187.5	15:10:39.271
11	1:54.502	43.584	31.335	39.583	188.8	15:13:04.000	11	1:53.690	43.212	31.053	39.425	186.8	15:12:32.961
12	1:54.100	43.272	31.318	39.510	188.1	15:14:58.100	12	1:53.564	43.014	31.101	39.449	187.8	15:14:26.525
13	1:57.523	43.230	31.360	42.933	188.4	15:16:55.623	13	2:12.532	50.656	38.386	43.490	138.4	15:16:39.057
14	1:54.352	43.344	31.270	39.738	188.4	15:18:49.975	14	1:54.087	43.223	31.422	39.442	187.1	15:18:33.144
15	1:54.607	43.409	31.450	39.748	188.1	15:20:44.582	15		43.191	31.200		187.1	
16		43.895	31.883		188.4								

31

Ulysse De Pauw

Lap D	Time	Sector 1	Sector 2	Sector 3	T. Spd	Elapsed
1	14:50:57.696 P			14:50:57.696		14:50:57.696
2	2:00.440	49.044	31.800	39.596	179.1	14:52:58.136
3	1:53.620	43.337	31.034	39.249	188.1	14:54:51.756
4	1:52.968	42.804	31.137	39.027	189.4	14:56:44.724
5	2:02.738	46.070	31.966	44.702	188.4	14:58:47.462
6	1:52.611	42.807	30.892	38.912	188.8	15:00:40.073
7	1:55.061	42.930	31.205	40.926	190.4	15:02:35.134
8	1:53.559	42.942	31.314	39.303	189.4	15:04:28.693
9	1:52.953	42.790	31.068	39.095	190.1	15:06:21.646
10	1:54.442	43.181	31.534	39.727	190.4	15:08:16.088
11	1:53.346	43.055	31.099	39.192	187.5	15:10:09.434
12	2:26.806	58.443	41.438	46.925	134.6	15:12:36.240
13	1:55.263	43.328	31.203	40.732	188.8	15:14:31.503
14	1:53.610	43.172	31.148	39.290	187.8	15:16:25.113
15	1:53.461	43.066	31.092	39.303	188.8	15:18:18.574
16		43.055	31.110		188.8	

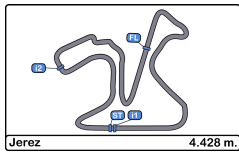
51

Shihab Al Habsi

Junior

Lap D	Time	Sector 1	Sector 2	Sector 3	T. Spd	Elapsed
1	14:50:43.574 P			14:50:43.574		14:50:43.574
2	2:00.144	47.257	32.630	40.257	180.0	14:52:43.718
3	1:55.354	44.359	31.577	39.418	186.5	14:54:39.072
4	1:53.780	43.120	31.470	39.190	188.8	14:56:32.852
5	1:53.780	43.305	31.235	39.240	189.8	14:58:26.632
6	1:53.499	43.181	31.130	39.188	189.8	15:00:20.131
7	1:53.568	43.276	31.149	39.143	188.4	15:02:13.699
8	1:53.513	43.055	31.158	39.300	189.1	15:04:07.212
9	1:53.965	43.253	31.363	39.349	188.4	15:06:01.177
10	2:06.511	51.315	31.460	43.736	189.4	15:08:07.688
11	2:16.358	57.687	38.451	40.220	141.7	15:10:24.046
12	1:54.351	43.545	31.458	39.348	188.1	15:12:18.397
13	1:54.842	43.357	31.360	40.125	187.8	15:14:13.239
14	5:37.155 P	54.573	34.660	4:07.922	165.3	15:19:50.394
15	2:33.626	1:10.735	40.437	42.454	104.3	15:22:24.020
16		57.595	42.561		176.4	

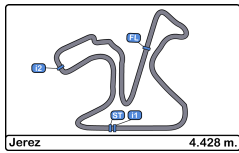




Circuito de Jerez
Championnat de France F4
Private Test - 3
Best Sectors Results



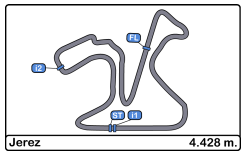
Sector - 1				Sector - 2				Sector - 3				Ideal Lap vs Best Lap			
Clas	Nº	Driver	Time	Nº	Driver	Time	Nº	Driver	Time	Clas	Nº	Driver	Ideal Lap	Best Lap	Clas
1	11	Pierre-Louis Chovet	42.613	23	Caio Collet	30.571	23	Caio Collet	38.688	1	23	Caio Collet	1:51.892	1:52.105	1
2	23	Caio Collet	42.633	11	Pierre-Louis Chovet	30.732	21	Théo Pourchaire	38.899	2	11	Pierre-Louis Chovet	1:52.301	1:52.379	2
3	21	Théo Pourchaire	42.697	21	Théo Pourchaire	30.771	31	Ulysse De Pauw	38.912	3	21	Théo Pourchaire	1:52.367	1:52.404	3
4	31	Ulysse De Pauw	42.790	27	Ugo De Wilde	30.841	11	Pierre-Louis Chovet	38.956	4	31	Ulysse De Pauw	1:52.594	1:52.611	4
5	87	O'Neill Muth	42.823	31	Ulysse De Pauw	30.892	10	Reshad De Gerus	39.013	5	27	Ugo De Wilde	1:52.726	1:52.882	5
6	27	Ugo De Wilde	42.860	5	Adam Eteki	30.935	5	Adam Eteki	39.020	6	5	Adam Eteki	1:52.868	1:52.890	6
7	5	Adam Eteki	42.913	18	Matéo Herrero	30.963	27	Ugo De Wilde	39.025	7	87	O'Neill Muth	1:52.893	1:53.085	7
8	30	Esteban Muth	42.970	87	O'Neill Muth	30.978	87	O'Neill Muth	39.092	8	10	Reshad De Gerus	1:53.147	1:53.477	10
9	22	Théo Nouet	43.000	30	Esteban Muth	31.022	51	Shihab Al Habsi	39.143	9	30	Esteban Muth	1:53.148	1:53.268	8
10	18	Matéo Herrero	43.048	10	Reshad De Gerus	31.058	4	Baptiste Moulin	39.144	10	18	Matéo Herrero	1:53.277	1:53.385	9
11	51	Shihab Al Habsi	43.055	51	Shihab Al Habsi	31.130	30	Esteban Muth	39.156	11	51	Shihab Al Habsi	1:53.328	1:53.499	11
12	10	Reshad De Gerus	43.076	22	Théo Nouet	31.193	22	Théo Nouet	39.214	12	22	Théo Nouet	1:53.407	1:53.712	14
13	16	Sacha Lehmann	43.109	16	Sacha Lehmann	31.214	16	Sacha Lehmann	39.235	13	16	Sacha Lehmann	1:53.558	1:53.558	12
14	4	Baptiste Moulin	43.229	4	Baptiste Moulin	31.251	28	Alessandro Ghiretti	39.264	14	4	Baptiste Moulin	1:53.624	1:53.678	13
15	28	Alessandro Ghiretti	43.233	28	Alessandro Ghiretti	31.262	18	Matéo Herrero	39.266	15	28	Alessandro Ghiretti	1:53.759	1:53.905	15



Circuito de Jerez
Championnat de France F4
Private Test - 3
Best 5 Lap Times



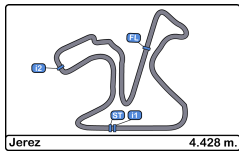
Cls	N°	Driver	Nat	Team	Class	Best 1		Best 2		Best 3		Best 4		Best 5	
						Time	Lap	Time	Lap	Time	Lap	Time	Lap	Time	Lap
1	23	Caio Collet	BRA			1:52.105	6	1:52.192	4	1:52.214	7	1:52.249	9	1:52.278	5
2	11	Pierre-Louis Chovet	FRA			1:52.379	6	1:52.541	4	1:52.623	7	1:52.734	9	1:53.058	15
3	21	Théo Pourchaire	FRA		Junior	1:52.404	4	1:52.496	6	1:52.614	5	1:52.639	7	1:52.816	13
4	31	Ulysse De Pauw	BEL			1:52.611	6	1:52.953	9	1:52.968	4	1:53.346	11	1:53.461	15
5	27	Ugo De Wilde	BEL			1:52.882	7	1:52.907	8	1:52.935	5	1:53.018	4	1:53.060	9
6	5	Adam Eteki	FRA			1:52.890	4	1:53.046	9	1:53.196	8	1:53.258	6	1:53.303	7
7	87	O'Neill Muth	DEU		Junior	1:53.085	4	1:53.142	6	1:53.258	5	1:53.564	12	1:53.690	11
8	30	Esteban Muth	DEU			1:53.268	4	1:53.291	6	1:53.356	5	1:54.100	12	1:54.104	3
9	18	Matéo Herrero	FRA			1:53.385	10	1:53.443	6	1:53.543	7	1:53.609	8	1:53.820	9
10	10	Reshad De Gerus	FRA		Junior	1:53.477	6	1:53.520	7	1:53.582	5	1:53.630	11	1:53.719	12
11	51	Shihab Al Habsi	OMN		Junior	1:53.499	6	1:53.513	8	1:53.568	7	1:53.780	4	1:53.780	5
12	16	Sacha Lehmann	FRA			1:53.558	6	1:54.189	14	1:54.222	11	1:54.278	10	1:54.522	12
13	4	Baptiste Moulin	BEL			1:53.678	8	1:53.843	6	1:53.895	7	1:54.099	9	1:54.156	5
14	22	Théo Nouet	FRA			1:53.712	3	1:53.921	8	1:54.078	9	1:54.232	11	1:54.448	6
15	28	Alessandro Ghiretti	FRA			1:53.905	4	1:53.983	3	1:54.019	6	1:54.357	7	1:55.062	11



Circuito de Jerez
Championnat de France F4
Private Test - 3
Best 5 Top Speeds



Cls	N°	Driver	Nat	Team	Class	Top 1		Top 2		Top 3		Top 4		Top 5		Avg
						Km/h	Lap	Km/h	Lap	Km/h	Lap	Km/h	Lap	Km/h	Lap	
1	18	Matéo Herrero	FRA			190.8	16	189.1	13	188.8	7	188.4	5	188.4	6	189.1
2	27	Ugo De Wilde	BEL			190.8	6	189.8	11	189.4	8	189.4	9	189.4	15	189.8
3	5	Adam Eteki	FRA			190.4	7	190.1	10	189.4	4	189.4	6	189.1	8	189.7
4	31	Ulysse De Pauw	BEL			190.4	7	190.4	10	190.1	9	189.4	4	189.4	8	190.0
5	23	Caio Collet	BRA			190.1	8	189.8	9	189.4	6	189.1	7	188.4	4	189.4
6	4	Baptiste Moulin	BEL			189.8	12	189.4	15	189.4	16	189.1	8	188.8	7	189.3
7	22	Théo Nouet	FRA			189.8	6	189.8	8	189.4	7	189.4	10	189.1	9	189.5
8	51	Shihab Al Habsi	OMN		Junior	189.8	5	189.8	6	189.4	10	189.1	8	188.8	4	189.4
9	11	Pierre-Louis Chovet	FRA			189.4	6	189.4	9	189.1	13	188.8	3	188.8	4	189.1
10	21	Théo Pourchaire	FRA		Junior	189.4	5	189.1	6	189.1	7	189.1	8	189.1	11	189.2
11	30	Esteban Muth	DEU			189.4	5	189.1	6	188.8	7	188.8	11	188.4	13	188.9
12	10	Reshad De Gerus	FRA		Junior	188.8	6	188.4	4	188.1	5	188.1	10	188.1	11	188.3
13	28	Alessandro Ghiretti	FRA			188.4	6	188.4	7	188.1	3	188.1	8	187.8	4	188.2
14	87	O'Neill Muth	DEU		Junior	188.4	4	188.4	8	188.4	9	187.8	6	187.8	12	188.2
15	16	Sacha Lehmann	FRA			188.1	6	188.1	13	187.5	11	187.1	10	186.8	5	187.5

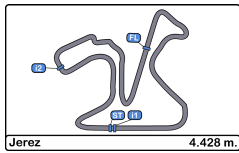


Circuito de Jerez
Championnat de France F4
Private Test - 3
Fastest Laps Sequence



Lap	Time of Day	Session Time	N°	Driver	Nat	Team	Class	Time	Km/h
2	14:42:53.765	2:53.765	4	Baptiste Moulin	BEL			2:04.881	127.6
3	14:44:49.149	4:49.149	4	Baptiste Moulin	BEL			1:55.384	138.1
4	14:46:43.980	6:43.980	4	Baptiste Moulin	BEL			1:54.831	138.8
5	14:48:38.136	8:38.136	4	Baptiste Moulin	BEL			1:54.156	139.6
6	14:50:31.979	10:31.979	4	Baptiste Moulin	BEL			1:53.843	140.0
8	14:54:19.552	14:19.552	4	Baptiste Moulin	BEL			1:53.678	140.2
3	14:54:26.662	14:26.662	21	Théo Pourchaire	FRA		Junior	1:53.087	140.9
4	14:56:19.066	16:19.066	21	Théo Pourchaire	FRA		Junior	1:52.404	141.8
4	14:57:10.834	17:10.834	23	Caio Collet	BRA			1:52.192	142.0
6	15:00:55.217	20:55.217	23	Caio Collet	BRA			1:52.105	142.1

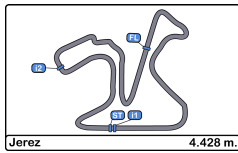




Circuito de Jerez
Championnat de France F4
Private Test - 3
Event Best Maximum Speed



N°	Driver	Nat	Team	Class	Km/h	Session
30	Esteban Muth	DEU			192.8	Private Test - 1
22	Théo Nouet	FRA			192.1	Private Test - 1
31	Ulysse De Pauw	BEL			192.1	Private Test - 1
10	Reshad De Gerus	FRA		Junior	192.1	Private Test - 1
16	Sacha Lehmann	FRA			192.1	Private Test - 1
5	Adam Eteki	FRA			192.1	Private Test - 1
4	Baptiste Moulin	BEL			191.8	Private Test - 1
27	Ugo De Wilde	BEL			191.8	Private Test - 1
51	Shihab Al Habsi	OMN		Junior	191.4	Private Test - 1
11	Pierre-Louis Chovet	FRA			191.4	Private Test - 1
23	Caio Collet	BRA			191.4	Private Test - 1
18	Matéo Herrero	FRA			191.4	Private Test - 1
87	O'Neill Muth	DEU		Junior	191.4	Private Test - 1
21	Théo Pourchaire	FRA		Junior	190.8	Private Test - 1
28	Alessandro Ghiretti	FRA			190.1	Private Test - 1



Circuito de Jerez
Championnat de France F4
Private Test - 3
Pit Stop Analysis



4 Baptiste Moulin
 BEL

Nr.	In Day Time	In Time	Out Time	Pit Time	T. Pit Time	Handicap	Penalty
1	14:58:02.426	14:58:02.426	15:02:40.879	4:38.453	4:38.453		

5 Adam Eteki
 FRA

Nr.	In Day Time	In Time	Out Time	Pit Time	T. Pit Time	Handicap	Penalty
1	14:51:55.057	14:51:55.057	14:52:18.739	23.682	23.682		
2	15:17:57.132	15:17:57.132	15:18:48.631	51.499	1:15.181		

11 Pierre-Louis Chovet
 FRA

Nr.	In Day Time	In Time	Out Time	Pit Time	T. Pit Time	Handicap	Penalty
1	15:08:03.083	15:08:03.083	15:08:36.165	33.082	33.082		

16 Sacha Lehmann
 FRA

Nr.	In Day Time	In Time	Out Time	Pit Time	T. Pit Time	Handicap	Penalty
1	15:04:36.155	15:04:36.155	15:08:24.292	3:48.137	3:48.137		

21 Théo Pourchaire Junior
 FRA

Nr.	In Day Time	In Time	Out Time	Pit Time	T. Pit Time	Handicap	Penalty
1	15:03:43.111	15:03:43.111	15:06:19.063	2:35.952	2:35.952		

22 Théo Nouet
 FRA

Nr.	In Day Time	In Time	Out Time	Pit Time	T. Pit Time	Handicap	Penalty
1	15:12:16.283	15:12:16.283	15:16:08.797	3:52.514	3:52.514		

23 Caio Collet
 BRA

Nr.	In Day Time	In Time	Out Time	Pit Time	T. Pit Time	Handicap	Penalty
1	14:52:13.715	14:52:13.715	14:52:34.928	21.213	21.213		
2	15:08:41.115	15:08:41.115	15:11:07.778	2:26.663	2:47.876		

27 Ugo De Wilde
 BEL

Nr.	In Day Time	In Time	Out Time	Pit Time	T. Pit Time	Handicap	Penalty
1	15:13:05.015	15:13:05.015	15:15:49.571	2:44.556	2:44.556		

28 Alessandro Ghiretti
 FRA

Nr.	In Day Time	In Time	Out Time	Pit Time	T. Pit Time	Handicap	Penalty
1	15:06:29.448	15:06:29.448	15:10:49.127	4:19.679	4:19.679		

30 Esteban Muth
 DEU

Nr.	In Day Time	In Time	Out Time	Pit Time	T. Pit Time	Handicap	Penalty
1	15:06:32.878	15:06:32.878	15:09:08.695	2:35.817	2:35.817		

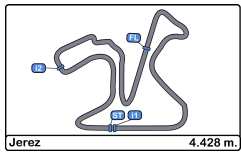
51 Shihab Al Habsi Junior
 OMN

Nr.	In Day Time	In Time	Out Time	Pit Time	T. Pit Time	Handicap	Penalty
1	15:16:21.928	15:16:21.928	15:19:50.394	3:28.466	3:28.466		

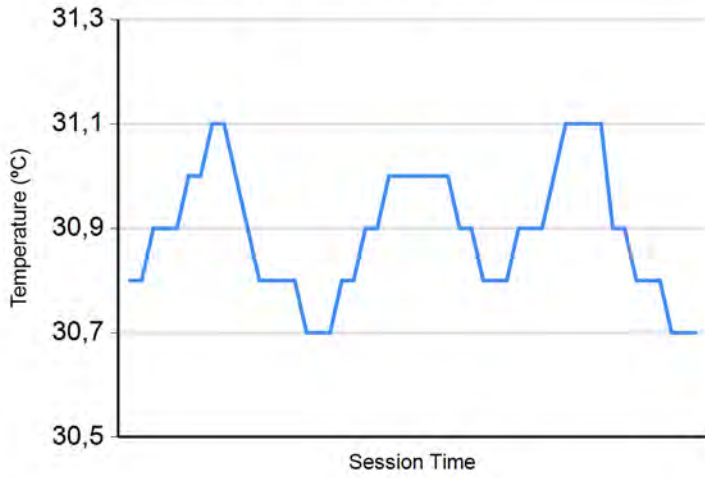
87 O'Neill Muth Junior
 DEU

Nr.	In Day Time	In Time	Out Time	Pit Time	T. Pit Time	Handicap	Penalty
1	15:06:30.344	15:06:30.344	15:08:42.133	2:11.789	2:11.789		

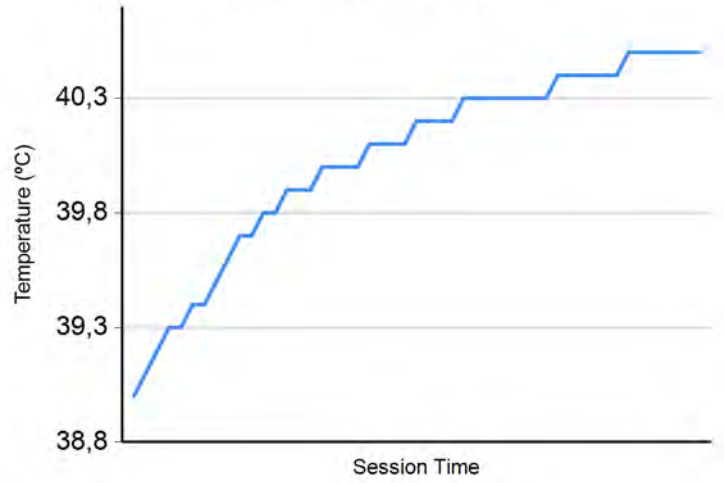




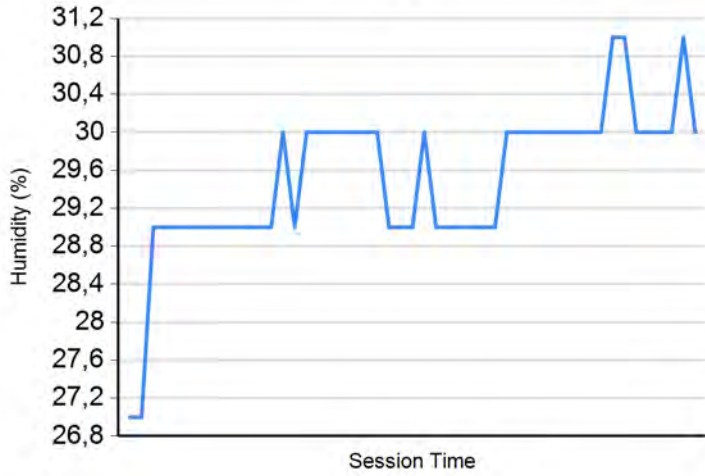
Air Temperature



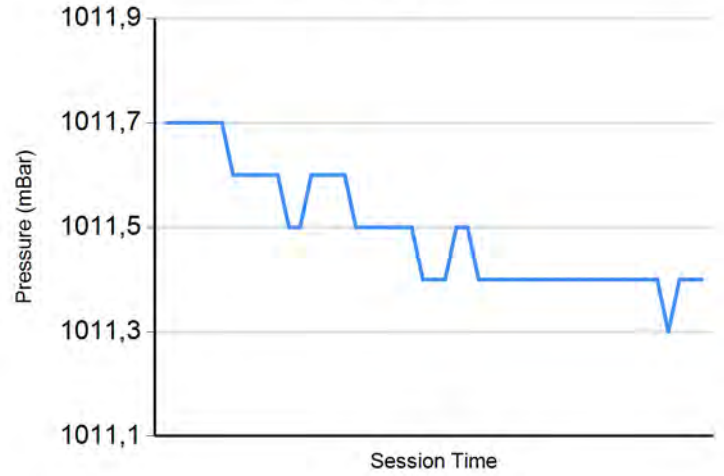
Track Temperature



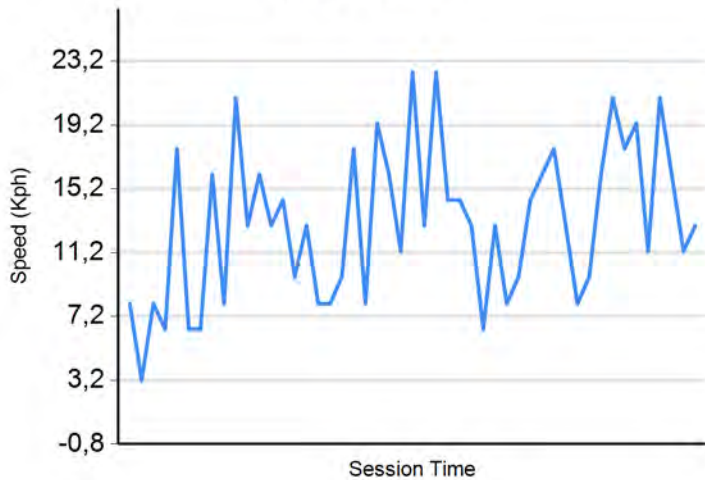
Humidity



Pressure

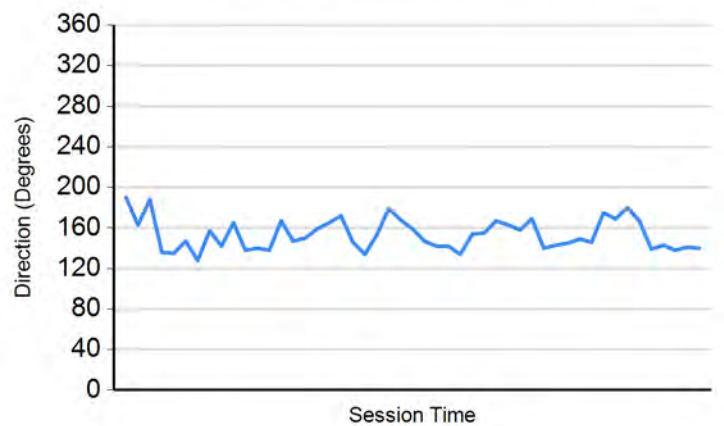


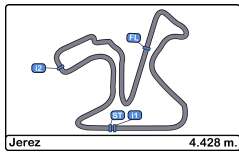
Wind Speed



Wind direction

North = 0°/360° Est = 90° South = 180° West = 270°





Circuito de Jerez
Championnat de France F4
Private Test 1 - 2 - 3
Results

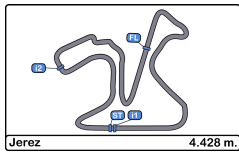


Cls	N°	Driver	Nat	Team	Class	Cls	Laps	Private Test - 1	Private Test - 2	Private Test - 3	Best	Gap	Interval	Km/h			
1	23	Caio Collet	BRA				47	1:50.853	12	1:51.157	14	1:52.105	6	1:50.853	143.8		
2	21	Théo Pourchaire	FRA		Junior	1	47	1:50.983	12	1:51.584	8	1:52.404	4	1:50.983	0.130	0.130	143.6
3	5	Adam Eteki	FRA				49	1:51.164	15	1:51.496	8	1:52.890	4	1:51.164	0.311	0.181	143.3
4	27	Ugo De Wilde	BEL				46	1:51.228	12	1:51.726	7	1:52.882	7	1:51.228	0.375	0.064	143.3
5	31	Ulysse De Pauw	BEL				47	1:51.307	10	1:51.969	9	1:52.611	6	1:51.307	0.454	0.079	143.2
6	22	Théo Nouet	FRA				47	1:51.373	9	1:52.176	4	1:53.712	3	1:51.373	0.520	0.066	143.1
7	30	Esteban Muth	DEU				47	1:51.472	15	1:51.932	5	1:53.268	4	1:51.472	0.619	0.099	143.0
8	11	Pierre-Louis Chovet	FRA				48	1:51.632	16	1:51.711	5	1:52.379	6	1:51.632	0.779	0.160	142.7
9	16	Sacha Lehmann	FRA				47	1:51.652	14	1:52.212	5	1:53.558	6	1:51.652	0.799	0.020	142.7
10	28	Alessandro Ghiretti	FRA				44	1:51.794	11	1:52.468	6	1:53.905	4	1:51.794	0.941	0.142	142.5
11	10	Reshad De Gerus	FRA		Junior	2	45	1:51.924	9	1:52.110	8	1:53.477	6	1:51.924	1.071	0.130	142.4
12	18	Matéo Herrero	FRA				48	1:52.209	10	1:52.674	4	1:53.385	10	1:52.209	1.356	0.285	142.0
13	87	O'Neill Muth	DEU		Junior	3	42	1:52.722	8	1:52.250	5	1:53.085	4	1:52.250	1.397	0.041	142.0
14	51	Shihab Al Habsi	OM		Junior	4	44	1:52.604	15	1:52.677	5	1:53.499	6	1:52.604	1.751	0.354	141.5
15	4	Baptiste Moulin	BEL				42	1:53.306	17	1:53.546	5	1:53.678	8	1:53.306	2.453	0.702	140.6

Published at:.....

Stewards:	Race Director:	Timekeeper: 
------------------	-----------------------	---





Circuito de Jerez
Championnat de France F4
Free Practice
Provisional Results



Cls	N°	Driver	Nat	Team	Class	Cls	Laps	Best	Time	Gap	Interval	Km/h
1	28	Alessandro Ghiretti	FRA				16	9	1:51.324			143.1
2	23	Caio Collet	BRA				17	5	1:51.453	0.129	0.129	143.0
3	11	Pierre-Louis Chovet	FRA				17	5	1:51.507	0.183	0.054	142.9
4	22	Théo Nouet	FRA				17	11	1:51.710	0.386	0.203	142.6
5	21	Théo Pourchaire	FRA		Junior	1	15	5	1:51.785	0.461	0.075	142.6
6	31	Ulysse De Pauw	BEL				15	6	1:52.127	0.803	0.342	142.1
7	16	Sacha Lehmann	FRA				17	17	1:52.136	0.812	0.009	142.1
8	30	Esteban Muth	DEU				15	6	1:52.155	0.831	0.019	142.1
9	10	Reshad De Gerus	FRA		Junior	2	17	6	1:52.261	0.937	0.106	141.9
10	27	Ugo De Wilde	BEL				13	5	1:52.315	0.991	0.054	141.9
11	4	Baptiste Moulin	BEL				16	16	1:52.362	1.038	0.047	141.8
12	5	Adam Eteki	FRA				16	5	1:52.511	1.187	0.149	141.6
13	18	Matéo Herrero	FRA				16	5	1:52.549	1.225	0.038	141.6
14	51	Shihab Al Habsi	OMN		Junior	3	8	6	1:52.611	1.287	0.062	141.5
15	87	O'Neill Muth	DEU		Junior	4	14	4	1:53.024	1.700	0.413	141.0
16	7	Arthur Leclerc	MCO				17	12	1:53.244	1.920	0.220	140.7
17	1	Baptiste Berthelot	FRA				17	9	1:54.539	3.215	1.295	139.1

Published at:.....

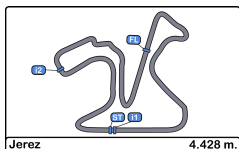
Track Temp: **34.5 °C** Air Temp: **29.7 °C** Humidity: **29 %** Track Status: **DRY**

Stewards:

Race Director:

Timekeeper:






Circuito de Jerez
Championnat de France F4
Free Practice
Provisional Results by Class



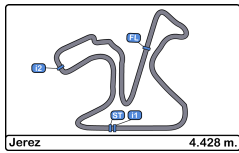
Cls	N°	Driver	Nat	Team	Class	Cls	Laps	Best	Time	Gap	Interval	Km/h
1	28	Alessandro Ghiretti	FRA				16	9	1:51.324			143.1
2	23	Caio Collet	BRA				17	5	1:51.453	0.129	0.129	143.0
3	11	Pierre-Louis Chovet	FRA				17	5	1:51.507	0.183	0.054	142.9
4	22	Théo Nouet	FRA				17	11	1:51.710	0.386	0.203	142.6
5	31	Ulysse De Pauw	BEL				15	6	1:52.127	0.803	0.417	142.1
6	16	Sacha Lehmann	FRA				17	17	1:52.136	0.812	0.009	142.1
7	30	Esteban Muth	DEU				15	6	1:52.155	0.831	0.019	142.1
8	27	Ugo De Wilde	BEL				13	5	1:52.315	0.991	0.160	141.9
9	4	Baptiste Moulin	BEL				16	16	1:52.362	1.038	0.047	141.8
10	5	Adam Eteki	FRA				16	5	1:52.511	1.187	0.149	141.6
11	18	Matéo Herrero	FRA				16	5	1:52.549	1.225	0.038	141.6
12	7	Arthur Leclerc	MCO				17	12	1:53.244	1.920	0.695	140.7
13	1	Baptiste Berthelot	FRA				17	9	1:54.539	3.215	1.295	139.1
Junior												
1	21	Théo Pourchaire	FRA		Junior	1	15	5	1:51.785			142.6
2	10	Reshad De Gerus	FRA		Junior	2	17	6	1:52.261	0.476	0.476	141.9
3	51	Shihab Al Habsi	OMN		Junior	3	8	6	1:52.611	0.826	0.350	141.5
4	87	O'Neill Muth	DEU		Junior	4	14	4	1:53.024	1.239	0.413	141.0

Published at:.....

Track Temp: **34.5 °C** Air Temp: **29.7 °C** Humidity: **29 %** Track Status: **DRY**

Stewards:	Race Director:	Timekeeper: 
------------------	-----------------------	---





Circuito de Jerez
Championnat de France F4
Free Practice
Lap Analysis



1 Baptiste Berthelot

5 Adam Eteki

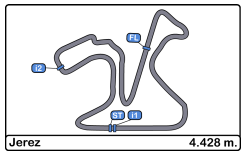
Lap D	Time	Sector 1	Sector 2	Sector 3	T. Spd	Elapsed	Lap D	Time	Sector 1	Sector 2	Sector 3	T. Spd	Elapsed
1	17:25:17.339 P			17:25:17.339		17:25:17.339	1	17:25:06.253 P			17:25:06.253		17:25:06.253
2	2:02.653	48.998	32.880	40.775	183.6	17:27:19.992	2	1:58.671	47.592	31.730	39.349	182.7	17:27:04.924
3	1:56.273	43.962	31.938	40.373	187.1	17:29:16.265	3	1:53.421	43.478	30.935	39.008	187.8	17:28:58.345
4	1:56.516	43.625	31.675	41.216	186.8	17:31:12.781	4	1:52.719	42.992	30.701	39.026	188.1	17:30:51.064
5	1:59.247	46.436	32.605	40.206	174.4	17:33:12.028	5	1:52.511	42.899	30.682	38.930	189.1	17:32:43.575
6	1:55.924	43.589	31.927	40.408	188.1	17:35:07.952	6	1:52.514	42.874	30.705	38.935	188.8	17:34:36.089
7	1:55.002	43.529	31.572	39.901	188.8	17:37:02.954	7	1:52.732	43.012	30.726	38.994	188.4	17:36:28.821
8	1:58.392	46.609	31.984	39.799	188.4	17:39:01.346	8	2:19.187	58.972	36.679	43.536	132.6	17:38:48.008
9	1:54.539	43.336	31.697	39.506	188.8	17:40:55.885	9	1:53.090	43.083	30.903	39.104	188.4	17:40:41.098
10	1:54.868	43.402	31.667	39.799	189.1	17:42:50.753	10	1:52.809	42.962	30.732	39.115	189.1	17:42:33.907
11	1:54.569	43.436	31.631	39.502	188.4	17:44:45.322	11	1:52.562	42.925	30.600	39.037	189.4	17:44:26.469
12	2:16.195 P	44.417	32.348	59.430	188.1	17:47:01.517	12	1:52.737	42.926	30.751	39.060	189.4	17:46:19.206
13	1:59.782	48.355	31.810	39.617	188.1	17:49:01.299	13	2:59.489 P	42.892	30.651	1:45.946	190.1	17:49:18.695
14	1:54.627	43.312	31.668	39.647	189.1	17:50:55.926	14	2:04.774	55.025	30.781	38.968	188.4	17:51:23.469
15	1:54.796	43.415	31.660	39.721	189.1	17:52:50.722	15	1:52.673	42.885	30.633	39.155	189.1	17:53:16.142
16	1:55.262	43.568	31.711	39.983	188.8	17:54:45.984	16	1:52.966	43.066	30.822	39.078	189.1	17:55:09.108
17	1:55.262	43.448	31.624	40.190	189.4	17:56:41.246	17		43.546	30.932		188.1	
18		43.433	32.077		188.8								

4 Baptiste Moulin

7 Arthur Leclerc

Lap D	Time	Sector 1	Sector 2	Sector 3	T. Spd	Elapsed	Lap D	Time	Sector 1	Sector 2	Sector 3	T. Spd	Elapsed
1	17:25:05.022 P			17:25:05.022		17:25:05.022	1	17:25:15.177 P			17:25:15.177		17:25:15.177
2	2:01.773	49.149	32.793	39.831	181.8	17:27:06.795	2	2:02.688	48.820	32.867	41.001	179.7	17:27:17.865
3	1:53.670	43.103	31.254	39.313	188.4	17:29:00.465	3	1:55.693	43.962	31.896	39.835	187.5	17:29:13.558
4	1:52.842	42.863	30.990	38.989	189.1	17:30:53.307	4	1:54.171	43.474	31.134	39.563	187.5	17:31:07.729
5	1:52.815	42.825	30.942	39.048	189.8	17:32:46.122	5	1:54.046	43.163	31.084	39.799	188.1	17:33:01.775
6	1:52.464	42.693	30.926	38.845	189.8	17:34:38.586	6	1:53.456	43.062	30.952	39.442	188.1	17:34:55.231
7	1:52.671	42.840	30.875	38.956	189.1	17:36:31.257	7	1:54.184	42.902	30.845	40.437	188.8	17:36:49.415
8	2:20.637	58.354	41.049	41.234	105.1	17:38:51.894	8	1:53.505	43.194	30.923	39.388	188.8	17:38:42.920
9	1:52.774	42.998	30.898	38.878	188.1	17:40:44.668	9	1:53.773	43.306	30.934	39.533	187.8	17:40:36.693
10	1:52.830	42.886	31.064	38.880	189.4	17:42:37.498	10	1:55.028	43.908	31.610	39.510	189.4	17:42:31.721
11	1:52.640	43.039	30.811	38.790	189.1	17:44:30.138	11	1:53.524	43.091	31.021	39.412	188.8	17:44:25.245
12	1:52.520	42.735	30.828	38.957	190.1	17:46:22.658	12	1:53.244	42.935	31.053	39.256	189.4	17:46:18.489
13	3:15.612 P	44.329	34.161	1:57.122	187.5	17:49:38.270	13	1:54.423	42.875	31.112	40.436	189.1	17:48:12.912
14	2:06.911	51.567	35.324	40.020	156.7	17:51:45.181	14	1:53.555	43.072	31.072	39.411	189.1	17:50:06.467
15	1:52.825	42.792	30.980	39.053	189.4	17:53:38.006	15	1:53.361	42.998	31.030	39.333	189.8	17:51:59.828
16	1:52.362	42.644	30.944	38.774	190.1	17:55:30.368	16	1:53.622	43.035	31.018	39.569	188.4	17:53:53.450
17		44.985	33.703		178.2		17	1:53.630	43.086	31.145	39.399	189.1	17:55:47.080
							18		43.128	31.111		188.4	





Circuito de Jerez
Championnat de France F4
Free Practice
Lap Analysis



10

Reshad De Gerus

Junior 16

Sacha Lehmann

Lap	D	Time	Sector 1	Sector 2	Sector 3	T. Spd	Elapsed	Lap	D	Time	Sector 1	Sector 2	Sector 3	T. Spd	Elapsed
1		17:25:24.300	P				17:25:24.300	1		17:25:16.180	P				17:25:16.180
2		2:03.468	47.706	33.096	42.666	174.4	17:27:27.768	2		2:02.311	49.511	32.460	40.340	182.1	17:27:18.491
3		1:53.186	43.350	30.918	38.918	187.8	17:29:20.954	3		2:00.160	46.128	33.947	40.085	167.1	17:29:18.651
4		1:52.927	42.980	30.958	38.989	189.1	17:31:13.881	4		1:53.351	42.885	31.247	39.219	187.8	17:31:12.002
5		1:53.064	43.327	30.891	38.846	187.1	17:33:06.945	5		1:53.635	43.772	30.949	38.914	188.8	17:33:05.637
6		1:52.261	42.744	30.707	38.810	189.1	17:34:59.206	6		1:52.477	42.781	30.803	38.893	189.4	17:34:58.114
7		1:52.302	42.758	30.681	38.863	189.4	17:36:51.508	7		2:06.481	44.027	38.310	44.144	146.5	17:37:04.595
8		1:52.466	42.785	30.877	38.804	190.1	17:38:43.974	8		2:04.792	45.134	35.316	44.342	160.0	17:39:09.387
9		1:52.790	42.863	30.689	39.238	190.1	17:40:36.764	9		1:52.466	42.847	30.811	38.808	189.1	17:41:01.853
10		2:08.443	44.378	39.318	44.747	118.1	17:42:45.207	10		1:52.499	42.663	30.938	38.898	188.8	17:42:54.352
11		1:52.706	42.907	30.771	39.028	188.4	17:44:37.913	11		1:52.284	42.611	30.819	38.854	190.4	17:44:46.636
12		1:52.579	42.865	30.826	38.888	188.4	17:46:30.492	12		2:10.941	48.298	37.970	44.673	135.6	17:46:57.577
13		1:52.418	42.709	30.814	38.895	189.4	17:48:22.910	13		2:11.755	51.964	36.901	42.890	151.8	17:49:09.332
14		2:10.790	48.505	40.857	41.428	170.0	17:50:33.700	14		1:52.504	42.791	30.886	38.827	188.4	17:51:01.836
15		1:54.945	42.936	31.065	40.944	190.8	17:52:28.645	15		1:52.755	42.864	30.935	38.956	188.4	17:52:54.591
16		1:52.546	42.877	30.760	38.909	189.4	17:54:21.191	16		1:55.446	42.734	30.802	41.910	188.4	17:54:50.037
17		1:52.887	42.873	30.960	39.054	189.4	17:56:14.078	17		1:52.136	42.546	30.759	38.831	190.1	17:56:42.173
18		47.198	32.604			173.0		18			53.046	44.799		132.1	

11

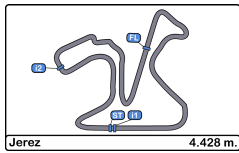
Pierre-Louis Chovet

18

Matéo Herrero

Lap	D	Time	Sector 1	Sector 2	Sector 3	T. Spd	Elapsed	Lap	D	Time	Sector 1	Sector 2	Sector 3	T. Spd	Elapsed
1		17:25:22.487	P				17:25:22.487	1		17:25:18.609	P				17:25:18.609
2		2:34.293	48.570	45.353	1:00.370	184.6	17:27:56.780	2		2:10.753	50.812	35.097	44.844	159.5	17:27:29.362
3		1:52.830	42.875	30.973	38.982	188.4	17:29:49.610	3		1:59.397	46.115	33.581	39.701	164.3	17:29:28.759
4		1:52.028	42.538	30.713	38.777	188.8	17:31:41.638	4		1:53.056	43.068	30.784	39.204	187.8	17:31:21.815
5		1:51.507	42.445	30.635	38.427	190.4	17:33:33.145	5		1:52.549	42.805	30.736	39.008	188.4	17:33:14.364
6		1:51.998	42.460	30.736	38.802	189.4	17:35:25.143	6		1:53.009	42.929	30.712	39.368	188.4	17:35:07.373
7		1:51.802	42.493	30.609	38.700	191.1	17:37:16.945	7		1:52.992	43.066	30.872	39.054	189.1	17:37:00.365
8		2:11.875	51.681	37.291	42.903	117.7	17:39:28.820	8		1:52.834	42.953	30.918	38.963	188.8	17:38:53.199
9		1:51.968	42.647	30.581	38.740	190.1	17:41:20.788	9		1:52.685	42.889	30.709	39.087	190.1	17:40:45.884
10		1:51.685	42.305	30.607	38.773	190.8	17:43:12.473	10		2:00.278	43.069	36.349	40.860	189.1	17:42:46.162
11		1:51.739	42.429	30.621	38.689	190.1	17:45:04.212	11		1:53.175	42.999	31.032	39.144	189.4	17:44:39.337
12		2:20.298	42.486	40.656	57.156	190.4	17:47:24.510	12		2:04.494	47.193	37.162	40.139	127.9	17:46:43.831
13		1:51.571	42.400	30.535	38.636	190.1	17:49:16.081	13		3:03.170	52.001	35.043	1:36.126	157.4	17:49:47.001
14		1:51.775	42.434	30.637	38.704	190.1	17:51:07.856	14		1:59.255	48.778	31.311	39.166	186.8	17:51:46.256
15		1:53.495	42.622	30.564	40.309	191.1	17:53:01.351	15		1:52.924	42.959	30.929	39.036	190.1	17:53:39.180
16		1:51.660	42.493	30.541	38.626	189.8	17:54:53.011	16		1:53.537	43.097	30.989	39.451	188.4	17:55:32.717
17		1:51.722	42.308	30.547	38.867	190.4	17:56:44.733	17			47.158	35.584		152.1	
18		46.307	32.482			185.8									





Circuito de Jerez
Championnat de France F4
Free Practice
Lap Analysis



21

Théo Pourchaire

Junior 23

Caio Collet

Lap D	Time	Sector 1	Sector 2	Sector 3	T. Spd	Elapsed	Lap D	Time	Sector 1	Sector 2	Sector 3	T. Spd	Elapsed
1	17:25:21.133 P			17:25:21.133		17:25:21.133	1	17:25:14.005 P			17:25:14.005		17:25:14.005
2	2:05.846	47.604	35.051	43.191	173.3	17:27:26.979	2	2:14.159 P	48.550	32.432	53.177	179.4	17:27:28.164
3	1:53.203	43.227	31.044	38.932	187.1	17:29:20.182	3	2:26.572	1:10.190	37.517	38.865	164.6	17:29:54.736
4	1:52.221	42.685	30.647	38.889	189.4	17:31:12.403	4	1:51.830	42.530	30.528	38.772	189.1	17:31:46.566
5	1:51.785	42.568	30.566	38.651	188.8	17:33:04.188	5	1:51.453	42.372	30.472	38.609	189.8	17:33:38.019
6	1:51.887	42.591	30.556	38.740	188.8	17:34:56.075	6	1:51.738	42.336	30.603	38.799	189.4	17:35:29.757
7	1:52.516	42.483	30.699	39.334	190.8	17:36:48.591	7	1:55.961	44.088	32.079	39.794	158.8	17:37:25.718
8	5:16.955 P	42.606	30.633	4:03.716	189.8	17:42:05.546	8	1:51.595	42.460	30.599	38.536	190.4	17:39:17.313
9	2:17.040	59.788	36.865	40.387	145.7	17:44:22.586	9	1:51.712	42.424	30.561	38.727	190.1	17:41:09.025
10	1:52.365	42.820	30.799	38.746	188.1	17:46:14.951	10	1:51.816	42.461	30.573	38.782	189.8	17:43:00.841
11	1:51.957	42.566	30.644	38.747	189.4	17:48:06.908	11	1:51.841	42.498	30.609	38.734	190.4	17:44:52.682
12	1:51.903	42.594	30.563	38.746	189.4	17:49:58.811	12	2:36.191	47.530	51.129	57.532	96.1	17:47:28.873
13	1:51.965	42.582	30.561	38.822	190.1	17:51:50.776	13	1:52.149	42.697	30.721	38.731	189.4	17:49:21.022
14	1:51.960	42.551	30.693	38.716	189.8	17:53:42.736	14	1:51.869	42.552	30.542	38.775	190.1	17:51:12.891
15	1:52.389	42.706	30.668	39.015	189.4	17:55:35.125	15	1:51.987	42.520	30.632	38.835	190.8	17:53:04.878
16		42.644	31.005		189.1		16	1:52.013	42.521	30.685	38.807	190.1	17:54:56.891
17							17	1:56.679	42.756	31.225	42.698	188.1	17:56:53.570
18							18		42.762	30.846		188.4	

22

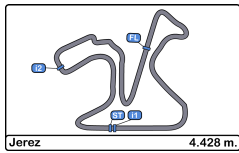
Théo Nouet

27

Ugo De Wilde

Lap D	Time	Sector 1	Sector 2	Sector 3	T. Spd	Elapsed	Lap D	Time	Sector 1	Sector 2	Sector 3	T. Spd	Elapsed
1	17:25:36.257 P			17:25:36.257		17:25:36.257	1	17:25:32.125 P			17:25:32.125		17:25:32.125
2	2:08.442	51.221	32.767	44.454	181.8	17:27:44.699	2	2:11.016	49.541	35.867	45.608	177.6	17:27:43.141
3	1:54.183	43.794	31.152	39.237	187.5	17:29:38.882	3	2:00.439	49.699	31.486	39.254	180.6	17:29:43.580
4	1:53.021	43.125	30.803	39.093	188.1	17:31:31.903	4	1:52.613	42.908	30.749	38.956	188.1	17:31:36.193
5	1:52.180	42.671	30.838	38.671	189.4	17:33:24.083	5	1:52.315	42.734	30.653	38.928	189.4	17:33:28.508
6	1:52.014	42.735	30.714	38.565	189.1	17:35:16.097	6	1:52.514	42.749	30.963	38.802	189.8	17:35:21.022
7	1:51.778	42.601	30.608	38.569	189.4	17:37:07.875	7	1:52.460	42.760	30.774	38.926	189.4	17:37:13.482
8	2:06.373	50.799	36.393	39.181	154.0	17:39:14.248	8	2:06.083	42.886	30.778	52.419	188.4	17:39:19.565
9	1:52.248	42.844	30.824	38.580	189.8	17:41:06.496	9	1:52.905	42.829	30.797	39.279	190.4	17:41:12.470
10	1:51.802	42.577	30.596	38.629	190.4	17:42:58.298	10	1:52.676	42.766	30.759	39.151	190.4	17:43:05.146
11	1:51.710	42.477	30.639	38.594	190.1	17:44:50.008	11	1:52.866	43.001	30.831	39.034	188.4	17:44:58.012
12	2:04.526	49.449	35.755	39.322	179.4	17:46:54.534	12	4:03.255 P	43.094	31.169	2:48.992	190.4	17:49:01.267
13	1:52.384	42.647	30.914	38.823	191.4	17:48:46.918	13	2:08.410	56.423	32.742	39.245	125.0	17:51:09.677
14	1:58.969	42.775	34.408	41.786	189.1	17:50:45.887	14		43.147	30.947		190.1	
15	1:52.042	42.530	30.820	38.692	190.1	17:52:37.929							
16	1:51.928	42.551	30.720	38.657	189.8	17:54:29.857							
17	1:51.937	42.580	30.692	38.665	189.8	17:56:21.794							
18		44.479	31.893		186.5								





Circuito de Jerez
Championnat de France F4
Free Practice
Lap Analysis



28

Alessandro Ghiretti

31

Ulysse De Pauw

Lap D	Time	Sector 1	Sector 2	Sector 3	T. Spd	Elapsed
1	17:25:25.703 P			17:25:25.703		17:25:25.703
2	2:05.971	47.112	32.747	46.112	185.2	17:27:31.674
3	1:53.473	43.167	31.101	39.205	187.8	17:29:25.147
4	1:52.082	42.820	30.551	38.711	189.1	17:31:17.229
5	1:51.767	42.488	30.743	38.536	189.4	17:33:08.996
6	1:51.715	42.545	30.509	38.661	190.1	17:35:00.711
7	1:52.470	43.187	30.687	38.596	188.4	17:36:53.181
8	1:52.804	42.531	31.499	38.774	189.8	17:38:45.985
9	1:51.324	42.392	30.352	38.580	189.8	17:40:37.309
10	2:11.194	42.800	39.555	48.839	189.4	17:42:48.503
11	1:51.538	42.482	30.544	38.512	189.8	17:44:40.041
12	2:07.898	47.851	37.212	42.835	116.6	17:46:47.939
13	2:54.325 P	42.532	30.654	1:41.139	190.1	17:49:42.264
14	1:59.385	47.288	30.993	41.104	189.8	17:51:41.649
15	1:51.724	42.644	30.485	38.595	189.1	17:53:33.373
16	1:51.456	42.471	30.411	38.574	189.1	17:55:24.829
17		42.624	30.605		189.1	

30

Esteban Muth

Lap D	Time	Sector 1	Sector 2	Sector 3	T. Spd	Elapsed
1	17:25:33.644 P			17:25:33.644		17:25:33.644
2	2:06.453	47.296	32.386	46.771	183.9	17:27:40.097
3	1:53.877	43.283	31.212	39.382	186.5	17:29:33.974
4	1:52.582	42.788	30.934	38.860	188.4	17:31:26.556
5	1:52.209	42.655	30.686	38.868	188.8	17:33:18.765
6	1:52.155	42.547	30.720	38.888	189.1	17:35:10.920
7	1:52.477	42.717	30.787	38.973	189.1	17:37:03.397
8	1:52.384	42.738	30.866	38.780	189.1	17:38:55.781
9	6:01.079 P	42.893	30.761	4:47.425	188.4	17:44:56.860
10	1:56.526	45.832	31.315	39.379	188.4	17:46:53.386
11	1:52.860	42.853	30.921	39.086	189.1	17:48:46.246
12	1:52.495	42.794	30.791	38.910	188.1	17:50:38.741
13	1:52.807	42.752	30.779	39.276	189.8	17:52:31.548
14	1:52.881	42.760	30.971	39.150	190.1	17:54:24.429
15	1:52.706	42.686	30.822	39.198	190.1	17:56:17.135
16		43.575	31.318		186.8	

Lap D	Time	Sector 1	Sector 2	Sector 3	T. Spd	Elapsed
1	17:25:37.690 P			17:25:37.690		17:25:37.690
2	2:05.808	49.002	32.570	44.236	184.3	17:27:43.498
3	1:53.325	43.119	31.052	39.154	188.1	17:29:36.823
4	1:52.648	42.783	30.820	39.045	189.1	17:31:29.471
5	1:52.331	42.628	30.676	39.027	189.8	17:33:21.802
6	1:52.127	42.584	30.741	38.802	190.1	17:35:13.929
7	1:52.424	42.583	30.748	39.093	189.1	17:37:06.353
8	2:12.085	51.242	38.076	42.767	147.9	17:39:18.438
9	1:52.331	42.694	30.674	38.963	189.8	17:41:10.769
10	1:52.342	42.766	30.722	38.854	190.1	17:43:03.111
11	1:52.230	42.740	30.604	38.886	190.1	17:44:55.341
12	2:26.797	45.984	43.082	57.731	116.6	17:47:22.138
13	1:52.290	42.773	30.717	38.800	189.4	17:49:14.428
14	1:52.359	42.843	30.709	38.807	189.4	17:51:06.787
15	1:52.419	42.691	30.844	38.884	190.8	17:52:59.206
16		49.255	32.629		154.9	

51

Shihab Al Habsi

Junior

Lap D	Time	Sector 1	Sector 2	Sector 3	T. Spd	Elapsed
1	17:25:26.614 P			17:25:26.614		17:25:26.614
2	2:01.712	46.984	32.425	42.303	184.9	17:27:28.326
3	1:53.461	43.334	31.112	39.015	188.8	17:29:21.787
4	1:52.662	42.877	30.836	38.949	189.8	17:31:14.449
5	1:53.440	43.465	30.960	39.015	188.1	17:33:07.889
6	1:52.611	42.772	30.828	39.011	189.4	17:35:00.500
7	1:54.275	43.796	31.072	39.407	189.8	17:36:54.775
8	2:16.725	48.547	36.868	51.310	122.4	17:39:11.500
9		43.937	33.588		185.2	

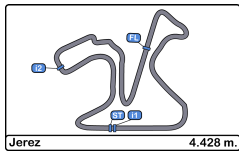
87

O'Neill Muth

Junior

Lap D	Time	Sector 1	Sector 2	Sector 3	T. Spd	Elapsed
1	17:25:07.978 P			17:25:07.978		17:25:07.978
2	1:57.532	46.302	31.734	39.496	183.0	17:27:05.510
3	1:53.538	43.306	31.127	39.105	188.1	17:28:59.048
4	1:53.024	43.035	30.914	39.075	188.8	17:30:52.072
5	2:03.828	43.738	35.131	44.959	150.6	17:32:55.900
6	2:52.253 P	42.952	31.026	1:38.275	187.8	17:35:48.153
7	2:11.602	52.996	36.261	42.345	180.9	17:37:59.755
8	1:53.257	43.078	30.921	39.258	187.5	17:39:53.012
9	1:53.765	43.167	31.096	39.502	187.1	17:41:46.777
10	2:36.750	1:04.664	51.094	40.992	118.2	17:44:23.527
11	1:56.008	42.961	31.252	41.795	189.8	17:46:19.535
12	4:03.768 P	43.220	31.043	2:49.505	189.8	17:50:23.303
13	2:03.548	52.597	31.493	39.458	180.9	17:52:26.851
14	1:53.327	42.986	30.978	39.363	189.1	17:54:20.178
15		43.100	31.206		187.5	

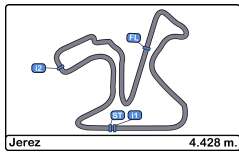




Circuito de Jerez
Championnat de France F4
Free Practice
Best Sectors Results



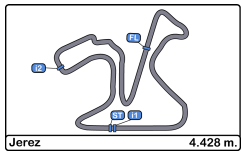
Sector - 1				Sector - 2				Sector - 3				Ideal Lap vs Best Lap			
Clas	Nº	Driver	Time	Nº	Driver	Time	Nº	Driver	Time	Clas	Nº	Driver	Ideal Lap	Best Lap	Clas
1	11	Pierre-Louis Chovet	42.305	28	Alessandro Ghiretti	30.352	11	Pierre-Louis Chovet	38.427	1	28	Alessandro Ghiretti	1:51.256	1:51.324	1
2	23	Caio Collet	42.336	23	Caio Collet	30.472	28	Alessandro Ghiretti	38.512	2	11	Pierre-Louis Chovet	1:51.267	1:51.507	3
3	28	Alessandro Ghiretti	42.392	11	Pierre-Louis Chovet	30.535	23	Caio Collet	38.536	3	23	Caio Collet	1:51.344	1:51.453	2
4	22	Théo Nouet	42.477	21	Théo Pourchaire	30.556	22	Théo Nouet	38.565	4	22	Théo Nouet	1:51.638	1:51.710	4
5	21	Théo Pourchaire	42.483	22	Théo Nouet	30.596	21	Théo Pourchaire	38.651	5	21	Théo Pourchaire	1:51.690	1:51.785	5
6	16	Sacha Lehmann	42.546	5	Adam Eteki	30.600	4	Baptiste Moulin	38.774	6	31	Ulysse De Pauw	1:51.987	1:52.127	6
7	30	Esteban Muth	42.547	31	Ulysse De Pauw	30.604	30	Esteban Muth	38.780	7	30	Esteban Muth	1:52.013	1:52.155	8
8	31	Ulysse De Pauw	42.583	27	Ugo De Wilde	30.653	31	Ulysse De Pauw	38.800	8	16	Sacha Lehmann	1:52.113	1:52.136	7
9	4	Baptiste Moulin	42.644	10	Reshad De Gerus	30.681	27	Ugo De Wilde	38.802	9	27	Ugo De Wilde	1:52.189	1:52.315	10
10	10	Reshad De Gerus	42.709	30	Esteban Muth	30.686	10	Reshad De Gerus	38.804	10	10	Reshad De Gerus	1:52.194	1:52.261	9
11	27	Ugo De Wilde	42.734	18	Matéo Herrero	30.709	16	Sacha Lehmann	38.808	11	4	Baptiste Moulin	1:52.229	1:52.362	11
12	51	Shihab Al Habsi	42.772	16	Sacha Lehmann	30.759	5	Adam Eteki	38.930	12	5	Adam Eteki	1:52.404	1:52.511	12
13	18	Matéo Herrero	42.805	4	Baptiste Moulin	30.811	51	Shihab Al Habsi	38.949	13	18	Matéo Herrero	1:52.477	1:52.549	13
14	5	Adam Eteki	42.874	51	Shihab Al Habsi	30.828	18	Matéo Herrero	38.963	14	51	Shihab Al Habsi	1:52.549	1:52.611	14
15	7	Arthur Leclerc	42.875	7	Arthur Leclerc	30.845	87	O'Neill Muth	39.075	15	87	O'Neill Muth	1:52.941	1:53.024	15
16	87	O'Neill Muth	42.952	87	O'Neill Muth	30.914	7	Arthur Leclerc	39.256	16	7	Arthur Leclerc	1:52.976	1:53.244	16
17	1	Baptiste Berthelot	43.312	1	Baptiste Berthelot	31.572	1	Baptiste Berthelot	39.502	17	1	Baptiste Berthelot	1:54.386	1:54.539	17



Circuito de Jerez
Championnat de France F4
Free Practice
Best 5 Lap Times



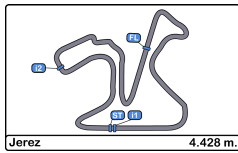
Cls	N°	Driver	Nat	Team	Class	Best 1		Best 2		Best 3		Best 4		Best 5	
						Time	Lap	Time	Lap	Time	Lap	Time	Lap	Time	Lap
1	28	Alessandro Ghiretti	FRA			1:51.324	9	1:51.456	16	1:51.538	11	1:51.715	6	1:51.724	15
2	23	Caio Collet	BRA			1:51.453	5	1:51.595	8	1:51.712	9	1:51.738	6	1:51.816	10
3	11	Pierre-Louis Chovet	FRA			1:51.507	5	1:51.571	13	1:51.660	16	1:51.685	10	1:51.722	17
4	22	Théo Nouet	FRA			1:51.710	11	1:51.778	7	1:51.802	10	1:51.928	16	1:51.937	17
5	21	Théo Pourchaire	FRA		Junior	1:51.785	5	1:51.887	6	1:51.903	12	1:51.957	11	1:51.960	14
6	31	Ulysse De Pauw	BEL			1:52.127	6	1:52.230	11	1:52.290	13	1:52.331	5	1:52.331	9
7	16	Sacha Lehmann	FRA			1:52.136	17	1:52.284	11	1:52.466	9	1:52.477	6	1:52.499	10
8	30	Esteban Muth	DEU			1:52.155	6	1:52.209	5	1:52.384	8	1:52.477	7	1:52.495	12
9	10	Reshad De Gerus	FRA		Junior	1:52.261	6	1:52.302	7	1:52.418	13	1:52.466	8	1:52.546	16
10	27	Ugo De Wilde	BEL			1:52.315	5	1:52.460	7	1:52.514	6	1:52.613	4	1:52.676	10
11	4	Baptiste Moulin	BEL			1:52.362	16	1:52.464	6	1:52.520	12	1:52.640	11	1:52.671	7
12	5	Adam Eteki	FRA			1:52.511	5	1:52.514	6	1:52.562	11	1:52.673	15	1:52.719	4
13	18	Matéo Herrero	FRA			1:52.549	5	1:52.685	9	1:52.834	8	1:52.924	15	1:52.992	7
14	51	Shihab Al Habsi	OMN		Junior	1:52.611	6	1:52.662	4	1:53.440	5	1:53.461	3	1:54.275	7
15	87	O'Neill Muth	DEU		Junior	1:53.024	4	1:53.257	8	1:53.327	14	1:53.538	3	1:53.765	9
16	7	Arthur Leclerc	MCO			1:53.244	12	1:53.361	15	1:53.456	6	1:53.505	8	1:53.524	11
17	1	Baptiste Berthelot	FRA			1:54.539	9	1:54.569	11	1:54.627	14	1:54.796	15	1:54.868	10



Circuito de Jerez
Championnat de France F4
Free Practice
Best 5 Top Speeds



Cls	N°	Driver	Nat	Team	Class	Top 1		Top 2		Top 3		Top 4		Top 5		Avg
						Km/h	Lap	Km/h	Lap	Km/h	Lap	Km/h	Lap	Km/h	Lap	
1	22	Théo Nouet	FRA			191.4	13	190.4	10	190.1	11	190.1	15	189.8	9	190.4
2	11	Pierre-Louis Chovet	FRA			191.1	7	191.1	15	190.8	10	190.4	5	190.4	12	190.8
3	10	Reshad De Gerus	FRA		Junior	190.8	15	190.1	8	190.1	9	189.4	7	189.4	13	190.0
4	21	Théo Pourchaire	FRA		Junior	190.8	7	190.1	13	189.8	8	189.8	14	189.4	4	190.0
5	23	Caio Collet	BRA			190.8	15	190.4	8	190.4	11	190.1	9	190.1	14	190.4
6	31	Ulysse De Pauw	BEL			190.8	15	190.1	6	190.1	10	190.1	11	189.8	5	190.2
7	16	Sacha Lehmann	FRA			190.4	11	190.1	17	189.4	6	189.1	9	188.8	5	189.6
8	27	Ugo De Wilde	BEL			190.4	9	190.4	10	190.4	12	190.1	14	189.8	6	190.2
9	4	Baptiste Moulin	BEL			190.1	12	190.1	16	189.8	5	189.8	6	189.4	10	189.8
10	5	Adam Eteki	FRA			190.1	13	189.4	11	189.4	12	189.1	5	189.1	10	189.4
11	18	Matéo Herrero	FRA			190.1	9	190.1	15	189.4	11	189.1	7	189.1	10	189.6
12	28	Alessandro Ghiretti	FRA			190.1	6	190.1	13	189.8	8	189.8	9	189.8	11	189.9
13	30	Esteban Muth	DEU			190.1	14	190.1	15	189.8	13	189.1	6	189.1	7	189.6
14	7	Arthur Leclerc	MCO			189.8	15	189.4	10	189.4	12	189.1	13	189.1	14	189.4
15	51	Shihab Al Habsi	OMN		Junior	189.8	4	189.8	7	189.4	6	188.8	3	188.1	5	189.2
16	87	O'Neill Muth	DEU		Junior	189.8	11	189.8	12	189.1	14	188.8	4	188.1	3	189.1
17	1	Baptiste Berthelot	FRA			189.4	17	189.1	10	189.1	14	189.1	15	188.8	7	189.1

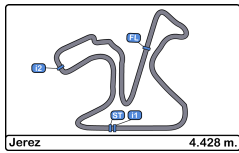


Circuito de Jerez
Championnat de France F4
Free Practice
Fastest Laps Sequence



Lap	Time of Day	Session Time	N°	Driver	Nat	Team	Class	Time	Km/h
2	17:27:04.924	2:04.924	5	Adam Eteki	FRA			1:58.671	134.3
2	17:27:05.510	2:05.510	87	O'Neill Muth	DEU		Junior	1:57.532	135.6
3	17:28:58.345	3:58.345	5	Adam Eteki	FRA			1:53.421	140.5
3	17:29:20.182	4:20.182	21	Théo Pourchaire	FRA		Junior	1:53.203	140.8
3	17:29:20.954	4:20.954	10	Reshad De Gerus	FRA		Junior	1:53.186	140.8
3	17:29:49.610	4:49.610	11	Pierre-Louis Chovet	FRA			1:52.830	141.2
4	17:30:51.064	5:51.064	5	Adam Eteki	FRA			1:52.719	141.4
4	17:31:12.403	6:12.403	21	Théo Pourchaire	FRA		Junior	1:52.221	142.0
4	17:31:17.229	6:17.229	28	Alessandro Ghiretti	FRA			1:52.082	142.2
4	17:31:41.638	6:41.638	11	Pierre-Louis Chovet	FRA			1:52.028	142.2
4	17:31:46.566	6:46.566	23	Caio Collet	BRA			1:51.830	142.5
5	17:33:04.188	8:04.188	21	Théo Pourchaire	FRA		Junior	1:51.785	142.6
5	17:33:08.996	8:08.996	28	Alessandro Ghiretti	FRA			1:51.767	142.6
5	17:33:33.145	8:33.145	11	Pierre-Louis Chovet	FRA			1:51.507	142.9
5	17:33:38.019	8:38.019	23	Caio Collet	BRA			1:51.453	143.0
9	17:40:37.309	15:37.309	28	Alessandro Ghiretti	FRA			1:51.324	143.1

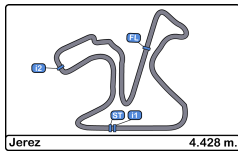




Circuito de Jerez
Championnat de France F4
Free Practice
Event Best Maximum Speed



N°	Driver	Nat	Team	Class	Km/h	Session
30	Esteban Muth	DEU			192.8	Private Test - 1
22	Théo Nouet	FRA			192.1	Private Test - 1
31	Ulysse De Pauw	BEL			192.1	Private Test - 1
10	Reshad De Gerus	FRA		Junior	192.1	Private Test - 1
16	Sacha Lehmann	FRA			192.1	Private Test - 1
5	Adam Eteki	FRA			192.1	Private Test - 1
4	Baptiste Moulin	BEL			191.8	Private Test - 1
27	Ugo De Wilde	BEL			191.8	Private Test - 1
51	Shihab Al Habsi	OMN		Junior	191.4	Private Test - 1
11	Pierre-Louis Chovet	FRA			191.4	Private Test - 1
23	Caio Collet	BRA			191.4	Private Test - 1
18	Matéo Herrero	FRA			191.4	Private Test - 1
87	O'Neill Muth	DEU		Junior	191.4	Private Test - 1
21	Théo Pourchaire	FRA		Junior	190.8	Private Test - 1
28	Alessandro Ghiretti	FRA			190.1	Private Test - 1
7	Arthur Leclerc	MCO			189.8	Free Practice
1	Baptiste Berthelot	FRA			189.4	Free Practice



Circuito de Jerez
Championnat de France F4
Free Practice
Pit Stop Analysis



1 Baptiste Berthelot
 FRA

Nr.	In Day Time	In Time	Out Time	Pit Time	T. Pit Time	Handicap	Penalty
1	17:46:34.421	17:46:34.421	17:47:01.517	27.096	27.096		

4 Baptiste Moulin
 BEL

Nr.	In Day Time	In Time	Out Time	Pit Time	T. Pit Time	Handicap	Penalty
1	17:48:16.725	17:48:16.725	17:49:38.270	1:21.545	1:21.545		

5 Adam Eteki
 FRA

Nr.	In Day Time	In Time	Out Time	Pit Time	T. Pit Time	Handicap	Penalty
1	17:48:04.768	17:48:04.768	17:49:18.695	1:13.927	1:13.927		

18 Matéo Herrero
 FRA

Nr.	In Day Time	In Time	Out Time	Pit Time	T. Pit Time	Handicap	Penalty
1	17:48:44.212	17:48:44.212	17:49:47.001	1:02.789	1:02.789		

21 Théo Pourchaire Junior
 FRA

Nr.	In Day Time	In Time	Out Time	Pit Time	T. Pit Time	Handicap	Penalty
1	17:38:32.937	17:38:32.937	17:42:05.546	3:32.609	3:32.609		

23 Caio Collet
 BRA

Nr.	In Day Time	In Time	Out Time	Pit Time	T. Pit Time	Handicap	Penalty
1	17:27:06.821	17:27:06.821	17:27:28.164	21.343	21.343		

27 Ugo De Wilde
 BEL

Nr.	In Day Time	In Time	Out Time	Pit Time	T. Pit Time	Handicap	Penalty
1	17:46:43.550	17:46:43.550	17:49:01.267	2:17.717	2:17.717		

28 Alessandro Ghiretti
 FRA

Nr.	In Day Time	In Time	Out Time	Pit Time	T. Pit Time	Handicap	Penalty
1	17:48:33.075	17:48:33.075	17:49:42.264	1:09.189	1:09.189		

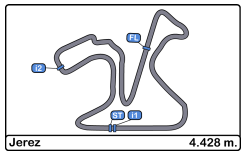
30 Esteban Muth
 DEU

Nr.	In Day Time	In Time	Out Time	Pit Time	T. Pit Time	Handicap	Penalty
1	17:40:41.715	17:40:41.715	17:44:56.860	4:15.145	4:15.145		

87 O'Neill Muth Junior
 DEU

Nr.	In Day Time	In Time	Out Time	Pit Time	T. Pit Time	Handicap	Penalty
1	17:34:42.082	17:34:42.082	17:35:48.153	1:06.071	1:06.071		
2	17:48:08.743	17:48:08.743	17:50:23.303	2:14.560	3:20.631		

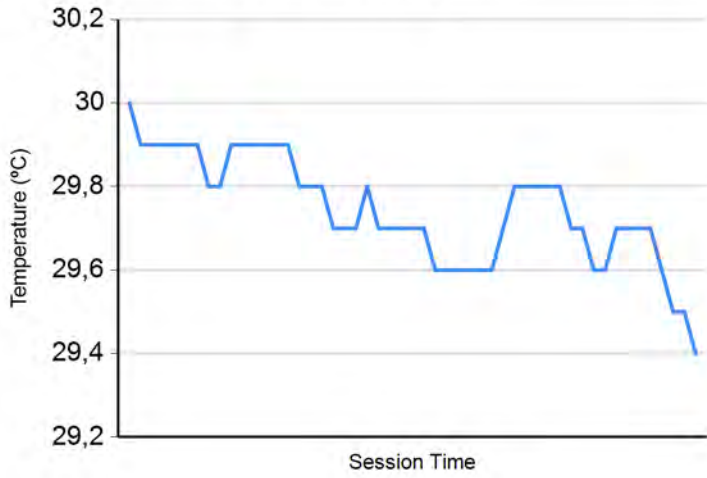




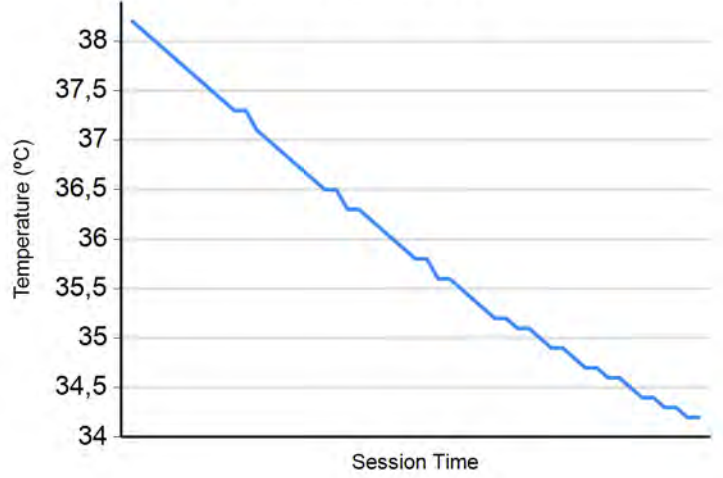
Circuito de Jerez
Championnat de France F4
Free Practice
Weather Report



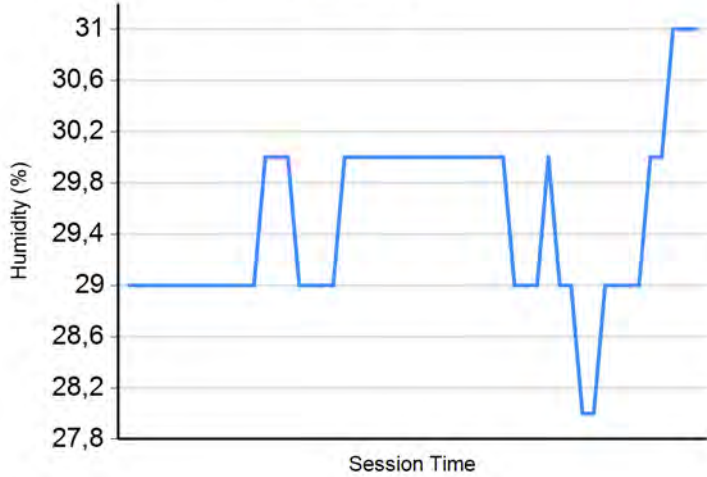
Air Temperature

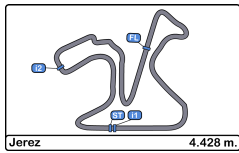


Track Temperature



Humidity





Circuito de Jerez
Championnat de France F4
Qualifying
Provisional Results




Cls	N°	Driver	Nat	Team	Class	Cls	Laps	Best	Time	Gap	Interval	Km/h
1	23	Caio Collet	BRA				10	8	1:49.412			145.6
2	5	Adam Eteki	FRA				13	12	1:49.928	0.516	0.516	145.0
3	28	Alessandro Ghiretti	FRA				12	8	1:49.931	0.519	0.003	145.0
4	21	Théo Pourchaire	FRA		Junior	1	12	11	1:50.019	0.607	0.088	144.8
5	7	Arthur Leclerc	MCO				12	8	1:50.024	0.612	0.005	144.8
6	10	Reshad De Gerus	FRA		Junior	2	12	5	1:50.070	0.658	0.046	144.8
7	30	Esteban Muth	DEU				12	10	1:50.079	0.667	0.009	144.8
8	31	Ulysse De Pauw	BEL				12	6	1:50.151	0.739	0.072	144.7
9	27	Ugo De Wilde	BEL				14	14	1:50.250	0.838	0.099	144.5
10	11	Pierre-Louis Chovet	FRA				13	6	1:50.288	0.876	0.038	144.5
11	22	Théo Nouet	FRA				13	10	1:50.388	0.976	0.100	144.4
12	16	Sacha Lehmann	FRA				13	6	1:50.549	1.137	0.161	144.1
13	87	O'Neill Muth	DEU		Junior	3	9	5	1:50.592	1.180	0.043	144.1
14	18	Matéo Herrero	FRA				14	10	1:50.627	1.215	0.035	144.0
15	4	Baptiste Moulin	BEL				14	7	1:50.846	1.434	0.219	143.8
16	51	Shihab Al Habsi	OMN		Junior	4	14	7	1:51.089	1.677	0.243	143.4
17	1	Baptiste Berthelot	FRA				13	13	1:51.985	2.573	0.896	142.3

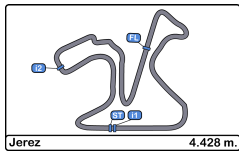
CAR #28 TIME 1:51.128 & 1:50:299 CANCELLED
 CAR #27 TIME 1:55.527 CANCELLED
 CAR #11 TIME 1:50.749 & 1:50.432 CANCELLED
 CAR #51 TIME 1:51.801 & 1:51.465 & 1:51.217 & 2:19.748 & 1:50.904 CANCELLED
 CAR #23 TIME 1:49.731 CANCELLED
 CAR #87 TIME 1:50.607 CANCELLED
 CAR #18 TIME 1:50.932 & 1:50.656 CANCELLED
 CAR #21 TIME 1:50.379 & 1:50.169 CANCELLED
 CAR #30 TIME 1:50.053 & 1:50.328 & 1:50.026 & 1:50.282 CANCELLED
 CAR #16 TIME 2:08.120 & 1:50.394 CANCELLED

Published at:.....

Track Temp: 24.0 °C Air Temp: 22.4 °C Humidity: 44 % Track Status: DRY

Stewards:	Race Director:	Timekeeper: 
-----------	----------------	---





Circuito de Jerez
Championnat de France F4
Qualifying
Provisional Results by Class



Cls	N°	Driver	Nat	Team	Class	Cls	Laps	Best	Time	Gap	Interval	Km/h
1	23	Caio Collet	BRA				10	8	1:49.412			145.6
2	5	Adam Eteki	FRA				13	12	1:49.928	0.516	0.516	145.0
3	28	Alessandro Ghiretti	FRA				12	8	1:49.931	0.519	0.003	145.0
4	7	Arthur Leclerc	MCO				12	8	1:50.024	0.612	0.093	144.8
5	30	Esteban Muth	DEU				12	10	1:50.079	0.667	0.055	144.8
6	31	Ulysse De Pauw	BEL				12	6	1:50.151	0.739	0.072	144.7
7	27	Ugo De Wilde	BEL				14	14	1:50.250	0.838	0.099	144.5
8	11	Pierre-Louis Chovet	FRA				13	6	1:50.288	0.876	0.038	144.5
9	22	Théo Nouet	FRA				13	10	1:50.388	0.976	0.100	144.4
10	16	Sacha Lehmann	FRA				13	6	1:50.549	1.137	0.161	144.1
11	18	Matéo Herrero	FRA				14	10	1:50.627	1.215	0.078	144.0
12	4	Baptiste Moulin	BEL				14	7	1:50.846	1.434	0.219	143.8
13	1	Baptiste Berthelot	FRA				13	13	1:51.985	2.573	1.139	142.3

Published at:.....

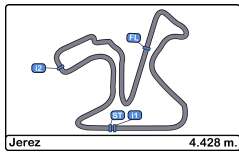
Track Temp: 24.0 °C Air Temp: 22.4 °C Humidity: 44 % Track Status: DRY

Stewards:

Race Director:

Timekeeper:





Circuito de Jerez
Championnat de France F4
Qualifying
Provisional Results by Class



Cls	Nº	Driver	Nat	Team	Class	Cls	Laps	Best	Time	Gap	Interval	Km/h
Junior												
1	21	Théo Pourchaire	FRA		Junior	1	12	11	1:50.019			144.8
2	10	Reshad De Gerus	FRA		Junior	2	12	5	1:50.070	0.051	0.051	144.8
3	87	O'Neill Muth	DEU		Junior	3	9	5	1:50.592	0.573	0.522	144.1
4	51	Shihab Al Habsi	OMN		Junior	4	14	7	1:51.089	1.070	0.497	143.4

Published at:.....

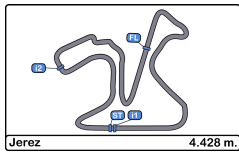
Track Temp: **24.0 °C** Air Temp: **22.4 °C** Humidity: **44 %** Track Status: **DRY**

Stewards:

Race Director:

Timekeeper:





Circuito de Jerez
Championnat de France F4
Qualifying
Provisional 2 Fastest Lap Results



Cls	N°	Driver	Nat	Team	Class	Cls	Laps	Best	Time	Gap	Interval	Km/h
1	23	Caio Collet	BRA				10	6	1:49.641			145.6
2	5	Adam Eteki	FRA				13	9	1:49.987	0.346	0.346	145.0
3	7	Arthur Leclerc	MCO				12	6	1:50.039	0.398	0.052	144.8
4	10	Reshad De Gerus	FRA		Junior	1	12	11	1:50.144	0.503	0.105	144.8
5	28	Alessandro Ghiretti	FRA				12	6	1:50.154	0.513	0.010	145.0
6	30	Esteban Muth	DEU				12	7	1:50.181	0.540	0.027	144.8
7	21	Théo Pourchaire	FRA		Junior	2	12	7	1:50.231	0.590	0.050	144.8
8	11	Pierre-Louis Chovet	FRA				13	7	1:50.315	0.674	0.084	144.5
9	27	Ugo De Wilde	BEL				14	11	1:50.326	0.685	0.011	144.5
10	31	Ulysse De Pauw	BEL				12	5	1:50.366	0.725	0.040	144.7
11	22	Théo Nouet	FRA				13	11	1:50.555	0.914	0.189	144.4
12	16	Sacha Lehmann	FRA				13	5	1:50.743	1.102	0.188	144.1
13	87	O'Neill Muth	DEU		Junior	3	9	9	1:50.836	1.195	0.093	144.1
14	18	Matéo Herrero	FRA				14	7	1:50.922	1.281	0.086	144.0
15	4	Baptiste Moulin	BEL				14	14	1:50.991	1.350	0.069	143.8
16	51	Shihab Al Habsi	OMN		Junior	4	14	12	1:51.186	1.545	0.195	143.4
17	1	Baptiste Berthelot	FRA				13	5	1:51.993	2.352	0.807	142.3

CAR #28 TIME 1:51.128 & 1:50:299 CANCELLED
 CAR #27 TIME 1:55.527 CANCELLED
 CAR #11 TIME 1:50.749 & 1:50.432 CANCELLED
 CAR #51 TIME 1:51.801 & 1:51.465 & 1:51.217 & 2:19.748 & 1:50.904 CANCELLED
 CAR #23 TIME 1:49.731 CANCELLED
 CAR #87 TIME 1:50.607 CANCELLED
 CAR #18 TIME 1:50.932 & 1:50.656 CANCELLED
 CAR #21 TIME 1:50.379 & 1:50.169 CANCELLED
 CAR #30 TIME 1:50.053 & 1:50.328 & 1:50.026 & 1:50.282 CANCELLED
 CAR #16 TIME 2:08.120 & 1:50.394 CANCELLED

Published at:.....

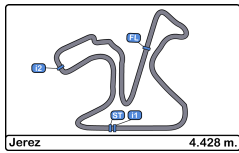
Track Temp: 24.0 °C Air Temp: 22.4 °C Humidity: 44 % Track Status: DRY

Stewards:

Race Director:

Timekeeper:





Circuito de Jerez
Championnat de France F4
Qualifying
Lap Analysis



1 Baptiste Berthelot

Lap D	Time	Sector 1	Sector 2	Sector 3	T. Spd	Elapsed
1	10:00:39.631 P			10:00:39.631		10:00:39.631
2	2:04.168	50.066	33.851	40.251	183.6	10:02:43.799
3	1:54.359	43.397	31.584	39.378	189.1	10:04:38.158
4	1:52.143	42.537	30.863	38.743	190.8	10:06:30.301
5	1:51.993	42.665	30.767	38.561	190.8	10:08:22.294
6	1:52.685	42.391	30.982	39.312	191.1	10:10:14.979
7	1:52.524	42.629	31.190	38.705	190.4	10:12:07.503
8	1:52.118	42.623	30.942	38.553	190.8	10:13:59.621
9	2:01.963	46.621	31.617	43.725	159.0	10:16:01.584
10	1:52.422	42.801	30.748	38.873	190.4	10:17:54.006
11	1:52.102	42.460	31.036	38.606	190.8	10:19:46.108
12	2:05.233	45.303	36.603	43.327	151.0	10:21:51.341
13	1:51.985	42.553	30.985	38.447	190.4	10:23:43.326
14		42.548	30.849		191.4	

7 Arthur Leclerc

Lap D	Time	Sector 1	Sector 2	Sector 3	T. Spd	Elapsed
1	10:00:07.843 P			10:00:07.843		10:00:07.843
2	2:04.916	50.214	33.086	41.616	177.3	10:02:12.759
3	1:53.774	43.637	31.519	38.618	188.1	10:04:06.533
4	1:51.171	42.308	30.456	38.407	190.4	10:05:57.704
5	1:50.573	42.128	30.238	38.207	191.1	10:07:48.277
6	1:50.039	41.817	30.102	38.120	191.8	10:09:38.316
7	1:50.346	41.936	30.217	38.193	192.1	10:11:28.662
8	1:50.024	41.826	30.127	38.071	192.5	10:13:18.686
9	1:50.095	41.770	30.129	38.196	191.8	10:15:08.781
10	2:11.605	47.822	36.438	47.345	142.6	10:17:20.386
11	1:50.792	42.003	30.402	38.387	191.8	10:19:11.178
12	1:50.196	41.861	30.174	38.161	190.8	10:21:01.374
13		43.901	31.413		186.5	

4 Baptiste Moulin

Lap D	Time	Sector 1	Sector 2	Sector 3	T. Spd	Elapsed
1	10:00:34.683 P			10:00:34.683		10:00:34.683
2	2:08.626	54.349	33.928	40.349	180.3	10:02:43.309
3	1:53.796	43.602	31.228	38.966	188.1	10:04:37.105
4	1:52.049	42.420	30.917	38.712	191.1	10:06:29.154
5	1:51.904	42.639	30.823	38.442	191.4	10:08:21.058
6	1:51.258	42.373	30.598	38.287	191.8	10:10:12.316
7	1:50.846	42.125	30.545	38.176	191.4	10:12:03.162
8	1:51.068	42.261	30.462	38.345	192.1	10:13:54.230
9	2:12.193	52.678	37.694	41.821	143.0	10:16:06.423
10	1:51.732	42.412	30.688	38.632	191.4	10:17:58.155
11	1:51.122	42.140	30.655	38.327	192.5	10:19:49.277
12	1:51.042	42.143	30.340	38.559	192.5	10:21:40.319
13	1:51.242	42.274	30.496	38.472	191.4	10:23:31.561
14	1:50.991	42.135	30.406	38.450	191.8	10:25:22.552
15		56.115	39.275		138.9	

10 Reshad De Gerus Junior

Lap D	Time	Sector 1	Sector 2	Sector 3	T. Spd	Elapsed
1	10:00:16.742 P			10:00:16.742		10:00:16.742
2	2:07.029	52.178	33.671	41.180	161.9	10:02:23.771
3	1:52.946	42.993	31.293	38.660	178.2	10:04:16.717
4	1:50.771	42.145	30.391	38.235	191.1	10:06:07.488
5	1:50.070	41.964	30.109	37.997	191.4	10:07:57.558
6	1:50.286	41.898	30.264	38.124	191.1	10:09:47.844
7	1:50.356	41.843	30.416	38.097	191.4	10:11:38.200
8	1:50.318	41.974	30.228	38.116	191.4	10:13:28.518
9	2:11.374	51.628	40.759	38.987	113.8	10:15:39.892
10	1:50.437	42.018	30.295	38.124	191.8	10:17:30.329
11	1:50.144	41.896	30.127	38.121	192.5	10:19:20.473
12	1:50.436	41.794	30.370	38.272	192.1	10:21:10.909
13		45.762	34.031		188.1	

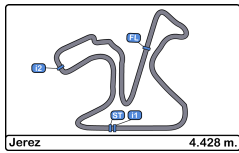
5 Adam Eteki

Lap D	Time	Sector 1	Sector 2	Sector 3	T. Spd	Elapsed
1	10:00:08.721 P			10:00:08.721		10:00:08.721
2	2:08.386	51.167	33.554	43.665	167.9	10:02:17.107
3	1:52.310	42.998	30.808	38.504	188.4	10:04:09.417
4	1:50.931	42.084	30.550	38.297	190.8	10:06:00.348
5	1:50.566	42.085	30.325	38.156	191.1	10:07:50.914
6	1:50.252	41.764	30.365	38.123	192.1	10:09:41.166
7	1:50.264	41.802	30.300	38.162	191.4	10:11:31.430
8	1:50.104	41.701	30.172	38.231	191.8	10:13:21.534
9	1:49.987	41.705	30.158	38.124	191.8	10:15:11.521
10	2:14.916	55.312	41.310	38.294	107.6	10:17:26.437
11	1:50.282	41.889	30.341	38.052	191.8	10:19:16.719
12	1:49.928	41.739	30.102	38.087	192.5	10:21:06.647
13	1:50.302	41.882	30.142	38.278	192.1	10:22:56.949
14		46.169	33.570		179.1	

11 Pierre-Louis Chovet

Lap D	Time	Sector 1	Sector 2	Sector 3	T. Spd	Elapsed
1	10:00:15.463 P			10:00:15.463		10:00:15.463
2	2:12.246	51.689	33.749	46.808	181.5	10:02:27.709
3	1:52.798	42.692	31.109	38.997	189.1	10:04:20.507
4	1:50.749	42.131	30.419	38.199	191.4	10:06:11.256
5	1:50.424	41.885	30.369	38.170	192.1	10:08:01.680
6	1:50.288	41.802	30.284	38.202	192.1	10:09:51.968
7	1:50.315	41.887	30.269	38.159	191.1	10:11:42.283
8	1:50.412	41.896	30.362	38.154	191.4	10:13:32.695
9	2:32.180	53.105	48.950	50.125	149.1	10:16:04.875
10	2:00.764	41.961	39.233	39.570	191.8	10:18:05.639
11	1:50.607	42.031	30.342	38.234	190.4	10:19:56.246
12	1:50.366	41.809	30.326	38.231	191.1	10:21:46.612
13	1:50.432	41.930	30.371	38.131	190.8	10:23:37.044
14		42.057	39.976		191.1	





Circuito de Jerez
Championnat de France F4
Qualifying
Lap Analysis



16

Sacha Lehmann

22

Théo Nouet

Lap D	Time	Sector 1	Sector 2	Sector 3	T. Spd	Elapsed	Lap D	Time	Sector 1	Sector 2	Sector 3	T. Spd	Elapsed
1	10:00:23.100 P			10:00:23.100		10:00:23.100	1	10:00:19.280 P			10:00:19.280		10:00:19.280
2	2:12.085	54.211	34.730	43.144	157.6	10:02:35.185	2	2:11.746	55.954	34.106	41.686	167.4	10:02:31.026
3	1:59.702	47.367	32.578	39.757	185.5	10:04:34.887	3	1:56.484	45.013	31.807	39.664	183.6	10:04:27.510
4	1:52.453	42.557	31.111	38.785	187.1	10:06:27.340	4	1:51.499	42.521	30.608	38.370	190.8	10:06:19.009
5	1:50.743	42.006	30.438	38.299	190.8	10:08:18.083	5	1:57.994	47.286	31.119	39.589	186.8	10:08:17.003
6	1:50.549	42.004	30.369	38.176	191.4	10:10:08.632	6	1:50.782	42.024	30.499	38.259	191.4	10:10:07.785
7	2:06.934	45.762	33.041	48.131	161.6	10:12:15.566	7	2:05.503	51.316	35.049	39.138	120.5	10:12:13.288
8	2:03.448	42.183	35.739	45.526	189.8	10:14:19.014	8	1:50.727	42.125	30.370	38.232	191.8	10:14:04.015
9	2:05.052	43.209	37.609	44.234	140.2	10:16:24.066	9	1:50.756	41.949	30.452	38.355	192.1	10:15:54.771
10	1:51.020	42.184	30.548	38.288	189.8	10:18:15.086	10	1:50.388	41.890	30.354	38.144	191.4	10:17:45.159
11	2:08.120	44.496	41.556	42.068	142.1	10:20:23.206	11	1:50.555	41.873	30.418	38.264	192.1	10:19:35.714
12	1:50.873	42.245	30.444	38.184	191.1	10:22:14.079	12	2:01.802	49.254	33.169	39.379	185.8	10:21:37.516
13	1:50.394	41.957	30.365	38.072	191.8	10:24:04.473	13	1:50.873	42.023	30.436	38.414	191.4	10:23:28.389
14		47.635	39.792		137.5		14		46.451	33.634		190.4	

18

Matéo Herrero

23

Caio Collet

Lap D	Time	Sector 1	Sector 2	Sector 3	T. Spd	Elapsed	Lap D	Time	Sector 1	Sector 2	Sector 3	T. Spd	Elapsed
1	10:00:20.136 P			10:00:20.136		10:00:20.136	1	10:00:06.866 P			10:00:06.866		10:00:06.866
2	2:10.128	53.720	34.736	41.672	165.6	10:02:30.264	2	2:05.486	50.664	33.246	41.576	182.1	10:02:12.352
3	1:55.894	45.139	31.923	38.832	184.3	10:04:26.158	3	1:53.149	43.415	31.307	38.427	185.8	10:04:05.501
4	1:51.988	42.522	31.002	38.464	188.8	10:06:18.146	4	1:50.304	41.886	30.271	38.147	190.8	10:05:55.805
5	1:51.354	42.265	30.571	38.518	189.4	10:08:09.500	5	1:49.907	41.707	30.071	38.129	191.1	10:07:45.712
6	1:50.991	42.166	30.437	38.388	190.4	10:10:00.491	6	1:49.641	41.560	30.025	38.056	191.4	10:09:35.353
7	1:50.922	42.122	30.389	38.411	190.4	10:11:51.413	7	1:49.731	41.602	30.063	38.066	192.1	10:11:25.084
8	1:51.021	42.303	30.513	38.205	189.8	10:13:42.434	8	1:49.412	41.578	29.969	37.865	192.1	10:13:14.496
9	1:50.932	42.061	30.276	38.595	191.1	10:15:33.366	9	2:06.475	46.276	39.994	40.205	115.7	10:15:20.971
10	1:50.627	42.059	30.436	38.132	191.8	10:17:23.993	10	1:58.804	45.202	33.641	39.961	152.3	10:17:19.775
11	1:50.656	42.068	30.320	38.268	191.1	10:19:14.649	11		41.843	32.304		190.1	
12	1:50.947	42.046	30.462	38.439	191.8	10:21:05.596							
13	2:42.748 P	48.782	38.597	1:15.369	130.5	10:23:48.344							
14	2:27.588	1:06.532	40.857	40.199	122.5	10:26:15.932							
15		49.592	36.799		176.1								

21

Théo Pourchaire

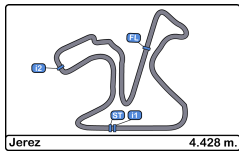
Junior

27

Ugo De Wilde

Lap D	Time	Sector 1	Sector 2	Sector 3	T. Spd	Elapsed	Lap D	Time	Sector 1	Sector 2	Sector 3	T. Spd	Elapsed
1	10:05:14.589 P			10:05:14.589		10:05:14.589	1	10:00:11.494 P			10:00:11.494		10:00:11.494
2	2:08.227	51.397	36.338	40.492	151.0	10:07:22.816	2	2:09.300	50.758	33.104	45.438	163.8	10:02:20.794
3	1:55.574	43.745	33.083	38.746	167.7	10:09:18.390	3	1:53.198	43.247	31.188	38.763	189.8	10:04:13.992
4	1:51.292	42.426	30.456	38.410	189.4	10:11:09.682	4	1:55.527	42.332	30.738	42.457	189.1	10:06:09.519
5	1:50.650	42.103	30.311	38.236	190.1	10:13:00.332	5	1:50.704	42.064	30.340	38.300	191.8	10:08:00.223
6	1:50.350	41.983	30.131	38.236	190.8	10:14:50.682	6	1:50.395	41.946	30.241	38.208	191.8	10:09:50.618
7	1:50.231	41.918	30.182	38.131	191.1	10:16:40.913	7	1:53.527	44.995	30.288	38.244	192.1	10:11:44.145
8	1:50.553	42.006	30.305	38.242	190.4	10:18:31.466	8	1:50.426	41.971	30.139	38.316	192.1	10:13:34.571
9	1:50.379	41.887	30.277	38.215	191.4	10:20:21.845	9	1:59.966	47.577	34.015	38.374	135.0	10:15:34.537
10	1:50.169	41.812	30.164	38.193	191.8	10:22:12.014	10	1:50.414	41.984	30.175	38.255	192.5	10:17:24.951
11	1:50.019	41.803	30.072	38.144	191.8	10:24:02.033	11	1:50.326	41.996	30.127	38.203	192.8	10:19:15.277
12	1:50.295	41.844	30.182	38.269	191.1	10:25:52.328	12	2:09.189	41.852	43.438	43.899	194.2	10:21:24.466
13		49.652	35.974		158.1		13	1:50.578	41.974	30.129	38.475	192.5	10:23:15.044
							14	1:50.250	41.919	30.139	38.192	192.1	10:25:05.294
							15		1:14.628	45.241		114.6	





Circuito de Jerez
Championnat de France F4
Qualifying
Lap Analysis



28

Alessandro Ghiretti

51

Shihab Al Habsi

Junior

Lap D	Time	Sector 1	Sector 2	Sector 3	T. Spd	Elapsed	Lap D	Time	Sector 1	Sector 2	Sector 3	T. Spd	Elapsed
1	10:00:46.846	P		10:00:46.846		10:00:46.846	1	10:00:27.298	P		10:00:27.298		10:00:27.298
2	2:08.111	52.462	33.360	42.289	119.8	10:02:54.957	2	2:05.614	52.625	33.089	39.900	181.2	10:02:32.912
3	1:51.128	42.475	30.417	38.236	188.4	10:04:46.085	3	1:54.982	44.887	31.303	38.792	188.4	10:04:27.894
4	1:50.576	42.061	30.323	38.192	190.8	10:06:36.661	4	1:51.801	42.623	30.763	38.415	191.4	10:06:19.695
5	1:50.302	41.903	30.231	38.168	190.8	10:08:26.963	5	1:51.961	42.545	30.778	38.638	191.4	10:08:11.656
6	1:50.154	41.863	30.167	38.124	191.8	10:10:17.117	6	1:51.465	42.378	30.555	38.532	190.8	10:10:03.121
7	2:02.908	41.794	30.149	50.965	192.5	10:12:20.025	7	1:51.089	42.105	30.551	38.433	191.1	10:11:54.210
8	1:49.931	41.794	30.151	37.986	191.4	10:14:09.956	8	1:51.217	42.111	30.476	38.630	191.4	10:13:45.427
9	1:50.323	41.850	30.158	38.315	192.1	10:16:00.279	9	2:19.748	46.433	38.913	54.402	188.8	10:16:05.175
10	2:08.514	47.357	41.004	40.153	96.1	10:18:08.793	10	1:51.253	42.363	30.525	38.365	191.8	10:17:56.428
11	1:50.299	42.012	30.277	38.010	191.1	10:19:59.092	11	1:50.904	42.044	30.387	38.473	191.4	10:19:47.332
12	1:50.247	41.936	30.227	38.084	192.1	10:21:49.339	12	1:51.186	42.194	30.434	38.558	190.4	10:21:38.518
13		47.705	35.709		186.8		13	1:59.856	49.799	31.579	38.478	160.7	10:23:38.374
30		Esteban Muth					14	1:58.746	41.997	34.714	42.035	191.8	10:25:37.120
							15		52.200	35.381		183.3	

30

Esteban Muth

87

O'Neill Muth

Junior

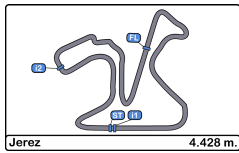
Lap D	Time	Sector 1	Sector 2	Sector 3	T. Spd	Elapsed	Lap D	Time	Sector 1	Sector 2	Sector 3	T. Spd	Elapsed	
1	10:05:08.948	P		10:05:08.948		10:05:08.948	1	10:04:32.328	P		10:04:32.328		10:04:32.328	
2	2:04.869	49.543	33.699	41.627	180.0	10:07:13.817	2	2:08.676	56.565	32.142	39.969	167.1	10:06:41.004	
3	1:55.817	43.235	31.787	40.795	185.5	10:09:09.634	3	1:51.624	42.553	30.666	38.405	187.8	10:08:32.628	
4	1:50.715	42.026	30.461	38.228	189.4	10:11:00.349	4	1:50.855	42.175	30.517	38.163	189.4	10:10:23.483	
5	1:50.345	41.807	30.221	38.317	190.8	10:12:50.694	5	1:50.592	41.961	30.503	38.128	191.1	10:12:14.075	
6	1:50.282	41.803	30.339	38.140	191.1	10:14:40.976	6	1:50.607	42.007	30.285	38.315	192.8	10:14:04.682	
7	1:50.181	41.829	30.190	38.162	190.4	10:16:31.157	7	3:05.645	P	47.065	33.459	1:45.121	141.1	10:17:10.327
8	1:50.026	41.756	30.117	38.153	190.4	10:18:21.183	8	2:03.705	51.343	33.557	38.805	132.3	10:19:14.032	
9	1:50.053	41.670	30.047	38.336	191.8	10:20:11.236	9	1:50.836	42.150	30.409	38.277	191.1	10:21:04.868	
10	1:50.079	41.783	30.070	38.226	191.8	10:22:01.315	10		45.272	34.257		183.6		
11	2:12.015	48.775	40.134	43.106	161.9	10:24:13.330								
12	1:50.328	41.959	30.174	38.195	191.4	10:26:03.658								
13		46.416	33.900		188.4									

31

Ulysse De Pauw

Lap D	Time	Sector 1	Sector 2	Sector 3	T. Spd	Elapsed
1	10:01:46.437	P		10:01:46.437		10:01:46.437
2	2:06.507	51.377	34.147	40.983	152.3	10:03:52.944
3	1:53.611	44.218	31.104	38.289	187.5	10:05:46.555
4	1:50.371	41.939	30.311	38.121	190.4	10:07:36.926
5	1:50.366	41.958	30.279	38.129	191.1	10:09:27.292
6	1:50.151	41.827	30.240	38.084	191.1	10:11:17.443
7	2:06.619	50.014	32.204	44.401	167.9	10:13:24.062
8	1:50.529	42.003	30.295	38.231	191.8	10:15:14.591
9	1:50.400	41.967	30.249	38.184	191.1	10:17:04.991
10	1:50.527	42.102	30.250	38.175	190.8	10:18:55.518
11	2:31.494	1:00.772	46.470	44.252	107.3	10:21:27.012
12	1:50.703	42.117	30.364	38.222	190.4	10:23:17.715
13		47.644	33.558		181.8	



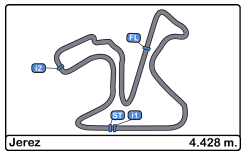


Circuito de Jerez
Championnat de France F4
Qualifying
Best Sectors Results



Sector - 1			Sector - 2			Sector - 3			Ideal Lap vs Best Lap						
Clas	Nº	Driver	Time	Nº	Driver	Time	Nº	Driver	Time	Clas	Nº	Driver	Ideal Lap	Best Lap	Clas
1	23	Caio Collet	41.560	23	Caio Collet	29.969	23	Caio Collet	37.865	1	23	Caio Collet	1:49.394	1:49.412	1
2	30	Esteban Muth	41.670	30	Esteban Muth	30.047	28	Alessandro Ghiretti	37.986	2	5	Adam Eteki	1:49.855	1:49.928	2
3	5	Adam Eteki	41.701	21	Théo Pourchaire	30.072	10	Reshad De Gerus	37.997	3	30	Esteban Muth	1:49.857	1:50.079	7
4	7	Arthur Leclerc	41.770	5	Adam Eteki	30.102	5	Adam Eteki	38.052	4	10	Reshad De Gerus	1:49.900	1:50.070	6
5	10	Reshad De Gerus	41.794	7	Arthur Leclerc	30.102	7	Arthur Leclerc	38.071	5	28	Alessandro Ghiretti	1:49.929	1:49.931	3
6	28	Alessandro Ghiretti	41.794	10	Reshad De Gerus	30.109	16	Sacha Lehmann	38.072	6	7	Arthur Leclerc	1:49.943	1:50.024	5
7	11	Pierre-Louis Chovet	41.802	27	Ugo De Wilde	30.127	31	Ulysse De Pauw	38.084	7	21	Théo Pourchaire	1:50.006	1:50.019	4
8	21	Théo Pourchaire	41.803	28	Alessandro Ghiretti	30.149	87	O'Neill Muth	38.128	8	31	Ulysse De Pauw	1:50.151	1:50.151	8
9	31	Ulysse De Pauw	41.827	31	Ulysse De Pauw	30.240	21	Théo Pourchaire	38.131	9	27	Ugo De Wilde	1:50.171	1:50.250	9
10	27	Ugo De Wilde	41.852	11	Pierre-Louis Chovet	30.269	11	Pierre-Louis Chovet	38.131	10	11	Pierre-Louis Chovet	1:50.202	1:50.288	10
11	22	Théo Nouet	41.873	18	Matéo Herrero	30.276	18	Matéo Herrero	38.132	11	22	Théo Nouet	1:50.371	1:50.388	11
12	16	Sacha Lehmann	41.957	87	O'Neill Muth	30.285	30	Esteban Muth	38.140	12	87	O'Neill Muth	1:50.374	1:50.592	13
13	87	O'Neill Muth	41.961	4	Baptiste Moulin	30.340	22	Théo Nouet	38.144	13	16	Sacha Lehmann	1:50.394	1:50.549	12
14	51	Shihab Al Habsi	41.997	22	Théo Nouet	30.354	4	Baptiste Moulin	38.176	14	18	Matéo Herrero	1:50.454	1:50.627	14
15	18	Matéo Herrero	42.046	16	Sacha Lehmann	30.365	27	Ugo De Wilde	38.192	15	4	Baptiste Moulin	1:50.641	1:50.846	15
16	4	Baptiste Moulin	42.125	51	Shihab Al Habsi	30.387	51	Shihab Al Habsi	38.365	16	51	Shihab Al Habsi	1:50.749	1:51.089	16
17	1	Baptiste Berthelot	42.391	1	Baptiste Berthelot	30.748	1	Baptiste Berthelot	38.447	17	1	Baptiste Berthelot	1:51.586	1:51.985	17

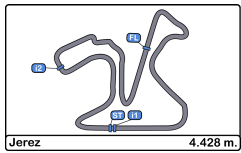




Circuito de Jerez
Championnat de France F4
Qualifying
Best 5 Lap Times



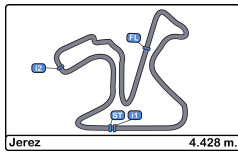
Cls	N°	Driver	Nat	Team	Class	Best 1		Best 2		Best 3		Best 4		Best 5	
						Time	Lap	Time	Lap	Time	Lap	Time	Lap	Time	Lap
1	23	Caio Collet	BRA			1:49.412	8	1:49.641	6	1:49.907	5	1:50.304	4	1:53.149	3
2	5	Adam Eteki	FRA			1:49.928	12	1:49.987	9	1:50.104	8	1:50.252	6	1:50.264	7
3	28	Alessandro Ghiretti	FRA			1:49.931	8	1:50.154	6	1:50.247	12	1:50.302	5	1:50.323	9
4	21	Théo Pourchaire	FRA		Junior	1:50.019	11	1:50.231	7	1:50.295	12	1:50.350	6	1:50.553	8
5	7	Arthur Leclerc	MCO			1:50.024	8	1:50.039	6	1:50.095	9	1:50.196	12	1:50.346	7
6	10	Reshad De Gerus	FRA		Junior	1:50.070	5	1:50.144	11	1:50.286	6	1:50.318	8	1:50.356	7
7	30	Esteban Muth	DEU			1:50.079	10	1:50.181	7	1:50.345	5	1:50.715	4	1:55.817	3
8	31	Ulysse De Pauw	BEL			1:50.151	6	1:50.366	5	1:50.371	4	1:50.400	9	1:50.527	10
9	27	Ugo De Wilde	BEL			1:50.250	14	1:50.326	11	1:50.395	6	1:50.414	10	1:50.426	8
10	11	Pierre-Louis Chovet	FRA			1:50.288	6	1:50.315	7	1:50.366	12	1:50.412	8	1:50.424	5
11	22	Théo Nouet	FRA			1:50.388	10	1:50.555	11	1:50.727	8	1:50.756	9	1:50.782	6
12	16	Sacha Lehmann	FRA			1:50.549	6	1:50.743	5	1:50.873	12	1:51.020	10	1:52.453	4
13	87	O'Neill Muth	DEU		Junior	1:50.592	5	1:50.836	9	1:50.855	4	1:51.624	3	2:03.705	8
14	18	Matéo Herrero	FRA			1:50.627	10	1:50.922	7	1:50.947	12	1:50.991	6	1:51.021	8
15	4	Baptiste Moulin	BEL			1:50.846	7	1:50.991	14	1:51.042	12	1:51.068	8	1:51.122	11
16	51	Shihab Al Habsi	OMN		Junior	1:51.089	7	1:51.186	12	1:51.253	10	1:51.961	5	1:54.982	3
17	1	Baptiste Berthelot	FRA			1:51.985	13	1:51.993	5	1:52.102	11	1:52.118	8	1:52.143	4



Circuito de Jerez
Championnat de France F4
Qualifying
Best 5 Top Speeds



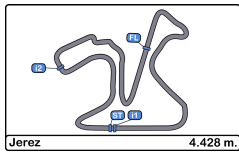
Cls	N°	Driver	Nat	Team	Class	Top 1		Top 2		Top 3		Top 4		Top 5		Avg
						Km/h	Lap	Km/h	Lap	Km/h	Lap	Km/h	Lap	Km/h	Lap	
1	27	Ugo De Wilde	BEL			194.2	12	192.8	11	192.5	10	192.5	13	192.1	7	192.8
2	87	O'Neill Muth	DEU		Junior	192.8	6	191.1	5	191.1	9	189.4	4	187.8	3	190.4
3	4	Baptiste Moulin	BEL			192.5	11	192.5	12	192.1	8	191.8	6	191.8	14	192.1
4	5	Adam Eteki	FRA			192.5	12	192.1	6	192.1	13	191.8	8	191.8	9	192.1
5	7	Arthur Leclerc	MCO			192.5	8	192.1	7	191.8	6	191.8	9	191.8	11	192.0
6	10	Reshad De Gerus	FRA		Junior	192.5	11	192.1	12	191.8	10	191.4	5	191.4	7	191.8
7	28	Alessandro Ghiretti	FRA			192.5	7	192.1	9	192.1	12	191.8	6	191.4	8	192.0
8	11	Pierre-Louis Chovet	FRA			192.1	5	192.1	6	191.8	10	191.4	4	191.4	8	191.8
9	22	Théo Nouet	FRA			192.1	9	192.1	11	191.8	8	191.4	6	191.4	10	191.8
10	23	Caio Collet	BRA			192.1	7	192.1	8	191.4	6	191.1	5	190.8	4	191.5
11	16	Sacha Lehmann	FRA			191.8	13	191.4	6	191.1	12	190.8	5	189.8	8	191.0
12	18	Matéo Herrero	FRA			191.8	10	191.8	12	191.1	9	191.1	11	190.4	6	191.2
13	21	Théo Pourchaire	FRA		Junior	191.8	10	191.8	11	191.4	9	191.1	7	191.1	12	191.4
14	30	Esteban Muth	DEU			191.8	9	191.8	10	191.4	12	191.1	6	190.8	5	191.4
15	31	Ulysse De Pauw	BEL			191.8	8	191.1	5	191.1	6	191.1	9	190.8	10	191.2
16	51	Shihab Al Habsi	OMN		Junior	191.8	10	191.8	14	191.4	4	191.4	5	191.4	8	191.6
17	1	Baptiste Berthelot	FRA			191.4	14	191.1	6	190.8	4	190.8	5	190.8	8	191.0



Circuito de Jerez
Championnat de France F4
Qualifying
Fastest Laps Sequence



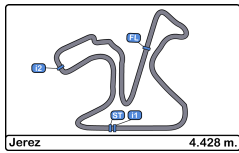
Lap	Time of Day	Session Time	N°	Driver	Nat	Team	Class	Time	Km/h
2	10:02:12.352	2:12.352	23	Caio Collet	BRA			2:05.486	127.0
2	10:02:12.759	2:12.759	7	Arthur Leclerc	MCO			2:04.916	127.6
2	10:02:43.799	2:43.799	1	Baptiste Berthelot	FRA			2:04.168	128.3
3	10:04:05.501	4:05.501	23	Caio Collet	BRA			1:53.149	140.8
3	10:04:09.417	4:09.417	5	Adam Eteki	FRA			1:52.310	141.9
4	10:05:55.805	5:55.805	23	Caio Collet	BRA			1:50.304	144.5
5	10:07:45.712	7:45.712	23	Caio Collet	BRA			1:49.907	145.0
6	10:09:35.353	9:35.353	23	Caio Collet	BRA			1:49.641	145.3
8	10:13:14.496	13:14.496	23	Caio Collet	BRA			1:49.412	145.6



Circuito de Jerez
Championnat de France F4
Qualifying
Event Best Maximum Speed



N°	Driver	Nat	Team	Class	Km/h	Session
27	Ugo De Wilde	BEL			194.2	Qualifying
30	Esteban Muth	DEU			192.8	Private Test - 1
87	O'Neill Muth	DEU		Junior	192.8	Qualifying
28	Alessandro Ghiretti	FRA			192.5	Qualifying
7	Arthur Leclerc	MCO			192.5	Qualifying
10	Reshad De Gerus	FRA		Junior	192.5	Qualifying
4	Baptiste Moulin	BEL			192.5	Qualifying
5	Adam Eteki	FRA			192.5	Qualifying
22	Théo Nouet	FRA			192.1	Private Test - 1
31	Ulysse De Pauw	BEL			192.1	Private Test - 1
16	Sacha Lehmann	FRA			192.1	Private Test - 1
11	Pierre-Louis Chovet	FRA			192.1	Qualifying
23	Caio Collet	BRA			192.1	Qualifying
18	Matéo Herrero	FRA			191.8	Qualifying
51	Shihab Al Habsi	OMN		Junior	191.8	Qualifying
21	Théo Pourchaire	FRA		Junior	191.8	Qualifying
1	Baptiste Berthelot	FRA			191.4	Qualifying



Circuito de Jerez
Championnat de France F4
Qualifying
Pit Stop Analysis



Jerez 4.428 m.

18

Matéo Herrero

FRA

Nr.	In Day Time	In Time	Out Time	Pit Time	T. Pit Time	Handicap	Penalty
1	10:23:05.691	10:23:05.691	10:23:48.344	42.653	42.653		

87

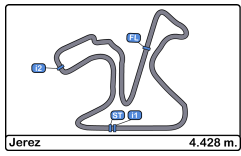
O'Neill Muth

Junior

DEU

Nr.	In Day Time	In Time	Out Time	Pit Time	T. Pit Time	Handicap	Penalty
1	10:15:59.779	10:15:59.779	10:17:10.327	1:10.548	1:10.548		

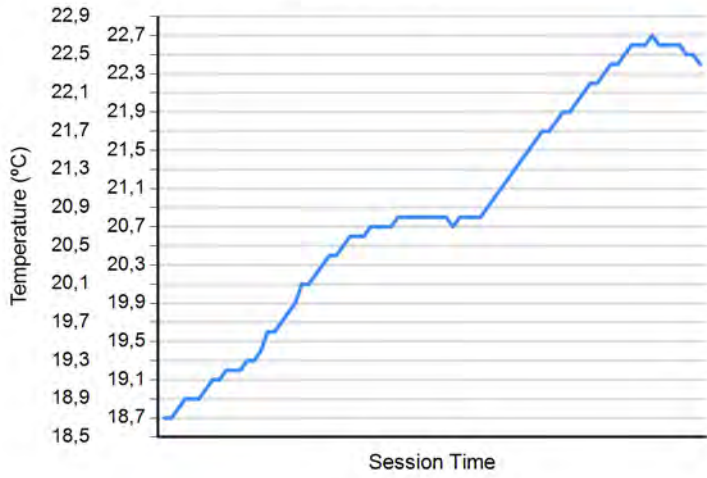




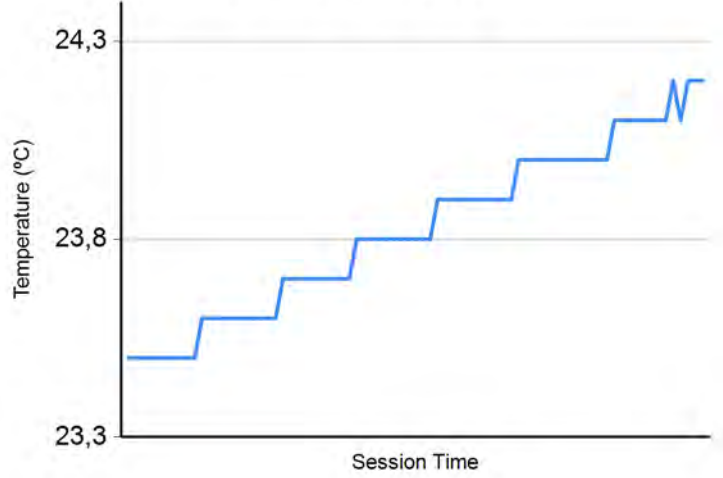
Circuito de Jerez
Championnat de France F4
Qualifying
Weather Report



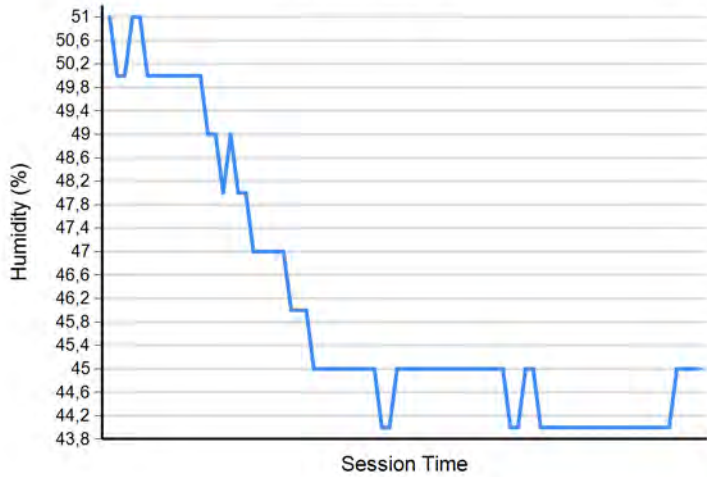
Air Temperature



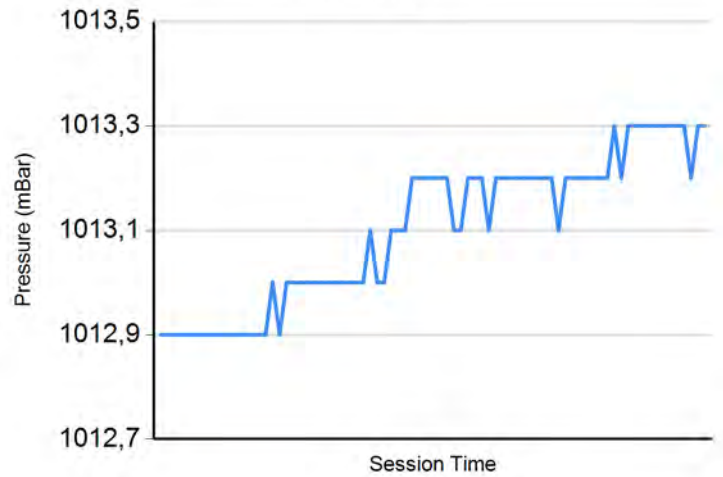
Track Temperature



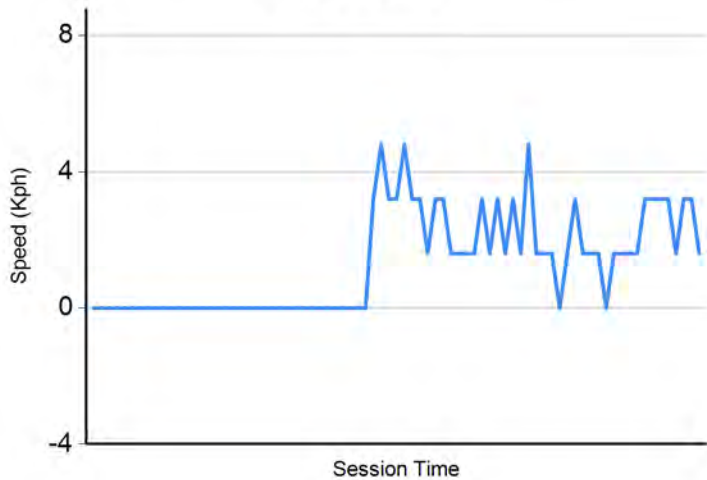
Humidity



Pressure

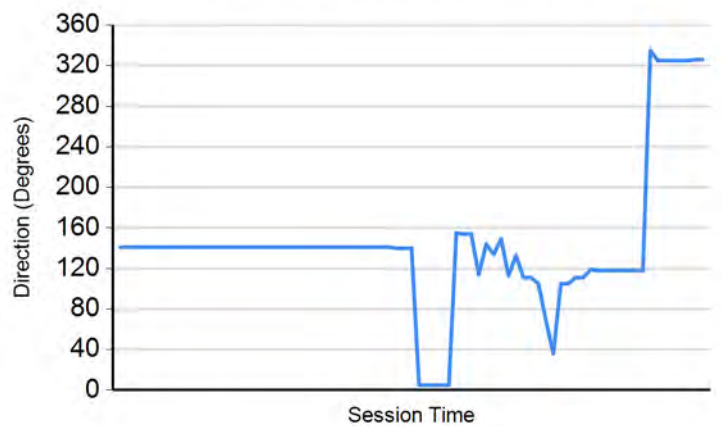


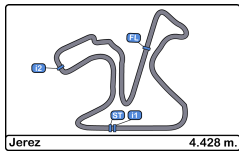
Wind Speed



Wind direction

North = 0°/360° Est = 90° South = 180° West = 270°

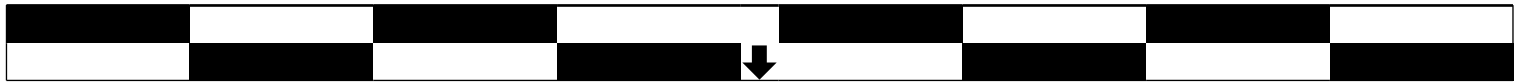




Circuito de Jerez
Championnat de France F4
Race - 1
Starting Grid



17	1	Baptiste Berthelot	1:51.985	.9.	1:51.089	Shihab Al Habsi	51	16
15	4	Baptiste Moulin	1:50.846	.8.	1:50.627	Matéo Herrero	18	14
13	87	O'Neill Muth	1:50.592	.7.	1:50.549	Sacha Lehmann	16	12
11	22	Théo Nouet	1:50.388	.6.	1:50.288	Pierre-Louis Chovet	11	10
9	27	Ugo De Wilde	1:50.250	.5.	1:50.151	Ulysse De Pauw	31	8
7	30	Esteban Muth	1:50.079	.4.	1:50.070	Reshad De Gerus	10	6
5	7	Arthur Leclerc	1:50.024	.3.	1:50.019	Théo Pourchaire	21	4
3	28	Alessandro Ghiretti	1:49.931	.2.	1:49.928	Adam Eteki	5	2
1	23	Caio Collet	1:49.412	.1.				



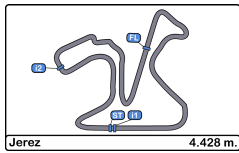
Pole

Published at:.....

Stewards:

Timekeeper:





Circuito de Jerez
Championnat de France F4
Race - 1
Provisional Results



Cls	N°	Driver	Nat	Team	Class	Cls	Laps	Total Time	Gap	Interval	Km/h	Best	Time	Km/h
1	23	Caio Collet	BRA				12	22:25.876			142.1	2	1:51.288	143.2
2	7	Arthur Leclerc	MCO				12	22:31.626	5.750	5.750	141.5	5	1:51.393	143.1
3	28	Alessandro Ghiretti	FRA				12	22:32.101	6.225	0.475	141.4	3	1:51.570	142.8
4	21	Théo Pourchaire	FRA		Junior	1	12	22:34.333	8.457	2.232	141.2	4	1:51.612	142.8
5	10	Reshad De Gerus	FRA		Junior	2	12	22:35.618	9.742	1.285	141.1	7	1:51.890	142.4
6	31	Ulysse De Pauw	BEL				12	22:36.610	10.734	0.992	141.0	7	1:51.985	142.3
7	30	Esteban Muth	DEU				12	22:37.549	11.673	0.939	140.9	7	1:52.064	142.2
8	27	Ugo De Wilde	BEL				12	22:38.069	12.193	0.520	140.8	3	1:52.063	142.2
9	11	Pierre-Louis Chovet	FRA				12	22:38.820	12.944	0.751	140.7	4	1:51.972	142.3
10	87	O'Neill Muth	DEU		Junior	3	12	22:39.361	13.485	0.541	140.7	5	1:52.114	142.1
11	22	Théo Nouet	FRA				12	22:41.937	16.061	2.576	140.4	8	1:52.288	141.9
12	4	Baptiste Moulin	BEL				12	22:42.517	16.641	0.580	140.3	4	1:52.276	141.9
13	16	Sacha Lehmann	FRA				12	22:45.553	19.677	3.036	140.0	9	1:52.508	141.6
14	18	Matéo Herrero	FRA				12	22:46.291	20.415	0.738	140.0	6	1:52.250	142.0
15	51	Shihab Al Habsi	OMN		Junior	4	12	22:49.455	23.579	3.164	139.6	6	1:52.302	141.9
16	1	Baptiste Berthelot	FRA				12	22:56.298	30.422	6.843	138.9	4	1:52.797	141.3
17	5	Adam Eteki	FRA				11	20:37.426	1 Lap	1 Lap	141.7	6	1:51.604	142.8

Fastest lap Caio Collet in 1:51.288 at 143.2 Km/h in lap 2

Published at:.....

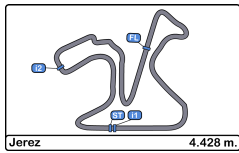
Track Temp: **39.5 °C** Air Temp: **31.4 °C** Humidity: **32 %** Track Status: **DRY**

Stewards:

Race Director:

Timekeeper:





Circuito de Jerez
Championnat de France F4
Race - 1
Provisional Results by Class



Cla	N°	Driver	Nat	Team	Class	Cls	Laps	Total Time	Gap	Interval	Km/h	Best	Time	Km/h
1	23	Caio Collet	BRA				12	22:25.876			142.1	2	1:51.288	143.2
2	7	Arthur Leclerc	MCO				12	22:31.626	5.750	5.750	141.5	5	1:51.393	143.1
3	28	Alessandro Ghiretti	FRA				12	22:32.101	6.225	0.475	141.4	3	1:51.570	142.8
4	31	Ulysse De Pauw	BEL				12	22:36.610	10.734	4.509	141.0	7	1:51.985	142.3
5	30	Esteban Muth	DEU				12	22:37.549	11.673	0.939	140.9	7	1:52.064	142.2
6	27	Ugo De Wilde	BEL				12	22:38.069	12.193	0.520	140.8	3	1:52.063	142.2
7	11	Pierre-Louis Chovet	FRA				12	22:38.820	12.944	0.751	140.7	4	1:51.972	142.3
8	22	Théo Nouet	FRA				12	22:41.937	16.061	3.117	140.4	8	1:52.288	141.9
9	4	Baptiste Moulin	BEL				12	22:42.517	16.641	0.580	140.3	4	1:52.276	141.9
10	16	Sacha Lehmann	FRA				12	22:45.553	19.677	3.036	140.0	9	1:52.508	141.6
11	18	Matéo Herrero	FRA				12	22:46.291	20.415	0.738	140.0	6	1:52.250	142.0
12	1	Baptiste Berthelot	FRA				12	22:56.298	30.422	10.007	138.9	4	1:52.797	141.3
13	5	Adam Eteki	FRA				11	20:37.426	1 Lap	1 Lap	141.7	6	1:51.604	142.8

Published at:.....

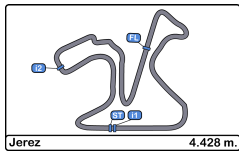
Track Temp: **39.5 °C** Air Temp: **31.4 °C** Humidity: **32 %** Track Status: **DRY**

Stewards:

Race Director:

Timekeeper:





Circuito de Jerez
Championnat de France F4
Race - 1
Provisional Results by Class



Cla	N°	Driver	Nat	Team	Class	Cls	Laps	Total Time	Gap	Interval	Km/h	Best	Time	Km/h
Junior														
1	21	Théo Pourchaire	FRA		Junior	1	12	22:34.333			141.2	4	1:51.612	142.8
2	10	Reshad De Gerus	FRA		Junior	2	12	22:35.618	9.742	1.285	141.1	7	1:51.890	142.4
3	87	O'Neill Muth	DEU		Junior	3	12	22:39.361	13.485	3.743	140.7	5	1:52.114	142.1
4	51	Shihab Al Habsi	OMN		Junior	4	12	22:49.455	23.579	10.094	139.6	6	1:52.302	141.9

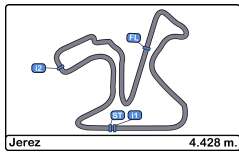
Fastest lap Caio Collet in 1:51.288 at 143.2 Km/h in lap 2

Published at:.....

Track Temp: **39.5 °C** Air Temp: **31.4 °C** Humidity: **32 %** Track Status: **DRY**

Stewards:	Race Director:	Timekeeper:
------------------	-----------------------	------------------------



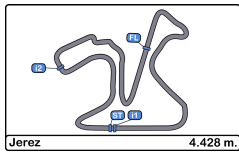


Circuito de Jerez
Championnat de France F4
Race - 1



Provisional Classification by Driver Fastest Lap

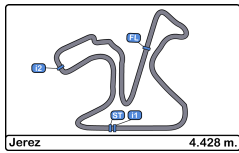
Cls	N°	Driver	Team	Class	Cls	Laps	Best	Time	Gap	Interval	Km/h
1	23	Caio Collet	BRA			12	2	1:51.288			143.2
2	7	Arthur Leclerc	MCO			12	5	1:51.393	0.105	0.105	143.1
3	28	Alessandro Ghiretti	FRA			12	3	1:51.570	0.282	0.177	142.8
4	5	Adam Eteki	FRA			11	6	1:51.604	0.316	0.034	142.8
5	21	Théo Pourchaire	FRA	Junior	1	12	4	1:51.612	0.324	0.008	142.8
6	10	Reshad De Gerus	FRA	Junior	2	12	7	1:51.890	0.602	0.278	142.4
7	11	Pierre-Louis Chovet	FRA			12	4	1:51.972	0.684	0.082	142.3
8	31	Ulysse De Pauw	BEL			12	7	1:51.985	0.697	0.013	142.3
9	27	Ugo De Wilde	BEL			12	3	1:52.063	0.775	0.078	142.2
10	30	Esteban Muth	DEU			12	7	1:52.064	0.776	0.001	142.2
11	87	O'Neill Muth	DEU	Junior	3	12	5	1:52.114	0.826	0.050	142.1
12	18	Matéo Herrero	FRA			12	6	1:52.250	0.962	0.136	142.0
13	4	Baptiste Moulin	BEL			12	4	1:52.276	0.988	0.026	141.9
14	22	Théo Nouet	FRA			12	8	1:52.288	1.000	0.012	141.9
15	51	Shihab Al Habsi	OMN	Junior	4	12	6	1:52.302	1.014	0.014	141.9
16	16	Sacha Lehmann	FRA			12	9	1:52.508	1.220	0.206	141.6
17	1	Baptiste Berthelot	FRA			12	4	1:52.797	1.509	0.289	141.3



Circuito de Jerez
Championnat de France F4
Race - 1
Distance and Speed Average



Cls	Nº	Driver	Nat	Team	Class	Cls	Laps	Distance	Total Time	Km/h
1	23	Caio Collet	BRA				12	53.13	22:25.876	142.1
2	7	Arthur Leclerc	MCO				12	53.13	22:31.626	141.5
3	28	Alessandro Ghiretti	FRA				12	53.13	22:32.101	141.4
4	21	Théo Pourchaire	FRA		Junior	1	12	53.13	22:34.333	141.2
5	10	Reshad De Gerus	FRA		Junior	2	12	53.13	22:35.618	141.1
6	31	Ulysse De Pauw	BEL				12	53.13	22:36.610	141.0
7	30	Esteban Muth	DEU				12	53.13	22:37.549	140.9
8	27	Ugo De Wilde	BEL				12	53.13	22:38.069	140.8
9	11	Pierre-Louis Chovet	FRA				12	53.13	22:38.820	140.7
10	87	O'Neill Muth	DEU		Junior	3	12	53.13	22:39.361	140.7
11	22	Théo Nouet	FRA				12	53.13	22:41.937	140.4
12	4	Baptiste Moulin	BEL				12	53.13	22:42.517	140.3
13	16	Sacha Lehmann	FRA				12	53.13	22:45.553	140.0
14	18	Matéo Herrero	FRA				12	53.13	22:46.291	140.0
15	51	Shihab Al Habsi	OMN		Junior	4	12	53.13	22:49.455	139.6
16	1	Baptiste Berthelot	FRA				12	53.13	22:56.298	138.9
17	5	Adam Eteki	FRA				11	48.70	20:37.426	141.7



Circuito de Jerez
Championnat de France F4
Race - 1
Lap Analysis



1 Baptiste Berthelot

7 Arthur Leclerc

Lap D	Time	Sector 1	Sector 2	Sector 3	T. Spd	Elapsed	Lap D	Time	Sector 1	Sector 2	Sector 3	T. Spd	Elapsed
1	2:05.248	54.504	31.323	39.421	190.1	2:05.248	1	2:00.419	50.726	30.926	38.767	190.1	2:00.419
2	1:53.503	42.857	31.454	39.192	192.1	3:58.751	2	1:51.577	42.459	30.602	38.516	189.1	3:51.996
3	1:54.118	42.883	31.804	39.431	190.4	5:52.869	3	1:51.827	42.270	30.824	38.733	190.4	5:43.823
4	1:52.797	42.791	31.105	38.901	190.1	7:45.666	4	1:51.497	42.293	30.615	38.589	190.4	7:35.320
5	1:54.703	42.742	31.657	40.304	189.4	9:40.369	5	1:51.393	42.305	30.507	38.581	190.1	9:26.713
6	1:53.685	43.092	31.358	39.235	188.8	11:34.054	6	1:51.982	42.455	30.751	38.776	190.4	11:18.695
7	1:53.228	42.953	31.034	39.241	190.1	13:27.282	7	1:51.830	42.380	30.729	38.721	190.1	13:10.525
8	1:53.599	42.976	31.383	39.240	189.8	15:20.881	8	1:52.060	42.543	30.746	38.771	190.8	15:02.585
9	1:53.970	43.039	31.096	39.835	190.1	17:14.851	9	1:51.933	42.467	30.689	38.777	190.4	16:54.518
10	1:53.974	43.225	31.362	39.387	189.1	19:08.825	10	1:52.338	42.676	30.686	38.976	190.4	18:46.856
11	1:53.943	43.179	31.269	39.495	189.8	21:02.768	11	1:52.212	42.481	30.741	38.990	190.4	20:39.068
12	1:53.530	43.042	31.285	39.203	189.4	22:56.298	12	1:52.558	42.628	30.940	38.990	189.4	22:31.626

4 Baptiste Moulin

10 Reshad De Gerus Junior

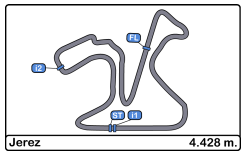
Lap D	Time	Sector 1	Sector 2	Sector 3	T. Spd	Elapsed	Lap D	Time	Sector 1	Sector 2	Sector 3	T. Spd	Elapsed
1	2:04.330	53.792	31.327	39.211	193.2	2:04.330	1	2:01.569	51.118	31.281	39.170	189.1	2:01.569
2	1:53.061	42.774	31.121	39.166	190.4	3:57.391	2	1:52.447	42.765	30.830	38.852	191.4	3:54.016
3	1:52.513	42.560	30.958	38.995	190.4	5:49.904	3	1:52.043	42.661	30.623	38.759	190.1	5:46.059
4	1:52.276	42.521	30.821	38.934	190.8	7:42.180	4	1:52.181	42.678	30.597	38.906	189.8	7:38.240
5	1:52.543	42.646	30.909	38.988	189.8	9:34.723	5	1:51.978	42.513	30.679	38.786	189.8	9:30.218
6	1:52.340	42.612	30.860	38.868	189.8	11:27.063	6	1:52.007	42.515	30.698	38.794	189.4	11:22.225
7	1:52.314	42.582	30.898	38.834	190.1	13:19.377	7	1:51.890	42.619	30.593	38.678	189.1	13:14.115
8	1:52.519	42.598	30.958	38.963	191.1	15:11.896	8	1:51.909	42.476	30.743	38.690	190.8	15:06.024
9	1:52.564	42.594	31.002	38.968	191.1	17:04.460	9	1:52.262	42.669	30.763	38.830	190.8	16:58.286
10	1:52.642	42.748	30.861	39.033	188.8	18:57.102	10	1:52.334	42.740	30.733	38.861	190.1	18:50.620
11	1:52.677	42.701	30.990	38.986	190.1	20:49.779	11	1:52.447	42.635	30.769	39.043	190.4	20:43.067
12	1:52.738	42.816	31.022	38.900	189.4	22:42.517	12	1:52.551	42.700	30.837	39.014	189.1	22:35.618

5 Adam Eteki

11 Pierre-Louis Chovet

Lap D	Time	Sector 1	Sector 2	Sector 3	T. Spd	Elapsed	Lap D	Time	Sector 1	Sector 2	Sector 3	T. Spd	Elapsed
1	1:59.398	50.167	30.620	38.611	188.4	1:59.398	1	2:02.986	52.425	31.330	39.231	186.5	2:02.986
2	1:51.631	42.341	30.679	38.611	190.1	3:51.029	2	1:52.650	42.581	30.868	39.201	191.1	3:55.636
3	1:51.681	42.255	30.632	38.794	190.1	5:42.710	3	1:52.192	42.611	30.701	38.880	190.1	5:47.828
4	1:51.646	42.434	30.643	38.569	189.4	7:34.356	4	1:51.972	42.548	30.720	38.704	190.8	7:39.800
5	1:51.618	42.278	30.558	38.782	190.1	9:25.974	5	1:52.296	42.694	30.721	38.881	190.8	9:32.096
6	1:51.604	42.452	30.581	38.571	189.4	11:17.578	6	1:52.307	42.752	30.719	38.836	191.1	11:24.403
7	1:51.796	42.416	30.497	38.883	189.8	13:09.374	7	1:52.337	42.605	30.837	38.895	190.1	13:16.740
8	1:51.886	42.422	30.756	38.708	190.1	15:01.260	8	1:52.387	42.577	30.971	38.839	190.8	15:09.127
9	1:51.799	42.488	30.617	38.694	190.4	16:53.059	9	1:52.514	42.549	30.752	39.213	191.1	17:01.641
10	1:51.950	42.576	30.654	38.720	189.4	18:45.009	10	1:52.155	42.550	30.677	38.928	190.8	18:53.796
11	1:52.417	42.646	30.790	38.981	189.8	20:37.426	11	1:52.559	42.699	30.868	38.992	190.8	20:46.355
12	42.880	31.161			188.4		12	1:52.465	42.698	30.743	39.024	189.8	22:38.820





Circuito de Jerez
Championnat de France F4
Race - 1
Lap Analysis



16

Sacha Lehmann

22

Théo Nouet

Lap D	Time	Sector 1	Sector 2	Sector 3	T. Spd	Elapsed	Lap D	Time	Sector 1	Sector 2	Sector 3	T. Spd	Elapsed
1	2:04.629	53.696	31.810	39.123	191.1	2:04.629	1	2:03.762	52.790	31.722	39.250	188.8	2:03.762
2	1:53.794	43.256	31.315	39.223	187.8	3:58.423	2	1:52.658	42.627	30.951	39.080	191.4	3:56.420
3	1:52.764	42.791	30.913	39.060	191.4	5:51.187	3	1:52.381	42.628	30.824	38.929	192.1	5:48.801
4	1:52.526	42.447	31.160	38.919	192.1	7:43.713	4	1:52.351	42.647	30.830	38.874	191.4	7:41.152
5	1:52.895	42.612	31.191	39.092	190.4	9:36.608	5	1:52.725	42.678	30.938	39.109	190.4	9:33.877
6	1:52.669	42.694	31.020	38.955	190.4	11:29.277	6	1:52.289	42.626	30.820	38.843	190.1	11:26.166
7	1:52.570	42.731	30.860	38.979	190.1	13:21.847	7	1:52.547	42.651	30.945	38.951	190.1	13:18.713
8	1:52.605	42.716	30.844	39.045	190.1	15:14.452	8	1:52.288	42.580	30.830	38.878	190.4	15:11.001
9	1:52.508	42.475	30.788	39.245	191.8	17:06.960	9	1:52.530	42.595	30.900	39.035	190.8	17:03.531
10	1:52.663	42.661	31.001	39.001	191.1	18:59.623	10	1:52.427	42.584	30.907	38.936	189.8	18:55.958
11	1:52.981	42.730	31.108	39.143	193.8	20:52.604	11	1:53.297	42.819	31.018	39.460	190.1	20:49.255
12	1:52.949	42.801	31.094	39.054	190.4	22:45.553	12	1:52.682	42.650	30.945	39.087	189.1	22:41.937

18

Matéo Herrero

23

Caio Collet

Lap D	Time	Sector 1	Sector 2	Sector 3	T. Spd	Elapsed	Lap D	Time	Sector 1	Sector 2	Sector 3	T. Spd	Elapsed
1	2:04.066	53.486	31.371	39.209	189.8	2:04.066	1	1:58.476	49.292	30.503	38.681	187.5	1:58.476
2	1:54.155	42.742	30.995	40.418	190.4	3:58.221	2	1:51.288	42.316	30.554	38.418	189.4	3:49.764
3	1:52.438	42.687	30.785	38.966	189.1	5:50.659	3	1:51.397	42.241	30.526	38.630	189.4	5:41.161
4	1:52.685	42.802	30.940	38.943	189.4	7:43.344	4	1:51.424	42.344	30.540	38.540	189.1	7:32.585
5	1:52.522	42.622	30.835	39.065	188.8	9:35.866	5	1:51.456	42.344	30.520	38.592	189.1	9:24.041
6	1:52.250	42.777	30.637	38.836	188.8	11:28.116	6	1:51.480	42.320	30.541	38.619	189.4	11:15.521
7	1:52.827	42.885	30.680	39.262	188.4	13:20.943	7	1:51.491	42.366	30.538	38.587	189.4	13:07.012
8	1:52.519	42.755	30.704	39.060	189.1	15:13.462	8	1:51.559	42.347	30.575	38.637	190.1	14:58.571
9	1:52.896	43.003	30.711	39.182	189.4	17:06.358	9	1:51.592	42.432	30.487	38.673	190.1	16:50.163
10	1:52.813	42.883	30.774	39.156	188.8	18:59.171	10	1:51.751	42.423	30.657	38.671	190.1	18:41.914
11	1:54.001	43.056	31.467	39.478	189.1	20:53.172	11	1:51.819	42.417	30.619	38.783	189.8	20:33.733
12	1:53.119	42.991	30.894	39.234	188.8	22:46.291	12	1:52.143	42.512	30.657	38.974	189.1	22:25.876

21

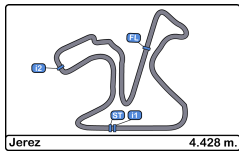
Théo Pourchaire

Junior 27

Ugo De Wilde

Lap D	Time	Sector 1	Sector 2	Sector 3	T. Spd	Elapsed	Lap D	Time	Sector 1	Sector 2	Sector 3	T. Spd	Elapsed
1	2:01.284	50.840	31.282	39.162	188.8	2:01.284	1	2:02.505	52.451	31.005	39.049	186.5	2:02.505
2	1:52.351	42.484	31.073	38.794	192.1	3:53.635	2	1:52.644	42.652	30.994	38.998	191.8	3:55.149
3	1:52.031	42.509	30.660	38.862	190.4	5:45.666	3	1:52.063	42.542	30.672	38.849	190.8	5:47.212
4	1:51.612	42.356	30.612	38.644	190.8	7:37.278	4	1:52.320	42.594	30.793	38.933	191.1	7:39.532
5	1:51.710	42.392	30.602	38.716	191.1	9:28.988	5	1:52.152	42.565	30.741	38.846	190.4	9:31.684
6	1:52.086	42.413	30.775	38.898	190.4	11:21.074	6	1:52.151	42.580	30.659	38.912	190.4	11:23.835
7	1:52.167	42.544	30.754	38.869	189.4	13:13.241	7	1:52.188	42.591	30.713	38.884	190.1	13:16.023
8	1:52.069	42.527	30.691	38.851	190.4	15:05.310	8	1:52.499	42.657	30.908	38.934	190.4	15:08.522
9	1:52.226	42.608	30.707	38.911	190.8	16:57.536	9	1:52.305	42.621	30.708	38.976	190.8	17:00.827
10	1:52.187	42.639	30.669	38.879	189.8	18:49.723	10	1:52.190	42.545	30.672	38.973	190.4	18:53.017
11	1:52.107	42.557	30.708	38.842	190.8	20:41.830	11	1:52.394	42.712	30.753	38.929	190.8	20:45.411
12	1:52.503	42.697	30.799	39.007	189.8	22:34.333	12	1:52.658	42.726	30.837	39.095	190.4	22:38.069





Circuito de Jerez
Championnat de France F4
Race - 1
Lap Analysis



28

Alessandro Ghiretti

51

Shihab Al Habsi

Junior

Lap D	Time	Sector 1	Sector 2	Sector 3	T. Spd	Elapsed	Lap D	Time	Sector 1	Sector 2	Sector 3	T. Spd	Elapsed
1	2:01.083	50.619	31.228	39.236	187.1	2:01.083	1	2:05.617	54.380	31.817	39.420	189.8	2:05.617
2	1:52.058	42.509	31.016	38.533	189.8	3:53.141	2	1:53.591	42.804	31.457	39.330	190.8	3:59.208
3	1:51.570	42.388	30.539	38.643	188.8	5:44.711	3	1:52.860	42.834	31.015	39.011	190.8	5:52.068
4	1:51.675	42.430	30.616	38.629	189.1	7:36.386	4	1:52.725	42.723	30.913	39.089	189.4	7:44.793
5	1:51.625	42.402	30.534	38.689	189.4	9:28.011	5	1:52.653	42.548	31.007	39.098	189.8	9:37.446
6	1:51.813	42.440	30.662	38.711	189.8	11:19.824	6	1:52.302	42.845	30.647	38.810	190.1	11:29.748
7	1:51.924	42.643	30.511	38.770	189.1	13:11.748	7	1:52.740	42.672	30.987	39.081	191.4	13:22.488
8	1:51.834	42.458	30.623	38.753	190.4	15:03.582	8	1:52.414	42.701	30.836	38.877	190.4	15:14.902
9	1:51.782	42.418	30.585	38.779	190.4	16:55.364	9	1:53.173	42.802	31.103	39.268	191.4	17:08.075
10	1:51.904	42.569	30.587	38.748	190.1	18:47.268	10	1:53.787	43.139	31.227	39.421	189.4	19:01.862
11	1:52.315	42.666	30.696	38.953	190.4	20:39.583	11	1:53.913	43.266	31.339	39.308	188.4	20:55.775
12	1:52.518	42.447	30.849	39.222	191.1	22:32.101	12	1:53.680	43.078	31.414	39.188	189.1	22:49.455

30

Esteban Muth

87

O'Neill Muth

Junior

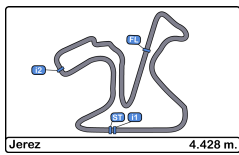
Lap D	Time	Sector 1	Sector 2	Sector 3	T. Spd	Elapsed	Lap D	Time	Sector 1	Sector 2	Sector 3	T. Spd	Elapsed
1	2:02.105	51.677	31.208	39.220	190.4	2:02.105	1	2:03.292	52.888	31.312	39.092	187.8	2:03.292
2	1:52.553	42.844	30.933	38.776	192.1	3:54.658	2	1:52.652	42.629	30.947	39.076	191.4	3:55.944
3	1:52.236	42.524	30.857	38.855	192.5	5:46.894	3	1:52.433	42.675	30.913	38.845	191.1	5:48.377
4	1:52.082	42.588	30.717	38.777	191.1	7:38.976	4	1:52.218	42.583	30.838	38.797	189.4	7:40.595
5	1:52.098	42.394	30.769	38.935	192.1	9:31.074	5	1:52.114	42.513	30.844	38.757	190.1	9:32.709
6	1:52.151	42.428	30.794	38.929	192.5	11:23.225	6	1:52.267	42.597	30.922	38.748	188.8	11:24.976
7	1:52.064	42.435	30.762	38.867	191.8	13:15.289	7	1:52.272	42.670	30.862	38.740	189.1	13:17.248
8	1:52.312	42.486	30.957	38.869	192.1	15:07.601	8	1:52.493	42.674	30.951	38.868	190.4	15:09.741
9	1:52.338	42.596	30.735	39.007	191.8	16:59.939	9	1:52.278	42.560	30.811	38.907	191.4	17:02.019
10	1:52.363	42.530	30.786	39.047	190.8	18:52.302	10	1:52.364	42.783	30.703	38.878	189.4	18:54.383
11	1:52.663	42.612	30.940	39.111	191.4	20:44.965	11	1:52.587	42.640	30.876	39.071	190.8	20:46.970
12	1:52.584	42.629	30.969	38.986	190.1	22:37.549	12	1:52.391	42.728	30.821	38.842	189.8	22:39.361

31

Ulysse De Pauw

Lap D	Time	Sector 1	Sector 2	Sector 3	T. Spd	Elapsed
1	2:01.846	51.364	31.288	39.194	190.1	2:01.846
2	1:52.464	42.836	30.925	38.703	191.1	3:54.310
3	1:52.178	42.618	30.730	38.830	191.1	5:46.488
4	1:52.030	42.554	30.759	38.717	191.4	7:38.518
5	1:52.137	42.587	30.748	38.802	190.4	9:30.655
6	1:52.159	42.617	30.757	38.785	190.4	11:22.814
7	1:51.985	42.511	30.709	38.765	190.1	13:14.799
8	1:52.055	42.590	30.772	38.693	190.8	15:06.854
9	1:52.202	42.672	30.741	38.789	190.8	16:59.056
10	1:52.164	42.608	30.733	38.823	190.4	18:51.220
11	1:52.531	42.793	30.812	38.926	190.4	20:43.751
12	1:52.859	42.846	30.988	39.025	190.1	22:36.610



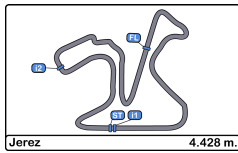


Circuito de Jerez
Championnat de France F4
Race - 1
Analysis by Lap



Num	Lap Time	Gap	Num	Lap Time	Gap	Num	Lap Time	Gap	Num	Lap Time	Gap	Num	Lap Time	Gap
Lap 1			Lap 3			Lap 5			Lap 7			Lap 9		
23	1:58.476		23	1:51.397		23	1:51.456		23	1:51.491		23	1:51.592	
5	1:59.398	00.922	5	1:51.681	01.549	5	1:51.618	01.933	5	1:51.796	02.362	5	1:51.799	02.896
7	2:00.419	01.943	7	1:51.827	02.662	7	1:51.393	02.672	7	1:51.830	03.513	7	1:51.933	04.355
28	2:01.083	02.607	28	1:51.570	03.550	28	1:51.625	03.970	28	1:51.924	04.736	28	1:51.782	05.201
21	2:01.284	02.808	21	1:52.031	04.505	21	1:51.710	04.947	21	1:52.167	06.229	21	1:52.226	07.373
10	2:01.569	03.093	10	1:52.043	04.898	10	1:51.978	06.177	10	1:51.890	07.103	10	1:52.262	08.123
31	2:01.846	03.370	31	1:52.178	05.327	31	1:52.137	06.614	31	1:51.985	07.787	31	1:52.202	08.893
30	2:02.105	03.629	30	1:52.236	05.733	30	1:52.098	07.033	30	1:52.064	08.277	30	1:52.338	09.776
27	2:02.505	04.029	27	1:52.063	06.051	27	1:52.152	07.643	27	1:52.188	09.011	27	1:52.305	10.664
11	2:02.986	04.510	11	1:52.192	06.667	11	1:52.296	08.055	11	1:52.337	09.728	11	1:52.514	11.478
87	2:03.292	04.816	87	1:52.433	07.216	87	1:52.114	08.668	87	1:52.272	10.236	87	1:52.278	11.856
22	2:03.762	05.286	22	1:52.381	07.640	22	1:52.725	09.836	22	1:52.547	11.701	22	1:52.530	13.368
18	2:04.066	05.590	4	1:52.513	08.743	4	1:52.543	10.682	4	1:52.314	12.365	4	1:52.564	14.297
4	2:04.330	05.854	18	1:52.438	09.498	18	1:52.522	11.825	18	1:52.827	13.931	18	1:52.896	16.195
16	2:04.629	06.153	16	1:52.764	10.026	16	1:52.895	12.567	16	1:52.570	14.835	16	1:52.508	16.797
1	2:05.248	06.772	51	1:52.860	10.907	51	1:52.653	13.405	51	1:52.740	15.476	51	1:53.173	17.912
51	2:05.617	07.141	1	1:54.118	11.708	1	1:54.703	16.328	1	1:53.228	20.270	1	1:53.970	24.688
Num	Lap Time	Gap	Num	Lap Time	Gap	Num	Lap Time	Gap	Num	Lap Time	Gap	Num	Lap Time	Gap
Lap 2			Lap 4			Lap 6			Lap 8			Lap 10		
23	1:51.288		23	1:51.424		23	1:51.480		23	1:51.559		23	1:51.751	
5	1:51.631	01.265	5	1:51.646	01.771	5	1:51.604	02.057	5	1:51.886	02.689	5	1:51.950	03.095
7	1:51.577	02.232	7	1:51.497	02.735	7	1:51.982	03.174	7	1:52.060	04.014	7	1:52.338	04.942
28	1:52.058	03.377	28	1:51.675	03.801	28	1:51.813	04.303	28	1:51.834	05.011	28	1:51.904	05.354
21	1:52.351	03.871	21	1:51.612	04.693	21	1:52.086	05.553	21	1:52.069	06.739	21	1:52.187	07.809
10	1:52.447	04.252	10	1:52.181	05.655	10	1:52.007	06.704	10	1:51.909	07.453	10	1:52.334	08.706
31	1:52.464	04.546	31	1:52.030	05.933	31	1:52.159	07.293	31	1:52.055	08.283	31	1:52.164	09.306
30	1:52.553	04.894	30	1:52.082	06.391	30	1:52.151	07.704	30	1:52.312	09.030	30	1:52.363	10.388
27	1:52.644	05.385	27	1:52.320	06.947	27	1:52.151	08.314	27	1:52.499	09.951	27	1:52.190	11.103
11	1:52.650	05.872	11	1:51.972	07.215	11	1:52.307	08.882	11	1:52.387	10.556	11	1:52.155	11.882
87	1:52.652	06.180	87	1:52.218	08.010	87	1:52.267	09.455	87	1:52.493	11.170	87	1:52.364	12.469
22	1:52.658	06.656	22	1:52.351	08.567	22	1:52.289	10.645	22	1:52.288	12.430	22	1:52.427	14.044
4	1:53.061	07.627	4	1:52.276	09.595	4	1:52.340	11.542	4	1:52.519	13.325	4	1:52.642	15.188
18	1:54.155	08.457	18	1:52.685	10.759	18	1:52.250	12.595	18	1:52.519	14.891	18	1:52.813	17.257
16	1:53.794	08.659	16	1:52.526	11.128	16	1:52.669	13.756	16	1:52.605	15.881	16	1:52.663	17.709
1	1:53.503	08.987	51	1:52.725	12.208	51	1:52.302	14.227	51	1:52.414	16.331	51	1:53.787	19.948
51	1:53.591	09.444	1	1:52.797	13.081	1	1:53.685	18.533	1	1:53.599	22.310	1	1:53.974	26.911





Circuito de Jerez
Championnat de France F4
Race - 1
Analysis by Lap



Num	Lap Time	Gap
-----	----------	-----

Lap 11

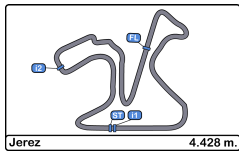
23	1:51.819	
5	1:52.417	03.693
7	1:52.212	05.335
28	1:52.315	05.850
21	1:52.107	08.097
10	1:52.447	09.334
31	1:52.531	10.018
30	1:52.663	11.232
27	1:52.394	11.678
11	1:52.559	12.622
87	1:52.587	13.237
22	1:53.297	15.522
4	1:52.677	16.046
16	1:52.981	18.871
18	1:54.001	19.439
51	1:53.913	22.042
1	1:53.943	29.035

Num	Lap Time	Gap
-----	----------	-----

Lap 12

23	1:52.143	
7	1:52.558	05.750
28	1:52.518	06.225
21	1:52.503	08.457
10	1:52.551	09.742
31	1:52.859	10.734
30	1:52.584	11.673
27	1:52.658	12.193
11	1:52.465	12.944
87	1:52.391	13.485
22	1:52.682	16.061
4	1:52.738	16.641
16	1:52.949	19.677
18	1:53.119	20.415
51	1:53.680	23.579
1	1:53.530	30.422

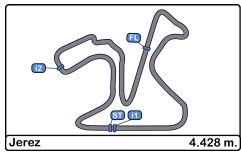




Circuito de Jerez
Championnat de France F4
Race - 1
Best Sectors Results



Sector - 1			Sector - 2			Sector - 3			Ideal Lap vs Best Lap						
Clas	Nº	Driver	Time	Nº	Driver	Time	Nº	Driver	Time	Clas	Nº	Driver	Ideal Lap	Best Lap	Clas
1	23	Caio Collet	42.241	23	Caio Collet	30.487	23	Caio Collet	38.418	1	23	Caio Collet	1:51.146	1:51.288	1
2	5	Adam Eteki	42.255	5	Adam Eteki	30.497	7	Arthur Leclerc	38.516	2	7	Arthur Leclerc	1:51.293	1:51.393	2
3	7	Arthur Leclerc	42.270	7	Arthur Leclerc	30.507	28	Alessandro Ghiretti	38.533	3	5	Adam Eteki	1:51.321	1:51.604	4
4	21	Théo Pourchaire	42.356	28	Alessandro Ghiretti	30.511	5	Adam Eteki	38.569	4	28	Alessandro Ghiretti	1:51.432	1:51.570	3
5	28	Alessandro Ghiretti	42.388	10	Reshad De Gerus	30.593	21	Théo Pourchaire	38.644	5	21	Théo Pourchaire	1:51.602	1:51.612	5
6	30	Esteban Muth	42.394	21	Théo Pourchaire	30.602	10	Reshad De Gerus	38.678	6	10	Reshad De Gerus	1:51.747	1:51.890	6
7	16	Sacha Lehmann	42.447	18	Matéo Herrero	30.637	31	Ulysse De Pauw	38.693	7	30	Esteban Muth	1:51.887	1:52.064	10
8	10	Reshad De Gerus	42.476	51	Shihab Al Habsi	30.647	11	Pierre-Louis Chovet	38.704	8	31	Ulysse De Pauw	1:51.913	1:51.985	8
9	31	Ulysse De Pauw	42.511	27	Ugo De Wilde	30.659	87	O'Neill Muth	38.740	9	11	Pierre-Louis Chovet	1:51.929	1:51.972	7
10	87	O'Neill Muth	42.513	11	Pierre-Louis Chovet	30.677	30	Esteban Muth	38.776	10	87	O'Neill Muth	1:51.956	1:52.114	11
11	4	Baptiste Moulin	42.521	87	O'Neill Muth	30.703	51	Shihab Al Habsi	38.810	11	51	Shihab Al Habsi	1:52.005	1:52.302	15
12	27	Ugo De Wilde	42.542	31	Ulysse De Pauw	30.709	4	Baptiste Moulin	38.834	12	27	Ugo De Wilde	1:52.047	1:52.063	9
13	11	Pierre-Louis Chovet	42.548	30	Esteban Muth	30.717	18	Matéo Herrero	38.836	13	18	Matéo Herrero	1:52.095	1:52.250	12
14	51	Shihab Al Habsi	42.548	16	Sacha Lehmann	30.788	22	Théo Nouet	38.843	14	16	Sacha Lehmann	1:52.154	1:52.508	16
15	22	Théo Nouet	42.580	22	Théo Nouet	30.820	27	Ugo De Wilde	38.846	15	4	Baptiste Moulin	1:52.176	1:52.276	13
16	18	Matéo Herrero	42.622	4	Baptiste Moulin	30.821	1	Baptiste Berthelot	38.901	16	22	Théo Nouet	1:52.243	1:52.288	14
17	1	Baptiste Berthelot	42.742	1	Baptiste Berthelot	31.034	16	Sacha Lehmann	38.919	17	1	Baptiste Berthelot	1:52.677	1:52.797	17

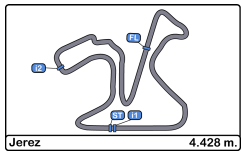


Circuito de Jerez
Championnat de France F4
Race - 1
Leader Sequence



N°	Driver	Nat	Team	Class	Start Lap	End Lap	Laps	Total Laps
23	Caio Collet	BRA			1	12	12	12

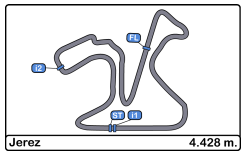




Circuito de Jerez
Championnat de France F4
Race - 1
Best 5 Lap Times



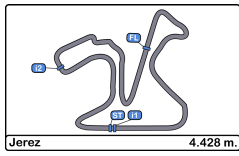
Cls	N°	Driver	Nat	Team	Class	Best 1		Best 2		Best 3		Best 4		Best 5	
						Time	Lap	Time	Lap	Time	Lap	Time	Lap	Time	Lap
1	23	Caio Collet	BRA			1:51.288	2	1:51.397	3	1:51.424	4	1:51.456	5	1:51.480	6
2	7	Arthur Leclerc	MCO			1:51.393	5	1:51.497	4	1:51.577	2	1:51.827	3	1:51.830	7
3	28	Alessandro Ghiretti	FRA			1:51.570	3	1:51.625	5	1:51.675	4	1:51.782	9	1:51.813	6
4	5	Adam Eteki	FRA			1:51.604	6	1:51.618	5	1:51.631	2	1:51.646	4	1:51.681	3
5	21	Théo Pourchaire	FRA		Junior	1:51.612	4	1:51.710	5	1:52.031	3	1:52.069	8	1:52.086	6
6	10	Reshad De Gerus	FRA		Junior	1:51.890	7	1:51.909	8	1:51.978	5	1:52.007	6	1:52.043	3
7	11	Pierre-Louis Chovet	FRA			1:51.972	4	1:52.155	10	1:52.192	3	1:52.296	5	1:52.307	6
8	31	Ulysse De Pauw	BEL			1:51.985	7	1:52.030	4	1:52.055	8	1:52.137	5	1:52.159	6
9	27	Ugo De Wilde	BEL			1:52.063	3	1:52.151	6	1:52.152	5	1:52.188	7	1:52.190	10
10	30	Esteban Muth	DEU			1:52.064	7	1:52.082	4	1:52.098	5	1:52.151	6	1:52.236	3
11	87	O'Neill Muth	DEU		Junior	1:52.114	5	1:52.218	4	1:52.267	6	1:52.272	7	1:52.278	9
12	18	Matéo Herrero	FRA			1:52.250	6	1:52.438	3	1:52.519	8	1:52.522	5	1:52.685	4
13	4	Baptiste Moulin	BEL			1:52.276	4	1:52.314	7	1:52.340	6	1:52.513	3	1:52.519	8
14	22	Théo Nouet	FRA			1:52.288	8	1:52.289	6	1:52.351	4	1:52.381	3	1:52.427	10
15	51	Shihab Al Habsi	OMN		Junior	1:52.302	6	1:52.414	8	1:52.653	5	1:52.725	4	1:52.740	7
16	16	Sacha Lehmann	FRA			1:52.508	9	1:52.526	4	1:52.570	7	1:52.605	8	1:52.663	10
17	1	Baptiste Berthelot	FRA			1:52.797	4	1:53.228	7	1:53.503	2	1:53.530	12	1:53.599	8



Circuito de Jerez
Championnat de France F4
Race - 1
Best 5 Top Speeds



Cls	N°	Driver	Nat	Team	Class	Top 1		Top 2		Top 3		Top 4		Top 5		Avg
						Km/h	Lap	Km/h	Lap	Km/h	Lap	Km/h	Lap	Km/h	Lap	
1	16	Sacha Lehmann	FRA			193.8	11	192.1	4	191.8	9	191.4	3	191.1	1	192.1
2	4	Baptiste Moulin	BEL			193.2	1	191.1	8	191.1	9	190.8	4	190.4	2	191.3
3	30	Esteban Muth	DEU			192.5	3	192.5	6	192.1	2	192.1	5	192.1	8	192.3
4	1	Baptiste Berthelot	FRA			192.1	2	190.4	3	190.1	1	190.1	4	190.1	7	190.6
5	21	Théo Pourchaire	FRA		Junior	192.1	2	191.1	5	190.8	4	190.8	9	190.8	11	191.1
6	22	Théo Nouet	FRA			192.1	3	191.4	2	191.4	4	190.8	9	190.4	5	191.2
7	27	Ugo De Wilde	BEL			191.8	2	191.1	4	190.8	3	190.8	9	190.8	11	191.0
8	10	Reshad De Gerus	FRA		Junior	191.4	2	190.8	8	190.8	9	190.4	11	190.1	3	190.7
9	31	Ulysse De Pauw	BEL			191.4	4	191.1	2	191.1	3	190.8	8	190.8	9	191.0
10	51	Shihab Al Habsi	OMN		Junior	191.4	7	191.4	9	190.8	2	190.8	3	190.4	8	191.0
11	87	O'Neill Muth	DEU		Junior	191.4	2	191.4	9	191.1	3	190.8	11	190.4	8	191.0
12	11	Pierre-Louis Chovet	FRA			191.1	2	191.1	6	191.1	9	190.8	4	190.8	5	191.0
13	28	Alessandro Ghiretti	FRA			191.1	12	190.4	8	190.4	9	190.4	11	190.1	10	190.5
14	7	Arthur Leclerc	MCO			190.8	8	190.4	3	190.4	4	190.4	6	190.4	9	190.5
15	5	Adam Eteki	FRA			190.4	9	190.1	2	190.1	3	190.1	5	190.1	8	190.2
16	18	Matéo Herrero	FRA			190.4	2	189.8	1	189.4	4	189.4	9	189.1	3	189.6
17	23	Caio Collet	BRA			190.1	8	190.1	9	190.1	10	189.8	11	189.4	2	189.9

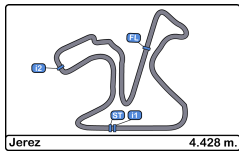


Circuito de Jerez
Championnat de France F4
Race - 1
Fastest Laps Sequence



Lap	Time of Day	Session Time	N°	Driver	Nat	Team	Class	Time	Km/h
2	15:17:02.067	3:50.067	23	Caio Collet	BRA			1:51.288	143.2

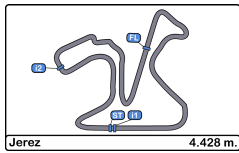




Circuito de Jerez
Championnat de France F4
Race - 1
Event Best Maximum Speed



N°	Driver	Nat	Team	Class	Km/h	Session
27	Ugo De Wilde	BEL			194.2	Qualifying
16	Sacha Lehmann	FRA			193.8	Race - 1
4	Baptiste Moulin	BEL			193.2	Race - 1
30	Esteban Muth	DEU			192.8	Private Test - 1
87	O'Neill Muth	DEU		Junior	192.8	Qualifying
28	Alessandro Ghiretti	FRA			192.5	Qualifying
7	Arthur Leclerc	MCO			192.5	Qualifying
10	Reshad De Gerus	FRA		Junior	192.5	Qualifying
5	Adam Eteki	FRA			192.5	Qualifying
22	Théo Nouet	FRA			192.1	Private Test - 1
31	Ulysse De Pauw	BEL			192.1	Private Test - 1
11	Pierre-Louis Chovet	FRA			192.1	Qualifying
23	Caio Collet	BRA			192.1	Qualifying
21	Théo Pourchaire	FRA		Junior	192.1	Race - 1
1	Baptiste Berthelot	FRA			192.1	Race - 1
18	Matéo Herrero	FRA			191.8	Qualifying
51	Shihab Al Habsi	OMN		Junior	191.8	Qualifying



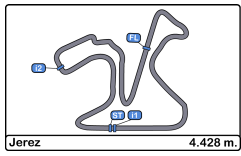
Circuito de Jerez
Championnat de France F4
Race - 1
Lap Chart



LAP

Nr	Pos	Grid	1	2	3	4	5	6	7	8	9	10	11	12
23	1	23	23	23	23	23	23	23	23	23	23	23	23	23
5	2	5	5	5	5	5	5	5	5	5	5	5	5	7
28	3	28	7	7	7	7	7	7	7	7	7	7	7	28
21	4	21	28	28	28	28	28	28	28	28	28	28	28	21
7	5	7	21	21	21	21	21	21	21	21	21	21	21	10
10	6	10	10	10	10	10	10	10	10	10	10	10	10	31
30	7	30	31	31	31	31	31	31	31	31	31	31	31	30
31	8	31	30	30	30	30	30	30	30	30	30	30	30	27
27	9	27	27	27	27	27	27	27	27	27	27	27	27	11
11	10	11	11	11	11	11	11	11	11	11	11	11	11	87
22	11	22	87	87	87	87	87	87	87	87	87	87	87	22
16	12	16	22	22	22	22	22	22	22	22	22	22	22	4
87	13	87	18	4	4	4	4	4	4	4	4	4	4	16
18	14	18	4	18	18	18	18	18	18	18	18	18	18	18
4	15	4	16	16	16	16	16	16	16	16	16	16	18	51
51	16	51	1	1	51	51	51	51	51	51	51	51	51	1
1	17	1	51	51	1	1	1	1	1	1	1	1	1	1

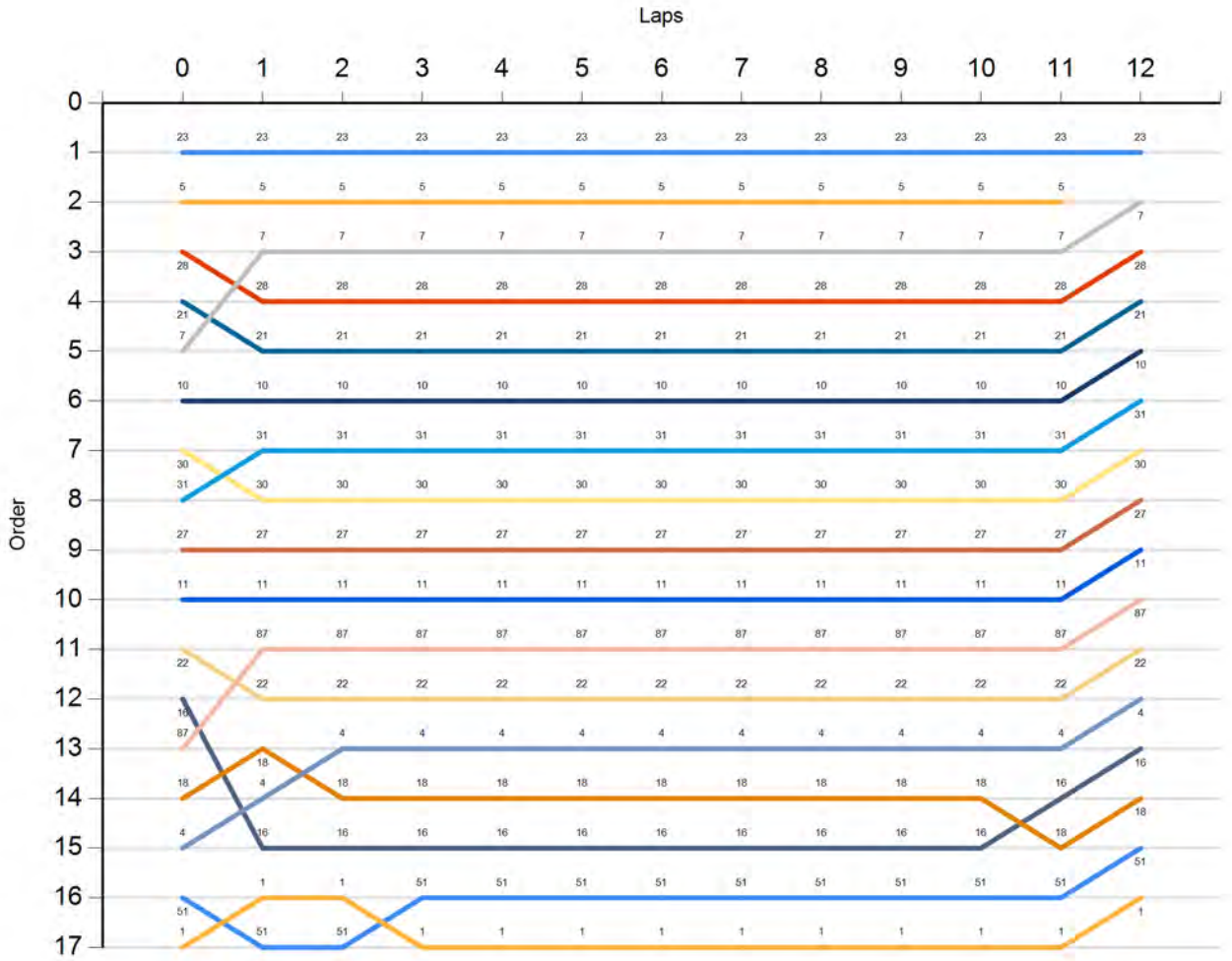


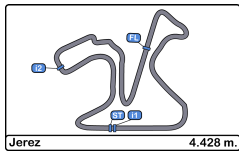


Circuito de Jerez
Championnat de France F4
Race - 1
Graphic Lap Chart



- 23
- 5
- 28
- 21
- 7
- 10
- 30
- 31
- 27
- 11
- 22
- 16
- 87
- 18
- 4
- 51
- 1



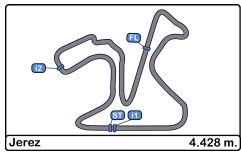


Circuito de Jerez
Championnat de France F4
Race - 1
Pit Stop Analysis



N°	In Day Time	Driver	Nat	Team	Class	In Time	Stop N°	Pit Time	Handicap	Penalty
----	-------------	--------	-----	------	-------	---------	---------	----------	----------	---------

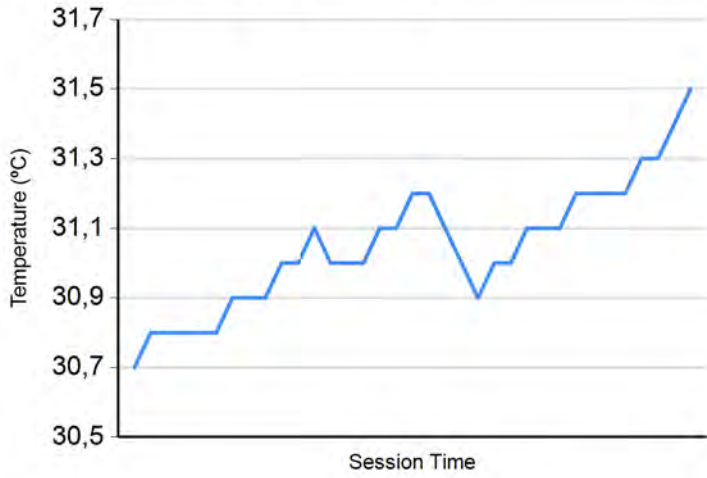




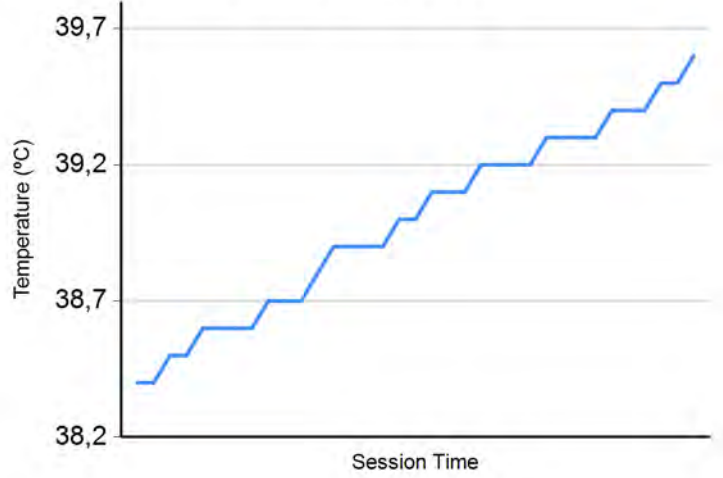
Circuito de Jerez
Championnat de France F4
Race - 1
Weather Report



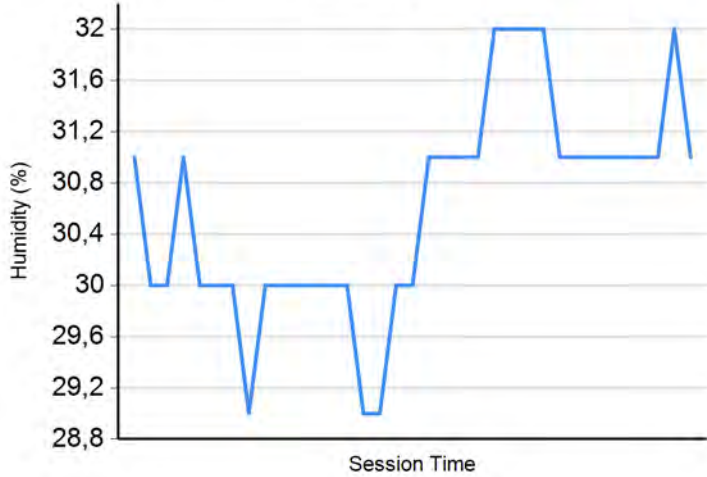
Air Temperature



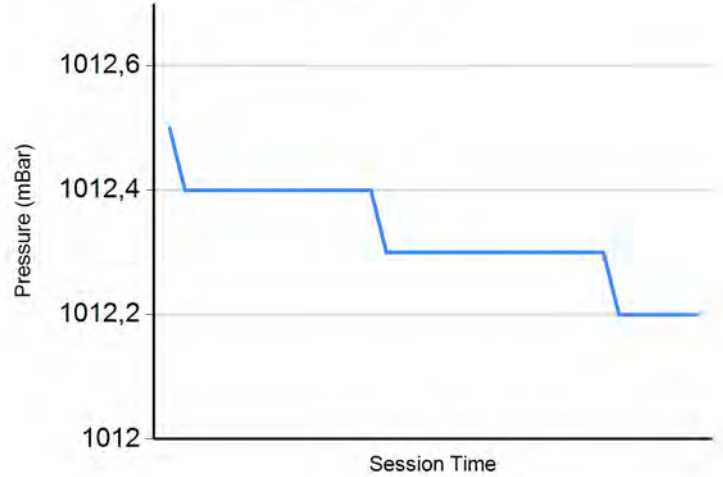
Track Temperature



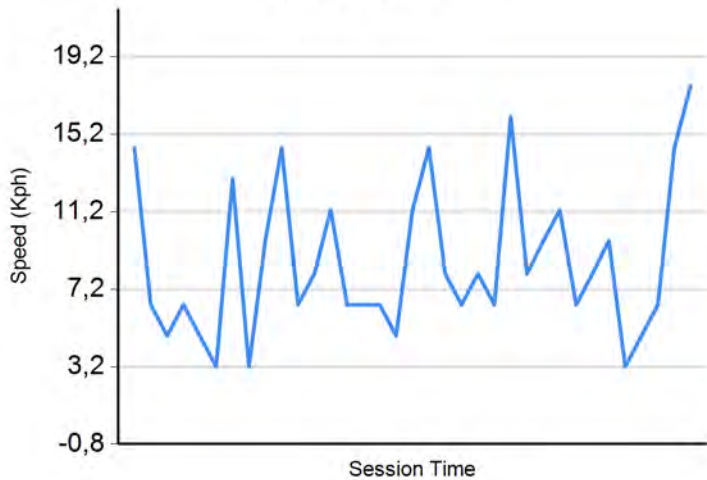
Humidity



Pressure

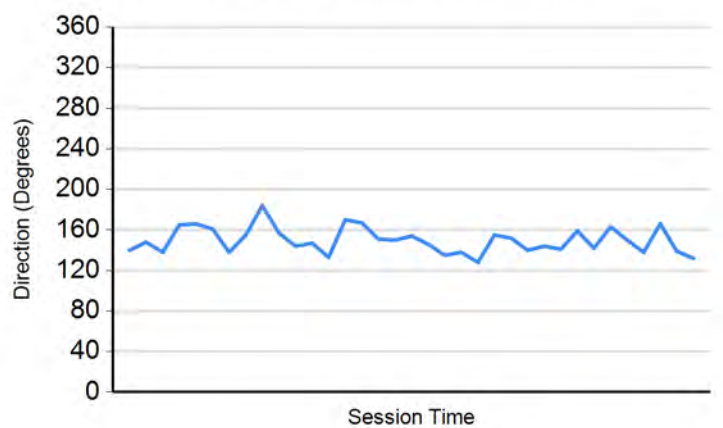


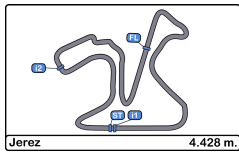
Wind Speed



Wind direction

North = 0°/360° Est = 90° South = 180° West = 270°

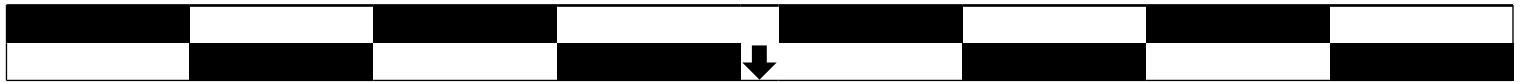




Circuito de Jerez
Championnat de France F4
Race - 2
Starting Grid



17	5	Adam Eteki	20:37.426	.9.	22:56.298	Baptiste Berthelot	1	16
15	51	Shihab Al Habsi	22:49.455	.8.	22:46.291	Matéo Herrero	18	14
13	16	Sacha Lehmann	22:45.553	.7.	22:42.517	Baptiste Moulin	4	12
11	22	Théo Nouet	22:41.937	.6.	22:25.876	Caio Collet	23	10
9	7	Arthur Leclerc	22:31.626	.5.	22:32.101	Alessandro Ghiretti	28	8
7	21	Théo Pourchaire	22:34.333	.4.	22:35.618	Reshad De Gerus	10	6
5	31	Ulysse De Pauw	22:36.610	.3.	22:37.549	Esteban Muth	30	4
3	27	Ugo De Wilde	22:38.069	.2.	22:38.820	Pierre-Louis Chovet	11	2
1	87	O'Neill Muth	22:39.361	.1.				



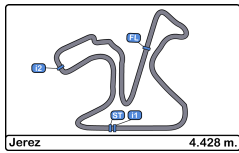
Pole

Published at:.....

Stewards:

Timekeeper:





Circuito de Jerez
Championnat de France F4
Race - 2
Provisional Results



Cls	N°	Driver	Nat	Team	Class	Cls	Laps	Total Time	Gap	Interval	Km/h	Best	Time	Km/h
1	87	O'Neill Muth	DEU		Junior	1	12	22:25.714			142.1	5	1:51.209	143.3
2	30	Esteban Muth	DEU				12	22:26.370	0.656	0.656	142.0	4	1:51.093	143.4
3	11	Pierre-Louis Chovet	FRA				12	22:29.301	3.587	2.931	141.7	5	1:51.430	143.0
4	27	Ugo De Wilde	BEL				12	22:30.127	4.413	0.826	141.6	6	1:51.422	143.0
5	31	Ulysse De Pauw	BEL				12	22:30.447	4.733	0.320	141.6	7	1:51.443	143.0
6	23	Caio Collet	BRA				12	22:30.952	5.238	0.505	141.5	7	1:51.361	143.1
7	7	Arthur Leclerc	MCO				12	22:31.499	5.785	0.547	141.5	4	1:51.358	143.1
8	21	Théo Pourchaire	FRA		Junior	2	12	22:33.020	7.306	1.521	141.3	4	1:51.626	142.8
9	28	Alessandro Ghiretti	FRA				12	22:33.969	8.255	0.949	141.2	6	1:51.618	142.8
10	10	Reshad De Gerus	FRA		Junior	3	12	22:34.602	8.888	0.633	141.2	6	1:51.510	142.9
11	22	Théo Nouet	FRA				12	22:35.542	9.828	0.940	141.1	6	1:51.673	142.7
12	4	Baptiste Moulin	BEL				12	22:36.015	10.301	0.473	141.0	10	1:51.692	142.7
13	1	Baptiste Berthelot	FRA				12	22:43.356	17.642	7.341	140.3	4	1:52.236	142.0
14	16	Sacha Lehmann	FRA				12	22:43.525	17.811	0.169	140.2	7	1:51.927	142.4
15	51	Shihab Al Habsi	OMN		Junior	4	12	22:44.187	18.473	0.662	140.2	7	1:51.572	142.8

Fastest lap Esteban Muth in 1:51.093 at 143.5 Km/h in lap 4

Published at:.....

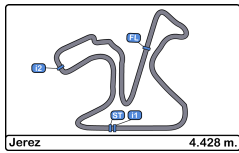
Track Temp: 24.7 °C Air Temp: 23.8 °C Humidity: 74 % Track Status: DRY

Stewards:

Race Director:

Timekeeper:





Circuito de Jerez
Championnat de France F4
Race - 2
Provisional Results by Class



Cla	N°	Driver	Nat	Team	Class	Cls	Laps	Total Time	Gap	Interval	Km/h	Best	Time	Km/h
1	30	Esteban Muth	DEU				12	22:26.370			142.0	4	1:51.093	143.4
2	11	Pierre-Louis Chovet	FRA				12	22:29.301	3.587	2.931	141.7	5	1:51.430	143.0
3	27	Ugo De Wilde	BEL				12	22:30.127	4.413	0.826	141.6	6	1:51.422	143.0
4	31	Ulysse De Pauw	BEL				12	22:30.447	4.733	0.320	141.6	7	1:51.443	143.0
5	23	Caio Collet	BRA				12	22:30.952	5.238	0.505	141.5	7	1:51.361	143.1
6	7	Arthur Leclerc	MCO				12	22:31.499	5.785	0.547	141.5	4	1:51.358	143.1
7	28	Alessandro Ghiretti	FRA				12	22:33.969	8.255	2.470	141.2	6	1:51.618	142.8
8	22	Théo Nouet	FRA				12	22:35.542	9.828	1.573	141.1	6	1:51.673	142.7
9	4	Baptiste Moulin	BEL				12	22:36.015	10.301	0.473	141.0	10	1:51.692	142.7
10	1	Baptiste Berthelot	FRA				12	22:43.356	17.642	7.341	140.3	4	1:52.236	142.0
11	16	Sacha Lehmann	FRA				12	22:43.525	17.811	0.169	140.2	7	1:51.927	142.4

Published at:.....

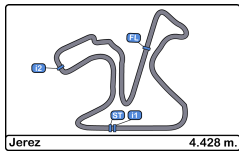
Track Temp: **24.7 °C** Air Temp: **23.8 °C** Humidity: **74 %** Track Status: **DRY**

Stewards:

Race Director:

Timekeeper:





Circuito de Jerez
Championnat de France F4
Race - 2
Provisional Results by Class



Cla	N°	Driver	Nat	Team	Class	Cls	Laps	Total Time	Gap	Interval	Km/h	Best	Time	Km/h
Junior														
1	87	O'Neill Muth	DEU		Junior	1	12	22:25.714			142.1	5	1:51.209	143.3
2	21	Théo Pourchaire	FRA		Junior	2	12	22:33.020	7.306	7.306	141.3	4	1:51.626	142.8
3	10	Reshad De Gerus	FRA		Junior	3	12	22:34.602	8.888	1.582	141.2	6	1:51.510	142.9
4	51	Shihab Al Habsi	OMN		Junior	4	12	22:44.187	18.473	9.585	140.2	7	1:51.572	142.8

Fastest lap Esteban Muth in 1:51.093 at 143.5 Km/h in lap 4

Published at:.....

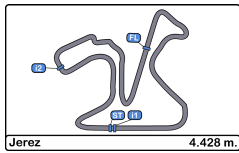
Track Temp: **24.7 °C** Air Temp: **23.8 °C** Humidity: **74 %** Track Status: **DRY**

Stewards:

Race Director:

Timekeeper:



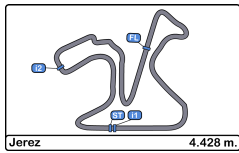


Circuito de Jerez
Championnat de France F4
Race - 2



Provisional Classification by Driver Fastest Lap

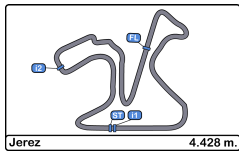
Cls	N°	Driver	Team	Class	Cls	Laps	Best	Time	Gap	Interval	Km/h
1	30	Esteban Muth	DEU			12	4	1:51.093			143.4
2	87	O'Neill Muth	DEU	Junior	1	12	5	1:51.209	0.116	0.116	143.3
3	7	Arthur Leclerc	MCO			12	4	1:51.358	0.265	0.149	143.1
4	23	Caio Collet	BRA			12	7	1:51.361	0.268	0.003	143.1
5	27	Ugo De Wilde	BEL			12	6	1:51.422	0.329	0.061	143.0
6	11	Pierre-Louis Chovet	FRA			12	5	1:51.430	0.337	0.008	143.0
7	31	Ulysse De Pauw	BEL			12	7	1:51.443	0.350	0.013	143.0
8	10	Reshad De Gerus	FRA	Junior	2	12	6	1:51.510	0.417	0.067	142.9
9	51	Shihab Al Habsi	OMN	Junior	3	12	7	1:51.572	0.479	0.062	142.8
10	28	Alessandro Ghiretti	FRA			12	6	1:51.618	0.525	0.046	142.8
11	21	Théo Pourchaire	FRA	Junior	4	12	4	1:51.626	0.533	0.008	142.8
12	22	Théo Nouet	FRA			12	6	1:51.673	0.580	0.047	142.7
13	4	Baptiste Moulin	BEL			12	10	1:51.692	0.599	0.019	142.7
14	16	Sacha Lehmann	FRA			12	7	1:51.927	0.834	0.235	142.4
15	1	Baptiste Berthelot	FRA			12	4	1:52.236	1.143	0.309	142.0



Circuito de Jerez
Championnat de France F4
Race - 2
Distance and Speed Average



Cls	Nº	Driver	Nat	Team	Class	Cls	Laps	Distance	Total Time	Km/h
1	87	O'Neill Muth	DEU		Junior	1	12	53.13	22:25.714	142.1
2	30	Esteban Muth	DEU				12	53.13	22:26.370	142.0
3	11	Pierre-Louis Chovet	FRA				12	53.13	22:29.301	141.7
4	27	Ugo De Wilde	BEL				12	53.13	22:30.127	141.6
5	31	Ulysse De Pauw	BEL				12	53.13	22:30.447	141.6
6	23	Caio Collet	BRA				12	53.13	22:30.952	141.5
7	7	Arthur Leclerc	MCO				12	53.13	22:31.499	141.5
8	21	Théo Pourchaire	FRA		Junior	2	12	53.13	22:33.020	141.3
9	28	Alessandro Ghiretti	FRA				12	53.13	22:33.969	141.2
10	10	Reshad De Gerus	FRA		Junior	3	12	53.13	22:34.602	141.2
11	22	Théo Nouet	FRA				12	53.13	22:35.542	141.1
12	4	Baptiste Moulin	BEL				12	53.13	22:36.015	141.0
13	1	Baptiste Berthelot	FRA				12	53.13	22:43.356	140.3
14	16	Sacha Lehmann	FRA				12	53.13	22:43.525	140.2
15	51	Shihab Al Habsi	OMN		Junior	4	12	53.13	22:44.187	140.2



Circuito de Jerez
Championnat de France F4
Race - 2
Lap Analysis



1 Baptiste Berthelot

10 Reshad De Gerus

Junior

Lap D	Time	Sector 1	Sector 2	Sector 3	T. Spd	Elapsed	Lap D	Time	Sector 1	Sector 2	Sector 3	T. Spd	Elapsed
1	2:05.265	53.183	31.747	40.335	190.8	2:05.265	1	2:03.070	52.131	31.367	39.572	192.1	2:03.070
2	1:52.409	42.508	30.870	39.031	193.8	3:57.674	2	1:52.724	42.920	30.898	38.906	189.8	3:55.794
3	1:52.346	42.491	30.949	38.906	191.8	5:50.020	3	1:51.852	42.606	30.721	38.525	189.4	5:47.646
4	1:52.236	42.522	30.961	38.753	191.1	7:42.256	4	1:51.877	42.412	30.646	38.819	190.4	7:39.523
5	1:52.458	42.641	30.832	38.985	189.8	9:34.714	5	1:51.582	42.410	30.677	38.495	191.4	9:31.105
6	1:52.525	42.786	30.874	38.865	190.1	11:27.239	6	1:51.510	42.257	30.717	38.536	191.4	11:22.615
7	1:52.394	42.631	30.903	38.860	190.1	13:19.633	7	1:52.005	42.468	30.690	38.847	191.4	13:14.620
8	1:52.349	42.578	30.836	38.935	190.1	15:11.982	8	1:51.843	42.441	30.592	38.810	191.1	15:06.463
9	1:52.636	42.784	30.918	38.934	190.4	17:04.618	9	1:51.995	42.566	30.774	38.655	191.4	16:58.458
10	1:52.552	42.611	31.070	38.871	189.8	18:57.170	10	1:52.074	42.555	30.789	38.730	191.4	18:50.532
11	1:53.239	42.901	30.977	39.361	189.8	20:50.409	11	1:51.874	42.432	30.531	38.911	191.8	20:42.406
12	1:52.947	42.854	30.970	39.123	190.8	22:43.356	12	1:52.196	42.546	30.854	38.796	191.8	22:34.602

4 Baptiste Moulin

11 Pierre-Louis Chovet

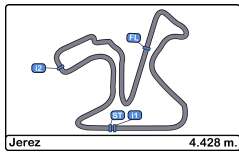
Lap D	Time	Sector 1	Sector 2	Sector 3	T. Spd	Elapsed	Lap D	Time	Sector 1	Sector 2	Sector 3	T. Spd	Elapsed
1	2:04.133	52.549	31.492	40.092	192.5	2:04.133	1	2:00.083	50.415	30.881	38.787	187.8	2:00.083
2	1:52.833	42.786	31.024	39.023	190.1	3:56.966	2	1:52.804	42.725	31.326	38.753	188.1	3:52.887
3	1:52.311	42.737	30.821	38.753	189.8	5:49.277	3	1:51.685	42.489	30.629	38.567	189.4	5:44.572
4	1:51.780	42.554	30.627	38.599	190.1	7:41.057	4	1:51.643	42.485	30.725	38.433	189.4	7:36.215
5	1:51.886	42.471	30.690	38.725	189.8	9:32.943	5	1:51.430	42.500	30.601	38.329	189.8	9:27.645
6	1:51.931	42.436	30.659	38.836	190.1	11:24.874	6	1:51.532	42.449	30.645	38.438	188.8	11:19.177
7	1:51.885	42.446	30.573	38.866	190.4	13:16.759	7	1:51.638	42.479	30.655	38.504	189.1	13:10.815
8	1:51.826	42.522	30.624	38.680	189.8	15:08.585	8	1:51.435	42.263	30.656	38.516	189.8	15:02.250
9	1:51.805	42.405	30.669	38.731	190.4	17:00.390	9	1:51.938	42.476	30.775	38.687	189.8	16:54.188
10	1:51.692	42.455	30.614	38.623	190.8	18:52.082	10	1:51.612	42.451	30.694	38.467	188.8	18:45.800
11	1:51.983	42.357	30.748	38.878	190.8	20:44.065	11	1:51.698	42.368	30.793	38.537	189.1	20:37.498
12	1:51.950	42.343	30.901	38.706	191.8	22:36.015	12	1:51.803	42.550	30.676	38.577	189.4	22:29.301

7 Arthur Leclerc

16 Sacha Lehmann

Lap D	Time	Sector 1	Sector 2	Sector 3	T. Spd	Elapsed	Lap D	Time	Sector 1	Sector 2	Sector 3	T. Spd	Elapsed
1	2:02.142	51.625	31.243	39.274	192.8	2:02.142	1	2:04.845	52.815	31.560	40.470	191.8	2:04.845
2	1:52.407	42.834	30.810	38.763	192.1	3:54.549	2	1:53.107	42.778	31.373	38.956	190.4	3:57.952
3	1:51.857	42.382	30.662	38.813	191.8	5:46.406	3	1:52.344	42.657	30.887	38.800	190.8	5:50.296
4	1:51.358	42.157	30.570	38.631	192.1	7:37.764	4	1:52.419	42.551	31.044	38.824	191.8	7:42.715
5	1:51.710	42.268	30.824	38.618	192.1	9:29.474	5	1:52.191	42.585	30.796	38.810	189.1	9:34.906
6	1:51.812	42.350	30.649	38.813	192.8	11:21.286	6	1:53.879	42.821	31.430	39.628	192.5	11:28.785
7	1:51.544	42.289	30.659	38.596	191.1	13:12.830	7	1:51.927	42.285	30.723	38.919	191.8	13:20.712
8	1:51.678	42.363	30.617	38.698	192.5	15:04.508	8	1:51.965	42.471	30.794	38.700	191.4	15:12.677
9	1:51.575	42.365	30.591	38.619	191.8	16:56.083	9	1:52.651	42.942	30.932	38.777	191.8	17:05.328
10	1:51.632	42.445	30.574	38.613	191.8	18:47.715	10	1:52.513	42.524	31.145	38.844	191.8	18:57.841
11	1:51.944	42.375	30.726	38.843	192.5	20:39.659	11	1:52.842	42.693	31.311	38.838	193.2	20:50.683
12	1:51.840	42.414	30.670	38.756	191.4	22:31.499	12	1:52.842	42.687	31.247	38.908	194.2	22:43.525





Circuito de Jerez
Championnat de France F4
Race - 2
Lap Analysis



21

Théo Pourchaire

Junior 27

Ugo De Wilde

Lap D	Time	Sector 1	Sector 2	Sector 3	T. Spd	Elapsed	Lap D	Time	Sector 1	Sector 2	Sector 3	T. Spd	Elapsed
1	2:02.494	51.354	31.769	39.371	191.4	2:02.494	1	2:01.484	51.006	31.172	39.306	188.8	2:01.484
2	1:52.581	42.844	30.885	38.852	190.4	3:55.075	2	1:51.907	42.521	30.604	38.782	190.4	3:53.391
3	1:51.720	42.463	30.683	38.574	190.4	5:46.795	3	1:51.702	42.440	30.586	38.676	191.1	5:45.093
4	1:51.626	42.440	30.608	38.578	190.8	7:38.421	4	1:51.547	42.401	30.587	38.559	191.1	7:36.640
5	1:51.632	42.361	30.631	38.640	191.1	9:30.053	5	1:51.794	42.556	30.704	38.534	190.1	9:28.434
6	1:51.671	42.389	30.645	38.637	191.1	11:21.724	6	1:51.422	42.371	30.515	38.536	190.8	11:19.856
7	1:51.710	42.465	30.680	38.565	191.1	13:13.434	7	1:51.707	42.331	30.649	38.727	191.1	13:11.563
8	1:51.781	42.506	30.710	38.565	190.4	15:05.215	8	1:51.873	42.610	30.568	38.695	193.5	15:03.436
9	1:51.685	42.404	30.691	38.590	191.4	16:56.900	9	1:51.641	42.394	30.508	38.739	190.8	16:55.077
10	1:52.136	42.617	30.744	38.775	189.8	18:49.036	10	1:51.552	42.383	30.440	38.729	191.4	18:46.629
11	1:51.927	42.482	30.744	38.701	190.4	20:40.963	11	1:51.574	42.365	30.535	38.674	191.1	20:38.203
12	1:52.057	42.502	30.764	38.791	189.4	22:33.020	12	1:51.924	42.419	30.615	38.890	191.8	22:30.127

22

Théo Nouet

28

Alessandro Ghiretti

Lap D	Time	Sector 1	Sector 2	Sector 3	T. Spd	Elapsed	Lap D	Time	Sector 1	Sector 2	Sector 3	T. Spd	Elapsed
1	2:03.791	52.312	31.492	39.987	192.5	2:03.791	1	2:02.850	51.832	31.325	39.693	192.1	2:02.850
2	1:52.294	42.687	30.827	38.780	190.1	3:56.085	2	1:52.445	42.688	30.874	38.883	192.1	3:55.295
3	1:52.134	42.706	30.717	38.711	190.4	5:48.219	3	1:51.847	42.577	30.672	38.598	190.8	5:47.142
4	1:52.056	42.394	30.820	38.842	191.4	7:40.275	4	1:51.619	42.396	30.626	38.597	191.4	7:38.761
5	1:51.716	42.313	30.761	38.642	191.1	9:31.991	5	1:51.737	42.313	30.644	38.780	190.8	9:30.498
6	1:51.673	42.372	30.654	38.647	189.8	11:23.664	6	1:51.618	42.314	30.605	38.699	191.8	11:22.116
7	1:51.692	42.346	30.679	38.667	190.8	13:15.356	7	1:51.913	42.508	30.703	38.702	190.8	13:14.029
8	1:52.001	42.333	30.780	38.888	190.4	15:07.357	8	1:51.839	42.343	30.684	38.812	191.4	15:05.868
9	1:51.926	42.417	30.711	38.798	190.8	16:59.283	9	1:52.066	42.598	30.624	38.844	190.1	16:57.934
10	1:51.828	42.405	30.599	38.824	190.4	18:51.111	10	1:51.922	42.587	30.648	38.687	189.1	18:49.856
11	1:52.289	42.500	30.834	38.955	191.8	20:43.400	11	1:51.965	42.628	30.610	38.727	190.4	20:41.821
12	1:52.142	42.495	30.869	38.778	191.1	22:35.542	12	1:52.148	42.528	30.774	38.846	190.8	22:33.969

23

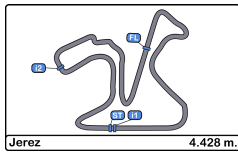
Caio Collet

30

Esteban Muth

Lap D	Time	Sector 1	Sector 2	Sector 3	T. Spd	Elapsed	Lap D	Time	Sector 1	Sector 2	Sector 3	T. Spd	Elapsed
1	2:01.984	51.463	31.113	39.408	193.8	2:01.984	1	2:00.604	50.745	31.050	38.809	189.4	2:00.604
2	1:52.239	42.729	30.817	38.693	192.1	3:54.223	2	1:51.737	42.416	30.741	38.580	191.4	3:52.341
3	1:51.519	42.367	30.718	38.434	191.8	5:45.742	3	1:51.239	42.292	30.524	38.423	189.8	5:43.580
4	1:51.497	42.331	30.666	38.500	192.8	7:37.239	4	1:51.093	42.114	30.448	38.531	190.8	7:34.673
5	1:51.849	42.462	30.755	38.632	191.8	9:29.088	5	1:51.280	42.143	30.571	38.566	191.4	9:25.953
6	1:51.607	42.418	30.657	38.532	192.1	11:20.695	6	1:51.214	42.126	30.502	38.586	191.4	11:17.167
7	1:51.361	42.232	30.601	38.528	192.5	13:12.056	7	1:51.293	42.171	30.514	38.608	192.1	13:08.460
8	1:52.024	42.748	30.624	38.652	191.8	15:04.080	8	1:51.473	42.282	30.543	38.648	192.5	14:59.933
9	1:51.531	42.379	30.653	38.499	192.8	16:55.611	9	1:51.547	42.217	30.659	38.671	192.5	16:51.480
10	1:51.634	42.479	30.645	38.510	192.8	18:47.245	10	1:51.402	42.340	30.591	38.471	189.8	18:42.882
11	1:51.663	42.483	30.648	38.532	192.8	20:38.908	11	1:51.797	42.565	30.622	38.610	191.1	20:34.679
12	1:52.044	42.485	30.701	38.858	192.1	22:30.952	12	1:51.691	42.264	30.682	38.745	192.1	22:26.370





Circuito de Jerez
Championnat de France F4
Race - 2
Lap Analysis



31

Ulysse De Pauw

Lap	D	Time	Sector 1	Sector 2	Sector 3	T. Spd	Elapsed
1		2:01.808	51.081	31.280	39.447	190.8	2:01.808
2		1:52.086	42.721	30.760	38.605	191.1	3:53.894
3		1:51.529	42.410	30.582	38.537	190.8	5:45.423
4		1:51.582	42.387	30.575	38.620	192.1	7:37.005
5		1:51.835	42.425	30.748	38.662	192.1	9:28.840
6		1:51.469	42.352	30.574	38.543	190.4	11:20.309
7		1:51.443	42.237	30.624	38.582	192.5	13:11.752
8		1:52.021	42.782	30.580	38.659	191.1	15:03.773
9		1:51.549	42.429	30.529	38.591	191.8	16:55.322
10		1:51.725	42.456	30.585	38.684	192.5	18:47.047
11		1:51.574	42.424	30.531	38.619	191.8	20:38.621
12		1:51.826	42.420	30.637	38.769	191.4	22:30.447

51

Shihab Al Habsi

Junior

Lap	D	Time	Sector 1	Sector 2	Sector 3	T. Spd	Elapsed
1		2:05.403	53.062	32.148	40.193	191.4	2:05.403
2		1:53.100	42.975	31.133	38.992	190.1	3:58.503
3		1:52.407	42.722	30.900	38.785	190.4	5:50.910
4		1:52.238	42.517	31.087	38.634	191.4	7:43.148
5		1:52.052	42.579	30.724	38.749	191.1	9:35.200
6		1:53.182	42.621	31.289	39.272	194.5	11:28.382
7		1:51.572	42.257	30.622	38.693	190.1	13:19.954
8		1:52.305	42.668	30.848	38.789	191.8	15:12.259
9		1:52.676	43.043	30.955	38.678	190.8	17:04.935
10		1:52.615	42.685	31.086	38.844	190.8	18:57.550
11		1:53.641	42.831	31.195	39.615	191.4	20:51.191
12		1:52.996	42.715	31.094	39.187	191.4	22:44.187

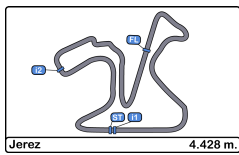
87

O'Neill Muth

Junior

Lap	D	Time	Sector 1	Sector 2	Sector 3	T. Spd	Elapsed
1		1:59.188	49.827	30.694	38.667	186.8	1:59.188
2		1:51.814	42.556	30.537	38.721	188.1	3:51.002
3		1:51.480	42.428	30.540	38.512	189.1	5:42.482
4		1:51.386	42.350	30.489	38.547	189.1	7:33.868
5		1:51.209	42.363	30.477	38.369	189.4	9:25.077
6		1:51.401	42.353	30.464	38.584	190.1	11:16.478
7		1:51.438	42.460	30.492	38.486	189.8	13:07.916
8		1:51.539	42.486	30.540	38.513	190.1	14:59.455
9		1:51.432	42.409	30.548	38.475	190.1	16:50.887
10		1:51.679	42.374	30.648	38.657	190.1	18:42.566
11		1:51.568	42.495	30.580	38.493	189.8	20:34.134
12		1:51.580	42.552	30.494	38.534	190.1	22:25.714



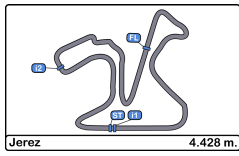


Circuito de Jerez
Championnat de France F4
Race - 2
Analysis by Lap



Num	Lap Time	Gap	Num	Lap Time	Gap	Num	Lap Time	Gap	Num	Lap Time	Gap	Num	Lap Time	Gap
Lap 1			23	1:51.519	03.260	4	1:51.886	07.866	Lap 8			23	1:51.634	04.679
87	1:59.188		7	1:51.857	03.924	1	1:52.458	09.637	87	1:51.539		7	1:51.632	05.149
11	2:00.083	00.895	21	1:51.720	04.313	16	1:52.191	09.829	30	1:51.473	00.478	21	1:52.136	06.470
30	2:00.604	01.416	28	1:51.847	04.660	51	1:52.052	10.123	11	1:51.435	02.795	28	1:51.922	07.290
27	2:01.484	02.296	10	1:51.852	05.164	Num Lap Time Gap			27	1:51.873	03.981	10	1:52.074	07.966
31	2:01.808	02.620	22	1:52.134	05.737	Lap 6			31	1:52.021	04.318	22	1:51.828	08.545
23	2:01.984	02.796	4	1:52.311	06.795	87	1:51.401		23	1:52.024	04.625	4	1:51.692	09.516
7	2:02.142	02.954	1	1:52.346	07.538	30	1:51.214	00.689	7	1:51.678	05.053	1	1:52.552	14.604
21	2:02.494	03.306	16	1:52.344	07.814	11	1:51.532	02.699	21	1:51.781	05.760	51	1:52.615	14.984
28	2:02.850	03.662	51	1:52.407	08.428	27	1:51.422	03.378	28	1:51.839	06.413	16	1:52.513	15.275
10	2:03.070	03.882	Num Lap Time Gap			31	1:51.469	03.831	10	1:51.843	07.008	Num Lap Time Gap		
22	2:03.791	04.603	Lap 4			23	1:51.607	04.217	22	1:52.001	07.902	Lap 11		
4	2:04.133	04.945	87	1:51.386		7	1:51.812	04.808	4	1:51.826	09.130	87	1:51.568	
16	2:04.845	05.657	30	1:51.093	00.805	21	1:51.671	05.246	1	1:52.349	12.527	30	1:51.797	00.545
1	2:05.265	06.077	11	1:51.643	02.347	28	1:51.618	05.638	51	1:52.305	12.804	11	1:51.698	03.364
51	2:05.403	06.215	27	1:51.547	02.772	10	1:51.510	06.137	16	1:51.965	13.222	27	1:51.574	04.069
Num Lap Time Gap			31	1:51.582	03.137	22	1:51.673	07.186	Num Lap Time Gap			31	1:51.574	04.487
Lap 2			23	1:51.497	03.371	4	1:51.931	08.396	Lap 9			23	1:51.663	04.774
87	1:51.814		7	1:51.358	03.896	1	1:52.525	10.761	87	1:51.432		7	1:51.944	05.525
30	1:51.737	01.339	21	1:51.626	04.553	51	1:53.182	11.904	30	1:51.547	00.593	21	1:51.927	06.829
11	1:52.804	01.885	28	1:51.619	04.893	16	1:53.879	12.307	11	1:51.938	03.301	28	1:51.965	07.687
27	1:51.907	02.389	10	1:51.877	05.655	Num Lap Time Gap			27	1:51.641	04.190	10	1:51.874	08.272
31	1:52.086	02.892	22	1:52.056	06.407	Lap 7			31	1:51.549	04.435	22	1:52.289	09.266
23	1:52.239	03.221	4	1:51.780	07.189	87	1:51.438		23	1:51.531	04.724	4	1:51.983	09.931
7	1:52.407	03.547	1	1:52.236	08.388	30	1:51.293	00.544	7	1:51.575	05.196	1	1:53.239	16.275
21	1:52.581	04.073	16	1:52.419	08.847	11	1:51.638	02.899	21	1:51.685	06.013	16	1:52.842	16.549
28	1:52.445	04.293	51	1:52.238	09.280	27	1:51.707	03.647	28	1:52.066	07.047	51	1:53.641	17.057
10	1:52.724	04.792	Num Lap Time Gap			31	1:51.443	03.836	10	1:51.995	07.571	Num Lap Time Gap		
22	1:52.294	05.083	Lap 5			23	1:51.361	04.140	22	1:51.926	08.396	Lap 12		
4	1:52.833	05.964	87	1:51.209		7	1:51.544	04.914	4	1:51.805	09.503	87	1:51.580	
1	1:52.409	06.672	30	1:51.280	00.876	21	1:51.710	05.518	1	1:52.636	13.731	30	1:51.691	00.656
16	1:53.107	06.950	11	1:51.430	02.568	28	1:51.913	06.113	51	1:52.676	14.048	11	1:51.803	03.587
51	1:53.100	07.501	27	1:51.794	03.357	10	1:52.005	06.704	16	1:52.651	14.441	27	1:51.924	04.413
Num Lap Time Gap			31	1:51.835	03.763	22	1:51.692	07.440	Num Lap Time Gap			31	1:51.826	04.733
Lap 3			23	1:51.849	04.011	4	1:51.885	08.843	Lap 10			23	1:52.044	05.238
87	1:51.480		7	1:51.710	04.397	1	1:52.394	11.717	87	1:51.679		7	1:51.840	05.785
30	1:51.239	01.098	21	1:51.632	04.976	51	1:51.572	12.038	30	1:51.402	00.316	21	1:52.057	07.306
11	1:51.685	02.090	28	1:51.737	05.421	16	1:51.927	12.796	11	1:51.612	03.234	28	1:52.148	08.255
27	1:51.702	02.611	10	1:51.582	06.028				27	1:51.552	04.063	10	1:52.196	08.888
31	1:51.529	02.941	22	1:51.716	06.914				31	1:51.725	04.481	22	1:52.142	09.828



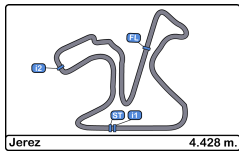


Circuito de Jerez
Championnat de France F4
Race - 2
Analysis by Lap



Num	Lap Time	Gap
4	1:51.950	10.301
1	1:52.947	17.642
16	1:52.842	17.811
51	1:52.996	18.473

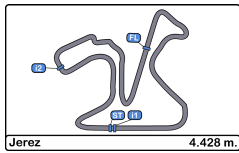




Circuito de Jerez
Championnat de France F4
Race - 2
Best Sectors Results



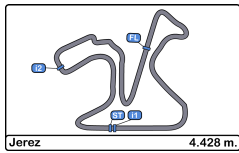
Sector - 1			Sector - 2			Sector - 3			Ideal Lap vs Best Lap						
Clas	Nº	Driver	Time	Nº	Driver	Time	Nº	Driver	Time	Clas	Nº	Driver	Ideal Lap	Best Lap	Clas
1	30	Esteban Muth	42.114	27	Ugo De Wilde	30.440	11	Pierre-Louis Chovet	38.329	1	30	Esteban Muth	1:50.985	1:51.093	1
2	7	Arthur Leclerc	42.157	30	Esteban Muth	30.448	87	O'Neill Muth	38.369	2	87	O'Neill Muth	1:51.183	1:51.209	2
3	23	Caio Collet	42.232	87	O'Neill Muth	30.464	30	Esteban Muth	38.423	3	11	Pierre-Louis Chovet	1:51.193	1:51.430	6
4	31	Ulysse De Pauw	42.237	31	Ulysse De Pauw	30.529	23	Caio Collet	38.434	4	23	Caio Collet	1:51.267	1:51.361	4
5	10	Reshad De Gerus	42.257	10	Reshad De Gerus	30.531	10	Reshad De Gerus	38.495	5	10	Reshad De Gerus	1:51.283	1:51.510	8
6	51	Shihab Al Habsi	42.257	7	Arthur Leclerc	30.570	27	Ugo De Wilde	38.534	6	31	Ulysse De Pauw	1:51.303	1:51.443	7
7	11	Pierre-Louis Chovet	42.263	4	Baptiste Moulin	30.573	31	Ulysse De Pauw	38.537	7	27	Ugo De Wilde	1:51.305	1:51.422	5
8	16	Sacha Lehmann	42.285	22	Théo Nouet	30.599	21	Théo Pourchaire	38.565	8	7	Arthur Leclerc	1:51.323	1:51.358	3
9	28	Alessandro Ghiretti	42.313	23	Caio Collet	30.601	7	Arthur Leclerc	38.596	9	51	Shihab Al Habsi	1:51.513	1:51.572	9
10	22	Théo Nouet	42.313	11	Pierre-Louis Chovet	30.601	28	Alessandro Ghiretti	38.597	10	28	Alessandro Ghiretti	1:51.515	1:51.618	10
11	27	Ugo De Wilde	42.331	28	Alessandro Ghiretti	30.605	4	Baptiste Moulin	38.599	11	4	Baptiste Moulin	1:51.515	1:51.692	13
12	4	Baptiste Moulin	42.343	21	Théo Pourchaire	30.608	51	Shihab Al Habsi	38.634	12	21	Théo Pourchaire	1:51.534	1:51.626	11
13	87	O'Neill Muth	42.350	51	Shihab Al Habsi	30.622	22	Théo Nouet	38.642	13	22	Théo Nouet	1:51.554	1:51.673	12
14	21	Théo Pourchaire	42.361	16	Sacha Lehmann	30.723	16	Sacha Lehmann	38.700	14	16	Sacha Lehmann	1:51.708	1:51.927	14
15	1	Baptiste Berthelot	42.491	1	Baptiste Berthelot	30.832	1	Baptiste Berthelot	38.753	15	1	Baptiste Berthelot	1:52.076	1:52.236	15



Circuito de Jerez
Championnat de France F4
Race - 2
Leader Sequence



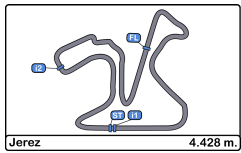
<u>N°</u>	<u>Driver</u>	<u>Nat</u>	<u>Team</u>	<u>Class</u>	<u>Start Lap</u>	<u>End Lap</u>	<u>Laps</u>	<u>Total Laps</u>
87	O'Neill Muth	DEU		Junior	1	12	12	12



Circuito de Jerez
Championnat de France F4
Race - 2
Best 5 Lap Times



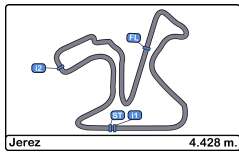
Cls	N°	Driver	Nat	Team	Class	Best 1		Best 2		Best 3		Best 4		Best 5	
						Time	Lap	Time	Lap	Time	Lap	Time	Lap	Time	Lap
1	30	Esteban Muth	DEU			1:51.093	4	1:51.214	6	1:51.239	3	1:51.280	5	1:51.293	7
2	87	O'Neill Muth	DEU		Junior	1:51.209	5	1:51.386	4	1:51.401	6	1:51.432	9	1:51.438	7
3	7	Arthur Leclerc	MCO			1:51.358	4	1:51.544	7	1:51.575	9	1:51.632	10	1:51.678	8
4	23	Caio Collet	BRA			1:51.361	7	1:51.497	4	1:51.519	3	1:51.531	9	1:51.607	6
5	27	Ugo De Wilde	BEL			1:51.422	6	1:51.547	4	1:51.552	10	1:51.574	11	1:51.641	9
6	11	Pierre-Louis Chovet	FRA			1:51.430	5	1:51.435	8	1:51.532	6	1:51.612	10	1:51.638	7
7	31	Ulysse De Pauw	BEL			1:51.443	7	1:51.469	6	1:51.529	3	1:51.549	9	1:51.574	11
8	10	Reshad De Gerus	FRA		Junior	1:51.510	6	1:51.582	5	1:51.843	8	1:51.852	3	1:51.874	11
9	51	Shihab Al Habsi	OMN		Junior	1:51.572	7	1:52.052	5	1:52.238	4	1:52.305	8	1:52.407	3
10	28	Alessandro Ghiretti	FRA			1:51.618	6	1:51.619	4	1:51.737	5	1:51.839	8	1:51.847	3
11	21	Théo Pourchaire	FRA		Junior	1:51.626	4	1:51.632	5	1:51.671	6	1:51.685	9	1:51.710	7
12	22	Théo Nouet	FRA			1:51.673	6	1:51.692	7	1:51.716	5	1:51.828	10	1:51.926	9
13	4	Baptiste Moulin	BEL			1:51.692	10	1:51.780	4	1:51.805	9	1:51.826	8	1:51.885	7
14	16	Sacha Lehmann	FRA			1:51.927	7	1:51.965	8	1:52.191	5	1:52.344	3	1:52.419	4
15	1	Baptiste Berthelot	FRA			1:52.236	4	1:52.346	3	1:52.349	8	1:52.394	7	1:52.409	2



Circuito de Jerez
Championnat de France F4
Race - 2
Best 5 Top Speeds



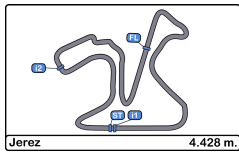
Cls	N°	Driver	Nat	Team	Class	Top 1		Top 2		Top 3		Top 4		Top 5		Avg
						Km/h	Lap	Km/h	Lap	Km/h	Lap	Km/h	Lap	Km/h	Lap	
1	51	Shihab Al Habsi	OMN		Junior	194.5	6	191.8	8	191.4	1	191.4	4	191.4	11	192.1
2	16	Sacha Lehmann	FRA			194.2	12	193.2	11	192.5	6	191.8	1	191.8	4	192.7
3	1	Baptiste Berthelot	FRA			193.8	2	191.8	3	191.1	4	190.8	1	190.8	12	191.7
4	23	Caio Collet	BRA			193.8	1	192.8	4	192.8	9	192.8	10	192.8	11	193.0
5	27	Ugo De Wilde	BEL			193.5	8	191.8	12	191.4	10	191.1	3	191.1	4	191.8
6	7	Arthur Leclerc	MCO			192.8	1	192.8	6	192.5	8	192.5	11	192.1	2	192.5
7	4	Baptiste Moulin	BEL			192.5	1	191.8	12	190.8	10	190.8	11	190.4	7	191.2
8	22	Théo Nouet	FRA			192.5	1	191.8	11	191.4	4	191.1	5	191.1	12	191.6
9	30	Esteban Muth	DEU			192.5	8	192.5	9	192.1	7	192.1	12	191.4	2	192.1
10	31	Ulysse De Pauw	BEL			192.5	7	192.5	10	192.1	4	192.1	5	191.8	9	192.2
11	10	Reshad De Gerus	FRA		Junior	192.1	1	191.8	11	191.8	12	191.4	5	191.4	6	191.7
12	28	Alessandro Ghiretti	FRA			192.1	1	192.1	2	191.8	6	191.4	4	191.4	8	191.8
13	21	Théo Pourchaire	FRA		Junior	191.4	1	191.4	9	191.1	5	191.1	6	191.1	7	191.2
14	87	O'Neill Muth	DEU		Junior	190.1	6	190.1	8	190.1	9	190.1	10	190.1	12	190.1
15	11	Pierre-Louis Chovet	FRA			189.8	5	189.8	8	189.8	9	189.4	3	189.4	4	189.6



Circuito de Jerez
Championnat de France F4
Race - 2
Fastest Laps Sequence



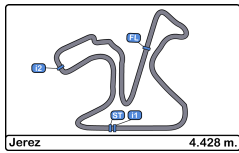
Lap	Time of Day	Session Time	N°	Driver	Nat	Team	Class	Time	Km/h
2	10:51:57.333	3:51.333	87	O'Neill Muth	DEU		Junior	1:51.814	142.5
2	10:51:58.671	3:52.671	30	Esteban Muth	DEU			1:51.737	142.6
3	10:53:48.812	5:42.812	87	O'Neill Muth	DEU		Junior	1:51.480	142.9
3	10:53:49.910	5:43.910	30	Esteban Muth	DEU			1:51.239	143.3
4	10:55:41.003	7:35.003	30	Esteban Muth	DEU			1:51.093	143.4



Circuito de Jerez
Championnat de France F4
Race - 2
Event Best Maximum Speed



N°	Driver	Nat	Team	Class	Km/h	Session
51	Shihab Al Habsi	OMN		Junior	194.5	Race - 2
27	Ugo De Wilde	BEL			194.2	Qualifying
16	Sacha Lehmann	FRA			194.2	Race - 2
23	Caio Collet	BRA			193.8	Race - 2
1	Baptiste Berthelot	FRA			193.8	Race - 2
4	Baptiste Moulin	BEL			193.2	Race - 1
30	Esteban Muth	DEU			192.8	Private Test - 1
87	O'Neill Muth	DEU		Junior	192.8	Qualifying
7	Arthur Leclerc	MCO			192.8	Race - 2
28	Alessandro Ghiretti	FRA			192.5	Qualifying
10	Reshad De Gerus	FRA		Junior	192.5	Qualifying
5	Adam Eteki	FRA			192.5	Qualifying
22	Théo Nouet	FRA			192.5	Race - 2
31	Ulysse De Pauw	BEL			192.5	Race - 2
11	Pierre-Louis Chovet	FRA			192.1	Qualifying
21	Théo Pourchaire	FRA		Junior	192.1	Race - 1
18	Matéo Herrero	FRA			191.8	Qualifying



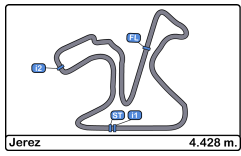
Circuito de Jerez
Championnat de France F4
Race - 2
Lap Chart



LAP

Nr	Pos	Grid	1	2	3	4	5	6	7	8	9	10	11	12
87	1	87	87	87	87	87	87	87	87	87	87	87	87	87
11	2	11	11	30	30	30	30	30	30	30	30	30	30	30
27	3	27	30	11	11	11	11	11	11	11	11	11	11	11
30	4	30	27	27	27	27	27	27	27	27	27	27	27	27
31	5	31	31	31	31	31	31	31	31	31	31	31	31	31
10	6	10	23	23	23	23	23	23	23	23	23	23	23	23
21	7	21	7	7	7	7	7	7	7	7	7	7	7	7
28	8	28	21	21	21	21	21	21	21	21	21	21	21	21
7	9	7	28	28	28	28	28	28	28	28	28	28	28	28
23	10	23	10	10	10	10	10	10	10	10	10	10	10	10
22	11	22	22	22	22	22	22	22	22	22	22	22	22	22
4	12	4	4	4	4	4	4	4	4	4	4	4	4	4
16	13	16	16	1	1	1	1	1	1	1	1	1	1	1
51	14	51	1	16	16	16	16	51	51	51	51	51	16	16
1	15	1	51	51	51	51	51	16	16	16	16	16	51	51

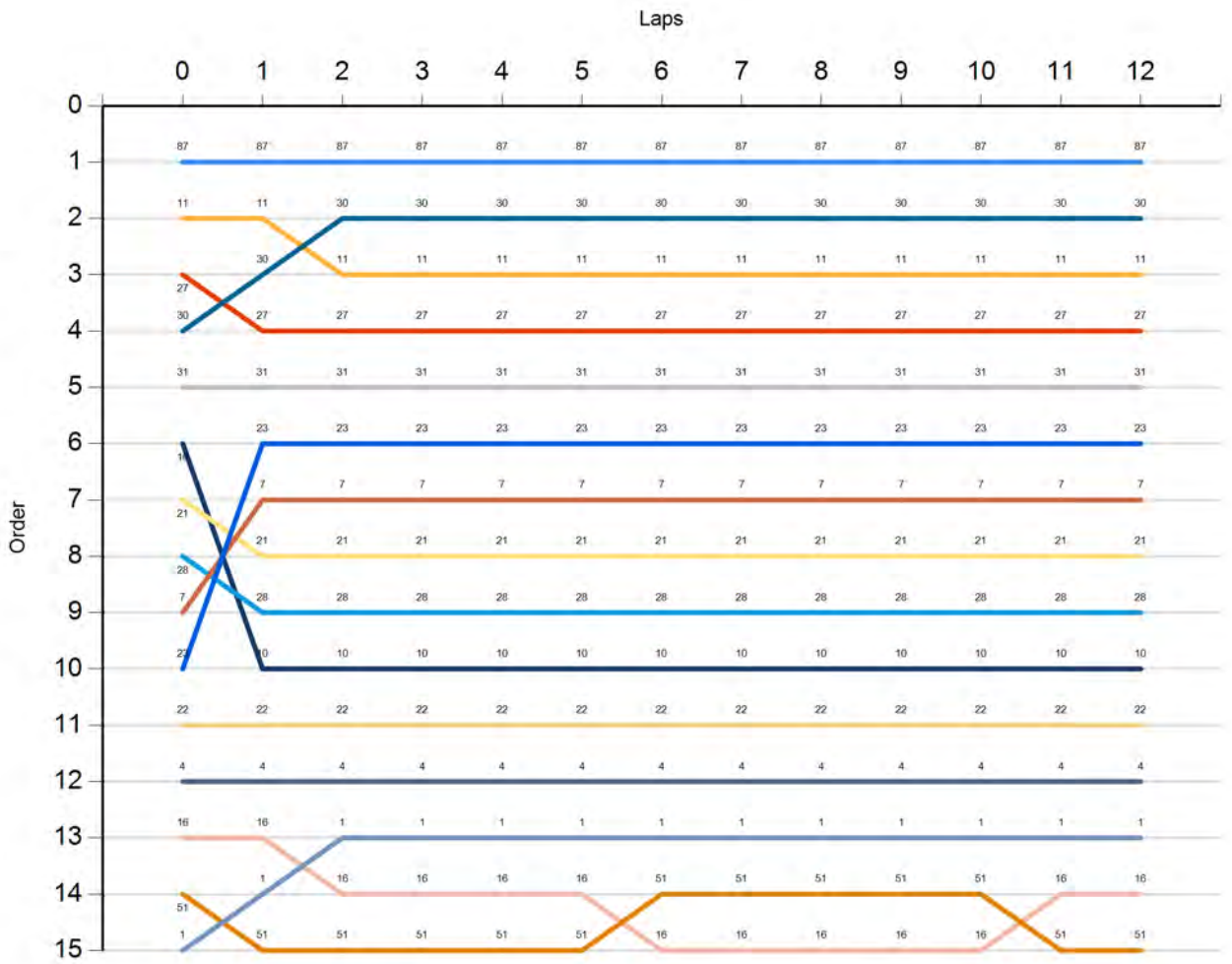


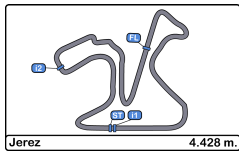


Circuito de Jerez
 Championnat de France F4
 Race - 2
 Graphic Lap Chart



- 87
- 11
- 27
- 30
- 31
- 10
- 21
- 28
- 7
- 23
- 22
- 4
- 16
- 51
- 1



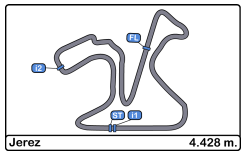


Circuito de Jerez
Championnat de France F4
Race - 2
Pit Stop Analysis



N°	In Day Time	Driver	Nat	Team	Class	In Time	Stop N°	Pit Time	Handicap	Penalty
----	-------------	--------	-----	------	-------	---------	---------	----------	----------	---------

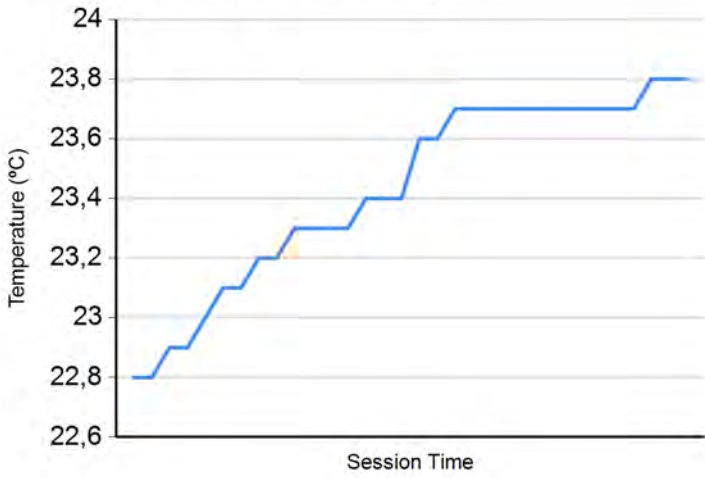




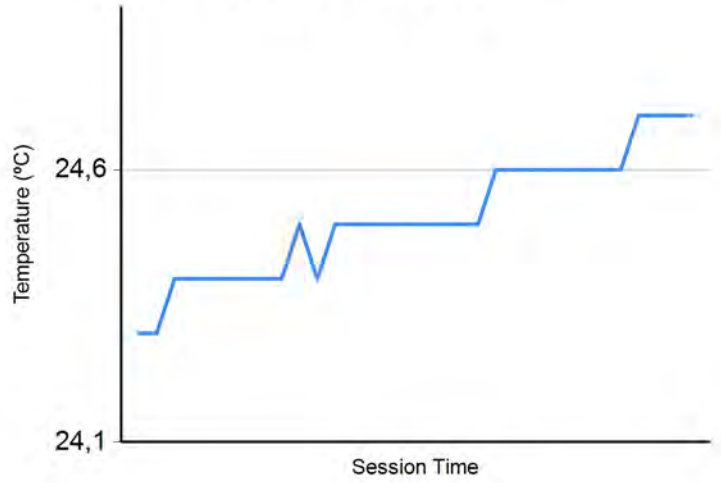
Circuito de Jerez
Championnat de France F4
Race - 2
Weather Report



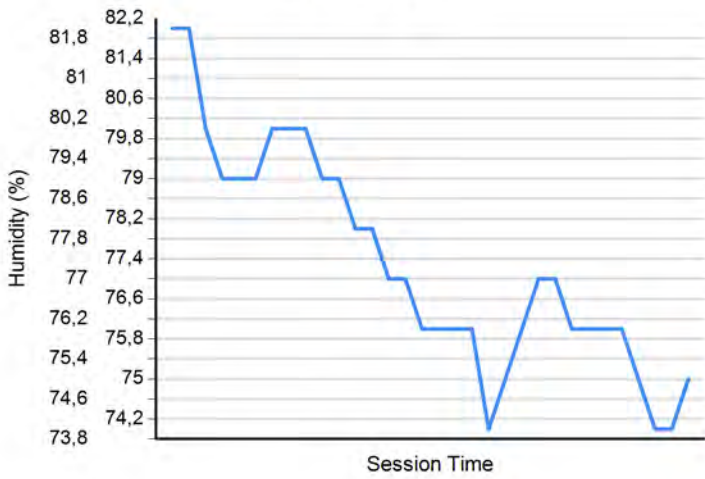
Air Temperature



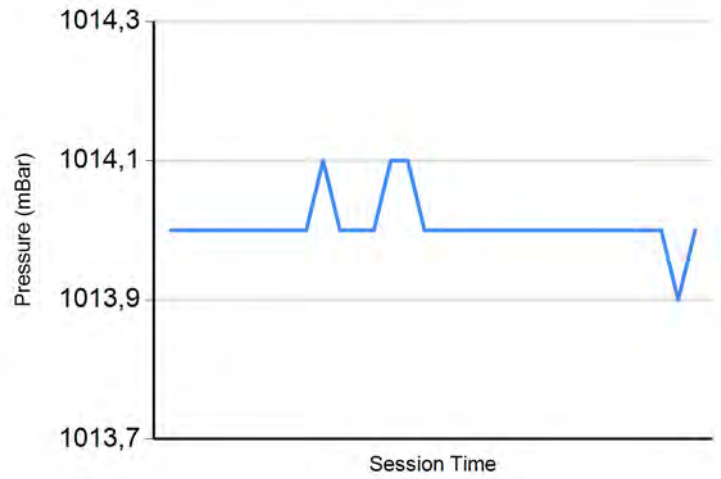
Track Temperature



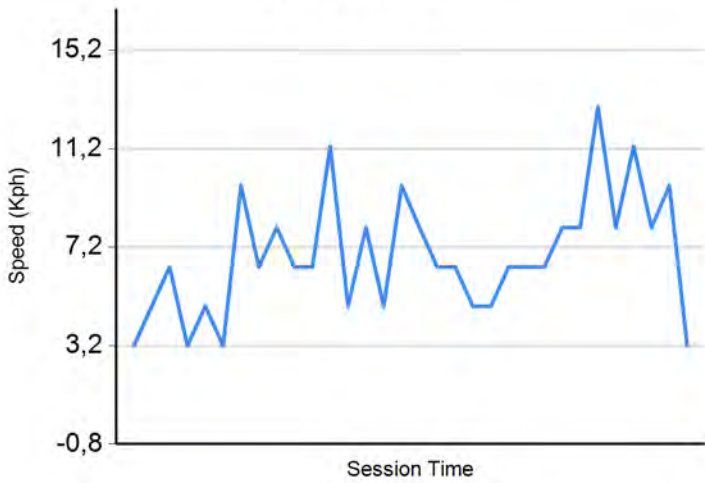
Humidity



Pressure

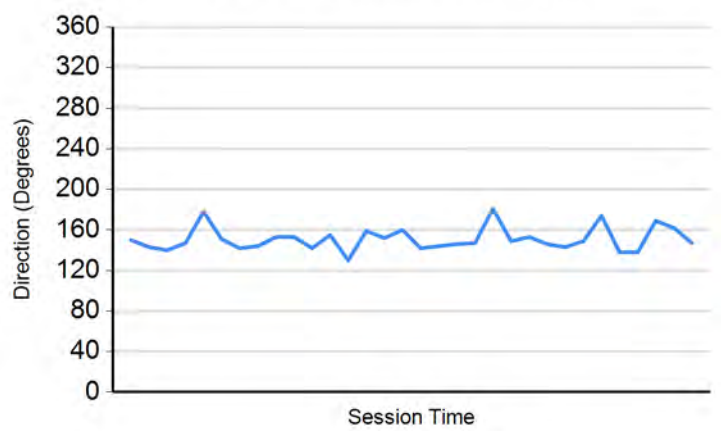


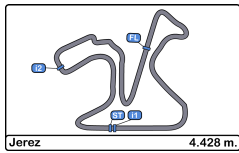
Wind Speed



Wind direction

North = 0°/360° Est = 90° South = 180° West = 270°

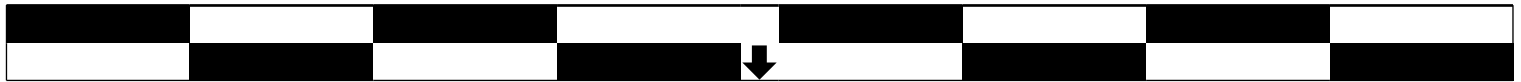




Circuito de Jerez
Championnat de France F4
Race - 3
Starting Grid



17	1	Baptiste Berthelot	1:51.993	.9.	1:51.186	Shihab Al Habsi	51	16
15	4	Baptiste Moulin	1:50.991	.8.	1:50.922	Matéo Herrero	18	14
13	87	O'Neill Muth	1:50.836	.7.	1:50.743	Sacha Lehmann	16	12
11	22	Théo Nouet	1:50.555	.6.	1:50.366	Ulysse De Pauw	31	10
9	27	Ugo De Wilde	1:50.326	.5.	1:50.315	Pierre-Louis Chovet	11	8
7	21	Théo Pourchaire	1:50.231	.4.	1:50.181	Esteban Muth	30	6
5	28	Alessandro Ghiretti	1:50.154	.3.	1:50.144	Reshad De Gerus	10	4
3	7	Arthur Leclerc	1:50.039	.2.	1:49.987	Adam Eteki	5	2
1	23	Caio Collet	1:49.641	.1.				



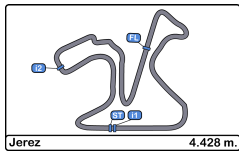
Pole

Published at:.....

Stewards:

Timekeeper:





Circuito de Jerez
Championnat de France F4
Race - 3
Provisional Results



Cls	N°	Driver	Nat	Team	Class	Cls	Laps	Total Time	Gap	Interval	Km/h	Best	Time	Km/h
1	23	Caio Collet	BRA				12	22:31.923			141.4	4	1:51.552	142.9
2	28	Alessandro Ghiretti	FRA				12	22:45.234	13.311	13.311	140.1	4	1:52.304	141.9
3	30	Esteban Muth	DEU				12	22:49.908	17.985	4.674	139.6	5	1:52.878	141.2
4	10	Reshad De Gerus	FRA		Junior	1	12	22:50.176	18.253	0.268	139.6	5	1:52.615	141.5
5	11	Pierre-Louis Chovet	FRA				12	22:51.278	19.355	1.102	139.4	6	1:52.386	141.8
6	31	Ulysse De Pauw	BEL				12	22:52.256	20.333	0.978	139.3	9	1:52.580	141.5
7	27	Ugo De Wilde	BEL				12	22:53.594	21.671	1.338	139.2	3	1:52.944	141.1
8	7	Arthur Leclerc	MCO				12	22:53.722	21.799	0.128	139.2	3	1:52.566	141.6
9	87	O'Neill Muth	DEU		Junior	2	12	22:55.446	23.523	1.724	139.0	10	1:52.986	141.0
10	21	Théo Pourchaire	FRA		Junior	3	12	22:56.190	24.267	0.744	138.9	12	1:52.995	141.0
11	5	Adam Eteki	FRA				12	22:59.234	27.311	3.044	138.6	2	1:53.292	140.7
12	16	Sacha Lehmann	FRA				12	23:00.059	28.136	0.825	138.6	3	1:53.087	140.9
13	4	Baptiste Moulin	BEL				12	23:04.274	32.351	4.215	138.1	6	1:52.953	141.1
14	1	Baptiste Berthelot	FRA				12	23:09.123	37.200	4.849	137.7	3	1:53.445	140.5
15	51	Shihab Al Habsi	OMN		Junior	4	12	23:18.450	46.527	9.327	136.7	3	1:53.554	140.3
16	22	Théo Nouet	FRA				11	21:05.681	1 Lap	1 Lap	138.5	3	1:53.754	140.1

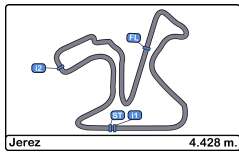
Fastest lap Caio Collet in 1:51.552 at 142.9 Km/h in lap 4

Published at:.....

Track Temp: **42.0 °C** Air Temp: **30.9 °C** Humidity: **28 %** Track Status: **DRY**

Stewards:	Race Director:	Timekeeper: 
------------------	-----------------------	---





Circuito de Jerez
Championnat de France F4
Race - 3
Provisional Results by Class



Cla	N°	Driver	Nat	Team	Class	Cls	Laps	Total Time	Gap	Interval	Km/h	Best	Time	Km/h
1	23	Caio Collet	BRA				12	22:31.923			141.4	4	1:51.552	142.9
2	28	Alessandro Ghiretti	FRA				12	22:45.234	13.311	13.311	140.1	4	1:52.304	141.9
3	30	Esteban Muth	DEU				12	22:49.908	17.985	4.674	139.6	5	1:52.878	141.2
4	11	Pierre-Louis Chovet	FRA				12	22:51.278	19.355	1.370	139.4	6	1:52.386	141.8
5	31	Ulysse De Pauw	BEL				12	22:52.256	20.333	0.978	139.3	9	1:52.580	141.5
6	27	Ugo De Wilde	BEL				12	22:53.594	21.671	1.338	139.2	3	1:52.944	141.1
7	7	Arthur Leclerc	MCO				12	22:53.722	21.799	0.128	139.2	3	1:52.566	141.6
8	5	Adam Eteki	FRA				12	22:59.234	27.311	5.512	138.6	2	1:53.292	140.7
9	16	Sacha Lehmann	FRA				12	23:00.059	28.136	0.825	138.6	3	1:53.087	140.9
10	4	Baptiste Moulin	BEL				12	23:04.274	32.351	4.215	138.1	6	1:52.953	141.1
11	1	Baptiste Berthelot	FRA				12	23:09.123	37.200	4.849	137.7	3	1:53.445	140.5
12	22	Théo Nouet	FRA				11	21:05.681	1 Lap	1 Lap	138.5	3	1:53.754	140.1

Published at:.....

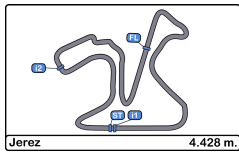
Track Temp: **42.0 °C** Air Temp: **30.9 °C** Humidity: **28 %** Track Status: **DRY**

Stewards:

Race Director:

Timekeeper:





Circuito de Jerez
Championnat de France F4
Race - 3
Provisional Results by Class



Cla	N°	Driver	Nat	Team	Class	Cls	Laps	Total Time	Gap	Interval	Km/h	Best	Time	Km/h
Junior														
1	10	Reshad De Gerus	FRA		Junior	1	12	22:50.176			139.6	5	1:52.615	141.5
2	87	O'Neill Muth	DEU		Junior	2	12	22:55.446	23.523	5.270	139.0	10	1:52.986	141.0
3	21	Théo Pourchaire	FRA		Junior	3	12	22:56.190	24.267	0.744	138.9	12	1:52.995	141.0
4	51	Shihab Al Habsi	OMN		Junior	4	12	23:18.450	46.527	22.260	136.7	3	1:53.554	140.3

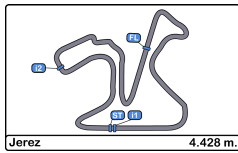
Fastest lap Caio Collet in 1:51.552 at 142.9 Km/h in lap 4

Published at:.....

Track Temp: **42.0 °C** Air Temp: **30.9 °C** Humidity: **28 %** Track Status: **DRY**

Stewards:	Race Director:	Timekeeper: 
------------------	-----------------------	---



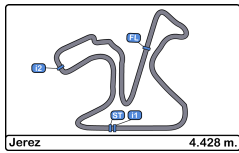


Circuito de Jerez
Championnat de France F4
Race - 3



Provisional Classification by Driver Fastest Lap

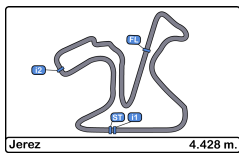
Cls	N°	Driver	Team	Class	Cls	Laps	Best	Time	Gap	Interval	Km/h
1	23	Caio Collet	BRA			12	4	1:51.552			142.9
2	28	Alessandro Ghiretti	FRA			12	4	1:52.304	0.752	0.752	141.9
3	11	Pierre-Louis Chovet	FRA			12	6	1:52.386	0.834	0.082	141.8
4	7	Arthur Leclerc	MCO			12	3	1:52.566	1.014	0.180	141.6
5	31	Ulysse De Pauw	BEL			12	9	1:52.580	1.028	0.014	141.5
6	10	Reshad De Gerus	FRA	Junior	1	12	5	1:52.615	1.063	0.035	141.5
7	30	Esteban Muth	DEU			12	5	1:52.878	1.326	0.263	141.2
8	27	Ugo De Wilde	BEL			12	3	1:52.944	1.392	0.066	141.1
9	4	Baptiste Moulin	BEL			12	6	1:52.953	1.401	0.009	141.1
10	87	O'Neill Muth	DEU	Junior	2	12	10	1:52.986	1.434	0.033	141.0
11	21	Théo Pourchaire	FRA	Junior	3	12	12	1:52.995	1.443	0.009	141.0
12	16	Sacha Lehmann	FRA			12	3	1:53.087	1.535	0.092	140.9
13	5	Adam Eteki	FRA			12	2	1:53.292	1.740	0.205	140.7
14	1	Baptiste Berthelot	FRA			12	3	1:53.445	1.893	0.153	140.5
15	51	Shihab Al Habsi	OMN	Junior	4	12	3	1:53.554	2.002	0.109	140.3
16	22	Théo Nouet	FRA			11	3	1:53.754	2.202	0.200	140.1



Circuito de Jerez
Championnat de France F4
Race - 3
Distance and Speed Average



Cls	Nº	Driver	Nat	Team	Class	Cls	Laps	Distance	Total Time	Km/h
1	23	Caio Collet	BRA				12	53.13	22:31.923	141.4
2	28	Alessandro Ghiretti	FRA				12	53.13	22:45.234	140.1
3	30	Esteban Muth	DEU				12	53.13	22:49.908	139.6
4	10	Reshad De Gerus	FRA		Junior	1	12	53.13	22:50.176	139.6
5	11	Pierre-Louis Chovet	FRA				12	53.13	22:51.278	139.4
6	31	Ulysse De Pauw	BEL				12	53.13	22:52.256	139.3
7	27	Ugo De Wilde	BEL				12	53.13	22:53.594	139.2
8	7	Arthur Leclerc	MCO				12	53.13	22:53.722	139.2
9	87	O'Neill Muth	DEU		Junior	2	12	53.13	22:55.446	139.0
10	21	Théo Pourchaire	FRA		Junior	3	12	53.13	22:56.190	138.9
11	5	Adam Eteki	FRA				12	53.13	22:59.234	138.6
12	16	Sacha Lehmann	FRA				12	53.13	23:00.059	138.6
13	4	Baptiste Moulin	BEL				12	53.13	23:04.274	138.1
14	1	Baptiste Berthelot	FRA				12	53.13	23:09.123	137.7
15	51	Shihab Al Habsi	OMN		Junior	4	12	53.13	23:18.450	136.7
16	22	Théo Nouet	FRA				11	48.70	21:05.681	138.5



Circuito de Jerez
Championnat de France F4
Race - 3
Lap Analysis



1 Baptiste Berthelot

7 Arthur Leclerc

Lap D	Time	Sector 1	Sector 2	Sector 3	T. Spd	Elapsed	Lap D	Time	Sector 1	Sector 2	Sector 3	T. Spd	Elapsed
1	2:06.050	53.641	31.969	40.440	190.1	2:06.050	1	2:01.197	49.941	31.869	39.387	188.8	2:01.197
2	1:54.288	43.639	31.380	39.269	189.1	4:00.338	2	1:52.932	43.053	30.958	<u>38.921</u>	186.8	3:54.129
3	<u>1:53.445</u>	42.870	<u>31.082</u>	39.493	190.1	5:53.783	3	<u>1:52.566</u>	<u>42.755</u>	<u>30.855</u>	38.956	188.8	5:46.695
4	1:54.180	<u>42.781</u>	31.651	39.748	191.8	7:47.963	4	1:53.025	42.924	31.069	39.032	187.5	7:39.720
5	2:03.266	51.225	32.657	39.384	142.8	9:51.229	5	1:53.306	42.857	30.974	39.475	187.5	9:33.026
6	1:53.780	43.026	31.222	39.532	189.8	11:45.009	6	1:54.184	43.519	31.418	39.247	186.2	11:27.210
7	1:54.045	42.973	31.234	39.838	187.5	13:39.054	7	1:53.322	43.024	31.070	39.228	188.8	13:20.532
8	1:53.765	43.263	31.232	39.270	188.1	15:32.819	8	1:53.873	43.514	31.095	39.264	187.1	15:14.405
9	1:54.131	43.330	31.590	<u>39.211</u>	187.8	17:26.950	9	1:54.903	43.241	31.669	39.993	188.4	17:09.308
10	1:53.799	43.181	31.218	39.400	189.4	19:20.749	10	1:55.501	44.461	31.510	39.530	190.8	19:04.809
11	1:54.072	43.223	31.538	39.311	188.8	21:14.821	11	1:54.815	43.654	31.572	39.589	189.1	20:59.624
12	1:54.302	43.260	31.537	39.505	187.1	23:09.123	12	1:54.098	43.195	31.089	39.814	189.1	22:53.722

4 Baptiste Moulin

10 Reshad De Gerus Junior

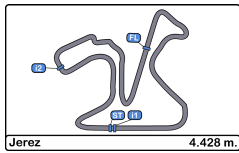
Lap D	Time	Sector 1	Sector 2	Sector 3	T. Spd	Elapsed	Lap D	Time	Sector 1	Sector 2	Sector 3	T. Spd	Elapsed
1	2:06.149	54.389	31.433	40.327	187.8	2:06.149	1	2:03.045	51.206	31.330	40.509	189.4	2:03.045
2	1:53.403	43.431	<u>30.983</u>	<u>38.989</u>	189.8	3:59.552	2	1:52.743	42.905	30.961	38.877	188.8	3:55.788
3	1:53.387	43.005	31.179	39.203	191.4	5:52.939	3	1:53.664	42.862	31.552	39.250	190.4	5:49.452
4	1:54.156	43.239	31.621	39.296	191.4	7:47.095	4	1:52.902	43.110	<u>30.915</u>	38.877	188.4	7:42.354
5	2:03.403	51.594	32.381	39.428	163.3	9:50.498	5	<u>1:52.615</u>	<u>42.794</u>	30.965	<u>38.856</u>	189.1	9:34.969
6	<u>1:52.953</u>	<u>42.885</u>	31.053	39.015	189.4	11:43.451	6	1:52.905	42.914	31.031	38.960	190.1	11:27.874
7	1:53.205	42.954	31.113	39.138	189.1	13:36.656	7	1:53.366	43.053	31.098	39.215	190.1	13:21.240
8	1:53.469	42.984	31.243	39.242	188.1	15:30.125	8	1:53.920	43.239	31.330	39.351	190.4	15:15.160
9	1:53.565	43.097	31.299	39.169	187.5	17:23.690	9	1:53.998	43.027	31.428	39.543	189.8	17:09.158
10	1:53.375	42.969	31.208	39.198	189.1	19:17.065	10	1:53.987	43.684	31.183	39.120	189.1	19:03.145
11	1:53.579	42.963	31.321	39.295	189.4	21:10.644	11	1:53.263	42.958	31.079	39.226	188.8	20:56.408
12	1:53.630	43.110	31.107	39.413	189.4	23:04.274	12	1:53.768	43.225	31.211	39.332	189.8	22:50.176

5 Adam Eteki

11 Pierre-Louis Chovet

Lap D	Time	Sector 1	Sector 2	Sector 3	T. Spd	Elapsed	Lap D	Time	Sector 1	Sector 2	Sector 3	T. Spd	Elapsed
1	2:01.487	50.006	31.970	39.511	190.1	2:01.487	1	2:03.845	52.126	31.794	39.925	190.4	2:03.845
2	<u>1:53.292</u>	<u>43.066</u>	<u>31.206</u>	<u>39.020</u>	188.1	3:54.779	2	1:53.975	43.574	31.274	39.127	193.2	3:57.820
3	1:54.759	43.332	31.840	39.587	183.6	5:49.538	3	1:53.557	42.950	31.391	39.216	192.5	5:51.377
4	1:54.924	43.883	31.598	39.443	192.1	7:44.462	4	1:53.296	43.091	30.967	39.238	189.1	7:44.673
5	1:54.662	43.542	31.965	39.155	188.4	9:39.124	5	1:53.502	43.430	31.261	38.811	189.8	9:38.175
6	1:54.101	43.347	31.548	39.206	189.8	11:33.225	6	<u>1:52.386</u>	42.727	<u>30.870</u>	<u>38.789</u>	188.8	11:30.561
7	1:54.131	43.279	31.647	39.205	189.4	13:27.356	7	1:52.625	42.738	30.957	38.930	189.8	13:23.186
8	1:54.630	43.424	31.770	39.436	188.8	15:21.986	8	1:52.889	<u>42.675</u>	30.983	39.231	190.4	15:16.075
9	1:55.217	43.535	32.256	39.426	188.1	17:17.203	9	1:53.616	43.254	31.106	39.256	189.4	17:09.691
10	1:53.738	43.223	31.422	39.093	189.8	19:10.941	10	1:54.617	43.825	31.309	39.483	191.1	19:04.308
11	1:53.552	43.157	31.254	39.141	189.4	21:04.493	11	1:53.803	43.152	31.300	39.351	193.5	20:58.111
12	1:54.741	43.341	31.686	39.714	188.1	22:59.234	12	1:53.167	43.221	31.031	38.915	188.8	22:51.278





Circuito de Jerez
Championnat de France F4
Race - 3
Lap Analysis



16

Sacha Lehmann

23

Caio Collet

Lap D	Time	Sector 1	Sector 2	Sector 3	T. Spd	Elapsed	Lap D	Time	Sector 1	Sector 2	Sector 3	T. Spd	Elapsed
1	2:07.771	52.887	32.083	42.801	187.5	2:07.771	1	1:58.662	49.184	30.728	38.750	187.1	1:58.662
2	1:53.959	43.796	31.015	39.148	188.4	4:01.730	2	1:51.816	42.552	30.578	38.686	187.5	3:50.478
3	1:53.087	43.034	31.005	39.048	188.4	5:54.817	3	1:51.991	42.565	30.692	38.734	188.1	5:42.469
4	1:53.501	43.224	31.073	39.204	189.4	7:48.318	4	1:51.552	42.450	30.578	38.524	188.8	7:34.021
5	1:54.556	44.312	31.201	39.043	181.2	9:42.874	5	1:51.625	42.444	30.607	38.574	187.8	9:25.646
6	1:53.368	43.035	31.000	39.333	189.4	11:36.242	6	1:52.127	42.667	30.676	38.784	187.8	11:17.773
7	1:53.114	42.982	30.968	39.164	190.8	13:29.356	7	1:52.158	42.633	30.708	38.817	188.4	13:09.931
8	1:54.330	43.536	31.483	39.311	187.5	15:23.686	8	1:52.041	42.606	30.699	38.736	187.8	15:01.972
9	1:54.249	43.170	31.469	39.610	190.1	17:17.935	9	1:52.304	42.621	30.742	38.941	188.1	16:54.276
10	1:54.237	43.258	31.423	39.556	188.8	19:12.172	10	1:52.353	42.742	30.750	38.861	188.8	18:46.629
11	1:53.929	43.349	31.232	39.348	188.4	21:06.101	11	1:52.562	42.720	30.866	38.976	188.1	20:39.191
12	1:53.958	43.250	31.217	39.491	189.4	23:00.059	12	1:52.732	42.850	30.840	39.042	188.4	22:31.923

21

Théo Pourchaire

Junior 27

Ugo De Wilde

Lap D	Time	Sector 1	Sector 2	Sector 3	T. Spd	Elapsed	Lap D	Time	Sector 1	Sector 2	Sector 3	T. Spd	Elapsed
1	2:03.516	51.295	31.471	40.750	190.4	2:03.516	1	2:03.258	51.693	31.332	40.233	190.8	2:03.258
2	1:53.951	43.437	31.509	39.005	188.4	3:57.467	2	1:53.550	43.626	30.955	38.969	187.8	3:56.808
3	1:53.804	43.202	31.205	39.397	190.1	5:51.271	3	1:52.944	42.857	30.910	39.177	189.4	5:49.752
4	1:54.145	43.725	31.342	39.078	189.1	7:45.416	4	1:53.493	43.552	30.914	39.027	189.4	7:43.245
5	1:54.135	43.203	31.585	39.347	190.4	9:39.551	5	1:53.015	42.959	30.963	39.093	189.1	9:36.260
6	1:55.191	43.076	31.813	40.302	192.5	11:34.742	6	1:52.998	42.856	30.929	39.213	189.8	11:29.258
7	1:53.533	43.434	31.192	38.907	190.1	13:28.275	7	1:53.270	43.083	30.837	39.350	188.4	13:22.528
8	1:54.254	43.115	31.499	39.640	189.4	15:22.529	8	1:53.352	43.054	30.949	39.349	188.8	15:15.880
9	1:54.117	43.227	31.776	39.114	189.8	17:16.646	9	1:53.610	43.110	31.010	39.490	189.4	17:09.490
10	1:53.475	43.144	31.243	39.088	189.4	19:10.121	10	1:54.567	43.865	31.247	39.455	190.4	19:04.057
11	1:53.074	43.032	31.043	38.999	189.8	21:03.195	11	1:53.913	43.301	31.104	39.508	189.8	20:57.970
12	1:52.995	43.055	31.102	38.838	189.1	22:56.190	12	1:55.624	44.129	31.589	39.906	188.4	22:53.594

22

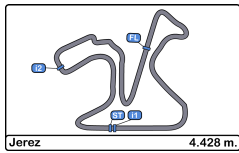
Théo Nouet

28

Alessandro Ghiretti

Lap D	Time	Sector 1	Sector 2	Sector 3	T. Spd	Elapsed	Lap D	Time	Sector 1	Sector 2	Sector 3	T. Spd	Elapsed
1	2:04.576	52.521	31.678	40.377	189.4	2:04.576	1	2:01.968	50.459	31.552	39.957	189.1	2:01.968
2	1:53.995	43.447	31.249	39.299	190.1	3:58.571	2	1:53.100	43.005	31.011	39.084	188.8	3:55.068
3	1:53.754	42.948	31.330	39.476	191.4	5:52.325	3	1:52.929	43.014	31.079	38.836	187.5	5:47.997
4	1:53.876	43.159	31.446	39.271	191.1	7:46.201	4	1:52.304	42.738	30.765	38.801	189.4	7:40.301
5	1:54.240	43.302	31.382	39.556	190.4	9:40.441	5	1:52.861	42.765	30.812	39.284	189.4	9:33.162
6	1:54.733	43.834	31.147	39.752	190.1	11:35.174	6	1:53.528	43.413	31.021	39.094	189.1	11:26.690
7	1:54.069	43.114	31.446	39.509	193.2	13:29.243	7	1:52.618	42.751	30.860	39.007	188.4	13:19.308
8	1:54.149	43.390	31.423	39.336	187.8	15:23.392	8	1:52.735	42.868	30.803	39.064	187.5	15:12.043
9	1:54.317	43.150	31.545	39.622	189.8	17:17.709	9	1:52.820	42.878	30.905	39.037	187.8	17:04.863
10	1:53.987	42.997	31.419	39.571	191.4	19:11.696	10	1:53.517	42.932	31.017	39.568	188.4	18:58.380
11	1:53.985	43.242	31.366	39.377	189.8	21:05.681	11	1:53.178	42.955	31.043	39.180	188.4	20:51.558
12	1:53.985	43.114	31.452	39.422	188.8	22:59.143	12	1:53.676	43.247	31.138	39.291	188.1	22:45.234





Circuito de Jerez
Championnat de France F4
Race - 3
Lap Analysis



30

Esteban Muth

87

O'Neill Muth

Junior

Lap D	Time	Sector 1	Sector 2	Sector 3	T. Spd	Elapsed	Lap D	Time	Sector 1	Sector 2	Sector 3	T. Spd	Elapsed
1	2:02.386	50.948	31.306	40.132	189.1	2:02.386	1	2:04.718	52.965	31.500	40.253	189.4	2:04.718
2	1:53.019	42.892	31.041	39.086	189.4	3:55.405	2	1:54.014	43.602	31.326	39.086	189.4	3:58.732
3	1:53.167	42.970	31.180	39.017	190.1	5:48.572	3	1:53.742	43.151	31.218	39.373	191.1	5:52.474
4	1:53.061	42.736	31.089	39.236	190.4	7:41.633	4	1:53.841	43.136	31.578	39.127	193.8	7:46.315
5	1:52.878	42.866	30.962	39.050	188.1	9:34.511	5	1:54.216	43.379	31.650	39.187	192.1	9:40.531
6	1:53.081	42.825	31.008	39.248	189.8	11:27.592	6	1:54.085	43.259	30.954	39.872	189.4	11:34.616
7	1:53.144	42.960	31.083	39.101	190.8	13:20.736	7	1:53.180	43.061	30.886	39.233	188.8	13:27.796
8	1:54.114	43.596	31.163	39.355	188.8	15:14.850	8	1:54.451	43.078	31.808	39.565	190.8	15:22.247
9	1:53.824	43.032	31.158	39.634	190.8	17:08.674	9	1:53.918	43.408	31.448	39.062	188.8	17:16.165
10	1:53.699	43.162	31.219	39.318	189.4	19:02.373	10	1:52.986	42.881	30.945	39.160	189.4	19:09.151
11	1:53.684	43.169	31.174	39.341	188.4	20:56.057	11	1:53.089	42.878	31.062	39.149	188.4	21:02.240
12	1:53.851	43.112	31.301	39.438	188.8	22:49.908	12	1:53.206	43.033	30.964	39.209	188.8	22:55.446

31

Ulysse De Pauw

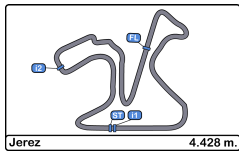
Lap D	Time	Sector 1	Sector 2	Sector 3	T. Spd	Elapsed
1	2:03.778	51.772	31.650	40.356	193.5	2:03.778
2	1:54.319	43.547	31.640	39.132	190.1	3:58.097
3	1:53.522	43.063	31.293	39.166	189.8	5:51.619
4	1:54.112	43.440	31.576	39.096	189.1	7:45.731
5	1:54.092	43.113	31.635	39.344	189.8	9:39.823
6	1:53.846	43.036	31.433	39.377	191.1	11:33.669
7	1:52.994	42.985	31.067	38.942	191.4	13:26.663
8	1:52.667	42.813	30.975	38.879	188.8	15:19.330
9	1:52.580	42.789	30.881	38.910	188.8	17:11.910
10	1:52.941	42.898	31.019	39.024	189.4	19:04.851
11	1:54.043	43.712	31.296	39.035	193.2	20:58.894
12	1:53.362	43.149	31.268	38.945	187.5	22:52.256

51

Shihab Al Habsi

Junior

Lap D	Time	Sector 1	Sector 2	Sector 3	T. Spd	Elapsed
1	2:04.984	53.405	31.837	39.742	189.4	2:04.984
2	1:54.193	43.423	31.424	39.346	189.8	3:59.177
3	1:53.554	43.011	31.221	39.322	190.4	5:52.731
4	1:54.060	43.287	31.595	39.178	189.1	7:46.791
5	2:11.686	1:00.299	32.010	39.377	171.7	9:58.477
6	1:54.246	43.265	31.167	39.814	188.8	11:52.723
7	1:54.161	43.383	31.410	39.368	187.8	13:46.884
8	1:54.045	43.232	31.571	39.242	187.1	15:40.929
9	1:53.790	43.294	31.230	39.266	187.5	17:34.719
10	1:54.974	43.304	31.599	40.071	187.5	19:29.693
11	1:54.288	43.328	31.460	39.500	186.8	21:23.981
12	1:54.469	43.436	31.319	39.714	187.1	23:18.450

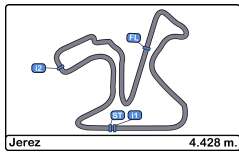


Circuito de Jerez
Championnat de France F4
Race - 3
Analysis by Lap



Num	Lap Time	Gap	Num	Lap Time	Gap	Num	Lap Time	Gap	Num	Lap Time	Gap	Num	Lap Time	Gap
Lap 1			30	1:53.167	06.103	5	1:54.662	13.478	22	1:54.069	19.312	51	1:53.790	40.443
23	1:58.662		10	1:53.664	06.983	21	1:54.135	13.905	16	1:53.114	19.425	Num Lap Time Gap		
7	2:01.197	02.535	5	1:54.759	07.069	31	1:54.092	14.177	4	1:53.205	26.725	Lap 10		
5	2:01.487	02.825	27	1:52.944	07.283	22	1:54.240	14.795	1	1:54.045	29.123	23	1:52.353	
28	2:01.968	03.306	21	1:53.804	08.802	87	1:54.216	14.885	51	1:54.161	36.953	28	1:53.517	11.751
30	2:02.386	03.724	11	1:53.557	08.908	16	1:54.556	17.228	Num Lap Time Gap			30	1:53.699	15.744
10	2:03.045	04.383	31	1:53.522	09.150	4	2:03.403	24.852	Lap 8			10	1:53.987	16.516
27	2:03.258	04.596	22	1:53.754	09.856	1	2:03.266	25.583	23	1:52.041		27	1:54.567	17.428
21	2:03.516	04.854	87	1:53.742	10.005	51	2:11.686	32.831	28	1:52.735	10.071	11	1:54.617	17.679
31	2:03.778	05.116	51	1:53.554	10.262	Num Lap Time Gap			7	1:53.873	12.433	7	1:55.501	18.180
11	2:03.845	05.183	4	1:53.387	10.470	Lap 6			30	1:54.114	12.878	31	1:52.941	18.222
22	2:04.576	05.914	1	1:53.445	11.314	23	1:52.127		10	1:53.920	13.188	87	1:52.986	22.522
87	2:04.718	06.056	16	1:53.087	12.348	28	1:53.528	08.917	27	1:53.352	13.908	21	1:53.475	23.492
51	2:04.984	06.322	Num Lap Time Gap			7	1:54.184	09.437	11	1:52.889	14.103	5	1:53.738	24.312
1	2:06.050	07.388	Lap 4			30	1:53.081	09.819	31	1:52.667	17.358	22	1:53.987	25.067
4	2:06.149	07.487	23	1:51.552		10	1:52.905	10.101	5	1:54.630	20.014	16	1:54.237	25.543
16	2:07.771	09.109	7	1:53.025	05.699	27	1:52.998	11.485	87	1:54.451	20.275	4	1:53.375	30.436
Num Lap Time Gap			28	1:52.304	06.280	11	1:52.386	12.788	21	1:54.254	20.557	1	1:53.799	34.120
Lap 2			30	1:53.061	07.612	5	1:54.101	15.452	22	1:54.149	21.420	51	1:54.974	43.064
23	1:51.816		10	1:52.902	08.333	31	1:53.846	15.896	16	1:54.330	21.714	Num Lap Time Gap		
7	1:52.932	03.651	27	1:53.493	09.224	87	1:54.085	16.843	4	1:53.469	28.153	Lap 11		
5	1:53.292	04.301	5	1:54.924	10.441	21	1:55.191	16.969	1	1:53.765	30.847	23	1:52.562	
28	1:53.100	04.590	11	1:53.296	10.652	22	1:54.733	17.401	51	1:54.045	38.957	28	1:53.178	12.367
30	1:53.019	04.927	21	1:54.145	11.395	16	1:53.368	18.469	Num Lap Time Gap			30	1:53.684	16.866
10	1:52.743	05.310	31	1:54.112	11.710	4	1:52.953	25.678	Lap 9			10	1:53.263	17.217
27	1:53.550	06.330	22	1:53.876	12.180	1	1:53.780	27.236	23	1:52.304		27	1:53.913	18.779
21	1:53.951	06.989	87	1:53.841	12.294	51	1:54.246	34.950	28	1:52.820	10.587	11	1:53.803	18.920
11	1:53.975	07.342	51	1:54.060	12.770	Num Lap Time Gap			30	1:53.824	14.398	31	1:54.043	19.703
31	1:54.319	07.619	4	1:54.156	13.074	Lap 7			10	1:53.998	14.882	7	1:54.815	20.433
22	1:53.995	08.093	1	1:54.180	13.942	23	1:52.158		7	1:54.903	15.032	87	1:53.089	23.049
87	1:54.014	08.254	16	1:53.501	14.297	28	1:52.618	09.377	27	1:53.610	15.214	21	1:53.074	24.004
51	1:54.193	08.699	Num Lap Time Gap			7	1:53.322	10.601	11	1:53.616	15.415	5	1:53.552	25.302
4	1:53.403	09.074	Lap 5			30	1:53.144	10.805	31	1:52.580	17.634	22	1:53.985	26.490
1	1:54.288	09.860	23	1:51.625		10	1:53.366	11.309	87	1:53.918	21.889	16	1:53.929	26.910
16	1:53.959	11.252	7	1:53.306	07.380	27	1:53.270	12.597	21	1:54.117	22.370	4	1:53.579	31.453
Num Lap Time Gap			28	1:52.861	07.516	11	1:52.625	13.255	5	1:55.217	22.927	1	1:54.072	35.630
Lap 3			30	1:52.878	08.865	31	1:52.994	16.732	22	1:54.317	23.433	51	1:54.288	44.790
23	1:51.991		10	1:52.615	09.323	5	1:54.131	17.425	16	1:54.249	23.659			
7	1:52.566	04.226	27	1:53.015	10.614	87	1:53.180	17.865	4	1:53.565	29.414			
28	1:52.929	05.528	11	1:53.502	12.529	21	1:53.533	18.344	1	1:54.131	32.674			





Circuito de Jerez
Championnat de France F4
Race - 3
Analysis by Lap

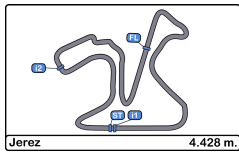


Num	Lap Time	Gap
-----	----------	-----

Lap 12

23	1:52.732	
28	1:53.676	13.311
30	1:53.851	17.985
10	1:53.768	18.253
11	1:53.167	19.355
31	1:53.362	20.333
27	1:55.624	21.671
7	1:54.098	21.799
87	1:53.206	23.523
21	1:52.995	24.267
5	1:54.741	27.311
16	1:53.958	28.136
4	1:53.630	32.351
1	1:54.302	37.200
51	1:54.469	46.527

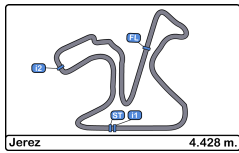




Circuito de Jerez
Championnat de France F4
Race - 3
Best Sectors Results



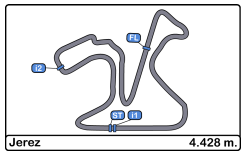
Sector - 1				Sector - 2				Sector - 3				Ideal Lap vs Best Lap			
Clas	Nº	Driver	Time	Nº	Driver	Time	Nº	Driver	Time	Clas	Nº	Driver	Ideal Lap	Best Lap	Clas
1	23	Caio Collet	42.444	23	Caio Collet	30.578	23	Caio Collet	38.524	1	23	Caio Collet	1:51.546	1:51.552	1
2	11	Pierre-Louis Chovet	42.675	28	Alessandro Ghiretti	30.765	11	Pierre-Louis Chovet	38.789	2	28	Alessandro Ghiretti	1:52.304	1:52.304	2
3	30	Esteban Muth	42.736	27	Ugo De Wilde	30.837	28	Alessandro Ghiretti	38.801	3	11	Pierre-Louis Chovet	1:52.334	1:52.386	3
4	28	Alessandro Ghiretti	42.738	7	Arthur Leclerc	30.855	21	Théo Pourchaire	38.838	4	7	Arthur Leclerc	1:52.531	1:52.566	4
5	7	Arthur Leclerc	42.755	11	Pierre-Louis Chovet	30.870	10	Reshad De Gerus	38.856	5	31	Ulysse De Pauw	1:52.549	1:52.580	5
6	1	Baptiste Berthelot	42.781	31	Ulysse De Pauw	30.881	31	Ulysse De Pauw	38.879	6	10	Reshad De Gerus	1:52.565	1:52.615	6
7	31	Ulysse De Pauw	42.789	87	O'Neill Muth	30.886	7	Arthur Leclerc	38.921	7	27	Ugo De Wilde	1:52.662	1:52.944	8
8	10	Reshad De Gerus	42.794	10	Reshad De Gerus	30.915	27	Ugo De Wilde	38.969	8	30	Esteban Muth	1:52.715	1:52.878	7
9	27	Ugo De Wilde	42.856	30	Esteban Muth	30.962	4	Baptiste Moulin	38.989	9	87	O'Neill Muth	1:52.826	1:52.986	10
10	87	O'Neill Muth	42.878	16	Sacha Lehmann	30.968	30	Esteban Muth	39.017	10	4	Baptiste Moulin	1:52.857	1:52.953	9
11	4	Baptiste Moulin	42.885	4	Baptiste Moulin	30.983	5	Adam Eteki	39.020	11	21	Théo Pourchaire	1:52.913	1:52.995	11
12	22	Théo Nouet	42.948	21	Théo Pourchaire	31.043	16	Sacha Lehmann	39.043	12	16	Sacha Lehmann	1:52.993	1:53.087	12
13	16	Sacha Lehmann	42.982	1	Baptiste Berthelot	31.082	87	O'Neill Muth	39.062	13	1	Baptiste Berthelot	1:53.074	1:53.445	14
14	51	Shihab Al Habsi	43.011	22	Théo Nouet	31.147	51	Shihab Al Habsi	39.178	14	5	Adam Eteki	1:53.292	1:53.292	13
15	21	Théo Pourchaire	43.032	51	Shihab Al Habsi	31.167	1	Baptiste Berthelot	39.211	15	51	Shihab Al Habsi	1:53.356	1:53.554	15
16	5	Adam Eteki	43.066	5	Adam Eteki	31.206	22	Théo Nouet	39.271	16	22	Théo Nouet	1:53.366	1:53.754	16



Circuito de Jerez
Championnat de France F4
Race - 3
Leader Sequence



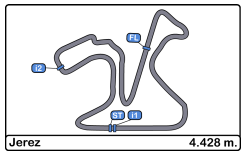
N°	Driver	Nat	Team	Class	Start Lap	End Lap	Laps	Total Laps
23	Caio Collet	BRA			1	12	12	12



Circuito de Jerez
Championnat de France F4
Race - 3
Best 5 Lap Times



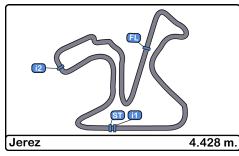
Cls	N°	Driver	Nat	Team	Class	Best 1		Best 2		Best 3		Best 4		Best 5	
						Time	Lap	Time	Lap	Time	Lap	Time	Lap	Time	Lap
1	23	Caio Collet	BRA			1:51.552	4	1:51.625	5	1:51.816	2	1:51.991	3	1:52.041	8
2	28	Alessandro Ghiretti	FRA			1:52.304	4	1:52.618	7	1:52.735	8	1:52.820	9	1:52.861	5
3	11	Pierre-Louis Chovet	FRA			1:52.386	6	1:52.625	7	1:52.889	8	1:53.167	12	1:53.296	4
4	7	Arthur Leclerc	MCO			1:52.566	3	1:52.932	2	1:53.025	4	1:53.306	5	1:53.322	7
5	31	Ulysse De Pauw	BEL			1:52.580	9	1:52.667	8	1:52.941	10	1:52.994	7	1:53.362	12
6	10	Reshad De Gerus	FRA		Junior	1:52.615	5	1:52.743	2	1:52.902	4	1:52.905	6	1:53.263	11
7	30	Esteban Muth	DEU			1:52.878	5	1:53.019	2	1:53.061	4	1:53.081	6	1:53.144	7
8	27	Ugo De Wilde	BEL			1:52.944	3	1:52.998	6	1:53.015	5	1:53.270	7	1:53.352	8
9	4	Baptiste Moulin	BEL			1:52.953	6	1:53.205	7	1:53.375	10	1:53.387	3	1:53.403	2
10	87	O'Neill Muth	DEU		Junior	1:52.986	10	1:53.089	11	1:53.180	7	1:53.206	12	1:53.742	3
11	21	Théo Pourchaire	FRA		Junior	1:52.995	12	1:53.074	11	1:53.475	10	1:53.533	7	1:53.804	3
12	16	Sacha Lehmann	FRA			1:53.087	3	1:53.114	7	1:53.368	6	1:53.501	4	1:53.929	11
13	5	Adam Eteki	FRA			1:53.292	2	1:53.552	11	1:53.738	10	1:54.101	6	1:54.131	7
14	1	Baptiste Berthelot	FRA			1:53.445	3	1:53.765	8	1:53.780	6	1:53.799	10	1:54.045	7
15	51	Shihab Al Habsi	OMN		Junior	1:53.554	3	1:53.790	9	1:54.045	8	1:54.060	4	1:54.161	7
16	22	Théo Nouet	FRA			1:53.754	3	1:53.876	4	1:53.985	11	1:53.987	10	1:53.995	2



Circuito de Jerez
Championnat de France F4
Race - 3
Best 5 Top Speeds



Cls	N°	Driver	Nat	Team	Class	Top 1		Top 2		Top 3		Top 4		Top 5		Avg
						Km/h	Lap	Km/h	Lap	Km/h	Lap	Km/h	Lap	Km/h	Lap	
1	87	O'Neill Muth	DEU		Junior	193.8	4	192.1	5	191.1	3	190.8	8	189.4	1	191.5
2	11	Pierre-Louis Chovet	FRA			193.5	11	193.2	2	192.5	3	191.1	10	190.4	1	192.1
3	31	Ulysse De Pauw	BEL			193.5	1	193.2	11	191.4	7	191.1	6	190.1	2	191.9
4	22	Théo Nouet	FRA			193.2	7	191.4	3	191.4	10	191.1	4	190.4	5	191.5
5	21	Théo Pourchaire	FRA		Junior	192.5	6	190.4	1	190.4	5	190.1	3	190.1	7	190.7
6	5	Adam Eteki	FRA			192.1	4	190.1	1	189.8	6	189.8	10	189.4	7	190.2
7	1	Baptiste Berthelot	FRA			191.8	4	190.1	1	190.1	3	189.8	6	189.4	10	190.2
8	4	Baptiste Moulin	BEL			191.4	3	191.4	4	189.8	2	189.4	6	189.4	11	190.3
9	7	Arthur Leclerc	MCO			190.8	10	189.1	11	189.1	12	188.8	1	188.8	3	189.3
10	16	Sacha Lehmann	FRA			190.8	7	190.1	9	189.4	4	189.4	6	189.4	12	189.8
11	27	Ugo De Wilde	BEL			190.8	1	190.4	10	189.8	6	189.8	11	189.4	3	190.0
12	30	Esteban Muth	DEU			190.8	7	190.8	9	190.4	4	190.1	3	189.8	6	190.4
13	10	Reshad De Gerus	FRA		Junior	190.4	3	190.4	8	190.1	6	190.1	7	189.8	9	190.2
14	51	Shihab Al Habsi	OMN		Junior	190.4	3	189.8	2	189.4	1	189.1	4	188.8	6	189.5
15	28	Alessandro Ghiretti	FRA			189.4	4	189.4	5	189.1	1	189.1	6	188.8	2	189.2
16	23	Caio Collet	BRA			188.8	4	188.8	10	188.4	7	188.4	12	188.1	3	188.5

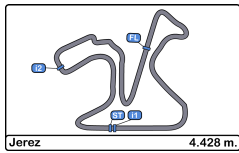


Circuito de Jerez
Championnat de France F4
Race - 3
Fastest Laps Sequence



Lap	Time of Day	Session Time	N°	Driver	Nat	Team	Class	Time	Km/h
2	15:17:02.875	3:50.875	23	Caio Collet	BRA			1:51.816	142.5
4	15:20:46.419	7:34.419	23	Caio Collet	BRA			1:51.552	142.9

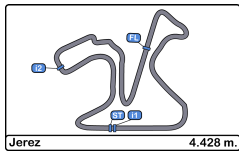




Circuito de Jerez
Championnat de France F4
Race - 3
Event Best Maximum Speed



N°	Driver	Nat	Team	Class	Km/h	Session
51	Shihab Al Habsi	OMN		Junior	194.5	Race - 2
27	Ugo De Wilde	BEL			194.2	Qualifying
16	Sacha Lehmann	FRA			194.2	Race - 2
23	Caio Collet	BRA			193.8	Race - 2
1	Baptiste Berthelot	FRA			193.8	Race - 2
87	O'Neill Muth	DEU		Junior	193.8	Race - 3
31	Ulysse De Pauw	BEL			193.5	Race - 3
11	Pierre-Louis Chovet	FRA			193.5	Race - 3
4	Baptiste Moulin	BEL			193.2	Race - 1
22	Théo Nouet	FRA			193.2	Race - 3
30	Esteban Muth	DEU			192.8	Private Test - 1
7	Arthur Leclerc	MCO			192.8	Race - 2
28	Alessandro Ghiretti	FRA			192.5	Qualifying
10	Reshad De Gerus	FRA		Junior	192.5	Qualifying
5	Adam Eteki	FRA			192.5	Qualifying
21	Théo Pourchaire	FRA		Junior	192.5	Race - 3
18	Matéo Herrero	FRA			191.8	Qualifying



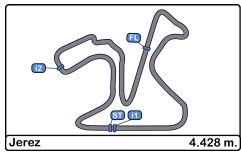
Circuito de Jerez
Championnat de France F4
Race - 3
Lap Chart



LAP

Nr	Pos	Grid	1	2	3	4	5	6	7	8	9	10	11	12
23	1	23	23	23	23	23	23	23	23	23	23	23	23	23
5	2	5	7	7	7	7	7	28	28	28	28	28	28	28
7	3	7	5	5	28	28	28	7	7	7	30	30	30	30
10	4	10	28	28	30	30	30	30	30	30	10	10	10	10
28	5	28	30	30	10	10	10	10	10	10	7	27	27	11
30	6	30	10	10	5	27	27	27	27	27	27	11	11	31
21	7	21	27	27	27	5	11	11	11	11	11	7	31	27
11	8	11	21	21	21	11	5	5	31	31	31	31	7	7
27	9	27	31	11	11	21	21	31	5	5	87	87	87	87
31	10	31	11	31	31	31	31	87	87	87	21	21	21	21
22	11	22	22	22	22	22	22	21	21	21	5	5	5	5
16	12	16	87	87	87	87	87	22	22	22	22	22	22	16
87	13	87	51	51	51	51	16	16	16	16	16	16	16	4
4	14	4	1	4	4	4	4	4	4	4	4	4	4	1
51	15	51	4	1	1	1	1	1	1	1	1	1	1	51
1	16	1	16	16	16	16	51	51	51	51	51	51	51	51

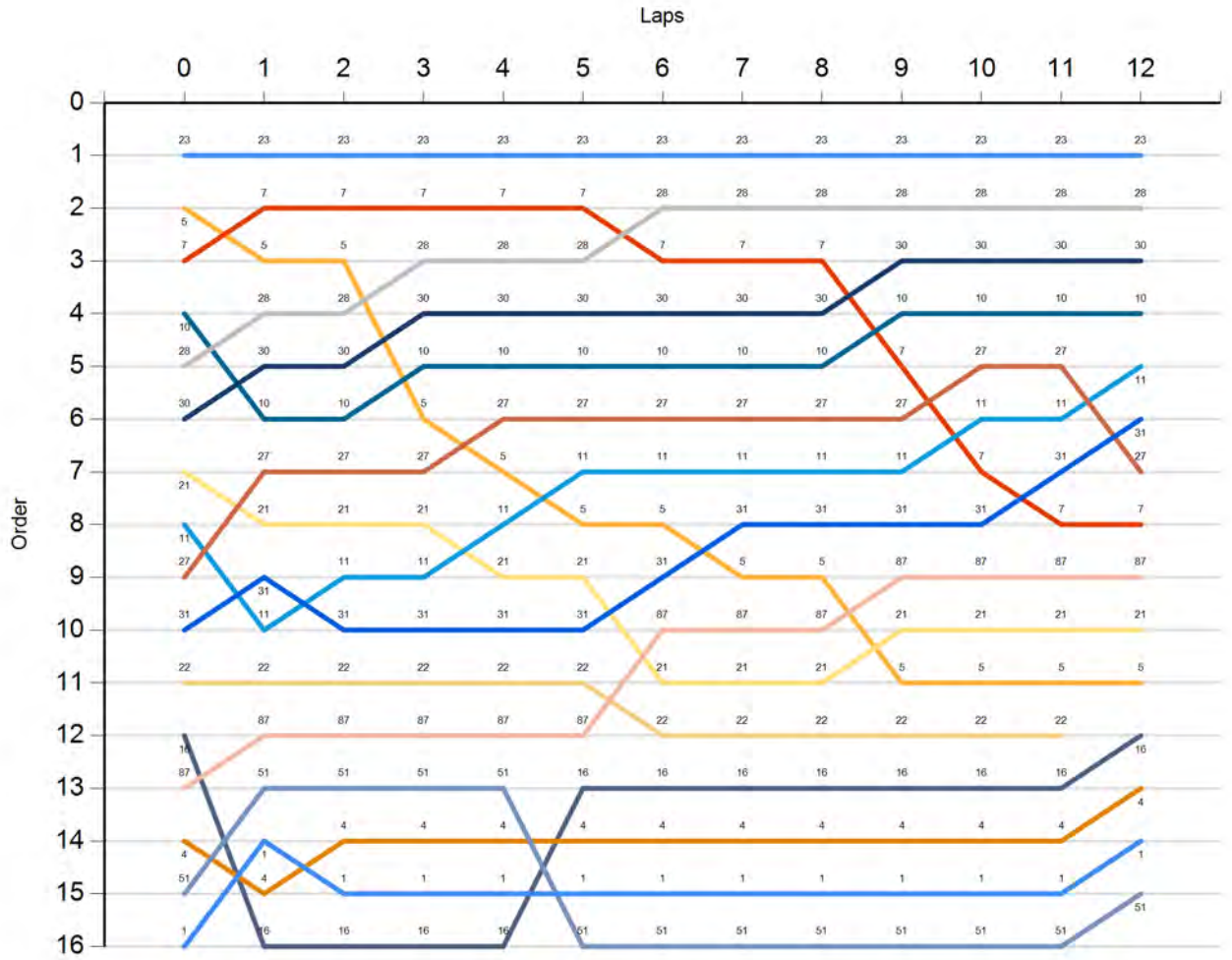


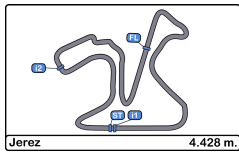


Circuito de Jerez
Championnat de France F4
Race - 3
Graphic Lap Chart



- 23
- 5
- 7
- 10
- 28
- 30
- 21
- 11
- 27
- 31
- 22
- 16
- 87
- 4
- 51
- 1



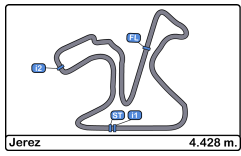


Circuito de Jerez
Championnat de France F4
Race - 3
Pit Stop Analysis



N°	In Day Time	Driver	Nat	Team	Class	In Time	Stop N°	Pit Time	Handicap	Penalty
----	-------------	--------	-----	------	-------	---------	---------	----------	----------	---------

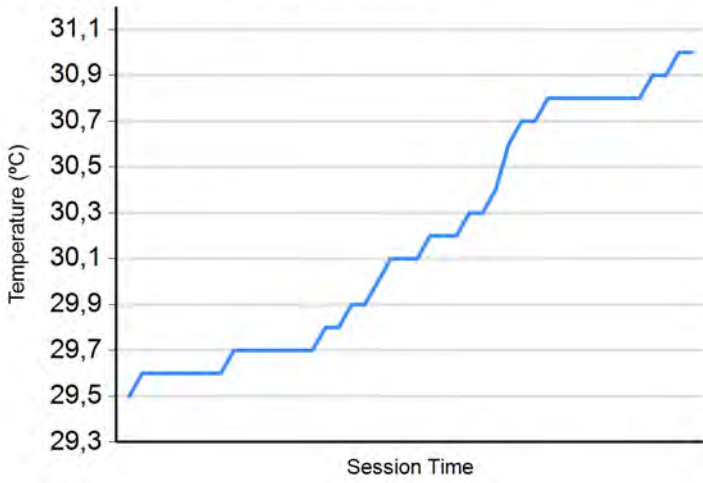




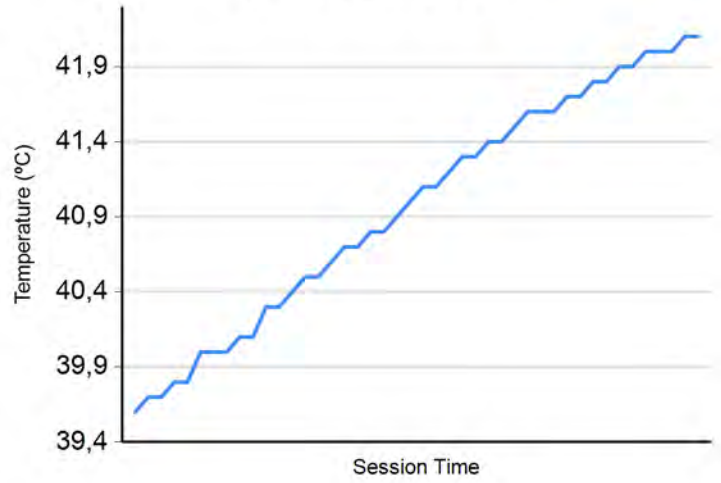
Circuito de Jerez
Championnat de France F4
Race - 3
Weather Report



Air Temperature



Track Temperature



Humidity

