



Real Federación Española
de Automovilismo




EUROFORMULA OPEN

Round 7

Jerez

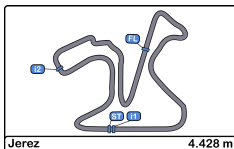
6th – 7th October 2018

Results booklet



Provided by Colegio de Cronometradores S.L.
www.cronococa.com






Circuito de Jerez
Euroformula Open
Free Practice - 1
Provisional Results



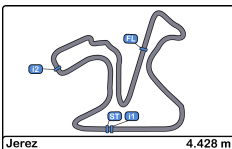
Clas	Nº	Entrant	Nat	Driver	Nat	Cat	Clas	Chassis	Team	Laps	Best	Time	Gap	Interval	Km/h
1	6			Mercedes				Dallara F312		5	4	1:36.889			164.5
2	7			Volkswagen				Dallara F312		3	3	1:37.218	0.329	0.329	163.9
3	28	Carlin Motorsport	GBR	Cameron Das	USA			Dallara F312	Carlin Motorsport	14	12	1:37.367	0.478	0.149	163.7
4	10	RACE	ESP	Bent Viscaal	NLD	R	1	Dallara F312	Teo Martin Motorsport	14	13	1:37.522	0.633	0.155	163.4
5	4	RP Motorsport	ITA	Felipe Drugovich	BRA			Dallara F312	RP Motorsport	14	14	1:37.829	0.940	0.307	162.9
6	58	Drivex School	ESP	Javier Gonzalez	MEX	R	2	Dallara F312	Drivex School	14	6	1:37.884	0.995	0.055	162.8
7	34	Carlin Motorsport	GBR	Matheus Iorio	BRA			Dallara F312	Carlin Motorsport	12	12	1:37.995	1.106	0.111	162.6
8	11	Campos Racing	ESP	Petru Florescu	ROU			Dallara F312	Campos Racing	12	10	1:38.047	1.158	0.052	162.5
9	77	RP Motorsport	ITA	Guilherme Samaia	BRA			Dallara F312	RP Motorsport	15	14	1:38.281	1.392	0.234	162.1
10	18	Campos Racing	ESP	Marcos Siebert	ARG			Dallara F312	Campos Racing	13	13	1:38.283	1.394	0.002	162.1
11	8	Drivex School	ESP	Lukas Dunner	AUT	R	3	Dallara F312	Drivex School	14	12	1:38.480	1.591	0.197	161.8
12	3	RP Motorsport	ITA	Christian Hahn	BRA			Dallara F312	RP Motorsport	15	11	1:38.814	1.925	0.334	161.3
13	1	RP Motorsport	ITA	David Schumacher	DEU	R	4	Dallara F312	RP Motorsport	13	13	1:39.016	2.127	0.202	160.9
14	51	RACE	ESP	Aldo Festante	ITA	R	5	Dallara F312	Teo Martin Motorsport	14	13	1:39.081	2.192	0.065	160.8
15	5	Carlin Motorsport	GBR	Dev Gore	USA	R	6	Dallara F312	Carlin Motorsport	16	16	1:40.006	3.117	0.925	159.3

Published at:.....

Track Temp: 24.8 °C Air Temp: 25.0 °C Humidity: 36 % Track Status: DRY

Stewards:	Race Director:	Timekeeper: 
-----------	----------------	---------------------------------------------------------------------------------------------------





Circuito de Jerez
Euroformula Open
Free Practice - 1
Provisional Results by Class



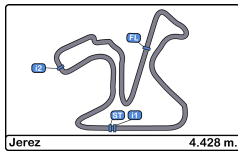
Clas	Nº	Entrant	Nat	Driver	Nat	Cat	Clas	Chassis	Team	Laps	Best	Time	Gap	Interval	Km/h
1	6			Mercedes				Dallara F312		5	4	1:36.889			164.5
2	7			Volkswagen				Dallara F312		3	3	1:37.218	0.329	0.329	163.9
3	28	Carlin Motorsport	GBR	Cameron Das	USA			Dallara F312	Carlin Motorsport	14	12	1:37.367	0.478	0.149	163.7
4	4	RP Motorsport	ITA	Felipe Drugovich	BRA			Dallara F312	RP Motorsport	14	14	1:37.829	0.940	0.462	162.9
5	34	Carlin Motorsport	GBR	Matheus Iorio	BRA			Dallara F312	Carlin Motorsport	12	12	1:37.995	1.106	0.166	162.6
6	11	Campos Racing	ESP	Petru Florescu	ROU			Dallara F312	Campos Racing	12	10	1:38.047	1.158	0.052	162.5
7	77	RP Motorsport	ITA	Guilherme Samaia	BRA			Dallara F312	RP Motorsport	15	14	1:38.281	1.392	0.234	162.1
8	18	Campos Racing	ESP	Marcos Siebert	ARG			Dallara F312	Campos Racing	13	13	1:38.283	1.394	0.002	162.1
9	3	RP Motorsport	ITA	Christian Hahn	BRA			Dallara F312	RP Motorsport	15	11	1:38.814	1.925	0.531	161.3
Rookie															
1	10	RACE	ESP	Bent Viscaal	NLD	R	1	Dallara F312	Teo Martin Motorsport	14	13	1:37.522			163.4
2	58	Drivex School	ESP	Javier Gonzalez	MEX	R	2	Dallara F312	Drivex School	14	6	1:37.884	0.362	0.362	162.8
3	8	Drivex School	ESP	Lukas Dunner	AUT	R	3	Dallara F312	Drivex School	14	12	1:38.480	0.958	0.596	161.8
4	1	RP Motorsport	ITA	David Schumacher	DEU	R	4	Dallara F312	RP Motorsport	13	13	1:39.016	1.494	0.536	160.9
5	51	RACE	ESP	Aldo Festante	ITA	R	5	Dallara F312	Teo Martin Motorsport	14	13	1:39.081	1.559	0.065	160.8
6	5	Carlin Motorsport	GBR	Dev Gore	USA	R	6	Dallara F312	Carlin Motorsport	16	16	1:40.006	2.484	0.925	159.3

Published at:.....

Track Temp: 24.8 °C Air Temp: 25.0 °C Humidity: 36 % Track Status: DRY

Stewards:	Race Director:	Timekeeper:
------------------	-----------------------	------------------------





Circuito de Jerez
Euroformula Open
Free Practice - 1
Lap Analysis



1	David Schumacher	R	Dallara F312	5	Dev Gore	R	Dallara F312
			RP Motorsport				Carlin Motorsport

Lap	D	Time	Sector 1	Sector 2	Sector 3	T. Spd	Elapsed	Lap	D	Time	Sector 1	Sector 2	Sector 3	T. Spd	Elapsed		
1		10:12:31.307	P		10:12:31.307		10:12:31.307	1		10:10:24.582	P		10:10:24.582		10:10:24.582		
2		1:59.267	50.172	30.468	38.627	192.1	10:14:30.574	2		5:39.057	P	57.195	38.216	4:03.646	155.3	10:16:03.639	
3		1:41.465	38.622	27.550	35.293	206.1	10:16:12.039	3		2:09.787		54.064	33.231	42.492	180.6	10:18:13.426	
4		1:40.448	37.973	27.378	35.097	208.8	10:17:52.487	4		1:56.975		44.576	31.784	40.615	185.5	10:20:10.401	
5		5:14.795	P	46.817	38.612	3:49.366	133.6	10:23:07.282	5		1:51.386		42.567	30.296	38.523	201.8	10:22:01.787
6		1:52.345	48.362	28.458	35.525	197.8	10:24:59.627	6		1:48.796		41.140	30.272	37.384	204.9	10:23:50.583	
7		1:39.910	37.755	27.286	34.869	208.8	10:26:39.537	7		1:44.661		39.362	28.818	36.481	205.7	10:25:35.244	
8		1:40.434	38.116	27.202	35.116	205.7	10:28:19.971	8		1:42.807		38.820	28.322	35.665	206.5	10:27:18.051	
9		5:16.817	P	37.813	27.223	4:11.781	206.8	10:33:36.788	9		1:42.358		38.726	28.130	35.502	205.7	10:29:00.409
10		1:48.221	44.602	28.574	35.045	197.8	10:35:25.009	10		1:41.943		38.512	28.001	35.430	206.1	10:30:42.352	
11		1:39.434	37.740	27.130	34.564	207.6	10:37:04.443	11		1:41.504		38.419	27.648	35.437	208.4	10:32:23.856	
12		1:39.053	37.566	27.143	34.344	208.8	10:38:43.496	12		1:41.212		38.002	27.906	35.304	209.7	10:34:05.068	
13		1:39.016	37.536	27.221	34.259	208.4	10:40:22.512	13		1:41.348		38.313	27.722	35.313	209.7	10:35:46.416	
14			38.154	27.699		208.4		14		1:40.448		37.937	27.540	34.971	208.4	10:37:26.864	
								15		1:40.042		37.839	27.321	34.882	211.7	10:39:06.906	
								16		1:40.006		37.712	27.293	35.001	210.9	10:40:46.912	
								17				40.693	28.170		206.8		

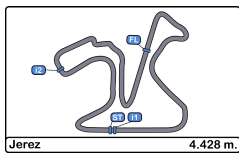
3	Christian Hahn		Dallara F312	6	Mercedes		Dallara F312
			RP Motorsport				

Lap	D	Time	Sector 1	Sector 2	Sector 3	T. Spd	Elapsed	Lap	D	Time	Sector 1	Sector 2	Sector 3	T. Spd	Elapsed	
1		10:12:24.579	P		10:12:24.579		10:12:24.579	1		10:34:24.039	P		10:34:24.039		10:34:24.039	
2		2:01.873	52.582	31.547	37.744	193.2	10:14:26.452	2		1:47.112		45.337	27.699	34.076	204.9	10:36:11.151
3		1:42.726	38.855	28.370	35.501	208.8	10:16:09.178	3		1:36.984		36.788	26.638	33.558	208.0	10:37:48.135
4		1:40.959	38.151	27.730	35.078	204.9	10:17:50.137	4		1:36.889		36.667	26.593	33.629	210.5	10:39:25.024
5		1:40.362	37.886	27.544	34.932	209.3	10:19:30.499	5		1:37.117		36.731	26.480	33.906	210.5	10:41:02.141
6		1:40.172	37.706	27.521	34.945	210.5	10:21:10.671	6				36.914	26.484		210.1	
7		1:40.581	37.757	27.577	35.247	210.9	10:22:51.252									
8		6:44.036	P	38.429	28.061	5:37.546	208.8	10:29:35.288								
9		1:51.157	47.418	28.220	35.519	204.5	10:31:26.445									
10		1:40.705	38.352	27.469	34.884	210.1	10:33:07.150									
11		1:38.814	37.274	27.013	34.527	211.7	10:34:45.964									
12		1:39.081	37.374	27.248	34.459	208.8	10:36:25.045									
13		1:51.510	39.071	31.991	40.448	200.0	10:38:16.555									
14		1:39.062	37.426	27.152	34.484	210.5	10:39:55.617									
15		1:38.879	37.401	26.863	34.615	210.5	10:41:34.496									
16			39.132	27.997		211.3										

4	Felipe Drugovich		Dallara F312	8	Lukas Dunner	R	Dallara F312
			RP Motorsport				Drivex School

Lap	D	Time	Sector 1	Sector 2	Sector 3	T. Spd	Elapsed	Lap	D	Time	Sector 1	Sector 2	Sector 3	T. Spd	Elapsed		
1		10:11:47.667	P		10:11:47.667		10:11:47.667	1		10:11:31.771	P		10:11:31.771		10:11:31.771		
2		1:59.721	50.380	30.717	38.624	202.6	10:13:47.388	2		1:58.632		46.622	33.235	38.775	174.4	10:13:30.403	
3		1:39.958	38.021	27.245	34.692	208.8	10:15:27.346	3		1:47.268		40.542	29.995	36.731	203.0	10:15:17.671	
4		1:39.587	37.677	27.138	34.772	211.7	10:17:06.933	4		1:44.517		39.108	29.231	36.178	206.8	10:17:02.188	
5		1:39.352	37.589	27.221	34.542	212.1	10:18:46.285	5		1:44.131		38.352	28.657	37.122	206.8	10:18:46.319	
6		1:38.673	37.279	26.954	34.440	211.7	10:20:24.958	6		1:56.525		47.990	30.559	37.976	159.2	10:20:42.844	
7		1:56.423	44.069	32.120	40.234	208.4	10:22:21.381	7		1:40.724		38.151	27.514	35.059	210.1	10:22:23.568	
8		7:59.340	P	56.836	37.484	6:25.020	120.2	10:30:20.721	8		6:29.015	P	38.597	29.144	5:21.274	203.7	10:28:52.583
9		1:56.927	50.805	29.526	36.596	201.8	10:32:17.648	9		1:57.021		49.214	31.098	36.709	195.2	10:30:49.604	
10		1:43.490	38.784	27.954	36.752	207.6	10:34:01.138	10		1:40.545		38.403	27.618	34.524	206.1	10:32:30.149	
11		1:38.510	37.389	26.703	34.418	208.8	10:35:39.648	11		1:38.602		37.302	26.731	34.569	209.7	10:34:08.751	
12		1:38.044	37.194	26.744	34.106	210.9	10:37:17.692	12		1:38.480		37.231	26.710	34.539	211.3	10:35:47.231	
13		1:55.764	41.897	34.150	39.717	196.7	10:39:13.456	13		1:56.135		45.597	34.022	36.516	206.1	10:37:43.366	
14		1:37.829	37.338	26.544	33.947	211.7	10:40:51.285	14		1:38.542		37.426	26.794	34.322	209.3	10:39:21.908	
15			40.451	29.480		205.7		15				37.008	26.599		211.7		





Circuito de Jerez
Euroformula Open
Free Practice - 1
Lap Analysis



10 Bent Viscaal R Dallara F312 28 Cameron Das Dallara F312
Teo Martin Motorsport Carlin Motorsport

Lap D	Time	Sector 1	Sector 2	Sector 3	T. Spd	Elapsed	Lap D	Time	Sector 1	Sector 2	Sector 3	T. Spd	Elapsed	
1	10:10:19.003	P		10:10:19.003		10:10:19.003	1	10:10:21.041	P		10:10:21.041		10:10:21.041	
2	1:54.394	46.239	29.722	38.433	205.3	10:12:13.397	2	4:59.965	P	45.277	29.444	3:45.244	173.3	10:15:21.006
3	1:48.678	38.078	29.677	40.923	208.0	10:14:02.075	3	1:46.860	41.831	30.228	34.801	163.8	10:17:07.866	
4	1:40.493	37.487	27.261	35.745	210.9	10:15:42.568	4	1:42.281	37.458	27.051	37.772	215.1	10:18:50.147	
5	1:39.594	37.490	27.204	34.900	210.1	10:17:22.162	5	1:39.443	37.839	26.979	34.625	210.9	10:20:29.590	
6	1:55.641	37.853	39.590	38.198	180.0	10:19:17.803	6	1:39.385	37.799	27.041	34.545	208.8	10:22:08.975	
7	1:39.191	37.631	27.121	34.439	210.9	10:20:56.994	7	1:39.742	37.353	27.129	35.260	211.3	10:23:48.717	
8	8:05.665	P	37.504	27.006	7:01.155	211.7	10:29:02.659	8	1:38.761	37.427	26.934	34.400	210.1	10:25:27.478
9	1:56.559	45.680	31.926	38.953	205.7	10:30:59.218	9	5:55.887	P	37.719	26.984	4:51.184	208.8	10:31:23.365
10	1:44.200	38.557	28.786	36.857	208.8	10:32:43.418	10	1:56.090	46.183	31.784	38.123	203.7	10:33:19.455	
11	1:41.006	37.062	26.733	37.211	211.7	10:34:24.424	11	1:42.644	39.953	28.167	34.524	163.3	10:35:02.099	
12	1:37.577	36.977	26.624	33.976	210.9	10:36:02.001	12	1:37.367	36.975	26.598	33.794	211.7	10:36:39.466	
13	1:37.522	36.987	26.677	33.858	210.5	10:37:39.523	13	1:37.645	37.150	26.639	33.856	211.7	10:38:17.111	
14	1:37.524	37.017	26.599	33.908	211.7	10:39:17.047	14	1:38.922	37.319	27.027	34.576	214.7	10:39:56.033	
15		36.989	26.506		213.0		15		37.600	27.863		210.9		

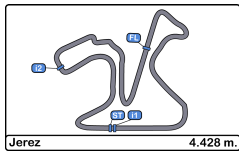
11 Petru Florescu Dallara F312 34 Matheus Iorio Dallara F312
Campos Racing Carlin Motorsport

Lap D	Time	Sector 1	Sector 2	Sector 3	T. Spd	Elapsed	Lap D	Time	Sector 1	Sector 2	Sector 3	T. Spd	Elapsed	
1	10:10:40.033	P		10:10:40.033		10:10:40.033	1	10:10:12.240	P		10:10:12.240		10:10:12.240	
2	2:06.467	55.550	32.372	38.545	178.5	10:12:46.500	2	7:24.609	P	49.773	31.636	6:03.200	179.1	10:17:36.849
3	6:54.159	P	39.489	30.095	5:44.575	205.3	10:19:40.659	3	1:49.789	45.542	28.932	35.315	207.2	10:19:26.638
4	1:53.546	44.777	32.803	35.966	203.3	10:21:34.205	4	1:40.357	37.871	27.689	34.797	210.1	10:21:06.995	
5	1:40.450	37.994	27.225	35.231	210.1	10:23:14.655	5	1:39.426	37.599	27.335	34.492	209.7	10:22:46.421	
6	1:39.747	38.088	27.106	34.553	209.3	10:24:54.402	6	1:39.026	37.469	27.172	34.385	210.5	10:24:25.447	
7	5:40.634	P	38.397	28.134	4:34.103	206.8	10:30:35.036	7	1:42.043	37.469	27.802	36.772	210.1	10:26:07.490
8	1:59.076	50.690	32.013	36.373	190.1	10:32:34.112	8	6:43.811	P	38.693	30.404	5:34.714	197.8	10:32:51.301
9	1:41.349	38.431	27.774	35.144	208.4	10:34:15.461	9	1:49.964	45.491	28.935	35.538	194.9	10:34:41.265	
10	1:38.047	37.021	26.701	34.325	209.3	10:35:53.508	10	1:42.517	38.495	28.303	35.719	202.2	10:36:23.782	
11	1:38.336	37.256	26.550	34.530	210.5	10:37:31.844	11	1:38.016	37.123	26.822	34.071	211.3	10:38:01.798	
12	1:38.145	37.144	26.793	34.208	211.7	10:39:09.989	12	1:37.995	36.995	26.802	34.198	211.3	10:39:39.793	
13		37.332	27.325		213.8		13		37.083	26.804		211.3		

18 Marcos Siebert Dallara F312 51 Aldo Festante R Dallara F312
Campos Racing Teo Martin Motorsport

Lap D	Time	Sector 1	Sector 2	Sector 3	T. Spd	Elapsed	Lap D	Time	Sector 1	Sector 2	Sector 3	T. Spd	Elapsed	
1	10:10:46.430	P		10:10:46.430		10:10:46.430	1	10:10:11.210	P		10:10:11.210		10:10:11.210	
2	1:57.957	48.062	32.527	37.368	168.2	10:12:44.387	2	1:56.750	48.495	31.151	37.104	197.8	10:12:07.960	
3	5:37.416	P	39.835	28.995	4:28.586	176.4	10:18:21.803	3	1:44.326	40.542	28.342	35.442	207.2	10:13:52.286
4	1:46.387	42.935	28.475	34.977	201.1	10:20:08.190	4	3:06.162	P	38.995	30.937	1:56.230	209.3	10:16:58.448
5	1:39.825	38.024	27.276	34.525	210.5	10:21:48.015	5	1:53.537	50.041	28.132	35.364	208.0	10:18:51.985	
6	1:41.231	37.415	27.075	36.741	210.5	10:23:29.246	6	1:41.365	38.329	27.839	35.197	210.9	10:20:33.350	
7	6:59.594	P	37.344	26.917	5:55.333	210.5	10:30:28.840	7	1:41.433	38.519	27.696	35.218	210.1	10:22:14.783
8	1:51.591	46.742	29.152	35.697	184.6	10:32:20.431	8	1:40.517	38.184	27.575	34.758	208.4	10:23:55.300	
9	1:43.455	38.590	29.061	35.804	134.8	10:34:03.886	9	7:50.575	P	40.615	29.399	6:40.561	205.7	10:31:45.875
10	1:41.475	37.298	27.235	36.942	209.3	10:35:45.361	10	1:47.998	45.164	27.807	35.027	206.8	10:33:33.873	
11	1:38.842	37.494	26.948	34.400	210.1	10:37:24.203	11	1:40.270	38.008	27.407	34.855	208.4	10:35:14.143	
12	1:38.535	37.399	26.785	34.351	210.5	10:39:02.738	12	1:39.827	37.986	27.284	34.557	208.4	10:36:53.970	
13	1:38.283	37.399	26.781	34.103	210.5	10:40:41.021	13	1:39.081	37.539	27.074	34.468	211.3	10:38:33.051	
14		37.571	27.130		208.4		14	1:39.735	37.760	27.371	34.604	211.7	10:40:12.786	
							15		39.372	29.159		207.6		





Circuito de Jerez
Euroformula Open
Free Practice - 1
Lap Analysis



58

Javier Gonzalez

R

Dallara F312

Drivex School

Lap	D	Time	Sector 1	Sector 2	Sector 3	T. Spd	Elapsed
1		10:13:23.790 P			10:13:23.790		10:13:23.790
2		2:09.984	54.966	33.041	41.977	177.0	10:15:33.774
3		1:44.956	40.706	29.155	35.095	188.8	10:17:18.730
4		1:38.170	37.236	27.022	33.912	211.3	10:18:56.900
5		1:42.419	37.102	26.902	38.415	212.1	10:20:39.319
6		1:37.884	37.058	26.806	34.020	210.1	10:22:17.203
7		1:45.052	36.927	26.987	41.138	212.1	10:24:02.255
8		1:38.226	37.066	26.932	34.228	210.5	10:25:40.481
9		6:51.771 P	38.061	29.152	5:44.558	203.3	10:32:32.252
10		1:55.634	45.323	32.322	37.989	201.8	10:34:27.886
11		1:38.697	37.486	27.093	34.118	209.7	10:36:06.583
12		1:47.938	41.928	30.803	35.207	193.2	10:37:54.521
13		1:38.160	37.217	26.936	34.007	210.5	10:39:32.681
14		1:43.079	39.652	28.609	34.818	205.3	10:41:15.760
15			37.278	26.881		210.1	

77

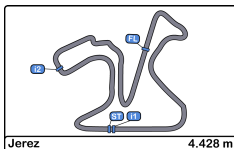
Guilherme Samaia

Dallara F312

RP Motorsport

Lap	D	Time	Sector 1	Sector 2	Sector 3	T. Spd	Elapsed
1		10:12:52.061 P			10:12:52.061		10:12:52.061
2		1:55.403	46.915	31.179	37.309	203.0	10:14:47.464
3		1:42.292	39.115	28.221	34.956	206.8	10:16:29.756
4		1:39.720	37.636	27.508	34.576	210.5	10:18:09.476
5		1:39.618	37.546	27.620	34.452	210.5	10:19:49.094
6		1:42.731	39.167	28.525	35.039	208.0	10:21:31.825
7		1:40.497	37.891	27.837	34.769	208.8	10:23:12.322
8		6:30.725 P	37.841	27.590	5:25.294	209.7	10:29:43.047
9		1:51.430	45.799	29.380	36.251	203.3	10:31:34.477
10		1:39.362	37.799	27.324	34.239	210.5	10:33:13.839
11		1:38.284	37.145	27.074	34.065	211.3	10:34:52.123
12		1:40.428	37.063	27.717	35.648	211.3	10:36:32.551
13		1:38.554	37.283	27.164	34.107	210.5	10:38:11.105
14		1:38.281	37.207	27.083	33.991	210.9	10:39:49.386
15		1:38.675	37.222	26.918	34.535	210.5	10:41:28.061
16			41.588	30.270		205.7	



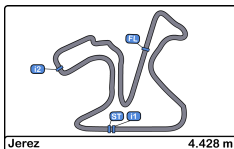


Circuito de Jerez
Euroformula Open
Free Practice - 1
Best Sectors Results



Sector - 1				Sector - 2				Sector - 3				Ideal Lap vs Best Lap				
Clas	Nº	Driver	Time	Nº	Driver	Time	Nº	Driver	Time	Clas	Nº	Driver	Ideal Lap	Best Lap	Clas	
1	7	Volkswagen	36.636	6	Mercedes	26.480	6	Mercedes	33.558	1	6	Mercedes	1:36.705	1:36.889	1	
2	6	Mercedes	36.667	10	Bent Viscaal	26.506	28	Cameron Das	33.794	2	7	Volkswagen	1:37.031	1:37.218	2	
3	58	Javier Gonzalez	36.927	7	Volkswagen	26.524	10	Bent Viscaal	33.858	3	10	Bent Viscaal	1:37.341	1:37.522	4	
4	28	Cameron Das	36.975	4	Felipe Drugovich	26.544	7	Volkswagen	33.871	4	28	Cameron Das	1:37.367	1:37.367	3	
5	10	Bent Viscaal	36.977	11	Petru Florescu	26.550	58	Javier Gonzalez	33.912	5	58	Javier Gonzalez	1:37.645	1:37.884	6	
6	34	Matheus Iorio	36.995	28	Cameron Das	26.598	4	Felipe Drugovich	33.947	6	4	Felipe Drugovich	1:37.685	1:37.829	5	
7	8	Lukas Dunner	37.008	8	Lukas Dunner	26.599	77	Guilherme Samaia	33.991	7	11	Petru Florescu	1:37.779	1:38.047	8	
8	11	Petru Florescu	37.021	18	Marcos Siebert	26.781	34	Matheus Iorio	34.071	8	34	Matheus Iorio	1:37.868	1:37.995	7	
9	77	Guilherme Samaia	37.063	34	Matheus Iorio	26.802	18	Marcos Siebert	34.103	9	8	Lukas Dunner	1:37.929	1:38.480	11	
10	4	Felipe Drugovich	37.194	58	Javier Gonzalez	26.806	11	Petru Florescu	34.208	10	77	Guilherme Samaia	1:37.972	1:38.281	9	
11	3	Christian Hahn	37.274	3	Christian Hahn	26.863	1	David Schumacher	34.259	11	18	Marcos Siebert	1:38.182	1:38.283	10	
12	18	Marcos Siebert	37.298	77	Guilherme Samaia	26.918	8	Lukas Dunner	34.322	12	3	Christian Hahn	1:38.596	1:38.814	12	
13	1	David Schumacher	37.536	51	Aldo Festante	27.074	3	Christian Hahn	34.459	13	1	David Schumacher	1:38.925	1:39.016	13	
14	51	Aldo Festante	37.539	1	David Schumacher	27.130	51	Aldo Festante	34.468	14	51	Aldo Festante	1:39.081	1:39.081	14	
15	5	Dev Gore	37.712	5	Dev Gore	27.293	5	Dev Gore	34.882	15	5	Dev Gore	1:39.887	1:40.006	15	



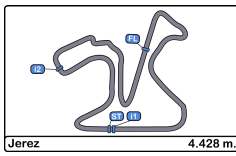


Circuito de Jerez
Euroformula Open
Free Practice - 1
Best 5 Lap Times



Cls	Nº	Entrant	Nat	Driver	Nat	Cat	Cls	Chassis	Team	Best 1		Best 2		Best 3		Best 4		Best 5	
										Time	Lap	Time	Lap	Time	Lap	Time	Lap	Time	Lap
1	6			Mercedes				Dallara F312		1:36.889	4	1:36.984	3	1:37.117	5	1:47.112	2		
2	7			Volkswagen				Dallara F312		1:37.218	3	1:47.626	2						
3	28	Carlin Motorsport	GBR	Cameron Das	USA			Dallara F312	Carlin Motorsport	1:37.367	12	1:37.645	13	1:38.761	8	1:38.922	14	1:39.385	6
4	10	RACE	ESP	Bent Viscaal	NLD	R	1	Dallara F312	Teo Martin Motorsport	1:37.522	13	1:37.524	14	1:37.577	12	1:39.191	7	1:39.594	5
5	4	RP Motorsport	ITA	Felipe Drugovich	BRA			Dallara F312	RP Motorsport	1:37.829	14	1:38.044	12	1:38.510	11	1:38.673	6	1:39.352	5
6	58	Drivex School	ESP	Javier Gonzalez	MEX	R	2	Dallara F312	Drivex School	1:37.884	6	1:38.160	13	1:38.170	4	1:38.226	8	1:38.697	11
7	34	Carlin Motorsport	GBR	Matheus Iorio	BRA			Dallara F312	Carlin Motorsport	1:37.995	12	1:38.016	11	1:39.026	6	1:39.426	5	1:40.357	4
8	11	Campos Racing	ESP	Petru Florescu	ROU			Dallara F312	Campos Racing	1:38.047	10	1:38.145	12	1:38.336	11	1:39.747	6	1:40.450	5
9	77	RP Motorsport	ITA	Guilherme Samaia	BRA			Dallara F312	RP Motorsport	1:38.281	14	1:38.284	11	1:38.554	13	1:38.675	15	1:39.362	10
10	18	Campos Racing	ESP	Marcos Siebert	ARG			Dallara F312	Campos Racing	1:38.283	13	1:38.535	12	1:38.842	11	1:39.825	5	1:41.231	6
11	8	Drivex School	ESP	Lukas Dunner	AUT	R	3	Dallara F312	Drivex School	1:38.480	12	1:38.542	14	1:38.602	11	1:40.545	10	1:40.724	7
12	3	RP Motorsport	ITA	Christian Hahn	BRA			Dallara F312	RP Motorsport	1:38.814	11	1:38.879	15	1:39.062	14	1:39.081	12	1:40.172	6
13	1	RP Motorsport	ITA	David Schumacher	DEU	R	4	Dallara F312	RP Motorsport	1:39.016	13	1:39.053	12	1:39.434	11	1:39.910	7	1:40.434	8
14	51	RACE	ESP	Aldo Festante	ITA	R	5	Dallara F312	Teo Martin Motorsport	1:39.081	13	1:39.735	14	1:39.827	12	1:40.270	11	1:40.517	8
15	5	Carlin Motorsport	GBR	Dev Gore	USA	R	6	Dallara F312	Carlin Motorsport	1:40.006	16	1:40.042	15	1:40.448	14	1:41.212	12	1:41.348	13



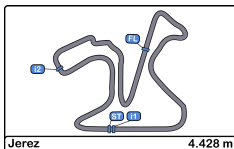


Circuito de Jerez
Euroformula Open
Free Practice - 1
Best 5 Top Speeds



Cls	Nº	Entrant	Nat	Driver	Nat	Cat	Cls	Chassis	Team	Top 1		Top 2		Top 3		Top 4		Top 5		Avg
										Km/h	Lap	Km/h	Lap	Km/h	Lap	Km/h	Lap	Km/h	Lap	
1	7			Volkswagen				Dallara F312		216.4	4	211.3	3	205.3	2					211.0
2	28	Carlin Motorsport	GBR	Cameron Das	USA			Dallara F312	Carlin Motorsport	215.1	4	214.7	14	211.7	12	211.7	13	211.3	7	212.9
3	11	Campos Racing	ESP	Petru Florescu	ROU			Dallara F312	Campos Racing	213.8	13	211.7	12	210.5	11	210.1	5	209.3	6	211.1
4	10	RACE	ESP	Bent Viscaal	NLD	R	1	Dallara F312	Teo Martin Motorsport	213.0	15	211.7	8	211.7	11	211.7	14	210.9	4	211.8
5	4	RP Motorsport	ITA	Felipe Drugovich	BRA			Dallara F312	RP Motorsport	212.1	5	211.7	4	211.7	6	211.7	14	210.9	12	211.6
6	58	Drivex School	ESP	Javier Gonzalez	MEX	R	2	Dallara F312	Drivex School	212.1	5	212.1	7	211.3	4	210.5	8	210.5	13	211.3
7	3	RP Motorsport	ITA	Christian Hahn	BRA			Dallara F312	RP Motorsport	211.7	11	211.3	16	210.9	7	210.5	6	210.5	14	211.0
8	5	Carlin Motorsport	GBR	Dev Gore	USA	R	3	Dallara F312	Carlin Motorsport	211.7	15	210.9	16	209.7	12	209.7	13	208.4	11	210.1
9	8	Drivex School	ESP	Lukas Dunner	AUT	R	4	Dallara F312	Drivex School	211.7	15	211.3	12	210.1	7	209.7	11	209.3	14	210.4
10	51	RACE	ESP	Aldo Festante	ITA	R	5	Dallara F312	Teo Martin Motorsport	211.7	14	211.3	13	210.9	6	210.1	7	209.3	4	210.6
11	34	Carlin Motorsport	GBR	Matheus Iorio	BRA			Dallara F312	Carlin Motorsport	211.3	11	211.3	12	211.3	13	210.5	6	210.1	4	210.9
12	77	RP Motorsport	ITA	Guilherme Samaia	BRA			Dallara F312	RP Motorsport	211.3	11	211.3	12	210.9	14	210.5	4	210.5	5	210.9
13	6			Mercedes				Dallara F312		210.5	4	210.5	5	210.1	6	208.0	3	204.9	2	208.8
14	18	Campos Racing	ESP	Marcos Siebert	ARG			Dallara F312	Campos Racing	210.5	5	210.5	6	210.5	7	210.5	12	210.5	13	210.5
15	1	RP Motorsport	ITA	David Schumacher	DEU	R	6	Dallara F312	RP Motorsport	208.8	4	208.8	7	208.8	12	208.4	13	208.4	14	208.7



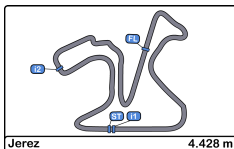


Circuito de Jerez
Euroformula Open
Free Practice - 1
Fastest Laps Sequence



Lap	Time of Day	Session Time	Nº	Entrant	Nat	Driver	Nat	Cat	Chassis	Team	Time	Km/h
2	10:12:07.960	2:07.960	51	RACE	ESP	Aldo Festante	ITA	R	Dallara F312	Teo Martin Motorsport	1:56.750	136.5
2	10:12:13.397	2:13.397	10	RACE	ESP	Bent Viscaal	NLD	R	Dallara F312	Teo Martin Motorsport	1:54.394	139.3
3	10:13:52.286	3:52.286	51	RACE	ESP	Aldo Festante	ITA	R	Dallara F312	Teo Martin Motorsport	1:44.326	152.7
3	10:15:27.346	5:27.346	4	RP Motorsport	ITA	Felipe Drugovich	BRA		Dallara F312	RP Motorsport	1:39.958	159.4
4	10:17:06.933	7:06.933	4	RP Motorsport	ITA	Felipe Drugovich	BRA		Dallara F312	RP Motorsport	1:39.587	160.0
5	10:18:46.285	8:46.285	4	RP Motorsport	ITA	Felipe Drugovich	BRA		Dallara F312	RP Motorsport	1:39.352	160.4
4	10:18:56.900	8:56.900	58	Drivex School	ESP	Javier Gonzalez	MEX	R	Dallara F312	Drivex School	1:38.170	162.3
6	10:22:17.203	12:17.203	58	Drivex School	ESP	Javier Gonzalez	MEX	R	Dallara F312	Drivex School	1:37.884	162.8
12	10:36:02.001	26:02.001	10	RACE	ESP	Bent Viscaal	NLD	R	Dallara F312	Teo Martin Motorsport	1:37.577	163.3
12	10:36:39.466	26:39.466	28	Carlin Motorsport	GBR	Cameron Das	USA		Dallara F312	Carlin Motorsport	1:37.367	163.7
3	10:37:48.135	27:48.135	6			Mercedes			Dallara F312		1:36.984	164.3
4	10:39:25.024	29:25.024	6			Mercedes			Dallara F312		1:36.889	164.5



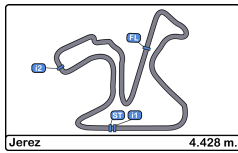


Circuito de Jerez
Euroformula Open
Free Practice - 1
Event Best Maximum Speed



Nº	Entrant	Nat	Driver	Nat	Cat	Clas	Chassis	Team	Km/h	Session
7			Volkswagen				Dallara F312		216.4	Free Practice - 1
28	Carlin Motorsport	GBR	Cameron Das	USA			Dallara F312	Carlin Motorsport	215.1	Free Practice - 1
11	Campos Racing	ESP	Petru Florescu	ROU			Dallara F312	Campos Racing	213.8	Free Practice - 1
10	RACE	ESP	Bent Viscaal	NLD	R	1	Dallara F312	Teo Martin Motorsport	213.0	Free Practice - 1
4	RP Motorsport	ITA	Felipe Drugovich	BRA			Dallara F312	RP Motorsport	212.1	Free Practice - 1
58	Drivex School	ESP	Javier Gonzalez	MEX	R	2	Dallara F312	Drivex School	212.1	Free Practice - 1
3	RP Motorsport	ITA	Christian Hahn	BRA			Dallara F312	RP Motorsport	211.7	Free Practice - 1
5	Carlin Motorsport	GBR	Dev Gore	USA	R	3	Dallara F312	Carlin Motorsport	211.7	Free Practice - 1
51	RACE	ESP	Aldo Festante	ITA	R	4	Dallara F312	Teo Martin Motorsport	211.7	Free Practice - 1
8	Drivex School	ESP	Lukas Dunner	AUT	R	5	Dallara F312	Drivex School	211.7	Free Practice - 1
77	RP Motorsport	ITA	Guilherme Samaia	BRA			Dallara F312	RP Motorsport	211.3	Free Practice - 1
34	Carlin Motorsport	GBR	Matheus Iorio	BRA			Dallara F312	Carlin Motorsport	211.3	Free Practice - 1
18	Campos Racing	ESP	Marcos Siebert	ARG			Dallara F312	Campos Racing	210.5	Free Practice - 1
6			Mercedes				Dallara F312		210.5	Free Practice - 1
1	RP Motorsport	ITA	David Schumacher	DEU	R	6	Dallara F312	RP Motorsport	208.8	Free Practice - 1





Circuito de Jerez
Euroformula Open
Free Practice - 1
Pit Stop Analysis



1 David Schumacher R RP Motorsport
 Dallara F312

Nr.	In Day Time	In Time	Out Time	Pit Time	T. Pit Time	Handicap	Penalty
1	10:19:50.194	10:19:50.194	10:23:07.282	3:17.088	3:17.088		
2	10:29:53.236	10:29:53.236	10:33:36.788	3:43.552	7:00.640		

3 Christian Hahn RP Motorsport
 Dallara F312

Nr.	In Day Time	In Time	Out Time	Pit Time	T. Pit Time	Handicap	Penalty
1	10:24:29.623	10:24:29.623	10:29:35.288	5:05.665	5:05.665		

4 Felipe Drugovich RP Motorsport
 Dallara F312

Nr.	In Day Time	In Time	Out Time	Pit Time	T. Pit Time	Handicap	Penalty
1	10:24:27.259	10:24:27.259	10:30:20.721	5:53.462	5:53.462		

5 Dev Gore R Carlin Motorsport
 Dallara F312

Nr.	In Day Time	In Time	Out Time	Pit Time	T. Pit Time	Handicap	Penalty
1	10:12:38.040	10:12:38.040	10:16:03.639	3:25.599	3:25.599		

8 Lukas Dunner R Drivex School
 Dallara F312

Nr.	In Day Time	In Time	Out Time	Pit Time	T. Pit Time	Handicap	Penalty
1	10:24:01.402	10:24:01.402	10:28:52.583	4:51.181	4:51.181		

10 Bent Viscaal R Teo Martin Motorsport
 Dallara F312

Nr.	In Day Time	In Time	Out Time	Pit Time	T. Pit Time	Handicap	Penalty
1	10:22:30.560	10:22:30.560	10:29:02.659	6:32.099	6:32.099		

11 Petru Florescu Campos Racing
 Dallara F312

Nr.	In Day Time	In Time	Out Time	Pit Time	T. Pit Time	Handicap	Penalty
1	10:14:28.965	10:14:28.965	10:19:40.659	5:11.694	5:11.694		
2	10:26:32.559	10:26:32.559	10:30:35.036	4:02.477	9:14.171		

18 Marcos Siebert Campos Racing
 Dallara F312

Nr.	In Day Time	In Time	Out Time	Pit Time	T. Pit Time	Handicap	Penalty
1	10:14:23.667	10:14:23.667	10:18:21.803	3:58.136	3:58.136		
2	10:25:02.745	10:25:02.745	10:30:28.840	5:26.095	9:24.231		

28 Cameron Das Carlin Motorsport
 Dallara F312

Nr.	In Day Time	In Time	Out Time	Pit Time	T. Pit Time	Handicap	Penalty
1	10:12:08.238	10:12:08.238	10:15:21.006	3:12.768	3:12.768		
2	10:27:00.247	10:27:00.247	10:31:23.365	4:23.118	7:35.886		

34 Matheus Iorio Carlin Motorsport
 Dallara F312

Nr.	In Day Time	In Time	Out Time	Pit Time	T. Pit Time	Handicap	Penalty
1	10:12:06.197	10:12:06.197	10:17:36.849	5:30.652	5:30.652		
2	10:27:47.092	10:27:47.092	10:32:51.301	5:04.209	10:34.861		

51 Aldo Festante R Teo Martin Motorsport
 Dallara F312

Nr.	In Day Time	In Time	Out Time	Pit Time	T. Pit Time	Handicap	Penalty
1	10:15:36.639	10:15:36.639	10:16:58.448	1:21.809	1:21.809		
2	10:25:38.976	10:25:38.976	10:31:45.875	6:06.899	7:28.708		

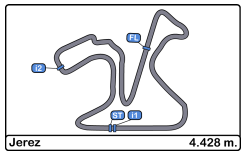
58 Javier Gonzalez R Drivex School
 Dallara F312

Nr.	In Day Time	In Time	Out Time	Pit Time	T. Pit Time	Handicap	Penalty
1	10:15:26.110	10:15:26.110	10:32:32.252	17:06.14	17:06.142		2

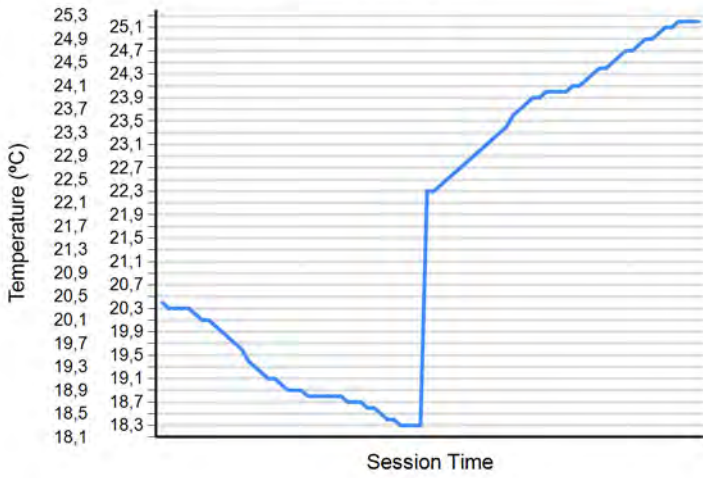
77 Guilherme Samaia RP Motorsport
 Dallara F312

Nr.	In Day Time	In Time	Out Time	Pit Time	T. Pit Time	Handicap	Penalty
1	10:24:46.386	10:24:46.386	10:29:43.047	4:56.661	4:56.661		

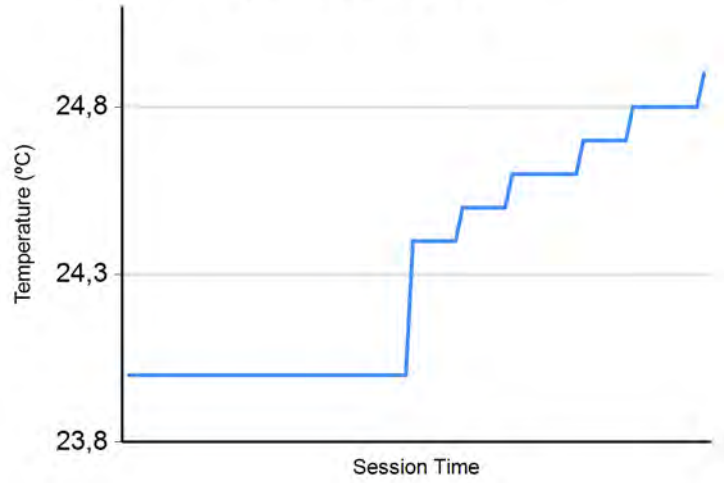




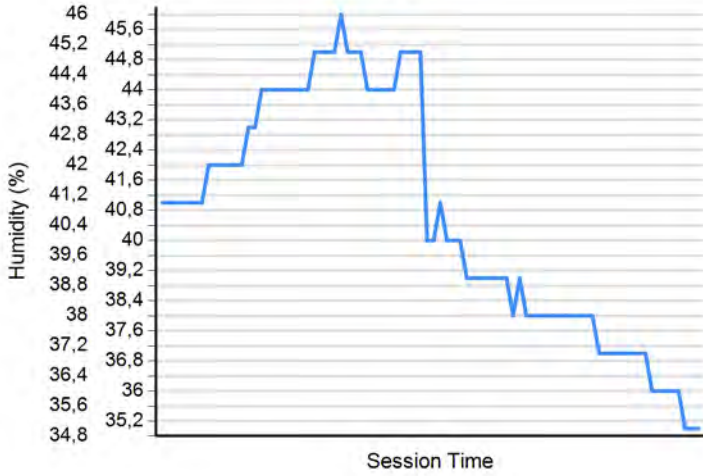
Air Temperature



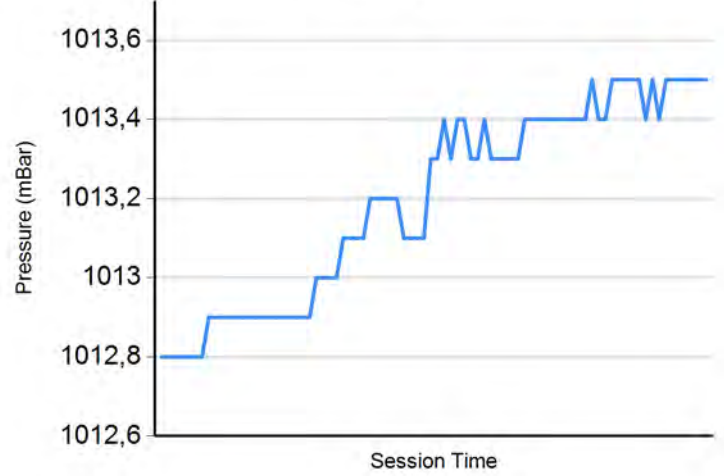
Track Temperature



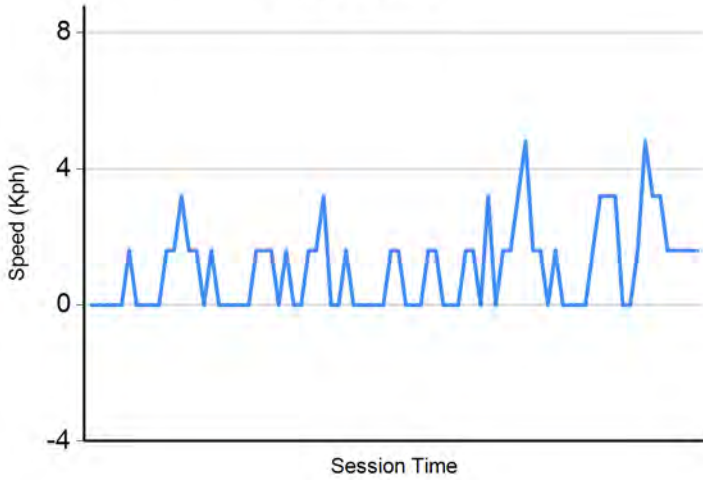
Humidity



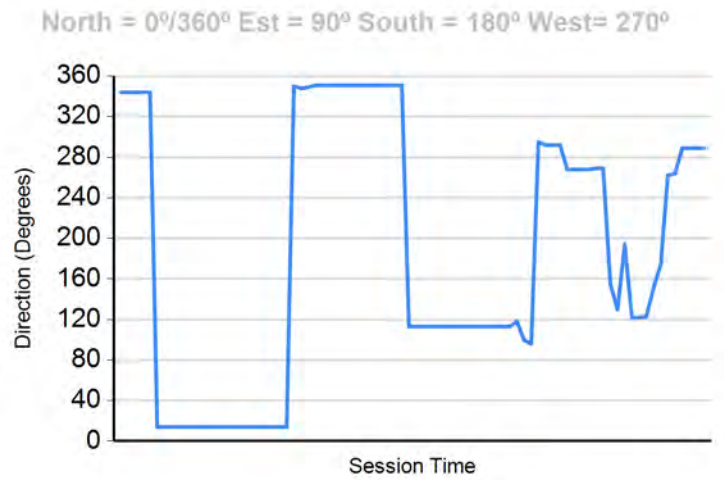
Pressure

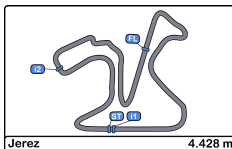


Wind Speed



Wind direction





Circuito de Jerez
Euroformula Open
Free Practice - 2
Provisional Results



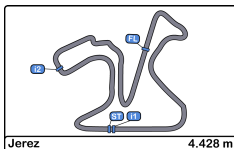
Clas	Nº	Entrant	Nat	Driver	Nat	Cat	Clas	Chassis	Team	Laps	Best	Time	Gap	Interval	Km/h
1	58	Drivex School	ESP	Javier Gonzalez	MEX	R	1	Dallara F312	Drivex School	14	12	1:37.188			164.0
2	28	Carlin Motorsport	GBR	Cameron Das	USA			Dallara F312	Carlin Motorsport	12	12	1:37.335	0.147	0.147	163.7
3	4	RP Motorsport	ITA	Felipe Drugovich	BRA			Dallara F312	RP Motorsport	12	10	1:37.370	0.182	0.035	163.7
4	18	Campos Racing	ESP	Marcos Siebert	ARG			Dallara F312	Campos Racing	14	12	1:37.414	0.226	0.044	163.6
5	34	Carlin Motorsport	GBR	Matheus Iorio	BRA			Dallara F312	Carlin Motorsport	13	13	1:37.431	0.243	0.017	163.6
6	10	RACE	ESP	Bent Viscaal	NLD	R	2	Dallara F312	Teo Martin Motorsport	14	14	1:37.476	0.288	0.045	163.5
7	6			Mercedes				Dallara F312		4	4	1:37.584	0.396	0.108	163.3
8	8	Drivex School	ESP	Lukas Dunner	AUT	R	3	Dallara F312	Drivex School	13	12	1:37.628	0.440	0.044	163.2
9	1	RP Motorsport	ITA	David Schumacher	DEU	R	4	Dallara F312	RP Motorsport	14	14	1:37.679	0.491	0.051	163.1
10	77	RP Motorsport	ITA	Guilherme Samaia	BRA			Dallara F312	RP Motorsport	11	9	1:37.723	0.535	0.044	163.1
11	11	Campos Racing	ESP	Petru Florescu	ROU			Dallara F312	Campos Racing	14	11	1:37.840	0.652	0.117	162.9
12	3	RP Motorsport	ITA	Christian Hahn	BRA			Dallara F312	RP Motorsport	11	10	1:38.014	0.826	0.174	162.6
13	51	RACE	ESP	Aldo Festante	ITA	R	5	Dallara F312	Teo Martin Motorsport	13	13	1:39.147	1.959	1.133	160.7
14	5	Carlin Motorsport	GBR	Dev Gore	USA	R	6	Dallara F312	Carlin Motorsport	16	14	1:39.390	2.202	0.243	160.3
15	7			Volkswagen				Dallara F312		2	2	29:41.854	28:04.6	28:02.4	08.9

Published at:.....

Track Temp: 25.8 °C Air Temp: 27.6 °C Humidity: 33 % Track Status: DRY

Stewards:	Race Director:	Timekeeper: 
-----------	----------------	---------------------------------------------------------------------------------------------------





Circuito de Jerez
Euroformula Open
Free Practice - 2
Provisional Results by Class



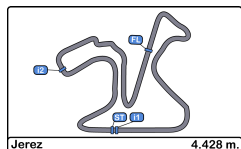
Clas	Nº	Entrant	Nat	Driver	Nat	Cat	Clas	Chassis	Team	Laps	Best	Time	Gap	Interval	Km/h
1	28	Carlin Motorsport	GBR	Cameron Das	USA			Dallara F312	Carlin Motorsport	12	12	1:37.335			163.7
2	4	RP Motorsport	ITA	Felipe Drugovich	BRA			Dallara F312	RP Motorsport	12	10	1:37.370	0.035	0.035	163.7
3	18	Campos Racing	ESP	Marcos Siebert	ARG			Dallara F312	Campos Racing	14	12	1:37.414	0.079	0.044	163.6
4	34	Carlin Motorsport	GBR	Matheus Iorio	BRA			Dallara F312	Carlin Motorsport	13	13	1:37.431	0.096	0.017	163.6
5	6			Mercedes				Dallara F312		4	4	1:37.584	0.249	0.153	163.3
6	77	RP Motorsport	ITA	Guilherme Samaia	BRA			Dallara F312	RP Motorsport	11	9	1:37.723	0.388	0.139	163.1
7	11	Campos Racing	ESP	Petru Florescu	ROU			Dallara F312	Campos Racing	14	11	1:37.840	0.505	0.117	162.9
8	3	RP Motorsport	ITA	Christian Hahn	BRA			Dallara F312	RP Motorsport	11	10	1:38.014	0.679	0.174	162.6
9	7			Volkswagen				Dallara F312		2	2	29:41.854	28:04.5	28:03.8	08.9
Rookie															
1	58	Drivex School	ESP	Javier Gonzalez	MEX	R	1	Dallara F312	Drivex School	14	12	1:37.188			164.0
2	10	RACE	ESP	Bent Viscaal	NLD	R	2	Dallara F312	Teo Martin Motorsport	14	14	1:37.476	0.288	0.288	163.5
3	8	Drivex School	ESP	Lukas Dunner	AUT	R	3	Dallara F312	Drivex School	13	12	1:37.628	0.440	0.152	163.2
4	1	RP Motorsport	ITA	David Schumacher	DEU	R	4	Dallara F312	RP Motorsport	14	14	1:37.679	0.491	0.051	163.1
5	51	RACE	ESP	Aldo Festante	ITA	R	5	Dallara F312	Teo Martin Motorsport	13	13	1:39.147	1.959	1.468	160.7
6	5	Carlin Motorsport	GBR	Dev Gore	USA	R	6	Dallara F312	Carlin Motorsport	16	14	1:39.390	2.202	0.243	160.3

Published at:.....

Track Temp: 25.8 °C Air Temp: 27.6 °C Humidity: 33 % Track Status: DRY

Stewards:	Race Director:	Timekeeper:
-----------	----------------	-------------





Circuito de Jerez

Euroformula Open

Free Practice - 2

Lap Analysis



10 Bent Viscaal R Dallara F312 **28** Cameron Das Dallara F312
 Teo Martin Motorsport Carlin Motorsport

Lap	D	Time	Sector 1	Sector 2	Sector 3	T. Spd	Elapsed	Lap	D	Time	Sector 1	Sector 2	Sector 3	T. Spd	Elapsed
1		11:31:40.822 P			11:31:40.822		11:31:40.822	1		11:30:29.188 P			11:30:29.188		11:30:29.188
2		1:49.388	44.826	28.513	36.049	204.5	11:33:30.210	2		1:47.450	43.791	28.710	34.949	203.7	11:32:16.638
3		1:38.454	37.364	26.877	34.213	210.1	11:35:08.664	3		1:38.781	37.631	26.984	34.166	208.4	11:33:55.419
4		1:38.519	37.301	26.908	34.310	213.4	11:36:47.183	4		1:38.237	37.467	26.781	33.989	208.8	11:35:33.656
5		1:53.908	43.105	35.567	35.236	153.8	11:38:41.091	5		1:38.222	37.302	26.749	34.171	210.1	11:37:11.878
6		1:38.301	37.439	26.731	34.131	210.9	11:40:19.392	6		1:38.425	37.387	26.745	34.293	208.8	11:38:50.303
7		1:38.619	37.453	26.908	34.258	212.1	11:41:58.011	7		1:38.184	37.363	26.600	34.221	209.3	11:40:28.487
8		5:41.932 P	37.319	28.502	4:36.111	206.5	11:47:39.943	8		9:33.693 P	37.376	26.702	8:29.615	214.7	11:50:02.180
9		1:46.889	44.996	27.442	34.451	204.9	11:49:26.832	9		2:01.829	45.362	34.443	42.024	112.6	11:52:04.009
10		1:48.181	38.016	27.525	42.640	206.1	11:51:15.013	10		1:43.065	39.248	28.683	35.134	153.8	11:53:47.074
11		1:37.902	37.201	26.563	34.138	211.7	11:52:52.915	11		1:37.527	36.923	26.369	34.235	208.0	11:55:24.601
12		1:37.585	37.161	26.431	33.993	211.3	11:54:30.500	12		1:37.335	36.964	26.441	33.930	214.7	11:57:01.936
13		1:59.863	45.220	37.418	37.225	144.0	11:56:30.363	13			37.047	26.475		212.5	
14		1:37.476	37.015	26.553	33.908	211.7	11:58:07.839	34							
15			36.924	26.474		211.3									

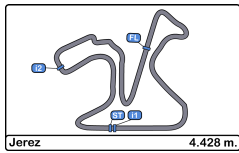
11 Petru Florescu Dallara F312
 Campos Racing

Lap	D	Time	Sector 1	Sector 2	Sector 3	T. Spd	Elapsed	Lap	D	Time	Sector 1	Sector 2	Sector 3	T. Spd	Elapsed
1		11:30:28.613 P			11:30:28.613		11:30:28.613	1		11:30:56.627 P			11:30:56.627		11:30:56.627
2		1:52.081	46.523	29.163	36.395	194.5	11:32:20.694	2		1:55.793	50.392	29.638	35.763	191.1	11:32:52.420
3		1:40.410	38.025	27.321	35.064	208.4	11:34:01.104	3		1:41.500	38.500	28.010	34.990	205.3	11:34:33.920
4		1:39.291	37.522	27.155	34.614	210.9	11:35:40.395	4		1:38.670	37.462	27.041	34.167	209.7	11:36:12.590
5		1:43.570	37.470	27.245	38.855	211.7	11:37:23.965	5		1:38.222	37.213	26.878	34.131	208.0	11:37:50.812
6		1:47.991	41.424	30.344	36.223	145.7	11:39:11.956	6		1:37.877	37.144	26.736	33.997	210.9	11:39:28.689
7		1:39.595	37.854	27.099	34.642	208.8	11:40:51.551	7		1:42.418	37.085	26.660	38.673	210.9	11:41:11.107
8		8:48.180 P	38.805	27.867	7:41.508	205.7	11:49:39.731	8		7:41.352 P	37.360	27.659	6:36.333	210.5	11:48:52.459
9		1:58.381	50.114	30.014	38.253	198.8	11:51:38.112	9		1:53.367	47.880	29.537	35.950	188.4	11:50:45.826
10		1:43.479	39.932	28.305	35.242	196.3	11:53:21.591	10		1:40.751	38.046	27.835	34.870	210.5	11:52:26.577
11		1:37.840	37.065	26.650	34.125	210.1	11:54:59.431	11		1:37.865	37.087	26.612	34.166	212.1	11:54:04.442
12		1:37.941	37.085	26.516	34.340	210.5	11:56:37.372	12		1:37.538	36.964	26.506	34.068	210.1	11:55:41.980
13		1:50.006	41.418	28.608	39.980	203.7	11:58:27.378	13		1:37.431	36.898	26.671	33.862	212.1	11:57:19.411
14		1:38.413	37.430	26.655	34.328	210.5	12:00:05.791	14			37.106	27.275		209.7	
15			39.000	27.632		207.6		51							

18 Marcos Siebert Dallara F312
 Campos Racing

Lap	D	Time	Sector 1	Sector 2	Sector 3	T. Spd	Elapsed	Lap	D	Time	Sector 1	Sector 2	Sector 3	T. Spd	Elapsed
1		11:31:19.689 P			11:31:19.689		11:31:19.689	1		11:32:38.588 P			11:32:38.588		11:32:38.588
2		1:52.980	49.542	28.104	35.334	205.7	11:33:12.669	2		1:49.349	46.166	28.124	35.059	204.1	11:34:27.937
3		1:39.075	37.614	26.966	34.495	207.6	11:34:51.744	3		1:39.785	37.975	27.161	34.649	209.3	11:36:07.722
4		1:38.483	37.346	26.708	34.429	208.4	11:36:30.227	4		1:44.940	37.725	28.740	38.475	212.5	11:37:52.662
5		1:51.840	43.151	31.618	37.071	190.1	11:38:22.067	5		1:40.426	38.152	27.242	35.032	207.2	11:39:33.088
6		1:38.497	37.454	26.775	34.268	208.8	11:40:00.564	6		1:39.948	38.133	27.183	34.632	211.7	11:41:13.036
7		1:39.816	37.314	26.624	35.878	209.3	11:41:40.380	7		5:26.691 P	37.925	27.380	4:21.386	201.1	11:46:39.727
8		7:27.439 P	37.374	26.529	6:23.536	210.9	11:49:07.819	8		1:49.731	45.787	28.497	35.447	193.8	11:48:29.458
9		3:07.557 P	45.535	28.048	1:53.974	205.7	11:52:15.376	9		1:39.496	37.604	27.162	34.730	209.7	11:50:08.954
10		1:43.585	41.421	27.276	34.888	200.3	11:53:58.961	10		1:40.203	37.846	27.667	34.690	210.1	11:51:49.157
11		1:37.588	37.117	26.418	34.053	210.5	11:55:36.549	11		1:50.282	41.846	32.101	36.335	197.4	11:53:39.439
12		1:37.414	37.082	26.410	33.922	208.0	11:57:13.963	12		1:39.967	37.451	26.794	35.722	212.1	11:55:19.406
13		1:50.670	42.560	31.676	36.434	160.0	11:59:04.633	13		1:39.147	37.542	27.131	34.474	210.5	11:56:58.553
14		1:37.505	37.248	26.312	33.945	208.8	12:00:42.138	14			37.375	26.870		210.9	
15			42.676	26.817		201.4									





Circuito de Jerez
Euroformula Open
Free Practice - 2
Lap Analysis



58

Javier Gonzalez

R

Dallara F312

Drivex School

Lap	D	Time	Sector 1	Sector 2	Sector 3	T. Spd	Elapsed
1		11:31:23.031 P			11:31:23.031		11:31:23.031
2		2:18.321 P	50.037	31.069	57.215	180.3	11:33:41.352
3		2:04.630	55.206	31.206	38.218	169.8	11:35:45.982
4		1:38.456	37.526	26.909	34.021	201.8	11:37:24.438
5		1:38.132	37.206	26.836	34.090	213.8	11:39:02.570
6		1:54.435	43.849	33.870	36.716	193.8	11:40:57.005
7		1:38.460	37.543	26.753	34.164	204.9	11:42:35.465
8		6:24.474 P	37.333	26.684	5:20.457	205.7	11:48:59.939
9		2:08.493	51.018	36.806	40.669	155.8	11:51:08.432
10		1:47.452	41.828	31.184	34.440	194.5	11:52:55.884
11		1:47.974	41.107	31.059	35.808	168.4	11:54:43.858
12		1:37.188	36.920	26.336	33.932	210.9	11:56:21.046
13		1:51.788	37.860	36.715	37.213	159.5	11:58:12.834
14		1:37.226	37.034	26.436	33.756	208.4	11:59:50.060
15			45.693	31.386		197.8	

77

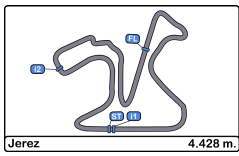
Guilherme Samaia

Dallara F312

RP Motorsport

Lap	D	Time	Sector 1	Sector 2	Sector 3	T. Spd	Elapsed
1		11:36:59.382 P			11:36:59.382		11:36:59.382
2		1:57.017	52.951	28.413	35.653	204.5	11:38:56.399
3		1:40.161	38.041	27.449	34.671	207.2	11:40:36.560
4		1:39.915	37.936	27.301	34.678	207.6	11:42:16.475
5		1:39.276	37.680	27.192	34.404	208.4	11:43:55.751
6		6:00.389 P	37.940	27.283	4:55.166	208.4	11:49:56.140
7		1:59.894	47.958	34.338	37.598	181.5	11:51:56.034
8		1:40.304	38.511	27.576	34.217	207.2	11:53:36.338
9		1:37.723	37.000	26.710	34.013	208.4	11:55:14.061
10		1:38.046	37.242	26.834	33.970	208.4	11:56:52.107
11		1:38.014	37.208	26.811	33.995	208.8	11:58:30.121
12			37.418	26.849		208.4	



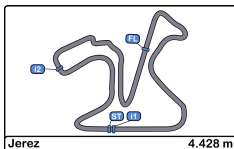


Circuito de Jerez
Euroformula Open
Free Practice - 2
Best Sectors Results



Sector - 1				Sector - 2				Sector - 3				Ideal Lap vs Best Lap				
Clas	Nº	Driver	Time	Nº	Driver	Time	Nº	Driver	Time	Clas	Nº	Driver	Ideal Lap	Best Lap	Clas	
1	34	Matheus Iorio	36.898	18	Marcos Siebert	26.312	58	Javier Gonzalez	33.756	1	58	Javier Gonzalez	1:37.012	1:37.188	1	
2	4	Felipe Drugovich	36.915	58	Javier Gonzalez	26.336	4	Felipe Drugovich	33.848	2	4	Felipe Drugovich	1:37.190	1:37.370	3	
3	58	Javier Gonzalez	36.920	28	Cameron Das	26.369	34	Matheus Iorio	33.862	3	28	Cameron Das	1:37.222	1:37.335	2	
4	28	Cameron Das	36.923	4	Felipe Drugovich	26.427	10	Bent Viscaal	33.908	4	10	Bent Viscaal	1:37.263	1:37.476	6	
5	10	Bent Viscaal	36.924	10	Bent Viscaal	26.431	6	Mercedes	33.920	5	34	Matheus Iorio	1:37.266	1:37.431	5	
6	77	Guilherme Samaia	37.000	8	Lukas Dunner	26.435	18	Marcos Siebert	33.922	6	18	Marcos Siebert	1:37.316	1:37.414	4	
7	6	Mercedes	37.019	3	Christian Hahn	26.498	28	Cameron Das	33.930	7	8	Lukas Dunner	1:37.570	1:37.628	8	
8	8	Lukas Dunner	37.032	34	Matheus Iorio	26.506	77	Guilherme Samaia	33.970	8	6	Mercedes	1:37.584	1:37.584	7	
9	11	Petru Florescu	37.065	1	David Schumacher	26.507	1	David Schumacher	34.058	9	1	David Schumacher	1:37.659	1:37.679	9	
10	18	Marcos Siebert	37.082	11	Petru Florescu	26.516	8	Lukas Dunner	34.103	10	77	Guilherme Samaia	1:37.680	1:37.723	10	
11	1	David Schumacher	37.094	6	Mercedes	26.645	3	Christian Hahn	34.113	11	11	Petru Florescu	1:37.706	1:37.840	11	
12	3	Christian Hahn	37.133	77	Guilherme Samaia	26.710	11	Petru Florescu	34.125	12	3	Christian Hahn	1:37.744	1:38.014	12	
13	51	Aldo Festante	37.375	51	Aldo Festante	26.794	51	Aldo Festante	34.474	13	51	Aldo Festante	1:38.643	1:39.147	13	
14	5	Dev Gore	37.547	5	Dev Gore	26.908	5	Dev Gore	34.480	14	5	Dev Gore	1:38.935	1:39.390	14	
15	7	Volkswagen	49.016	7	Volkswagen	34.774	7	Volkswagen	Transpon	15	7	Volkswagen	Transpon	Transpo	15	



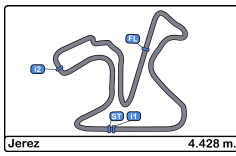


Circuito de Jerez
Euroformula Open
Free Practice - 2
Best 5 Lap Times



Cls	Nº	Entrant	Nat	Driver	Nat	Cat	Cls	Chassis	Team	Best 1		Best 2		Best 3		Best 4		Best 5	
										Time	Lap	Time	Lap	Time	Lap	Time	Lap	Time	Lap
1	58	Drivex School	ESP	Javier Gonzalez	MEX	R	1	Dallara F312	Drivex School	1:37.188	12	1:37.226	14	1:38.132	5	1:38.456	4	1:38.460	7
2	28	Carlin Motorsport	GBR	Cameron Das	USA			Dallara F312	Carlin Motorsport	1:37.335	12	1:37.527	11	1:38.184	7	1:38.222	5	1:38.237	4
3	4	RP Motorsport	ITA	Felipe Drugovich	BRA			Dallara F312	RP Motorsport	1:37.370	10	1:38.209	5	1:38.427	7	1:38.645	4	1:39.175	12
4	18	Campos Racing	ESP	Marcos Siebert	ARG			Dallara F312	Campos Racing	1:37.414	12	1:37.505	14	1:37.588	11	1:38.483	4	1:38.497	6
5	34	Carlin Motorsport	GBR	Matheus Iorio	BRA			Dallara F312	Carlin Motorsport	1:37.431	13	1:37.538	12	1:37.865	11	1:37.877	6	1:38.222	5
6	10	RACE	ESP	Bent Viscaal	NLD	R	2	Dallara F312	Teo Martin Motorsport	1:37.476	14	1:37.585	12	1:37.902	11	1:38.301	6	1:38.454	3
7	6			Mercedes				Dallara F312		1:37.584	4	1:38.136	3	1:51.739	2				
8	8	Drivex School	ESP	Lukas Dunner	AUT	R	3	Dallara F312	Drivex School	1:37.628	12	1:37.634	13	1:38.273	5	1:38.278	8	1:38.609	7
9	1	RP Motorsport	ITA	David Schumacher	DEU	R	4	Dallara F312	RP Motorsport	1:37.679	14	1:38.365	13	1:38.763	12	1:39.068	8	1:39.118	9
10	77	RP Motorsport	ITA	Guilherme Samaia	BRA			Dallara F312	RP Motorsport	1:37.723	9	1:38.014	11	1:38.046	10	1:39.276	5	1:39.915	4
11	11	Campos Racing	ESP	Petru Florescu	ROU			Dallara F312	Campos Racing	1:37.840	11	1:37.941	12	1:38.413	14	1:39.291	4	1:39.595	7
12	3	RP Motorsport	ITA	Christian Hahn	BRA			Dallara F312	RP Motorsport	1:38.014	10	1:38.099	9	1:38.334	11	1:38.947	3	1:39.467	5
13	51	RACE	ESP	Aldo Festante	ITA	R	5	Dallara F312	Teo Martin Motorsport	1:39.147	13	1:39.496	9	1:39.785	3	1:39.948	6	1:39.967	12
14	5	Carlin Motorsport	GBR	Dev Gore	USA	R	6	Dallara F312	Carlin Motorsport	1:39.390	14	1:39.407	16	1:39.532	13	1:39.911	12	1:40.182	8
15	7			Volkswagen				Dallara F312		29:41.85	2								



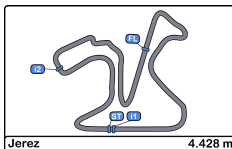


Circuito de Jerez
Euroformula Open
Free Practice - 2
Best 5 Top Speeds



Cls	Nº	Entrant	Nat	Driver	Nat	Cat	Cls	Chassis	Team	Top 1		Top 2		Top 3		Top 4		Top 5		Avg
										Km/h	Lap	Km/h	Lap	Km/h	Lap	Km/h	Lap	Km/h	Lap	
1	28	Carlin Motorsport	GBR	Cameron Das	USA			Dallara F312	Carlin Motorsport	214.7	8	214.7	12	212.5	13	210.1	5	209.3	7	212.2
2	58	Drivex School	ESP	Javier Gonzalez	MEX	R	1	Dallara F312	Drivex School	213.8	5	210.9	12	208.4	14	205.7	8	204.9	7	208.7
3	10	RACE	ESP	Bent Viscaal	NLD	R	2	Dallara F312	Teo Martin Motorsport	213.4	4	212.1	7	211.7	11	211.7	14	211.3	12	212.0
4	5	Carlin Motorsport	GBR	Dev Gore	USA	R	3	Dallara F312	Carlin Motorsport	212.5	14	210.5	9	210.5	17	210.1	4	210.1	11	210.7
5	51	RACE	ESP	Aldo Festante	ITA	R	4	Dallara F312	Teo Martin Motorsport	212.5	4	212.1	12	211.7	6	210.9	14	210.5	13	211.6
6	34	Carlin Motorsport	GBR	Matheus Iorio	BRA			Dallara F312	Carlin Motorsport	212.1	11	212.1	13	210.9	6	210.9	7	210.5	8	211.3
7	11	Campos Racing	ESP	Petru Florescu	ROU			Dallara F312	Campos Racing	211.7	5	210.9	4	210.5	12	210.5	14	210.1	11	210.7
8	3	RP Motorsport	ITA	Christian Hahn	BRA			Dallara F312	RP Motorsport	211.3	9	210.9	6	210.9	10	210.9	11	210.5	12	210.9
9	8	Drivex School	ESP	Lukas Dunner	AUT	R	5	Dallara F312	Drivex School	211.3	5	209.7	12	209.3	13	208.4	4	208.4	7	209.4
10	4	RP Motorsport	ITA	Felipe Drugovich	BRA			Dallara F312	RP Motorsport	210.9	5	210.9	6	210.9	8	210.5	13	210.1	7	210.6
11	18	Campos Racing	ESP	Marcos Siebert	ARG			Dallara F312	Campos Racing	210.9	8	210.5	11	209.3	7	208.8	6	208.8	14	209.7
12	6			Mercedes				Dallara F312		209.7	4	208.8	5	207.6	3	204.1	2			207.6
13	1	RP Motorsport	ITA	David Schumacher	DEU	R	6	Dallara F312	RP Motorsport	209.3	5	209.3	14	208.8	4	208.4	6	208.4	13	208.8
14	77	RP Motorsport	ITA	Guilherme Samaia	BRA			Dallara F312	RP Motorsport	208.8	11	208.4	5	208.4	6	208.4	9	208.4	10	208.5
15	7			Volkswagen				Dallara F312		166.4	2	148.5	3							157.4



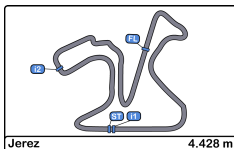


Circuito de Jerez
Euroformula Open
Free Practice - 2
Fastest Laps Sequence



Lap	Time of Day	Session Time	Nº	Entrant	Nat	Driver	Nat	Cat	Chassis	Team	Time	Km/h
2	11:32:16.638	2:16.638	28	Carlin Motorsport	GBR	Cameron Das	USA		Dallara F312	Carlin Motorsport	1:47.450	148.3
3	11:33:55.419	3:55.419	28	Carlin Motorsport	GBR	Cameron Das	USA		Dallara F312	Carlin Motorsport	1:38.781	161.3
3	11:35:08.664	5:08.664	10	RACE	ESP	Bent Viscaal	NLD	R	Dallara F312	Teo Martin Motorsport	1:38.454	161.9
3	11:35:14.934	5:14.934	6			Mercedes			Dallara F312		1:38.136	162.4
4	11:36:52.518	6:52.518	6			Mercedes			Dallara F312		1:37.584	163.3
10	11:49:11.913	19:11.913	4	RP Motorsport	ITA	Felipe Drugovich	BRA		Dallara F312	RP Motorsport	1:37.370	163.7
12	11:56:21.046	26:21.046	58	Drivex School	ESP	Javier Gonzalez	MEX	R	Dallara F312	Drivex School	1:37.188	164.0



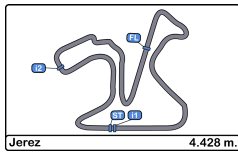


Circuito de Jerez
Euroformula Open
Free Practice - 2
Event Best Maximum Speed



Nº	Entrant	Nat	Driver	Nat	Cat	Clas	Chassis	Team	Km/h	Session
7			Volkswagen				Dallara F312		216.4	Free Practice - 1
28	Carlin Motorsport	GBR	Cameron Das	USA			Dallara F312	Carlin Motorsport	215.1	Free Practice - 1
11	Campos Racing	ESP	Petru Florescu	ROU			Dallara F312	Campos Racing	213.8	Free Practice - 1
58	Drivex School	ESP	Javier Gonzalez	MEX	R	1	Dallara F312	Drivex School	213.8	Free Practice - 2
10	RACE	ESP	Bent Viscaal	NLD	R	2	Dallara F312	Teo Martin Motorsport	213.4	Free Practice - 2
51	RACE	ESP	Aldo Festante	ITA	R	3	Dallara F312	Teo Martin Motorsport	212.5	Free Practice - 2
5	Carlin Motorsport	GBR	Dev Gore	USA	R	4	Dallara F312	Carlin Motorsport	212.5	Free Practice - 2
4	RP Motorsport	ITA	Felipe Drugovich	BRA			Dallara F312	RP Motorsport	212.1	Free Practice - 1
34	Carlin Motorsport	GBR	Matheus Iorio	BRA			Dallara F312	Carlin Motorsport	212.1	Free Practice - 2
3	RP Motorsport	ITA	Christian Hahn	BRA			Dallara F312	RP Motorsport	211.7	Free Practice - 1
8	Drivex School	ESP	Lukas Dunner	AUT	R	5	Dallara F312	Drivex School	211.7	Free Practice - 1
77	RP Motorsport	ITA	Guilherme Samaia	BRA			Dallara F312	RP Motorsport	211.3	Free Practice - 1
18	Campos Racing	ESP	Marcos Siebert	ARG			Dallara F312	Campos Racing	210.9	Free Practice - 2
6			Mercedes				Dallara F312		210.5	Free Practice - 1
1	RP Motorsport	ITA	David Schumacher	DEU	R	6	Dallara F312	RP Motorsport	209.3	Free Practice - 2





Circuito de Jerez
Euroformula Open
Free Practice - 2
Pit Stop Analysis



1 David Schumacher R RP Motorsport
 Dallara F312

Nr.	In Day Time	In Time	Out Time	Pit Time	T. Pit Time	Handicap	Penalty
1	11:46:17.311	11:46:17.311	11:49:09.765	2:52.454	2:52.454		

3 Christian Hahn RP Motorsport
 Dallara F312

Nr.	In Day Time	In Time	Out Time	Pit Time	T. Pit Time	Handicap	Penalty
1	11:45:25.902	11:45:25.902	11:51:31.617	6:05.715	6:05.715		

4 Felipe Drugovich RP Motorsport
 Dallara F312

Nr.	In Day Time	In Time	Out Time	Pit Time	T. Pit Time	Handicap	Penalty
1	11:42:58.979	11:42:58.979	11:45:39.676	2:40.697	2:40.697		

5 Dev Gore R Carlin Motorsport
 Dallara F312

Nr.	In Day Time	In Time	Out Time	Pit Time	T. Pit Time	Handicap	Penalty
1	11:43:56.499	11:43:56.499	11:49:28.791	5:32.292	5:32.292		

7 Volkswagen
 Dallara F312

Nr.	In Day Time	In Time	Out Time	Pit Time	T. Pit Time	Handicap	Penalty
1	11:33:29.379	11:33:29.379	12:01:11.356	27:41.97	27:41.977		7

8 Lukas Dunner R Drivex School
 Dallara F312

Nr.	In Day Time	In Time	Out Time	Pit Time	T. Pit Time	Handicap	Penalty
1	11:33:51.010	11:33:51.010	11:50:45.828	16:54.81	16:54.818		8

10 Bent Viscaal R Teo Martin Motorsport
 Dallara F312

Nr.	In Day Time	In Time	Out Time	Pit Time	T. Pit Time	Handicap	Penalty
1	11:43:33.419	11:43:33.419	11:47:39.943	4:06.524	4:06.524		

11 Petru Florescu Campos Racing
 Dallara F312

Nr.	In Day Time	In Time	Out Time	Pit Time	T. Pit Time	Handicap	Penalty
1	11:42:29.450	11:42:29.450	11:49:39.731	7:10.281	7:10.281		

18 Marcos Siebert Campos Racing
 Dallara F312

Nr.	In Day Time	In Time	Out Time	Pit Time	T. Pit Time	Handicap	Penalty
1	11:43:13.097	11:43:13.097	11:49:07.819	5:54.722	5:54.722		
2	11:50:50.538	11:50:50.538	11:52:15.376	1:24.838	7:19.560		

28 Cameron Das Carlin Motorsport
 Dallara F312

Nr.	In Day Time	In Time	Out Time	Pit Time	T. Pit Time	Handicap	Penalty
1	11:42:00.712	11:42:00.712	11:50:02.180	8:01.468	8:01.468		

34 Matheus Iorio Carlin Motorsport
 Dallara F312

Nr.	In Day Time	In Time	Out Time	Pit Time	T. Pit Time	Handicap	Penalty
1	11:42:46.159	11:42:46.159	11:48:52.459	6:06.300	6:06.300		

51 Aldo Festante R Teo Martin Motorsport
 Dallara F312

Nr.	In Day Time	In Time	Out Time	Pit Time	T. Pit Time	Handicap	Penalty
1	11:42:47.722	11:42:47.722	11:46:39.727	3:52.005	3:52.005		

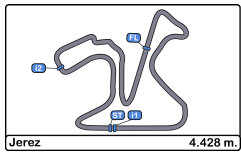
58 Javier Gonzalez R Drivex School
 Dallara F312

Nr.	In Day Time	In Time	Out Time	Pit Time	T. Pit Time	Handicap	Penalty
1	11:33:20.181	11:33:20.181	11:33:41.352	21.171	21.171		
2	11:44:13.904	11:44:13.904	11:48:59.939	4:46.035	5:07.206		

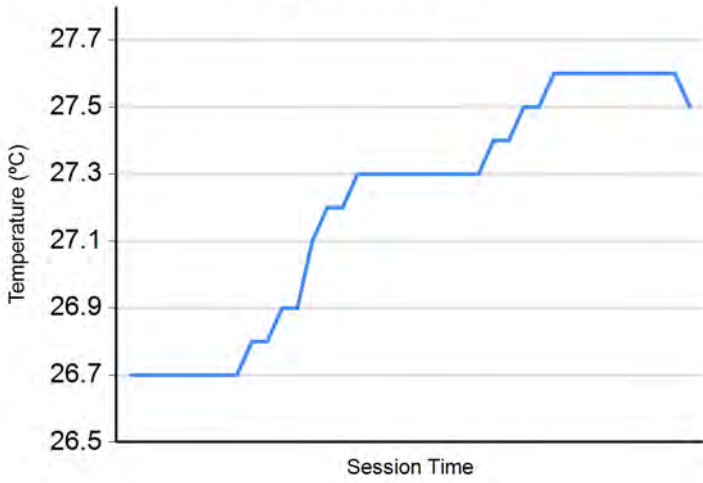
77 Guilherme Samaia RP Motorsport
 Dallara F312

Nr.	In Day Time	In Time	Out Time	Pit Time	T. Pit Time	Handicap	Penalty
1	11:45:29.605	11:45:29.605	11:49:56.140	4:26.535	4:26.535		

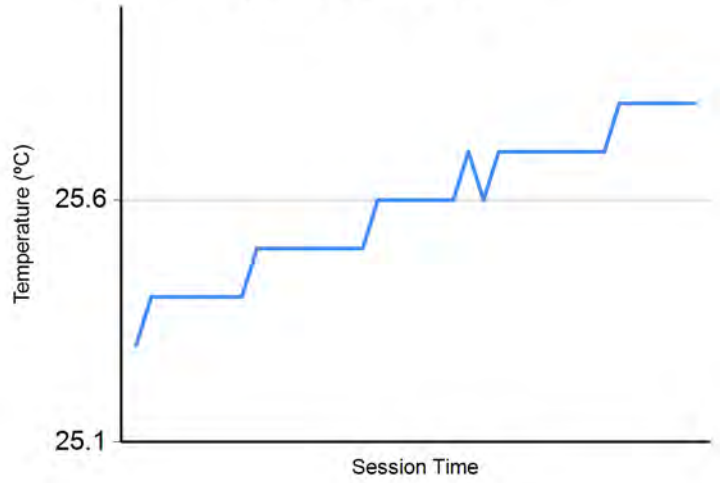




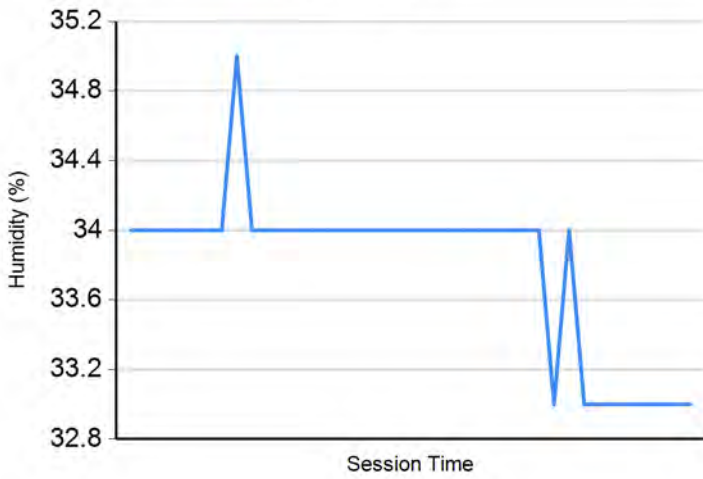
Air Temperature



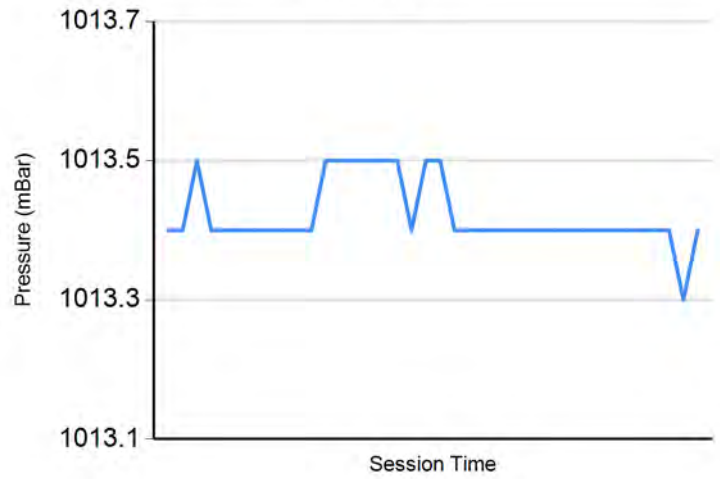
Track Temperature



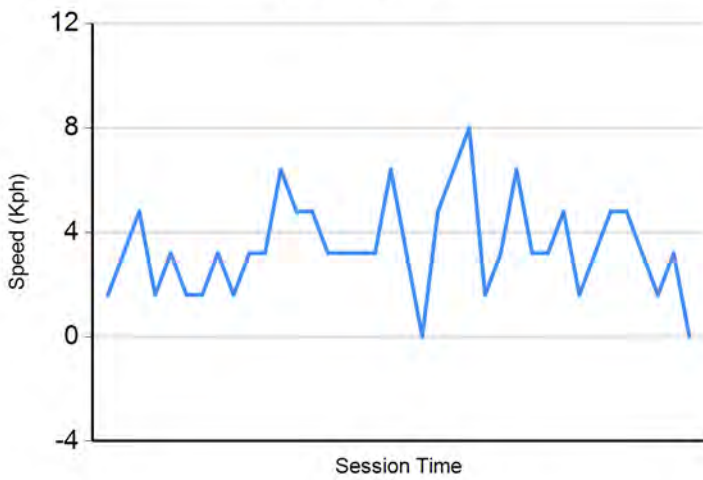
Humidity



Pressure

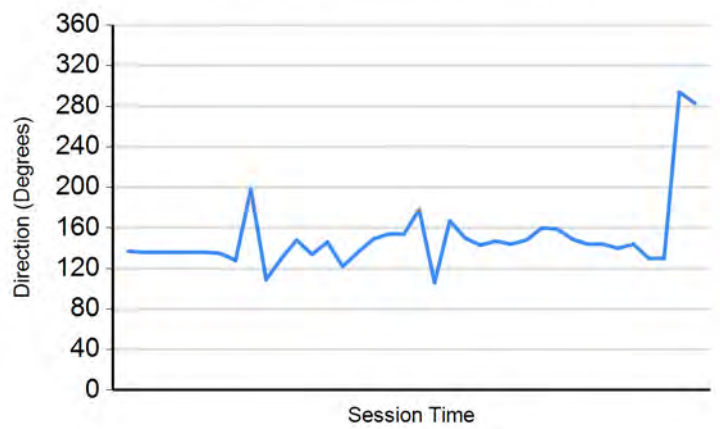


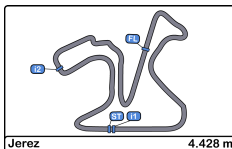
Wind Speed



Wind direction

North = 0°/360° Est = 90° South = 180° West = 270°





Circuito de Jerez
Euroformula Open
Free Practice 1 - 2

Results

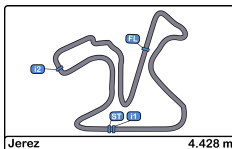


Cls	Nº	Entrant	Nat	Driver	Nat	Cat	Cls	Chassis	Team	Laps	Free Practice - 1	Free Practice - 2	Best	Gap	Interval	Km/h		
1	6			Mercedes				Dallara F312		9	1:36.889	4	1:37.584	4	1:36.889	164.5		
2	58	Drivex School	ESP	Javier Gonzalez	MEX	R	1	Dallara F312	Drivex School	28	1:37.884	6	1:37.188	12	1:37.188	0.299	0.299	164.0
3	7			Volkswagen				Dallara F312		5	1:37.218	3	29:41.854	2	1:37.218	0.329	0.030	163.9
4	28	Carlin Motorsport	GBR	Cameron Das	USA			Dallara F312	Carlin Motorsport	26	1:37.367	12	1:37.335	12	1:37.335	0.446	0.117	163.7
5	4	RP Motorsport	ITA	Felipe Drugovich	BRA			Dallara F312	RP Motorsport	26	1:37.829	14	1:37.370	10	1:37.370	0.481	0.035	163.7
6	18	Campos Racing	ESP	Marcos Siebert	ARG			Dallara F312	Campos Racing	27	1:38.283	13	1:37.414	12	1:37.414	0.525	0.044	163.6
7	34	Carlin Motorsport	GBR	Matheus Iorio	BRA			Dallara F312	Carlin Motorsport	25	1:37.995	12	1:37.431	13	1:37.431	0.542	0.017	163.6
8	10	RACE	ESP	Bent Viscaal	NLD	R	2	Dallara F312	Teo Martin Motorsport	28	1:37.522	13	1:37.476	14	1:37.476	0.587	0.045	163.5
9	8	Drivex School	ESP	Lukas Dunner	AUT	R	3	Dallara F312	Drivex School	27	1:38.480	12	1:37.628	12	1:37.628	0.739	0.152	163.2
10	1	RP Motorsport	ITA	David Schumacher	DEU	R	4	Dallara F312	RP Motorsport	27	1:39.016	13	1:37.679	14	1:37.679	0.790	0.051	163.1
11	77	RP Motorsport	ITA	Guilherme Samaia	BRA			Dallara F312	RP Motorsport	26	1:38.281	14	1:37.723	9	1:37.723	0.834	0.044	163.1
12	11	Campos Racing	ESP	Petru Florescu	ROU			Dallara F312	Campos Racing	26	1:38.047	10	1:37.840	11	1:37.840	0.951	0.117	162.9
13	3	RP Motorsport	ITA	Christian Hahn	BRA			Dallara F312	RP Motorsport	26	1:38.814	11	1:38.014	10	1:38.014	1.125	0.174	162.6
14	51	RACE	ESP	Aldo Festante	ITA	R	5	Dallara F312	Teo Martin Motorsport	27	1:39.081	13	1:39.147	13	1:39.081	2.192	1.067	160.8
15	5	Carlin Motorsport	GBR	Dev Gore	USA	R	6	Dallara F312	Carlin Motorsport	32	1:40.006	16	1:39.390	14	1:39.390	2.501	0.309	160.3

Published at:.....

Stewards:	Race Director:	Timekeeper:





Circuito de Jerez
Euroformula Open
Free Practice - 3
Provisional Results



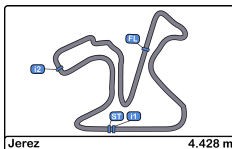
Clas	Nº	Entrant	Nat	Driver	Nat	Cat	Clas	Chassis	Team	Laps	Best	Time	Gap	Interval	Km/h
1	4	RP Motorsport	ITA	Felipe Drugovich	BRA			Dallara F312	RP Motorsport	10	10	1:37.839			162.9
2	10	RACE	ESP	Bent Viscaal	NLD	R	1	Dallara F312	Teo Martin Motorsport	13	10	1:38.404	0.565	0.565	161.9
3	1	RP Motorsport	ITA	David Schumacher	DEU	R	2	Dallara F312	RP Motorsport	10	8	1:38.635	0.796	0.231	161.6
4	8	Drivex School	ESP	Lukas Dunner	AUT	R	3	Dallara F312	Drivex School	13	5	1:38.705	0.866	0.070	161.4
5	18	Campos Racing	ESP	Marcos Siebert	ARG			Dallara F312	Campos Racing	17	4	1:38.795	0.956	0.090	161.3
6	28	Carlin Motorsport	GBR	Cameron Das	USA			Dallara F312	Carlin Motorsport	15	5	1:38.796	0.957	0.001	161.3
7	11	Campos Racing	ESP	Petru Florescu	ROU			Dallara F312	Campos Racing	14	6	1:38.910	1.071	0.114	161.1
8	77	RP Motorsport	ITA	Guilherme Samaia	BRA			Dallara F312	RP Motorsport	17	16	1:38.942	1.103	0.032	161.1
9	58	Drivex School	ESP	Javier Gonzalez	MEX	R	4	Dallara F312	Drivex School	14	12	1:39.031	1.192	0.089	160.9
10	34	Carlin Motorsport	GBR	Matheus Iorio	BRA			Dallara F312	Carlin Motorsport	8	7	1:39.059	1.220	0.028	160.9
11	5	Carlin Motorsport	GBR	Dev Gore	USA	R	5	Dallara F312	Carlin Motorsport	16	15	1:39.234	1.395	0.175	160.6
12	51	RACE	ESP	Aldo Festante	ITA	R	6	Dallara F312	Teo Martin Motorsport	14	12	1:39.247	1.408	0.013	160.6
13	3	RP Motorsport	ITA	Christian Hahn	BRA			Dallara F312	RP Motorsport	10	9	1:39.485	1.646	0.238	160.2

Published at:.....

Track Temp: 38.4 °C Air Temp: 31.1 °C Humidity: 27 % Track Status: DRY

Stewards:	Race Director:	Timekeeper: 
-----------	----------------	---------------------------------------------------------------------------------------------------





Circuito de Jerez
Euroformula Open
Free Practice - 3
Provisional Results by Class



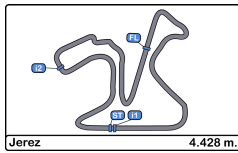
Clas	Nº	Entrant	Nat	Driver	Nat	Cat	Clas	Chassis	Team	Laps	Best	Time	Gap	Interval	Km/h
1	4	RP Motorsport	ITA	Felipe Drugovich	BRA			Dallara F312	RP Motorsport	10	10	1:37.839			162.9
2	18	Campos Racing	ESP	Marcos Siebert	ARG			Dallara F312	Campos Racing	17	4	1:38.795	0.956	0.956	161.3
3	28	Carlin Motorsport	GBR	Cameron Das	USA			Dallara F312	Carlin Motorsport	15	5	1:38.796	0.957	0.001	161.3
4	11	Campos Racing	ESP	Petru Florescu	ROU			Dallara F312	Campos Racing	14	6	1:38.910	1.071	0.114	161.1
5	77	RP Motorsport	ITA	Guilherme Samaia	BRA			Dallara F312	RP Motorsport	17	16	1:38.942	1.103	0.032	161.1
6	34	Carlin Motorsport	GBR	Matheus Iorio	BRA			Dallara F312	Carlin Motorsport	8	7	1:39.059	1.220	0.117	160.9
7	3	RP Motorsport	ITA	Christian Hahn	BRA			Dallara F312	RP Motorsport	10	9	1:39.485	1.646	0.426	160.2
Rookie															
1	10	RACE	ESP	Bent Viscaal	NLD	R	1	Dallara F312	Teo Martin Motorsport	13	10	1:38.404			161.9
2	1	RP Motorsport	ITA	David Schumacher	DEU	R	2	Dallara F312	RP Motorsport	10	8	1:38.635	0.231	0.231	161.6
3	8	Drivex School	ESP	Lukas Dunner	AUT	R	3	Dallara F312	Drivex School	13	5	1:38.705	0.301	0.070	161.4
4	58	Drivex School	ESP	Javier Gonzalez	MEX	R	4	Dallara F312	Drivex School	14	12	1:39.031	0.627	0.326	160.9
5	5	Carlin Motorsport	GBR	Dev Gore	USA	R	5	Dallara F312	Carlin Motorsport	16	15	1:39.234	0.830	0.203	160.6
6	51	RACE	ESP	Aldo Festante	ITA	R	6	Dallara F312	Teo Martin Motorsport	14	12	1:39.247	0.843	0.013	160.6

Published at:.....

Track Temp: 38.4 °C Air Temp: 31.1 °C Humidity: 27 % Track Status: DRY

Stewards:	Race Director:	Timekeeper: 
-----------	----------------	---------------------------------------------------------------------------------------------------





Circuito de Jerez
Euroformula Open
Free Practice - 3
Lap Analysis



1 David Schumacher R Dallara F312 **5** Dev Gore R Dallara F312
RP Motorsport Carlin Motorsport

Lap	D	Time	Sector 1	Sector 2	Sector 3	T. Spd	Elapsed	Lap	D	Time	Sector 1	Sector 2	Sector 3	T. Spd	Elapsed		
1		14:03:29.738	P		14:03:29.738		14:03:29.738	1		14:00:04.112	P		14:00:04.112		14:00:04.112		
2		2:55.217	P	46.805	28.652	1:39.760	194.9	14:06:24.955	2		1:49.617	45.199	28.858	35.560	203.7	14:01:53.729	
3		1:55.218		45.357	31.640	38.221	182.1	14:08:20.173	3		1:41.568	38.557	27.762	35.249	205.3	14:03:35.297	
4		7:23.552	P	48.128	36.819	5:58.605	116.8	14:15:43.725	4		1:40.071	37.915	27.306	34.850	212.1	14:05:15.368	
5		1:50.525		45.914	28.546	36.065	202.2	14:17:34.250	5		1:40.163	37.833	27.342	34.988	212.1	14:06:55.531	
6		1:40.229		38.102	27.549	34.578	205.3	14:19:14.479	6		1:39.950	37.781	27.348	34.821	204.1	14:08:35.481	
7		1:39.365		37.709	27.113	34.543	207.6	14:20:53.844	7		1:39.884	37.757	27.242	34.885	207.6	14:10:15.365	
8		1:38.635		37.463	26.909	34.263	207.6	14:22:32.479	8		1:40.267	37.952	27.508	34.807	207.2	14:11:55.632	
9		3:52.338	P	37.769	27.380	2:47.189	207.2	14:26:24.817	9		1:40.556	37.937	27.309	35.310	207.6	14:13:36.188	
10		2:03.069		1:00.756	27.594	34.719	208.4	14:28:27.886	10		5:50.220	P	38.823	27.965	4:43.432	210.9	14:19:26.408
11			37.640	29.719			210.1		11		1:55.013	47.334	31.580	36.099	197.4	14:21:21.421	

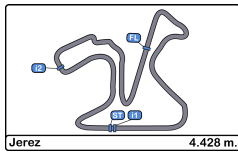
3 Christian Hahn R Dallara F312 **8** Lukas Dunner R Dallara F312
RP Motorsport Drivex School

Lap	D	Time	Sector 1	Sector 2	Sector 3	T. Spd	Elapsed	Lap	D	Time	Sector 1	Sector 2	Sector 3	T. Spd	Elapsed	
1		14:00:47.462	P		14:00:47.462		14:00:47.462	12		1:40.745	37.887	27.301	35.557	206.8	14:23:02.166	
2		2:24.444	P	47.941	31.639	1:04.864	195.2	14:03:11.906	13		1:47.119	38.200	31.128	37.791	207.2	14:24:49.285
3		2:41.430	P	1:00.266	39.248	1:01.916	93.9	14:05:53.336	14		1:39.309	37.770	26.976	34.563	211.7	14:26:28.594
4		2:43.941		1:22.791	36.657	44.493	153.6	14:08:37.277	15		1:39.234	37.689	27.072	34.473	210.9	14:28:07.828
5		6:23.519	P	42.609	31.818	5:09.092	207.6	14:15:00.796	16		1:39.464	37.540	27.048	34.876	206.1	14:29:47.292
6		1:52.606		46.327	28.969	37.310	203.3	14:16:53.402	17			37.634	27.054		207.6	
7		1:40.807		37.909	27.368	35.530	208.0	14:18:34.209								
8		1:49.734		37.877	29.959	41.898	205.3	14:20:23.943								
9		1:39.485		37.761	26.983	34.741	208.8	14:22:03.428								
10		1:46.210		41.102	28.689	36.419	204.1	14:23:49.638								
11			37.633	26.872			210.5									

4 Felipe Drugovich R Dallara F312 **10** Bent Viscaal R Dallara F312
RP Motorsport Teo Martin Motorsport

Lap	D	Time	Sector 1	Sector 2	Sector 3	T. Spd	Elapsed	Lap	D	Time	Sector 1	Sector 2	Sector 3	T. Spd	Elapsed		
1		14:11:02.140	P		14:11:02.140		14:11:02.140	1		14:01:31.091	P		14:01:31.091		14:01:31.091		
2		2:37.452	P	50.063	28.368	1:19.021	200.3	14:13:39.592	2		1:51.028	48.551	27.729	34.748	204.5	14:03:22.119	
3		1:56.975		55.039	27.214	34.722	208.0	14:15:36.567	3		1:38.710	37.509	26.875	34.326	208.4	14:05:00.829	
4		1:38.985		37.544	26.978	34.463	208.8	14:17:15.552	4		1:39.041	37.576	26.997	34.468	215.5	14:06:39.870	
5		1:38.529		37.315	26.782	34.432	209.3	14:18:54.081	5		1:48.281	38.699	32.276	37.306	126.7	14:08:28.151	
6		1:38.633		37.395	26.832	34.406	209.3	14:20:32.714	6		1:38.668	37.563	26.826	34.279	207.6	14:10:06.819	
7		1:38.589		37.458	26.778	34.353	208.4	14:22:11.303	7		9:52.554	P	37.511	27.016	8:48.027	212.5	14:19:59.373
8		1:39.593		38.459	26.796	34.338	209.3	14:23:50.896	8		1:51.005	48.799	27.563	34.643	206.8	14:21:50.378	
9		1:38.809		37.439	26.832	34.538	212.5	14:25:29.705	9		1:38.524	37.588	26.785	34.151	209.7	14:23:28.902	
10		1:37.839		37.188	26.581	34.070	213.4	14:27:07.544	10		1:38.404	37.459	26.738	34.207	208.8	14:25:07.306	
11			37.307	27.774			213.0		11		1:38.468	37.306	26.828	34.334	212.5	14:26:45.774	
									12		1:56.561	38.197	39.354	39.010	160.2	14:28:42.335	
									13		1:38.607	37.626	26.826	34.155	209.7	14:30:20.942	
									14			37.377	26.708		210.5		





Circuito de Jerez
Euroformula Open
Free Practice - 3
Lap Analysis



11

Petru Florescu

Dallara F312

28

Cameron Das

Dallara F312

Campos Racing

Carlin Motorsport

Lap	D	Time	Sector 1	Sector 2	Sector 3	T. Spd	Elapsed	Lap	D	Time	Sector 1	Sector 2	Sector 3	T. Spd	Elapsed
1		14:01:09.162	P		14:01:09.162		14:01:09.162	1		14:00:19.928	P		14:00:19.928		14:00:19.928
2		1:56.775	47.062	30.945	38.768	198.5	14:03:05.937	2		2:23.522	P	43.511	28.231	1:11.780	193.8 14:02:43.450
3		1:46.536	40.266	29.292	36.978	203.7	14:04:52.473	3		2:19.583	P	48.432	27.233	1:03.918	210.1 14:05:03.033
4		1:39.940	38.030	27.344	34.566	207.2	14:06:32.413	4		1:54.909		53.341	27.118	34.450	213.4 14:06:57.942
5		1:39.106	37.571	26.890	34.645	208.0	14:08:11.519	5		1:38.796		37.478	26.950	34.368	215.1 14:08:36.738
6		1:38.910	37.436	26.967	34.507	210.5	14:09:50.429	6		1:39.269		37.651	26.978	34.640	212.1 14:10:16.007
7		1:39.052	37.405	27.136	34.511	207.6	14:11:29.481	7		1:40.927		37.684	27.519	35.724	208.0 14:11:56.934
8		7:18.965	P	37.723	26.916	6:14.326	210.5 14:18:48.446	8		1:45.928		43.892	27.309	34.727	202.6 14:13:42.862
9		1:54.481	47.422	29.737	37.322	199.2	14:20:42.927	9		1:39.362		37.617	26.992	34.753	209.3 14:15:22.224
10		1:43.823	39.415	28.066	36.342	201.8	14:22:26.750	10		1:39.538		37.746	26.965	34.827	212.5 14:17:01.762
11		1:39.188	37.829	26.873	34.486	207.6	14:24:05.938	11		1:39.465		37.636	27.077	34.752	208.0 14:18:41.227
12		1:45.862	37.409	26.775	41.678	210.1	14:25:51.800	12		1:39.500		37.774	27.107	34.619	206.5 14:20:20.727
13		1:39.233	37.579	26.955	34.699	211.7	14:27:31.033	13		7:06.964	P	37.788	27.032	6:02.144	209.7 14:27:27.691
14		2:08.492	P	37.587	29.595	1:01.310	211.7 14:29:39.525	14		1:44.295		42.022	27.766	34.507	212.5 14:29:11.986
15		50.117	27.958			208.4		15		1:41.656		37.521	26.962	37.173	211.3 14:30:53.642
16								16				37.624	27.143		207.2

18

Marcos Siebert

Dallara F312

34

Matheus Iorio

Dallara F312

Campos Racing

Carlin Motorsport

Lap	D	Time	Sector 1	Sector 2	Sector 3	T. Spd	Elapsed	Lap	D	Time	Sector 1	Sector 2	Sector 3	T. Spd	Elapsed
1		14:00:16.041	P		14:00:16.041		14:00:16.041	1		14:00:18.755	P		14:00:18.755		14:00:18.755
2		3:05.505	P	45.866	29.052	1:50.587	177.6 14:03:21.546	2		2:08.422	P	43.138	28.105	57.179	203.7 14:02:27.177
3		1:58.771	56.559	27.399	34.813	207.6	14:05:20.317	3		2:29.193	P	1:00.443	28.754	59.996	206.5 14:04:56.370
4		1:38.795	37.474	26.922	34.399	210.5	14:06:59.112	4		1:54.957		52.905	27.447	34.605	206.1 14:06:51.327
5		1:38.867	37.409	26.891	34.567	210.5	14:08:37.979	5		1:40.431		38.145	27.536	34.750	198.8 14:08:31.758
6		1:39.035	37.708	26.866	34.461	207.2	14:10:17.014	6		1:39.596		37.700	27.180	34.716	211.3 14:10:11.354
7		1:39.311	37.443	27.192	34.676	213.4	14:11:56.325	7		1:39.059		37.543	27.099	34.417	210.9 14:11:50.413
8		1:39.928	37.650	27.395	34.883	211.7	14:13:36.253	8		1:39.228		37.623	27.050	34.555	209.7 14:13:29.641
9		1:39.613	37.723	27.016	34.874	207.6	14:15:15.866	9				37.540	26.961		209.7
10		1:39.412	37.445	27.216	34.751	210.9	14:16:55.278								
11		1:39.958	37.617	27.326	35.015	210.5	14:18:35.236								
12		1:40.013	38.049	27.262	34.702	208.4	14:20:15.249								
13		1:39.487	37.629	27.158	34.700	206.5	14:21:54.736								
14		1:39.901	38.027	27.077	34.797	206.8	14:23:34.637								
15		1:39.353	37.786	26.960	34.607	207.2	14:25:13.990								
16		1:39.322	37.636	27.049	34.637	206.1	14:26:53.312								
17		1:39.082	37.542	27.010	34.530	212.5	14:28:32.394								
18			37.662	27.144		210.9									

51

Aldo Festante

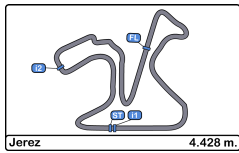
R

Dallara F312

Teo Martin Motorsport

Lap	D	Time	Sector 1	Sector 2	Sector 3	T. Spd	Elapsed
1		14:00:07.582	P		14:00:07.582		14:00:07.582
2		1:47.707	44.241	28.140	35.326	207.2	14:01:55.289
3		1:47.947	38.287	29.208	40.452	212.5	14:03:43.236
4		1:41.023	38.137	27.918	34.968	210.5	14:05:24.259
5		1:40.415	38.180	27.487	34.748	209.7	14:07:04.674
6		1:40.045	37.833	27.305	34.907	211.7	14:08:44.719
7		1:40.362	37.945	27.479	34.938	210.1	14:10:25.081
8		5:22.379	P	38.716	27.965	4:15.698	209.7 14:15:47.460
9		1:51.062	44.617	29.896	36.549	207.2	14:17:38.522
10		1:40.018	37.898	27.313	34.807	204.5	14:19:18.540
11		1:39.731	37.935	27.114	34.682	208.4	14:20:58.271
12		1:39.247	37.642	26.880	34.725	206.8	14:22:37.518
13		1:52.527	42.600	32.756	37.171	196.3	14:24:30.045
14		1:41.927	37.904	27.055	36.968	204.9	14:26:11.972
15			38.370	30.243		213.0	





Circuito de Jerez
Euroformula Open
Free Practice - 3
Lap Analysis



58

Javier Gonzalez

R

Dallara F312

Drivex School

Lap	D	Time	Sector 1	Sector 2	Sector 3	T. Spd	Elapsed
1		14:00:27.651 P			14:00:27.651		14:00:27.651
2		2:29.857 P	48.409	32.246	1:09.202	172.8	14:02:57.508
3		2:22.981 P	53.654	30.376	58.951	187.5	14:05:20.489
4		1:59.082	51.663	29.569	37.850	207.2	14:07:19.571
5		3:50.267 P	40.240	29.420	2:40.607	205.3	14:11:09.838
6		1:50.366	45.090	29.480	35.796	179.1	14:13:00.204
7		1:40.257	38.234	27.495	34.528	206.5	14:14:40.461
8		1:39.097	37.699	27.064	34.334	209.3	14:16:19.558
9		1:39.059	37.508	26.905	34.646	211.3	14:17:58.617
10		1:39.228	37.725	27.152	34.351	206.8	14:19:37.845
11		1:39.116	37.573	27.154	34.389	209.7	14:21:16.961
12		1:39.031	37.570	27.058	34.403	207.2	14:22:55.992
13		5:06.198 P	45.083	32.965	3:48.150	166.9	14:28:02.190
14		1:58.096	53.522	29.031	35.543	204.5	14:30:00.286
15			37.602	26.919		212.5	

77

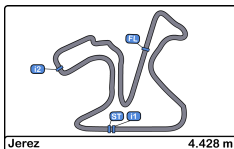
Guilherme Samaia

Dallara F312

RP Motorsport

Lap	D	Time	Sector 1	Sector 2	Sector 3	T. Spd	Elapsed
1		14:01:19.580 P			14:01:19.580		14:01:19.580
2		2:53.656 P	45.756	29.120	1:38.780	201.1	14:04:13.236
3		1:54.005	51.458	27.763	34.784	206.1	14:06:07.241
4		1:39.324	37.727	27.355	34.242	208.0	14:07:46.565
5		1:41.318	37.719	27.314	36.285	208.4	14:09:27.883
6		1:39.704	37.909	27.400	34.395	208.4	14:11:07.587
7		1:39.414	37.729	27.249	34.436	208.8	14:12:47.001
8		1:39.118	37.577	27.138	34.403	209.3	14:14:26.119
9		1:39.779	37.792	27.227	34.760	210.5	14:16:05.898
10		1:39.733	37.833	27.261	34.639	209.7	14:17:45.631
11		1:39.430	37.729	27.157	34.544	208.0	14:19:25.061
12		1:39.708	37.704	27.287	34.717	207.6	14:21:04.769
13		1:39.450	37.702	27.122	34.626	207.6	14:22:44.219
14		1:39.643	37.877	27.333	34.433	208.8	14:24:23.862
15		1:39.320	37.628	27.161	34.531	209.7	14:26:03.182
16		1:38.942	37.645	26.955	34.342	210.5	14:27:42.124
17		1:38.992	37.514	27.085	34.393	211.7	14:29:21.116
18			40.081	28.341		208.0	



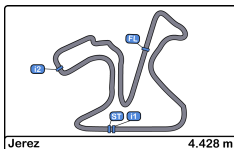


Circuito de Jerez
Euroformula Open
Free Practice - 3
Best Sectors Results



Sector - 1				Sector - 2				Sector - 3				Ideal Lap vs Best Lap				
Clas	Nº	Driver	Time	Nº	Driver	Time	Nº	Driver	Time	Clas	Nº	Driver	Ideal Lap	Best Lap	Clas	
1	4	Felipe Drugovich	37.188	4	Felipe Drugovich	26.581	4	Felipe Drugovich	34.070	1	4	Felipe Drugovich	1:37.839	1:37.839	1	
2	10	Bent Viscaal	37.306	10	Bent Viscaal	26.708	10	Bent Viscaal	34.151	2	10	Bent Viscaal	1:38.165	1:38.404	2	
3	11	Petru Florescu	37.405	11	Petru Florescu	26.775	77	Guilherme Samaia	34.242	3	8	Lukas Dunner	1:38.473	1:38.705	4	
4	18	Marcos Siebert	37.409	8	Lukas Dunner	26.791	8	Lukas Dunner	34.261	4	1	David Schumacher	1:38.635	1:38.635	3	
5	8	Lukas Dunner	37.421	18	Marcos Siebert	26.866	1	David Schumacher	34.263	5	11	Petru Florescu	1:38.666	1:38.910	7	
6	1	David Schumacher	37.463	3	Christian Hahn	26.872	58	Javier Gonzalez	34.334	6	18	Marcos Siebert	1:38.674	1:38.795	5	
7	28	Cameron Das	37.478	51	Aldo Festante	26.880	28	Cameron Das	34.368	7	77	Guilherme Samaia	1:38.711	1:38.942	8	
8	58	Javier Gonzalez	37.508	58	Javier Gonzalez	26.905	18	Marcos Siebert	34.399	8	58	Javier Gonzalez	1:38.747	1:39.031	9	
9	77	Guilherme Samaia	37.514	1	David Schumacher	26.909	34	Matheus Iorio	34.417	9	28	Cameron Das	1:38.796	1:38.796	6	
10	34	Matheus Iorio	37.540	28	Cameron Das	26.950	5	Dev Gore	34.473	10	34	Matheus Iorio	1:38.918	1:39.059	10	
11	5	Dev Gore	37.540	77	Guilherme Samaia	26.955	11	Petru Florescu	34.486	11	5	Dev Gore	1:38.989	1:39.234	11	
12	3	Christian Hahn	37.633	34	Matheus Iorio	26.961	51	Aldo Festante	34.682	12	51	Aldo Festante	1:39.204	1:39.247	12	
13	51	Aldo Festante	37.642	5	Dev Gore	26.976	3	Christian Hahn	34.741	13	3	Christian Hahn	1:39.246	1:39.485	13	



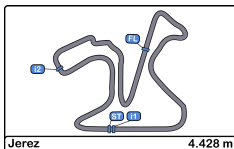


Circuito de Jerez
Euroformula Open
Free Practice - 3
Best 5 Lap Times



Cls	Nº	Entrant	Nat	Driver	Nat	Cat	Cls	Chassis	Team	Best 1		Best 2		Best 3		Best 4		Best 5	
										Time	Lap	Time	Lap	Time	Lap	Time	Lap	Time	Lap
1	4	RP Motorsport	ITA	Felipe Drugovich	BRA			Dallara F312	RP Motorsport	1:37.839	10	1:38.529	5	1:38.589	7	1:38.633	6	1:38.809	9
2	10	RACE	ESP	Bent Viscaal	NLD	R	1	Dallara F312	Teo Martin Motorsport	1:38.404	10	1:38.468	11	1:38.524	9	1:38.607	13	1:38.668	6
3	1	RP Motorsport	ITA	David Schumacher	DEU	R	2	Dallara F312	RP Motorsport	1:38.635	8	1:39.365	7	1:40.229	6	1:50.525	5	1:55.218	3
4	8	Drivex School	ESP	Lukas Dunner	AUT	R	3	Dallara F312	Drivex School	1:38.705	5	1:38.728	8	1:38.819	7	1:38.916	6	1:39.230	13
5	18	Campos Racing	ESP	Marcos Siebert	ARG			Dallara F312	Campos Racing	1:38.795	4	1:38.867	5	1:39.035	6	1:39.082	17	1:39.311	7
6	28	Carlin Motorsport	GBR	Cameron Das	USA			Dallara F312	Carlin Motorsport	1:38.796	5	1:39.269	6	1:39.362	9	1:39.465	11	1:39.500	12
7	11	Campos Racing	ESP	Petru Florescu	ROU			Dallara F312	Campos Racing	1:38.910	6	1:39.052	7	1:39.106	5	1:39.188	11	1:39.233	13
8	77	RP Motorsport	ITA	Guilherme Samaia	BRA			Dallara F312	RP Motorsport	1:38.942	16	1:38.992	17	1:39.118	8	1:39.320	15	1:39.324	4
9	58	Drivex School	ESP	Javier Gonzalez	MEX	R	4	Dallara F312	Drivex School	1:39.031	12	1:39.059	9	1:39.097	8	1:39.116	11	1:39.228	10
10	34	Carlin Motorsport	GBR	Matheus Iorio	BRA			Dallara F312	Carlin Motorsport	1:39.059	7	1:39.228	8	1:39.596	6	1:40.431	5	1:54.957	4
11	5	Carlin Motorsport	GBR	Dev Gore	USA	R	5	Dallara F312	Carlin Motorsport	1:39.234	15	1:39.309	14	1:39.464	16	1:39.884	7	1:39.950	6
12	51	RACE	ESP	Aldo Festante	ITA	R	6	Dallara F312	Teo Martin Motorsport	1:39.247	12	1:39.731	11	1:40.018	10	1:40.045	6	1:40.362	7
13	3	RP Motorsport	ITA	Christian Hahn	BRA			Dallara F312	RP Motorsport	1:39.485	9	1:40.807	7	1:46.210	10	1:49.734	8	1:52.606	6



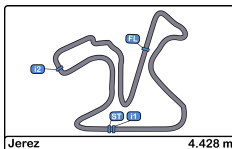


Circuito de Jerez
Euroformula Open
Free Practice - 3
Best 5 Top Speeds



Cls	Nº	Entrant	Nat	Driver	Nat	Cat	Cls	Chassis	Team	Top 1		Top 2		Top 3		Top 4		Top 5		Avg
										Km/h	Lap	Km/h	Lap	Km/h	Lap	Km/h	Lap	Km/h	Lap	
1	10	RACE	ESP	Bent Viscaal	NLD	R	1	Dallara F312	Teo Martin Motorsport	215.5	4	212.5	7	212.5	11	210.5	14	209.7	9	212.2
2	8	Drivex School	ESP	Lukas Dunner	AUT	R	2	Dallara F312	Drivex School	215.1	14	212.5	9	211.3	12	208.4	13	208.0	4	211.1
3	28	Carlin Motorsport	GBR	Cameron Das	USA			Dallara F312	Carlin Motorsport	215.1	5	213.4	4	212.5	10	212.5	14	212.1	6	213.1
4	4	RP Motorsport	ITA	Felipe Drugovich	BRA			Dallara F312	RP Motorsport	213.4	10	213.0	11	212.5	9	209.3	5	209.3	6	211.5
5	18	Campos Racing	ESP	Marcos Siebert	ARG			Dallara F312	Campos Racing	213.4	7	212.5	17	211.7	8	210.9	10	210.9	18	211.9
6	51	RACE	ESP	Aldo Festante	ITA	R	3	Dallara F312	Teo Martin Motorsport	213.0	15	212.5	3	211.7	6	210.5	4	210.1	7	211.6
7	58	Drivex School	ESP	Javier Gonzalez	MEX	R	4	Dallara F312	Drivex School	212.5	15	211.3	9	209.7	11	209.3	8	207.2	4	210.0
8	5	Carlin Motorsport	GBR	Dev Gore	USA	R	5	Dallara F312	Carlin Motorsport	212.1	4	212.1	5	211.7	14	210.9	10	210.9	15	211.6
9	11	Campos Racing	ESP	Petru Florescu	ROU			Dallara F312	Campos Racing	211.7	13	211.7	14	210.5	6	210.5	8	210.1	12	210.9
10	77	RP Motorsport	ITA	Guilherme Samaia	BRA			Dallara F312	RP Motorsport	211.7	17	210.5	9	210.5	16	209.7	10	209.7	15	210.4
11	34	Carlin Motorsport	GBR	Matheus Iorio	BRA			Dallara F312	Carlin Motorsport	211.3	6	210.9	7	209.7	8	209.7	9	206.5	3	209.6
12	3	RP Motorsport	ITA	Christian Hahn	BRA			Dallara F312	RP Motorsport	210.5	11	208.8	9	208.0	7	207.6	5	205.3	8	208.1
13	1	RP Motorsport	ITA	David Schumacher	DEU	R	6	Dallara F312	RP Motorsport	210.1	11	208.4	10	207.6	7	207.6	8	207.2	9	208.2



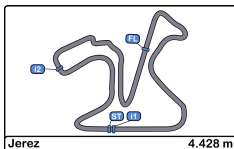


Circuito de Jerez
Euroformula Open
Free Practice - 3
Fastest Laps Sequence



Lap	Time of Day	Session Time	Nº	Entrant	Nat	Driver	Nat	Cat	Chassis	Team	Time	Km/h
2	14:01:53.729	1:53.729	5	Carlin Motorsport	GBR	Dev Gore	USA	R	Dallara F312	Carlin Motorsport	1:49.617	145.4
2	14:01:55.289	1:55.289	51	RACE	ESP	Aldo Festante	ITA	R	Dallara F312	Teo Martin Motorsport	1:47.707	148.0
3	14:03:35.297	3:35.297	5	Carlin Motorsport	GBR	Dev Gore	USA	R	Dallara F312	Carlin Motorsport	1:41.568	156.9
3	14:05:00.829	5:00.829	10	RACE	ESP	Bent Viscaal	NLD	R	Dallara F312	Teo Martin Motorsport	1:38.710	161.4
5	14:08:08.411	8:08.411	8	Drivex School	ESP	Lukas Dunner	AUT	R	Dallara F312	Drivex School	1:38.705	161.4
6	14:10:06.819	10:06.819	10	RACE	ESP	Bent Viscaal	NLD	R	Dallara F312	Teo Martin Motorsport	1:38.668	161.5
5	14:18:54.081	18:54.081	4	RP Motorsport	ITA	Felipe Drugovich	BRA		Dallara F312	RP Motorsport	1:38.529	161.7
9	14:23:28.902	23:28.902	10	RACE	ESP	Bent Viscaal	NLD	R	Dallara F312	Teo Martin Motorsport	1:38.524	161.7
10	14:25:07.306	25:07.306	10	RACE	ESP	Bent Viscaal	NLD	R	Dallara F312	Teo Martin Motorsport	1:38.404	161.9
10	14:27:07.544	27:07.544	4	RP Motorsport	ITA	Felipe Drugovich	BRA		Dallara F312	RP Motorsport	1:37.839	162.9



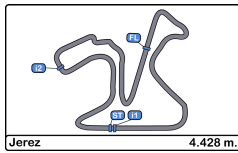


Circuito de Jerez
Euroformula Open
Free Practice - 3
Event Best Maximum Speed



Nº	Entrant	Nat	Driver	Nat	Cat	Clas	Chassis	Team	Km/h	Session
7			Volkswagen				Dallara F312		216.4	Free Practice - 1
10	RACE	ESP	Bent Viscaal	NLD	R	1	Dallara F312	Teo Martin Motorsport	215.5	Free Practice - 3
28	Carlin Motorsport	GBR	Cameron Das	USA			Dallara F312	Carlin Motorsport	215.1	Free Practice - 1
8	Drivex School	ESP	Lukas Dunner	AUT	R	2	Dallara F312	Drivex School	215.1	Free Practice - 3
11	Campos Racing	ESP	Petru Florescu	ROU			Dallara F312	Campos Racing	213.8	Free Practice - 1
58	Drivex School	ESP	Javier Gonzalez	MEX	R	3	Dallara F312	Drivex School	213.8	Free Practice - 2
18	Campos Racing	ESP	Marcos Siebert	ARG			Dallara F312	Campos Racing	213.4	Free Practice - 3
4	RP Motorsport	ITA	Felipe Drugovich	BRA			Dallara F312	RP Motorsport	213.4	Free Practice - 3
51	RACE	ESP	Aldo Festante	ITA	R	4	Dallara F312	Teo Martin Motorsport	213.0	Free Practice - 3
5	Carlin Motorsport	GBR	Dev Gore	USA	R	5	Dallara F312	Carlin Motorsport	212.5	Free Practice - 2
34	Carlin Motorsport	GBR	Matheus Iorio	BRA			Dallara F312	Carlin Motorsport	212.1	Free Practice - 2
3	RP Motorsport	ITA	Christian Hahn	BRA			Dallara F312	RP Motorsport	211.7	Free Practice - 1
77	RP Motorsport	ITA	Guilherme Samaia	BRA			Dallara F312	RP Motorsport	211.7	Free Practice - 3
6			Mercedes				Dallara F312		210.5	Free Practice - 1
1	RP Motorsport	ITA	David Schumacher	DEU	R	6	Dallara F312	RP Motorsport	210.1	Free Practice - 3





Circuito de Jerez
Euroformula Open
Free Practice - 3
Pit Stop Analysis



1 David Schumacher R RP Motorsport
 Dallara F312

Nr.	In Day Time	In Time	Out Time	Pit Time	T. Pit Time	Handicap	Penalty
1	14:05:15.539	14:05:15.539	14:06:24.955	1:09.416	1:09.416		
2	14:10:15.248	14:10:15.248	14:15:43.725	5:28.477	6:37.893		
3	14:24:05.918	14:24:05.918	14:26:24.817	2:18.899	8:56.792		

3 Christian Hahn RP Motorsport
 Dallara F312

Nr.	In Day Time	In Time	Out Time	Pit Time	T. Pit Time	Handicap	Penalty
1	14:02:42.897	14:02:42.897	14:03:11.906	29.009	29.009		
2	14:05:23.478	14:05:23.478	14:05:53.336	29.858	58.867		
3	14:10:26.397	14:10:26.397	14:15:00.796	4:34.399	5:33.266		

4 Felipe Drugovich RP Motorsport
 Dallara F312

Nr.	In Day Time	In Time	Out Time	Pit Time	T. Pit Time	Handicap	Penalty
1	14:12:49.332	14:12:49.332	14:13:39.592	50.260	50.260		

5 Dev Gore R Carlin Motorsport
 Dallara F312

Nr.	In Day Time	In Time	Out Time	Pit Time	T. Pit Time	Handicap	Penalty
1	14:15:12.561	14:15:12.561	14:19:26.408	4:13.847	4:13.847		

8 Lukas Dunner R Drivex School
 Dallara F312

Nr.	In Day Time	In Time	Out Time	Pit Time	T. Pit Time	Handicap	Penalty
1	14:01:53.364	14:01:53.364	14:02:17.621	24.257	24.257		
2	14:04:08.596	14:04:08.596	14:04:34.129	25.533	49.790		
3	14:14:41.634	14:14:41.634	14:19:19.980	4:38.346	5:28.136		

10 Bent Viscaal R Teo Martin Motorsport
 Dallara F312

Nr.	In Day Time	In Time	Out Time	Pit Time	T. Pit Time	Handicap	Penalty
1	14:11:39.757	14:11:39.757	14:19:59.373	8:19.616	8:19.616		

11 Petru Florescu Campos Racing
 Dallara F312

Nr.	In Day Time	In Time	Out Time	Pit Time	T. Pit Time	Handicap	Penalty
1	14:13:03.731	14:13:03.731	14:18:48.446	5:44.715	5:44.715		
2	14:29:11.574	14:29:11.574	14:29:39.525	27.951	6:12.666		

18 Marcos Siebert Campos Racing
 Dallara F312

Nr.	In Day Time	In Time	Out Time	Pit Time	T. Pit Time	Handicap	Penalty
1	14:02:02.587	14:02:02.587	14:03:21.546	1:18.959	1:18.959		

28 Cameron Das Carlin Motorsport
 Dallara F312

Nr.	In Day Time	In Time	Out Time	Pit Time	T. Pit Time	Handicap	Penalty
1	14:02:04.825	14:02:04.825	14:02:43.450	38.625	38.625		
2	14:04:28.831	14:04:28.831	14:05:03.033	34.202	1:12.827		
3	14:21:55.197	14:21:55.197	14:27:27.691	5:32.494	6:45.321		

34 Matheus Iorio Carlin Motorsport
 Dallara F312

Nr.	In Day Time	In Time	Out Time	Pit Time	T. Pit Time	Handicap	Penalty
1	14:01:58.276	14:01:58.276	14:02:27.177	28.901	28.901		
2	14:04:26.001	14:04:26.001	14:04:56.370	30.369	59.270		

51 Aldo Festante R Teo Martin Motorsport
 Dallara F312

Nr.	In Day Time	In Time	Out Time	Pit Time	T. Pit Time	Handicap	Penalty
1	14:12:01.699	14:12:01.699	14:15:47.460	3:45.761	3:45.761		

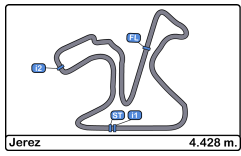
58 Javier Gonzalez R Drivex School
 Dallara F312

Nr.	In Day Time	In Time	Out Time	Pit Time	T. Pit Time	Handicap	Penalty
1	14:02:27.112	14:02:27.112	14:02:57.508	30.396	30.396		
2	14:04:55.841	14:04:55.841	14:05:20.489	24.648	55.044		
3	14:09:01.264	14:09:01.264	14:11:09.838	2:08.574	3:03.618		
4	14:24:45.299	14:24:45.299	14:28:02.190	3:16.891	6:20.509		

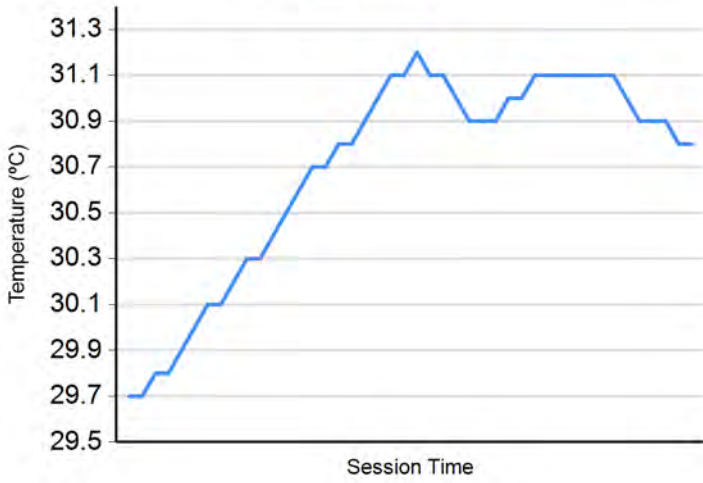
77 Guilherme Samaia RP Motorsport
 Dallara F312

Nr.	In Day Time	In Time	Out Time	Pit Time	T. Pit Time	Handicap	Penalty
1	14:03:04.870	14:03:04.870	14:04:13.236	1:08.366	1:08.366		

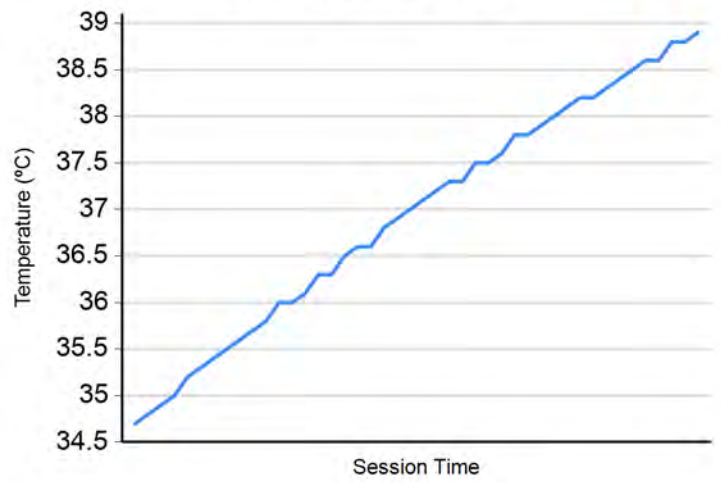




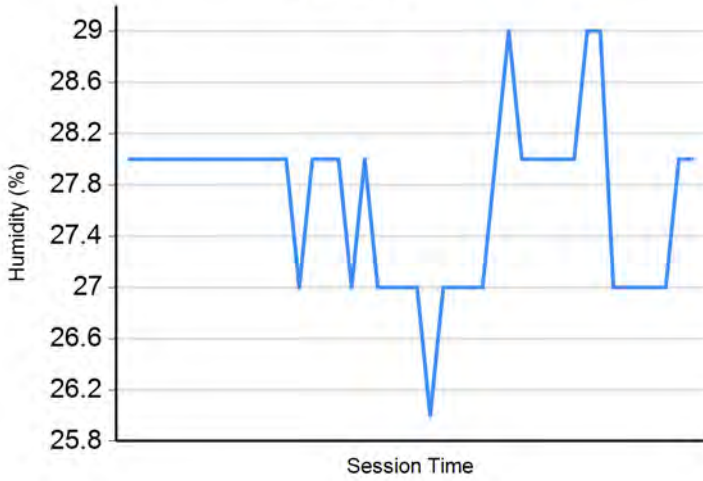
Air Temperature



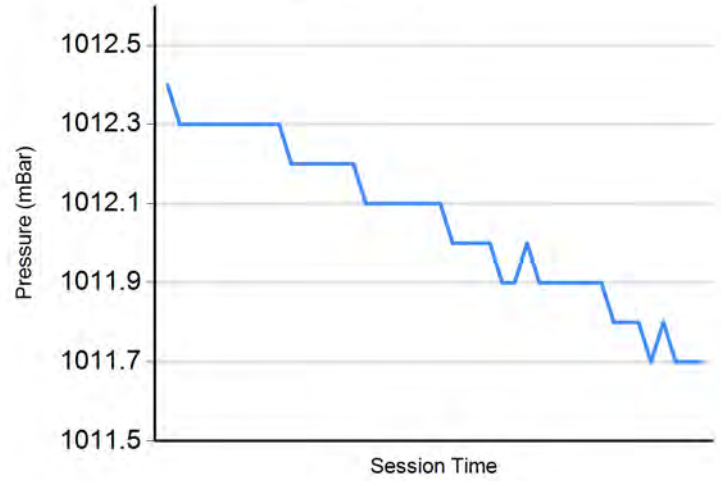
Track Temperature



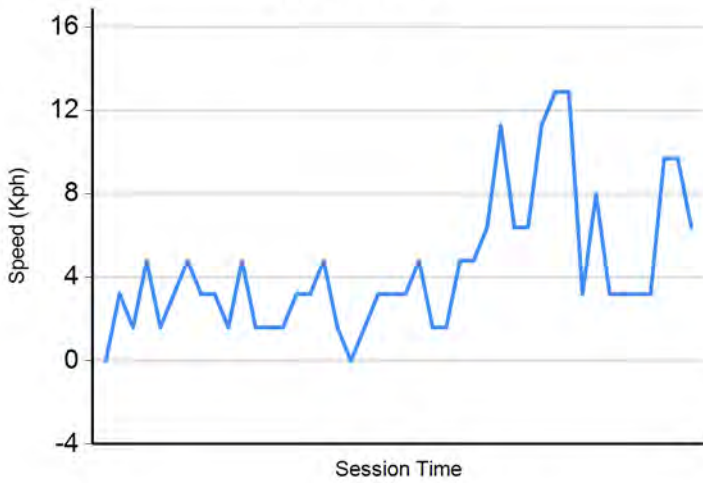
Humidity



Pressure

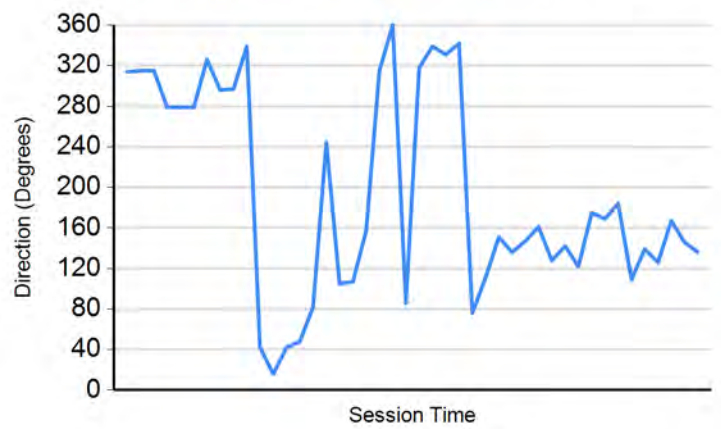


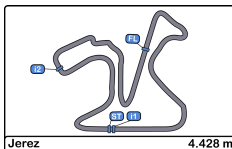
Wind Speed



Wind direction

North = 0°/360° Est = 90° South = 180° West = 270°





Circuito de Jerez
Euroformula Open
Free Practice 1 - 2 - 3
Results

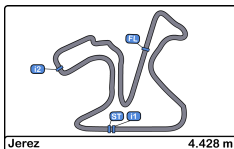


Cls	Nº	Entrant	Nat	Driver	Nat	Cat	Cls	Chassis	Team	Laps	Free Practice - 1	Free Practice - 2	Free Practice - 3	Best	Gap	Interval	Km/h			
1	6			Mercedes				Dallara F312		9	1:36.889	4	1:37.584	4	1:36.889			164.5		
2	58	Drivex School	ESP	Javier Gonzalez	MEX	R	1	Dallara F312	Drivex School	42	1:37.884	6	1:37.188	12	1:39.031	12	1:37.188	0.299	0.299	164.0
3	7			Volkswagen				Dallara F312		5	1:37.218	3	29:41.854	2	1:37.218	0.329	0.030	163.9		
4	28	Carlin Motorsport	GBR	Cameron Das	USA			Dallara F312	Carlin Motorsp	41	1:37.367	12	1:37.335	12	1:38.796	5	1:37.335	0.446	0.117	163.7
5	4	RP Motorsport	ITA	Felipe Drugovich	BRA			Dallara F312	RP Motorsport	36	1:37.829	14	1:37.370	10	1:37.839	10	1:37.370	0.481	0.035	163.7
6	18	Campos Racing	ESP	Marcos Siebert	ARG			Dallara F312	Campos Racin	44	1:38.283	13	1:37.414	12	1:38.795	4	1:37.414	0.525	0.044	163.6
7	34	Carlin Motorsport	GBR	Matheus Iorio	BRA			Dallara F312	Carlin Motorsp	33	1:37.995	12	1:37.431	13	1:39.059	7	1:37.431	0.542	0.017	163.6
8	10	RACE	ESP	Bent Viscaal	NLD	R	2	Dallara F312	Teo Martin Mo	41	1:37.522	13	1:37.476	14	1:38.404	10	1:37.476	0.587	0.045	163.5
9	8	Drivex School	ESP	Lukas Dunner	AUT	R	3	Dallara F312	Drivex School	40	1:38.480	12	1:37.628	12	1:38.705	5	1:37.628	0.739	0.152	163.2
10	1	RP Motorsport	ITA	David Schumacher	DEU	R	4	Dallara F312	RP Motorsport	37	1:39.016	13	1:37.679	14	1:38.635	8	1:37.679	0.790	0.051	163.1
11	77	RP Motorsport	ITA	Guilherme Samaia	BRA			Dallara F312	RP Motorsport	43	1:38.281	14	1:37.723	9	1:38.942	16	1:37.723	0.834	0.044	163.1
12	11	Campos Racing	ESP	Petru Florescu	ROU			Dallara F312	Campos Racin	40	1:38.047	10	1:37.840	11	1:38.910	6	1:37.840	0.951	0.117	162.9
13	3	RP Motorsport	ITA	Christian Hahn	BRA			Dallara F312	RP Motorsport	36	1:38.814	11	1:38.014	10	1:39.485	9	1:38.014	1.125	0.174	162.6
14	51	RACE	ESP	Aldo Festante	ITA	R	5	Dallara F312	Teo Martin Mo	41	1:39.081	13	1:39.147	13	1:39.247	12	1:39.081	2.192	1.067	160.8
15	5	Carlin Motorsport	GBR	Dev Gore	USA	R	6	Dallara F312	Carlin Motorsp	48	1:40.006	16	1:39.390	14	1:39.234	15	1:39.234	2.345	0.153	160.6

Published at:.....

Stewards:	Race Director:	Timekeeper:
------------------	-----------------------	--------------------





Circuito de Jerez
Euroformula Open
Qualifying - 1
Provisional Results



Clas	Nº	Entrant	Nat	Driver	Nat	Cat	Clas	Chassis	Team	Laps	Best	Time	Gap	Interval	Km/h
1	18	Campos Racing	ESP	Marcos Siebert	ARG			Dallara F312	Campos Racing	9	8	1:35.869			166.2
2	4	RP Motorsport	ITA	Felipe Drugovich	BRA			Dallara F312	RP Motorsport	10	4	1:36.104	0.235	0.235	165.8
3	10	RACE	ESP	Bent Viscaal	NLD	R	1	Dallara F312	Teo Martin Motorsport	14	13	1:36.123	0.254	0.019	165.8
4	34	Carlin Motorsport	GBR	Matheus Iorio	BRA			Dallara F312	Carlin Motorsport	11	10	1:36.312	0.443	0.189	165.5
5	8	Drivex School	ESP	Lukas Dunner	AUT	R	2	Dallara F312	Drivex School	12	11	1:36.325	0.456	0.013	165.4
6	28	Carlin Motorsport	GBR	Cameron Das	USA			Dallara F312	Carlin Motorsport	9	8	1:36.454	0.585	0.129	165.2
7	58	Drivex School	ESP	Javier Gonzalez	MEX	R	3	Dallara F312	Drivex School	11	11	1:36.506	0.637	0.052	165.1
8	11	Campos Racing	ESP	Petru Florescu	ROU			Dallara F312	Campos Racing	11	11	1:36.647	0.778	0.141	164.9
9	77	RP Motorsport	ITA	Guilherme Samaia	BRA			Dallara F312	RP Motorsport	11	10	1:36.988	1.119	0.341	164.3
10	3	RP Motorsport	ITA	Christian Hahn	BRA			Dallara F312	RP Motorsport	11	9	1:37.057	1.188	0.069	164.2
11	1	RP Motorsport	ITA	David Schumacher	DEU	R	4	Dallara F312	RP Motorsport	10	10	1:37.069	1.200	0.012	164.2
12	5	Carlin Motorsport	GBR	Dev Gore	USA	R	5	Dallara F312	Carlin Motorsport	15	11	1:37.079	1.210	0.010	164.2
13	51	RACE	ESP	Aldo Festante	ITA	R	6	Dallara F312	Teo Martin Motorsport	13	12	1:37.132	1.263	0.053	164.1

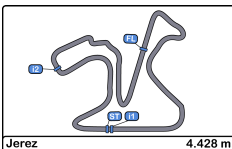
LAP TIME CAR #51 - 1:37.824 DELETED TRACK LIMITS T1
 LAP TIME CAR #28 - 1:36.796 DELETED
 LAP TIME CAR #77 - 1:37.549 DELETED TRACK LIMITS T1
 LAP TIME CAR #58 - 1:36.383 DELETED
 LAP TIME CAR #1 - 1:36.834 DELETED
 LAPS TIMES CAR #4 - 1:35.781 AND 1:35.878 DELETED
 LAP TIME CAR #10 - 1:35.685 LAP DELETED

Published at:.....

Track Temp: 24.5 °C Air Temp: 24.7 °C Humidity: 44 % Track Status: DRY

Stewards:	Race Director:	Timekeeper:





Circuito de Jerez
Euroformula Open
Qualifying - 1
Provisional Results by Class



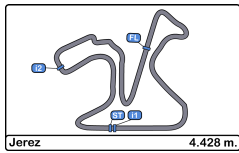
Clas	Nº	Entrant	Nat	Driver	Nat	Cat	Clas	Chassis	Team	Laps	Best	Time	Gap	Interval	Km/h
1	18	Campos Racing	ESP	Marcos Siebert	ARG			Dallara F312	Campos Racing	9	8	1:35.869			166.2
2	4	RP Motorsport	ITA	Felipe Drugovich	BRA			Dallara F312	RP Motorsport	10	4	1:36.104	0.235	0.235	165.8
3	34	Carlin Motorsport	GBR	Matheus Iorio	BRA			Dallara F312	Carlin Motorsport	11	10	1:36.312	0.443	0.208	165.5
4	28	Carlin Motorsport	GBR	Cameron Das	USA			Dallara F312	Carlin Motorsport	9	8	1:36.454	0.585	0.142	165.2
5	11	Campos Racing	ESP	Petru Florescu	ROU			Dallara F312	Campos Racing	11	11	1:36.647	0.778	0.193	164.9
6	77	RP Motorsport	ITA	Guilherme Samaia	BRA			Dallara F312	RP Motorsport	11	10	1:36.988	1.119	0.341	164.3
7	3	RP Motorsport	ITA	Christian Hahn	BRA			Dallara F312	RP Motorsport	11	9	1:37.057	1.188	0.069	164.2
Rookie															
1	10	RACE	ESP	Bent Viscaal	NLD	R	1	Dallara F312	Teo Martin Motorsport	14	13	1:36.123			165.8
2	8	Drivex School	ESP	Lukas Dunner	AUT	R	2	Dallara F312	Drivex School	12	11	1:36.325	0.202	0.202	165.4
3	58	Drivex School	ESP	Javier Gonzalez	MEX	R	3	Dallara F312	Drivex School	11	11	1:36.506	0.383	0.181	165.1
4	1	RP Motorsport	ITA	David Schumacher	DEU	R	4	Dallara F312	RP Motorsport	10	10	1:37.069	0.946	0.563	164.2
5	5	Carlin Motorsport	GBR	Dev Gore	USA	R	5	Dallara F312	Carlin Motorsport	15	11	1:37.079	0.956	0.010	164.2
6	51	RACE	ESP	Aldo Festante	ITA	R	6	Dallara F312	Teo Martin Motorsport	13	12	1:37.132	1.009	0.053	164.1

Published at:.....

Track Temp: 24.5 °C Air Temp: 24.7 °C Humidity: 44 % Track Status: DRY

Stewards:	Race Director:	Timekeeper: 
-----------	----------------	---------------------------------------------------------------------------------------------------





Circuito de Jerez
Euroformula Open
Qualifying - 1
Lap Analysis



1 David Schumacher R Dallara F312 **5** Dev Gore R Dallara F312
 RP Motorsport Carlin Motorsport

Lap	D	Time	Sector 1	Sector 2	Sector 3	T. Spd	Elapsed
1		10:43:03.022 P			10:43:03.022		10:43:03.022
2		1:57.306	50.020	30.629	36.657	181.5	10:45:00.328
3		1:49.102	39.930	28.781	40.391	172.5	10:46:49.430
4		1:38.021	37.377	26.698	33.946	209.3	10:48:27.451
5		1:37.625	37.048	26.431	34.146	209.7	10:50:05.076
6		12:20.211 P	37.761	27.384	11:15.066	203.3	11:02:25.287
7		1:51.039	48.514	27.987	34.538	200.0	11:04:16.326
8		1:42.379	37.852	27.286	37.241	209.7	11:05:58.705
9		1:36.834	36.795	26.331	33.708	212.5	11:07:35.539
10		1:37.069	36.949	26.283	33.837	211.7	11:09:12.608
11			37.263	29.749		203.7	

Lap	D	Time	Sector 1	Sector 2	Sector 3	T. Spd	Elapsed
1		10:40:10.577 P			10:40:10.577		10:40:10.577
2		1:51.315	47.270	28.593	35.452	199.2	10:42:01.892
3		1:39.852	37.888	27.570	34.394	210.9	10:43:41.744
4		1:38.469	37.236	26.895	34.338	213.0	10:45:20.213
5		1:44.521	37.422	30.833	36.266	211.3	10:47:04.734
6		1:39.452	37.253	27.629	34.570	209.3	10:48:44.186
7		1:38.468	37.153	26.839	34.476	213.4	10:50:22.654
8		1:38.386	37.148	26.820	34.418	211.3	10:52:01.040
9		4:23.162 P	37.128	26.922	3:19.112	211.7	10:56:24.202
10		1:48.198	44.167	28.377	35.654	205.3	10:58:12.400
11		1:37.079	36.765	26.526	33.788	217.3	10:59:49.479
12		1:38.176	36.728	26.476	34.972	214.7	11:01:27.655
13		2:10.009	49.271	40.081	40.657	134.4	11:03:37.664
14		1:39.114	37.434	27.183	34.497	216.4	11:05:16.778
15		1:45.889	37.070	31.209	37.610	214.2	11:07:02.667
16			37.193	27.666		213.0	

3 Christian Hahn Dallara F312
 RP Motorsport

Lap	D	Time	Sector 1	Sector 2	Sector 3	T. Spd	Elapsed
1		10:43:05.449 P			10:43:05.449		10:43:05.449
2		1:55.787	49.219	30.174	36.394	180.6	10:45:01.236
3		1:41.834	38.875	27.235	35.724	211.3	10:46:43.070
4		1:39.429	37.561	27.007	34.861	203.7	10:48:22.499
5		1:37.444	36.817	26.387	34.240	211.7	10:49:59.943
6		12:34.439 P	37.091	26.548	11:30.800	210.5	11:02:34.382
7		1:55.837	48.609	29.506	37.722	206.1	11:04:30.219
8		1:47.733	40.080	30.022	37.631	187.1	11:06:17.952
9		1:37.057	36.781	26.296	33.980	215.5	11:07:55.009
10		1:39.977	36.836	26.443	36.698	214.7	11:09:34.986
11		1:37.792	36.982	26.588	34.222	214.2	11:11:12.778
12			38.824	27.416		211.3	

8 Lukas Dunner R Dallara F312
 Drivex School

Lap	D	Time	Sector 1	Sector 2	Sector 3	T. Spd	Elapsed
1		10:40:14.438 P			10:40:14.438		10:40:14.438
2		2:00.975	50.615	32.577	37.783	170.8	10:42:15.413
3		1:43.806	40.508	29.084	34.214	192.8	10:43:59.219
4		1:36.809	36.717	26.298	33.794	214.7	10:45:36.028
5		1:36.805	36.634	26.265	33.906	215.1	10:47:12.833
6		1:52.725	43.733	35.258	33.734	159.0	10:49:05.558
7		1:36.880	36.729	26.315	33.836	215.1	10:50:42.438
8		11:41.097 P	37.003	26.789	10:37.305	216.8	11:02:23.535
9		1:59.340	50.889	31.392	37.059	158.3	11:04:22.875
10		1:41.678	40.512	27.528	33.638	195.6	11:06:04.553
11		1:36.325	36.604	26.146	33.575	213.8	11:07:40.878
12		1:36.477	36.605	26.193	33.679	216.4	11:09:17.355
13			36.626	26.288		217.7	

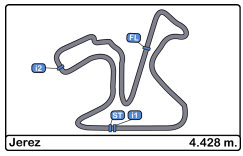
4 Felipe Drugovich Dallara F312
 RP Motorsport

Lap	D	Time	Sector 1	Sector 2	Sector 3	T. Spd	Elapsed
1		10:42:52.631 P			10:42:52.631		10:42:52.631
2		1:57.039	49.375	30.527	37.137	184.3	10:44:49.670
3		1:43.527	39.570	27.908	36.049	209.7	10:46:33.197
4		1:36.104	36.559	26.022	33.523	212.5	10:48:09.301
5		1:36.338	36.519	26.174	33.645	213.0	10:49:45.639
6		12:43.209 P	37.903	27.024	11:38.282	209.7	11:02:28.848
7		2:00.283	51.085	31.520	37.678	178.8	11:04:29.131
8		1:45.190	39.843	29.104	36.243	200.3	11:06:14.321
9		1:35.878	36.294	26.240	33.344	216.0	11:07:50.199
10		1:35.781	36.375	26.090	33.316	214.7	11:09:25.980
11			38.804	30.922		209.7	

10 Bent Viscaal R Dallara F312
 Teo Martin Motorsport

Lap	D	Time	Sector 1	Sector 2	Sector 3	T. Spd	Elapsed
1		10:40:26.463 P			10:40:26.463		10:40:26.463
2		2:05.405	57.796	29.873	37.736	197.4	10:42:31.868
3		1:47.943	42.304	29.914	35.725	156.2	10:44:19.811
4		1:36.410	36.712	26.181	33.517	213.4	10:45:56.221
5		1:53.743	45.190	33.153	35.400	141.3	10:47:49.964
6		1:36.576	36.761	26.328	33.487	213.8	10:49:26.540
7		1:36.500	36.613	26.230	33.657	210.9	10:51:03.040
8		1:36.775	36.704	26.302	33.769	213.8	10:52:39.815
9		10:31.323 P	39.476	28.814	9:23.033	182.4	11:03:11.138
10		1:47.186	43.632	28.125	35.429	204.5	11:04:58.324
11		1:42.088	38.463	26.488	37.137	213.4	11:06:40.412
12		1:35.685	36.270	25.990	33.425	219.0	11:08:16.097
13		1:36.123	36.470	26.142	33.511	217.3	11:09:52.220
14		1:36.460	36.476	26.272	33.712	219.5	11:11:28.680
15			1:00.216	49.770		101.9	





Circuito de Jerez
Euroformula Open
Qualifying - 1
Lap Analysis



11 Petru Florescu Dallara F312 **51** Aldo Festante R Dallara F312
Campos Racing Teo Martin Motorsport

Lap	D	Time	Sector 1	Sector 2	Sector 3	T. Spd	Elapsed	Lap	D	Time	Sector 1	Sector 2	Sector 3	T. Spd	Elapsed	
1		10:43:57.400	P		10:43:57.400		10:43:57.400	1		10:40:08.737	P		10:40:08.737		10:40:08.737	
2		1:56.790	46.643	31.808	38.339	187.5	10:45:54.190	2		1:57.834	49.868	30.853	37.113	201.8	10:42:06.571	
3		1:49.658	39.890	29.281	40.487	207.2	10:47:43.848	3		1:43.571	39.538	28.181	35.852	210.1	10:43:50.142	
4		1:36.942	36.875	26.264	33.803	213.8	10:49:20.790	4		1:37.824	37.135	26.663	34.026	209.3	10:45:27.966	
5		1:36.718	36.537	26.368	33.813	214.7	10:50:57.508	5		1:38.313	37.083	27.132	34.098	211.3	10:47:06.279	
6		1:36.787	36.729	26.350	33.708	213.8	10:52:34.295	6		1:52.030	42.492	32.135	37.403	196.7	10:48:58.309	
7		10:58.336	P	37.329	26.786	9:54.221	212.1	11:03:32.631	7		1:38.074	37.116	26.710	34.248	213.4	10:50:36.383
8		1:55.423	46.923	30.954	37.546	204.1	11:05:28.054	8		12:10.728	P	37.989	27.170	11:05.569	204.5	11:02:47.111
9		1:47.765	39.917	32.281	35.567	208.4	11:07:15.819	9		1:57.286	48.287	30.551	38.448	198.1	11:04:44.397	
10		1:38.875	36.867	27.079	34.929	214.2	11:08:54.694	10		1:48.714	40.012	28.784	39.918	206.8	11:06:33.111	
11		1:36.647	36.626	26.293	33.728	215.1	11:10:31.341	11		1:37.306	36.803	26.763	33.740	214.2	11:08:10.417	
12			38.820	27.192		210.9		12		1:37.132	36.839	26.506	33.787	214.2	11:09:47.549	

18 Marcos Siebert Dallara F312 **58** Javier Gonzalez R Dallara F312
Campos Racing Drivex School

Lap	D	Time	Sector 1	Sector 2	Sector 3	T. Spd	Elapsed	Lap	D	Time	Sector 1	Sector 2	Sector 3	T. Spd	Elapsed	
1		10:43:59.575	P		10:43:59.575		10:43:59.575	1		10:40:23.165	P		10:40:23.165		10:40:23.165	
2		1:46.968	44.235	28.056	34.677	206.5	10:45:46.543	2		2:01.763	49.852	33.552	38.359	157.8	10:42:24.928	
3		1:36.297	36.725	26.130	33.442	213.0	10:47:22.840	3		1:44.522			2:22.881		10:44:09.450	
4		1:36.330	36.603	26.200	33.527	213.4	10:48:59.170	4		1:37.712			4:00.593		10:45:47.162	
5		1:39.613	38.273	26.708	34.632	213.8	10:50:38.783	5		1:48.015			5:48.608		10:47:35.177	
6		12:52.713	P	36.688	26.504	11:49.521	213.8	11:03:31.496	6		1:37.373			7:25.981		10:49:12.550
7		1:43.170	41.416	26.859	34.895	210.1	11:05:14.666	7		12:56.638	P		20:22.619		11:02:09.188	
8		1:35.869	36.528	26.046	33.295	215.5	11:06:50.535	8		2:01.426	50.525	32.603	38.298	177.3	11:04:10.614	
9		1:36.272	36.547	26.293	33.432	212.5	11:08:26.807	9		1:43.353	40.519	28.475	34.359	199.6	11:05:53.967	
10			36.632	26.275		214.2		10		1:36.383	36.716	26.082	33.585	213.0	11:07:30.350	

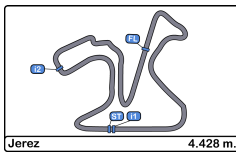
28 Cameron Das Dallara F312 **77** Guilherme Samaia R Dallara F312
Carlin Motorsport RP Motorsport

Lap	D	Time	Sector 1	Sector 2	Sector 3	T. Spd	Elapsed	Lap	D	Time	Sector 1	Sector 2	Sector 3	T. Spd	Elapsed	
1		10:42:28.355	P		10:42:28.355		10:42:28.355	1		10:42:56.480	P		10:42:56.480		10:42:56.480	
2		1:55.263	47.732	29.851	37.680	161.1	10:44:23.618	2		1:56.210	47.531	30.174	38.505	203.7	10:44:52.690	
3		1:39.565	37.808	27.054	34.703	209.7	10:46:03.183	3		1:46.043	41.199	29.050	35.794	176.7	10:46:38.733	
4		1:36.796	36.770	26.291	33.735	216.0	10:47:39.979	4		1:37.549	37.051	26.686	33.812	209.7	10:48:16.282	
5		14:24.624	P	37.031	26.729	13:20.864	206.1	11:02:04.603	5		1:37.649	37.119	26.607	33.923	207.2	10:49:53.931
6		1:50.080	45.112	28.904	36.064	177.0	11:03:54.683	6		1:37.500	37.015	26.655	33.830	210.9	10:51:31.431	
7		1:40.776	38.097	27.594	35.085	183.6	11:05:35.459	7		10:59.667	P	37.759	27.747	9:54.161	210.1	11:02:31.098
8		1:36.454	36.785	26.142	33.527	215.1	11:07:11.913	8		2:04.820	51.409	32.869	40.542	163.6	11:04:35.918	
9		1:36.720	36.796	26.326	33.598	212.1	11:08:48.633	9		1:48.307	41.018	28.489	38.800	166.9	11:06:24.225	
10			36.832	26.300		211.3		10		1:36.988	36.858	26.335	33.795	212.5	11:08:01.213	

34 Matheus Iorio Dallara F312 **11** **12**
Carlin Motorsport

Lap	D	Time	Sector 1	Sector 2	Sector 3	T. Spd	Elapsed	Lap	D	Time	Sector 1	Sector 2	Sector 3	T. Spd	Elapsed
1		10:40:58.266	P		10:40:58.266		10:40:58.266	11		1:37.947	36.947	26.660	34.340	212.1	11:09:39.160
2		1:56.205	49.221	30.599	36.385	169.8	10:42:54.471	12			38.365	28.306		211.3	
3		1:42.967	39.491	28.258	35.218	197.4	10:44:37.438								
4		1:36.960	36.666	26.491	33.803	215.1	10:46:14.398								
5		1:36.826	36.695	26.452	33.679	211.3	10:47:51.224								
6		1:37.207	36.803	26.553	33.851	216.8	10:49:28.431								
7		12:31.604	P	37.514	29.693	11:24.397	206.1	11:02:00.035							
8		1:45.314	42.928	27.702	34.684	211.7	11:03:45.349								
9		1:39.894	37.531	27.173	35.190	210.5	11:05:25.243								
10		1:36.312	36.493	26.164	33.655	213.8	11:07:01.555								
11		1:36.356	36.595	26.205	33.556	213.4	11:08:37.911								
12			38.989	27.402		212.1									



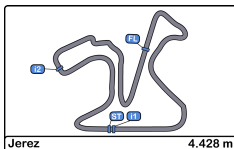


Circuito de Jerez
Euroformula Open
Qualifying - 1
Best Sectors Results



Sector - 1				Sector - 2				Sector - 3				Ideal Lap vs Best Lap				
Clas	Nº	Driver	Time	Nº	Driver	Time	Nº	Driver	Time	Clas	Nº	Driver	Ideal Lap	Best Lap	Clas	
1	10	Bent Viscaal	36.270	10	Bent Viscaal	25.990	18	Marcos Siebert	33.295	1	4	Felipe Drugovich	1:35.632	1:36.104	2	
2	4	Felipe Drugovich	36.294	4	Felipe Drugovich	26.022	4	Felipe Drugovich	33.316	2	10	Bent Viscaal	1:35.685	1:36.123	3	
3	34	Matheus Iorio	36.493	18	Marcos Siebert	26.046	10	Bent Viscaal	33.425	3	18	Marcos Siebert	1:35.869	1:35.869	1	
4	18	Marcos Siebert	36.528	58	Javier Gonzalez	26.082	28	Cameron Das	33.527	4	34	Matheus Iorio	1:36.213	1:36.312	4	
5	11	Petru Florescu	36.537	28	Cameron Das	26.142	34	Matheus Iorio	33.556	5	8	Lukas Dunner	1:36.325	1:36.325	5	
6	8	Lukas Dunner	36.604	8	Lukas Dunner	26.146	8	Lukas Dunner	33.575	6	58	Javier Gonzalez	1:36.362	1:36.506	7	
7	58	Javier Gonzalez	36.695	34	Matheus Iorio	26.164	58	Javier Gonzalez	33.585	7	28	Cameron Das	1:36.439	1:36.454	6	
8	5	Dev Gore	36.728	11	Petru Florescu	26.264	11	Petru Florescu	33.708	8	11	Petru Florescu	1:36.509	1:36.647	8	
9	28	Cameron Das	36.770	1	David Schumacher	26.283	1	David Schumacher	33.708	9	1	David Schumacher	1:36.786	1:37.069	11	
10	3	Christian Hahn	36.781	3	Christian Hahn	26.296	51	Aldo Festante	33.740	10	77	Guilherme Samaia	1:36.988	1:36.988	9	
11	1	David Schumacher	36.795	77	Guilherme Samaia	26.335	5	Dev Gore	33.788	11	5	Dev Gore	1:36.992	1:37.079	12	
12	51	Aldo Festante	36.803	5	Dev Gore	26.476	77	Guilherme Samaia	33.795	12	51	Aldo Festante	1:37.040	1:37.132	13	
13	77	Guilherme Samaia	36.858	51	Aldo Festante	26.497	3	Christian Hahn	33.980	13	3	Christian Hahn	1:37.057	1:37.057	10	



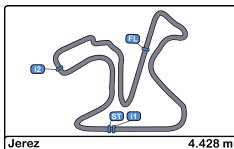


Circuito de Jerez
Euroformula Open
Qualifying - 1
Best 5 Lap Times



Cls	Nº	Entrant	Nat	Driver	Nat	Cat	Cls	Chassis	Team	Best 1		Best 2		Best 3		Best 4		Best 5	
										Time	Lap	Time	Lap	Time	Lap	Time	Lap	Time	Lap
1	18	Campos Racing	ESP	Marcos Siebert	ARG			Dallara F312	Campos Racing	1:35.869	8	1:36.272	9	1:36.297	3	1:36.330	4	1:39.613	5
2	4	RP Motorsport	ITA	Felipe Drugovich	BRA			Dallara F312	RP Motorsport	1:36.104	4	1:36.338	5	1:43.527	3	1:45.190	8	1:57.039	2
3	10	RACE	ESP	Bent Viscaal	NLD	R	1	Dallara F312	Teo Martin Motorsport	1:36.123	13	1:36.410	4	1:36.460	14	1:36.500	7	1:36.576	6
4	34	Carlin Motorsport	GBR	Matheus Iorio	BRA			Dallara F312	Carlin Motorsport	1:36.312	10	1:36.356	11	1:36.826	5	1:36.960	4	1:37.207	6
5	8	Drivex School	ESP	Lukas Dunner	AUT	R	2	Dallara F312	Drivex School	1:36.325	11	1:36.477	12	1:36.805	5	1:36.809	4	1:36.880	7
6	28	Carlin Motorsport	GBR	Cameron Das	USA			Dallara F312	Carlin Motorsport	1:36.454	8	1:36.720	9	1:39.565	3	1:40.776	7	1:50.080	6
7	58	Drivex School	ESP	Javier Gonzalez	MEX	R	3	Dallara F312	Drivex School	1:36.506	11	1:37.373	6	1:37.712	4	1:43.353	9	1:44.522	3
8	11	Campos Racing	ESP	Petru Florescu	ROU			Dallara F312	Campos Racing	1:36.647	11	1:36.718	5	1:36.787	6	1:36.942	4	1:38.875	10
9	77	RP Motorsport	ITA	Guilherme Samaia	BRA			Dallara F312	RP Motorsport	1:36.988	10	1:37.500	6	1:37.649	5	1:37.947	11	1:46.043	3
10	3	RP Motorsport	ITA	Christian Hahn	BRA			Dallara F312	RP Motorsport	1:37.057	9	1:37.444	5	1:37.792	11	1:39.429	4	1:39.977	10
11	1	RP Motorsport	ITA	David Schumacher	DEU	R	4	Dallara F312	RP Motorsport	1:37.069	10	1:37.625	5	1:38.021	4	1:42.379	8	1:49.102	3
12	5	Carlin Motorsport	GBR	Dev Gore	USA	R	5	Dallara F312	Carlin Motorsport	1:37.079	11	1:38.176	12	1:38.386	8	1:38.468	7	1:38.469	4
13	51	RACE	ESP	Aldo Festante	ITA	R	6	Dallara F312	Teo Martin Motorsport	1:37.132	12	1:37.306	11	1:37.378	13	1:38.074	7	1:38.313	5



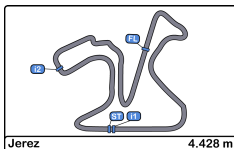


Circuito de Jerez
Euroformula Open
Qualifying - 1
Best 5 Top Speeds



Cls	Nº	Entrant	Nat	Driver	Nat	Cat	Cls	Chassis	Team	Top 1		Top 2		Top 3		Top 4		Top 5		Avg
										Km/h	Lap	Km/h	Lap	Km/h	Lap	Km/h	Lap	Km/h	Lap	
1	10	RACE	ESP	Bent Viscaal	NLD	R	1	Dallara F312	Teo Martin Motorsport	219.5	14	219.0	12	217.3	13	213.8	6	213.8	8	216.7
2	8	Drivex School	ESP	Lukas Dunner	AUT	R	2	Dallara F312	Drivex School	217.7	13	216.8	8	216.4	12	215.1	5	215.1	7	216.2
3	5	Carlin Motorsport	GBR	Dev Gore	USA	R	3	Dallara F312	Carlin Motorsport	217.3	11	216.4	14	214.7	12	214.2	15	213.4	7	215.2
4	34	Carlin Motorsport	GBR	Matheus Iorio	BRA			Dallara F312	Carlin Motorsport	216.8	6	215.1	4	213.8	10	213.4	11	212.1	12	214.2
5	4	RP Motorsport	ITA	Felipe Drugovich	BRA			Dallara F312	RP Motorsport	216.0	9	214.7	10	213.0	5	212.5	4	209.7	3	213.2
6	28	Carlin Motorsport	GBR	Cameron Das	USA			Dallara F312	Carlin Motorsport	216.0	4	215.1	8	212.1	9	211.3	10	209.7	3	212.8
7	58	Drivex School	ESP	Javier Gonzalez	MEX	R	4	Dallara F312	Drivex School	216.0	11	213.0	10	204.5	12	199.6	9	177.3	8	202.1
8	3	RP Motorsport	ITA	Christian Hahn	BRA			Dallara F312	RP Motorsport	215.5	9	214.7	10	214.2	11	211.7	5	211.3	3	213.5
9	18	Campos Racing	ESP	Marcos Siebert	ARG			Dallara F312	Campos Racing	215.5	8	214.2	10	213.8	5	213.8	6	213.4	4	214.2
10	11	Campos Racing	ESP	Petru Florescu	ROU			Dallara F312	Campos Racing	215.1	11	214.7	5	214.2	10	213.8	4	213.8	6	214.3
11	51	RACE	ESP	Aldo Festante	ITA	R	5	Dallara F312	Teo Martin Motorsport	214.2	11	214.2	12	214.2	13	213.4	7	211.3	5	213.5
12	1	RP Motorsport	ITA	David Schumacher	DEU	R	6	Dallara F312	RP Motorsport	212.5	9	211.7	10	209.7	5	209.7	8	209.3	4	210.6
13	77	RP Motorsport	ITA	Guilherme Samaia	BRA			Dallara F312	RP Motorsport	212.5	10	212.1	11	211.3	12	210.9	6	210.1	7	211.4



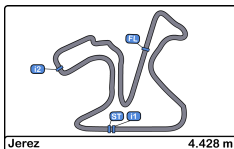


Circuito de Jerez
Euroformula Open
Qualifying - 1
Fastest Laps Sequence



Lap	Time of Day	Session Time	Nº	Entrant	Nat	Driver	Nat	Cat	Chassis	Team	Time	Km/h
2	10:42:01.892	2:01.892	5	Carlin Motorsport	GBR	Dev Gore	USA	R	Dallara F312	Carlin Motorsport	1:51.315	143.2
3	10:43:41.744	3:41.744	5	Carlin Motorsport	GBR	Dev Gore	USA	R	Dallara F312	Carlin Motorsport	1:39.852	159.6
4	10:45:20.213	5:20.213	5	Carlin Motorsport	GBR	Dev Gore	USA	R	Dallara F312	Carlin Motorsport	1:38.469	161.8
4	10:45:36.028	5:36.028	8	Drivex School	ESP	Lukas Dunner	AUT	R	Dallara F312	Drivex School	1:36.809	164.6
4	10:45:56.221	5:56.221	10	RACE	ESP	Bent Viscaal	NLD	R	Dallara F312	Teo Martin Motorsport	1:36.410	165.3
3	10:47:22.840	7:22.840	18	Campos Racing	ESP	Marcos Siebert	ARG		Dallara F312	Campos Racing	1:36.297	165.5
4	10:48:09.301	8:09.301	4	RP Motorsport	ITA	Felipe Drugovich	BRA		Dallara F312	RP Motorsport	1:36.104	165.8
8	11:06:50.535	26:50.535	18	Campos Racing	ESP	Marcos Siebert	ARG		Dallara F312	Campos Racing	1:35.869	166.2



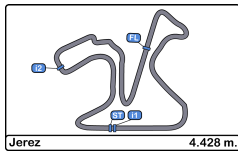


Circuito de Jerez
Euroformula Open
Qualifying - 1
Event Best Maximum Speed



Nº	Entrant	Nat	Driver	Nat	Cat	Clas	Chassis	Team	Km/h	Session
10	RACE	ESP	Bent Viscaal	NLD	R	1	Dallara F312	Teo Martin Motorsport	219.5	Qualifying - 1
8	Drivex School	ESP	Lukas Dunner	AUT	R	2	Dallara F312	Drivex School	217.7	Qualifying - 1
5	Carlin Motorsport	GBR	Dev Gore	USA	R	3	Dallara F312	Carlin Motorsport	217.3	Qualifying - 1
34	Carlin Motorsport	GBR	Matheus Iorio	BRA			Dallara F312	Carlin Motorsport	216.8	Qualifying - 1
7			Volkswagen				Dallara F312		216.4	Free Practice - 1
28	Carlin Motorsport	GBR	Cameron Das	USA			Dallara F312	Carlin Motorsport	216.0	Qualifying - 1
4	RP Motorsport	ITA	Felipe Drugovich	BRA			Dallara F312	RP Motorsport	216.0	Qualifying - 1
58	Drivex School	ESP	Javier Gonzalez	MEX	R	4	Dallara F312	Drivex School	216.0	Qualifying - 1
18	Campos Racing	ESP	Marcos Siebert	ARG			Dallara F312	Campos Racing	215.5	Qualifying - 1
3	RP Motorsport	ITA	Christian Hahn	BRA			Dallara F312	RP Motorsport	215.5	Qualifying - 1
11	Campos Racing	ESP	Petru Florescu	ROU			Dallara F312	Campos Racing	215.1	Qualifying - 1
51	RACE	ESP	Aldo Festante	ITA	R	5	Dallara F312	Teo Martin Motorsport	214.2	Qualifying - 1
1	RP Motorsport	ITA	David Schumacher	DEU	R	6	Dallara F312	RP Motorsport	212.5	Qualifying - 1
77	RP Motorsport	ITA	Guilherme Samaia	BRA			Dallara F312	RP Motorsport	212.5	Qualifying - 1
6			Mercedes				Dallara F312		210.5	Free Practice - 1





Circuito de Jerez
Euroformula Open
Qualifying - 1
Pit Stop Analysis



1 David Schumacher R RP Motorsport
 Dallara F312

Nr.	In Day Time	In Time	Out Time	Pit Time	T. Pit Time	Handicap	Penalty
1	10:51:39.022	10:51:39.022	11:02:25.287	10:46.26	10:46.265		
				5			

3 Christian Hahn RP Motorsport
 Dallara F312

Nr.	In Day Time	In Time	Out Time	Pit Time	T. Pit Time	Handicap	Penalty
1	10:51:33.587	10:51:33.587	11:02:34.382	11:00.79	11:00.795		
				5			

4 Felipe Drugovich RP Motorsport
 Dallara F312

Nr.	In Day Time	In Time	Out Time	Pit Time	T. Pit Time	Handicap	Penalty
1	10:51:17.881	10:51:17.881	11:02:28.848	11:10.96	11:10.967		
				7			

5 Dev Gore R Carlin Motorsport
 Dallara F312

Nr.	In Day Time	In Time	Out Time	Pit Time	T. Pit Time	Handicap	Penalty
1	10:53:32.421	10:53:32.421	10:56:24.202	2:51.781	2:51.781		

8 Lukas Dunner R Drivex School
 Dallara F312

Nr.	In Day Time	In Time	Out Time	Pit Time	T. Pit Time	Handicap	Penalty
1	10:52:15.625	10:52:15.625	11:02:23.535	10:07.91	10:07.910		
				0			

10 Bent Viscaal R Teo Martin Motorsport
 Dallara F312

Nr.	In Day Time	In Time	Out Time	Pit Time	T. Pit Time	Handicap	Penalty
1	10:54:18.414	10:54:18.414	11:03:11.138	8:52.724	8:52.724		

11 Petru Florescu Campos Racing
 Dallara F312

Nr.	In Day Time	In Time	Out Time	Pit Time	T. Pit Time	Handicap	Penalty
1	10:54:09.650	10:54:09.650	11:03:32.631	9:22.981	9:22.981		

18 Marcos Siebert Campos Racing
 Dallara F312

Nr.	In Day Time	In Time	Out Time	Pit Time	T. Pit Time	Handicap	Penalty
1	10:52:11.120	10:52:11.120	11:03:31.496	11:20.37	11:20.376		
				6			

28 Cameron Das Carlin Motorsport
 Dallara F312

Nr.	In Day Time	In Time	Out Time	Pit Time	T. Pit Time	Handicap	Penalty
1	10:49:14.506	10:49:14.506	11:02:04.603	12:50.09	12:50.097		
				7			

34 Matheus Iorio Carlin Motorsport
 Dallara F312

Nr.	In Day Time	In Time	Out Time	Pit Time	T. Pit Time	Handicap	Penalty
1	10:51:06.114	10:51:06.114	11:02:00.035	10:53.92	10:53.921		
				1			

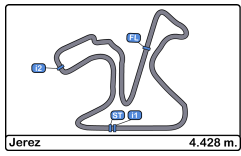
51 Aldo Festante R Teo Martin Motorsport
 Dallara F312

Nr.	In Day Time	In Time	Out Time	Pit Time	T. Pit Time	Handicap	Penalty
1	10:41:59.751	10:41:59.751	11:02:47.111	20:47.36	20:47.360		
				0			

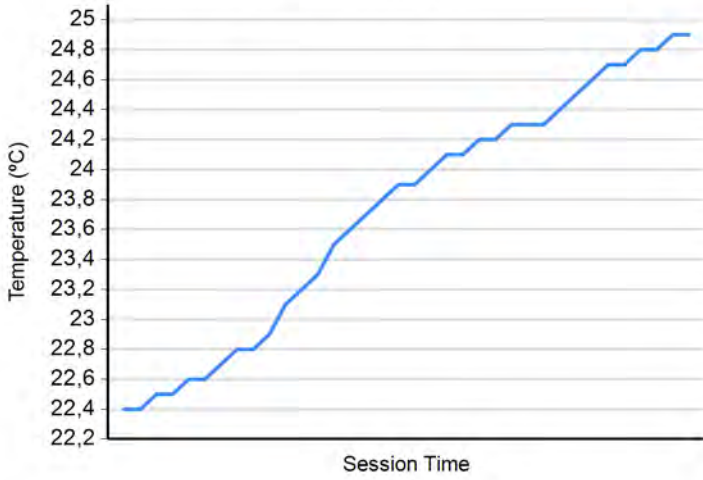
77 Guilherme Samaia RP Motorsport
 Dallara F312

Nr.	In Day Time	In Time	Out Time	Pit Time	T. Pit Time	Handicap	Penalty
1	10:53:05.908	10:53:05.908	11:02:31.098	9:25.190	9:25.190		

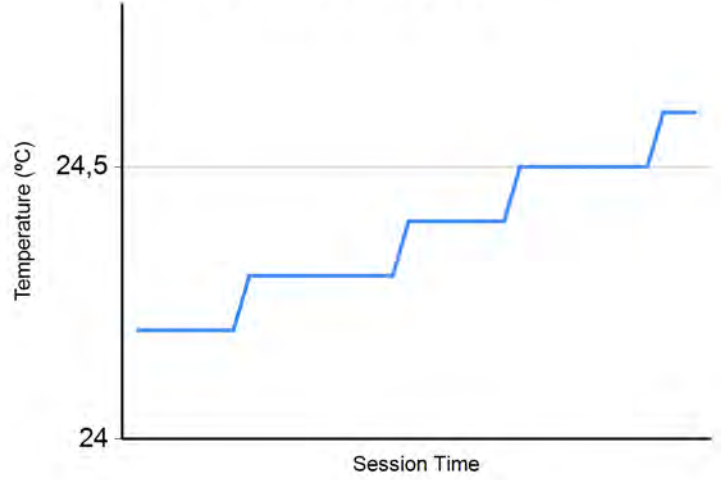




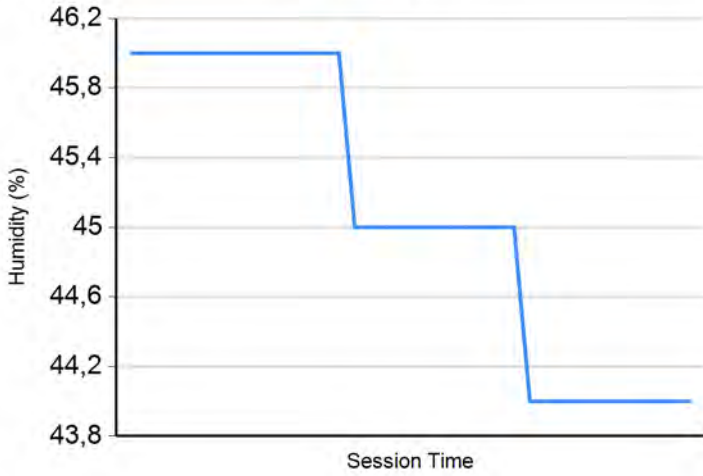
Air Temperature



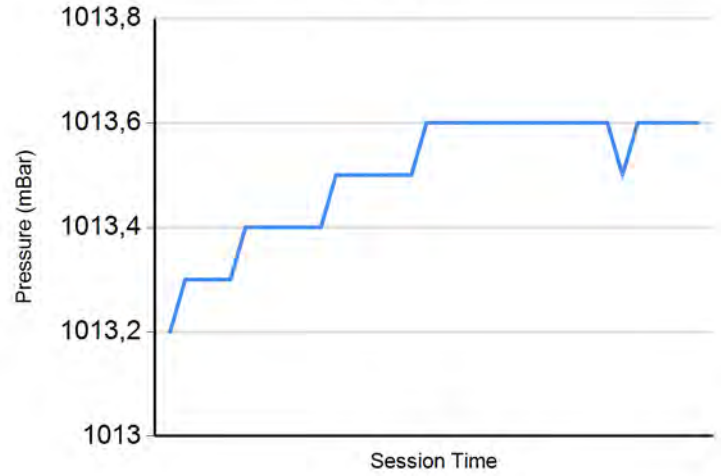
Track Temperature



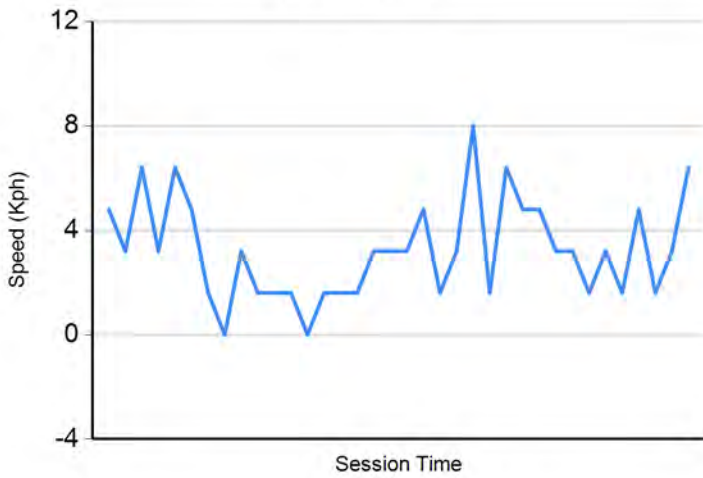
Humidity



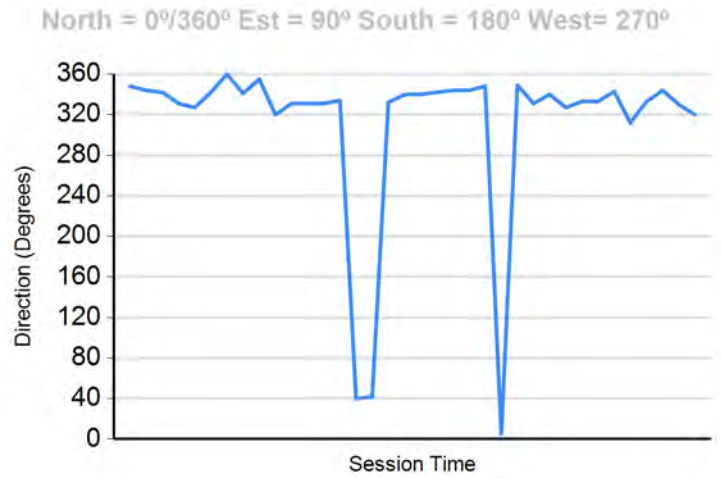
Pressure

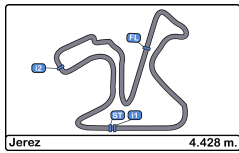


Wind Speed



Wind direction

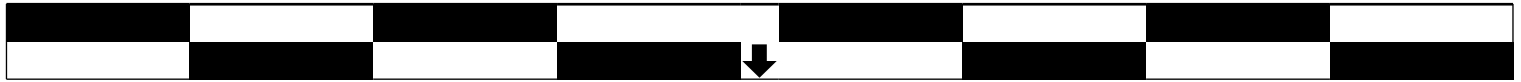




Circuito de Jerez
Euroformula Open
Race - 1
Starting Grid



13	51	Aldo Festante	1:37.132	.7.	1:37.079	Dev Gore	5	12
11	1	David Schumacher	1:37.069	.6.	1:37.057	Christian Hahn	3	10
9	77	Guilherme Samaia	1:36.988	.5.	1:36.647	Petru Florescu	11	8
7	58	Javier Gonzalez	1:36.506	.4.	1:36.454	Cameron Das	28	6
5	8	Lukas Dunner	1:36.325	.3.	1:35.869	Marcos Siebert	18	4
3	34	Matheus Iorio	1:36.312	.2.	1:36.123	Bent Viscaal	10	2
1	4	Felipe Drugovich	1:36.104	.1.				



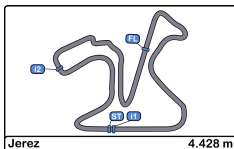
Pole

CAR #18 DROP 3 POSITIONS DUE TO LAST MEETING DECISION

Published at:.....

Stewards:	Timekeeper:
------------------	------------------------





Circuito de Jerez
Euroformula Open
Race - 1
Provisional Results



Cls	Nº	Entrant	Nat	Driver	Nat	Cat	Cls	Chassis	Team	Laps	Total Time	Gap	Interval	Km/h	Best	Time	Km/h
1	4	RP Motorsport	ITA	Felipe Drugovich	BRA			Dallara F312	RP Motorsport	18	29:34.394			161.7	11	1:38.006	162.6
2	10	RACE	ESP	Bent Viscaal	NLD	R	1	Dallara F312	Teo Martin Motorsport	18	29:49.934	15.540	15.540	160.3	4	1:38.508	161.8
3	34	Carlin Motorsport	GBR	Matheus Iorio	BRA			Dallara F312	Carlin Motorsport	18	29:58.033	23.639	8.099	159.5	6	1:39.011	161.0
4	18	Campos Racing	ESP	Marcos Siebert	ARG			Dallara F312	Campos Racing	18	29:59.977	25.583	1.944	159.4	7	1:39.142	160.7
5	8	Drivex School	ESP	Lukas Dunner	AUT	R	2	Dallara F312	Drivex School	18	30:00.615	26.221	0.638	159.3	7	1:39.037	160.9
6	28	Carlin Motorsport	GBR	Cameron Das	USA			Dallara F312	Carlin Motorsport	18	30:01.121	26.727	0.506	159.3	7	1:38.958	161.0
7	77	RP Motorsport	ITA	Guilherme Samaia	BRA			Dallara F312	RP Motorsport	18	30:03.423	29.029	2.302	159.1	8	1:39.085	160.8
8	11	Campos Racing	ESP	Petru Florescu	ROU			Dallara F312	Campos Racing	18	30:04.976	30.582	1.553	158.9	12	1:39.152	160.7
9	3	RP Motorsport	ITA	Christian Hahn	BRA			Dallara F312	RP Motorsport	18	30:06.134	31.740	1.158	158.8	10	1:39.137	160.7
10	51	RACE	ESP	Aldo Festante	ITA	R	3	Dallara F312	Teo Martin Motorsport	18	30:15.019	40.625	8.885	158.0	13	1:39.742	159.8
11	5	Carlin Motorsport	GBR	Dev Gore	USA	R	4	Dallara F312	Carlin Motorsport	18	30:15.618	41.224	0.599	158.0	17	1:39.683	159.9
12	1	RP Motorsport	ITA	David Schumacher	DEU	R	5	Dallara F312	RP Motorsport	18	30:16.237	41.843	0.619	157.9	14	1:39.341	160.4
Not classified: (Requirements: 75% of number laps of leader = 14 Laps)																	
	58	Drivex School	ESP	Javier Gonzalez	MEX	R	6	Dallara F312	Drivex School	13	21:43.659	5 Laps	5 Laps	158.9	6	1:39.157	160.7

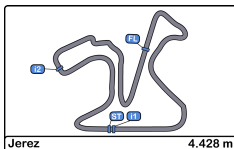
Fastest lap Felipe Drugovich in 1:38.006 at 162.7 Km/h in lap 11

Published at:.....

Track Temp: 37.6 °C Air Temp: 31.1 °C Humidity: 32 % Track Status: DRY

Stewards:	Race Director:	Timekeeper:





Circuito de Jerez
Euroformula Open
Race - 1
Provisional Results by Class



Cls	Nº	Entrant	Nat	Driver	Nat	Cat	Cls	Chassis	Team	Laps	Total Time	Gap	Interval	Km/h	Best	Time	Km/h
1	4	RP Motorsport	ITA	Felipe Drugovich	BRA			Dallara F312	RP Motorsport	18	29:34.394			161.7	11	1:38.006	162.6
2	34	Carlin Motorsport	GBR	Matheus Iorio	BRA			Dallara F312	Carlin Motorsport	18	29:58.033	23.639	23.639	159.5	6	1:39.011	161.0
3	18	Campos Racing	ESP	Marcos Siebert	ARG			Dallara F312	Campos Racing	18	29:59.977	25.583	1.944	159.4	7	1:39.142	160.7
4	28	Carlin Motorsport	GBR	Cameron Das	USA			Dallara F312	Carlin Motorsport	18	30:01.121	26.727	1.144	159.3	7	1:38.958	161.0
5	77	RP Motorsport	ITA	Guilherme Samaia	BRA			Dallara F312	RP Motorsport	18	30:03.423	29.029	2.302	159.1	8	1:39.085	160.8
6	11	Campos Racing	ESP	Petru Florescu	ROU			Dallara F312	Campos Racing	18	30:04.976	30.582	1.553	158.9	12	1:39.152	160.7
7	3	RP Motorsport	ITA	Christian Hahn	BRA			Dallara F312	RP Motorsport	18	30:06.134	31.740	1.158	158.8	10	1:39.137	160.7
Rookie																	
1	10	RACE	ESP	Bent Viscaal	NLD	R	1	Dallara F312	Teo Martin Motorsport	18	29:49.934			160.3	4	1:38.508	161.8
2	8	Drivex School	ESP	Lukas Dunner	AUT	R	2	Dallara F312	Drivex School	18	30:00.615	26.221	10.681	159.3	7	1:39.037	160.9
3	51	RACE	ESP	Aldo Festante	ITA	R	3	Dallara F312	Teo Martin Motorsport	18	30:15.019	40.625	14.404	158.0	13	1:39.742	159.8
4	5	Carlin Motorsport	GBR	Dev Gore	USA	R	4	Dallara F312	Carlin Motorsport	18	30:15.618	41.224	0.599	158.0	17	1:39.683	159.9
5	1	RP Motorsport	ITA	David Schumacher	DEU	R	5	Dallara F312	RP Motorsport	18	30:16.237	41.843	0.619	157.9	14	1:39.341	160.4
Not classified: (Requirements: 75% of number laps of leader = 14 Laps)																	
	58	Drivex School	ESP	Javier Gonzalez	MEX	R	6	Dallara F312	Drivex School	13	21:43.659	5 Laps	5 Laps	158.9	6	1:39.157	160.7

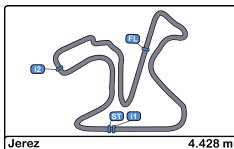
Fastest lap Felipe Drugovich in 1:38.006 at 162.7 Km/h in lap 11

Published at:.....

Track Temp: 37.6 °C Air Temp: 31.1 °C Humidity: 32 % Track Status: DRY

Stewards:	Race Director:	Timekeeper:





Circuito de Jerez

Euroformula Open

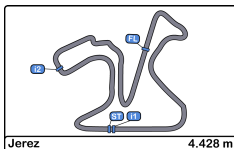
Race - 1

Provisional Classification by Driver Fastest Lap



Clas	Nº	Entrant	Nat	Driver	Nat	Cat	Clas	Chassis	Team	Laps	Best	Time	Gap	Interval	Km/h
1	4	RP Motorsport	ITA	Felipe Drugovich	BRA			Dallara F312	RP Motorsport	18	11	1:38.006			162.6
2	10	RACE	ESP	Bent Viscaal	NLD	R	1	Dallara F312	Teo Martin Motorsport	18	4	1:38.508	0.502	0.502	161.8
3	28	Carlin Motorsport	GBR	Cameron Das	USA			Dallara F312	Carlin Motorsport	18	7	1:38.958	0.952	0.450	161.0
4	34	Carlin Motorsport	GBR	Matheus Iorio	BRA			Dallara F312	Carlin Motorsport	18	6	1:39.011	1.005	0.053	161.0
5	8	Drivex School	ESP	Lukas Dunner	AUT	R	2	Dallara F312	Drivex School	18	7	1:39.037	1.031	0.026	160.9
6	77	RP Motorsport	ITA	Guilherme Samaia	BRA			Dallara F312	RP Motorsport	18	8	1:39.085	1.079	0.048	160.8
7	3	RP Motorsport	ITA	Christian Hahn	BRA			Dallara F312	RP Motorsport	18	10	1:39.137	1.131	0.052	160.7
8	18	Campos Racing	ESP	Marcos Siebert	ARG			Dallara F312	Campos Racing	18	7	1:39.142	1.136	0.005	160.7
9	11	Campos Racing	ESP	Petru Florescu	ROU			Dallara F312	Campos Racing	18	12	1:39.152	1.146	0.010	160.7
10	58	Drivex School	ESP	Javier Gonzalez	MEX	R	3	Dallara F312	Drivex School	13	6	1:39.157	1.151	0.005	160.7
11	1	RP Motorsport	ITA	David Schumacher	DEU	R	4	Dallara F312	RP Motorsport	18	14	1:39.341	1.335	0.184	160.4
12	5	Carlin Motorsport	GBR	Dev Gore	USA	R	5	Dallara F312	Carlin Motorsport	18	17	1:39.683	1.677	0.342	159.9
13	51	RACE	ESP	Aldo Festante	ITA	R	6	Dallara F312	Teo Martin Motorsport	18	13	1:39.742	1.736	0.059	159.8



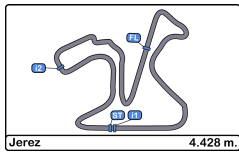


Circuito de Jerez
Euroformula Open
Race - 1
Distance and Speed Average



Clas	Nº	Entrant	Nat	Driver	Nat	Cat	Clas	Chassis	Team	Laps	Distance	Total Time	Km/h
1	4	RP Motorsport	ITA	Felipe Drugovich	BRA			Dallara F312	RP Motorsport	18	79.70	29:34.394	161.7
2	10	RACE	ESP	Bent Viscaal	NLD	R	1	Dallara F312	Teo Martin Motorsport	18	79.70	29:49.934	160.3
3	34	Carlin Motorsport	GBR	Matheus Iorio	BRA			Dallara F312	Carlin Motorsport	18	79.70	29:58.033	159.5
4	18	Campos Racing	ESP	Marcos Siebert	ARG			Dallara F312	Campos Racing	18	79.70	29:59.977	159.4
5	8	Drivex School	ESP	Lukas Dunner	AUT	R	2	Dallara F312	Drivex School	18	79.70	30:00.615	159.3
6	28	Carlin Motorsport	GBR	Cameron Das	USA			Dallara F312	Carlin Motorsport	18	79.70	30:01.121	159.3
7	77	RP Motorsport	ITA	Guilherme Samaia	BRA			Dallara F312	RP Motorsport	18	79.70	30:03.423	159.1
8	11	Campos Racing	ESP	Petru Florescu	ROU			Dallara F312	Campos Racing	18	79.70	30:04.976	158.9
9	3	RP Motorsport	ITA	Christian Hahn	BRA			Dallara F312	RP Motorsport	18	79.70	30:06.134	158.8
10	51	RACE	ESP	Aldo Festante	ITA	R	3	Dallara F312	Teo Martin Motorsport	18	79.70	30:15.019	158.0
11	5	Carlin Motorsport	GBR	Dev Gore	USA	R	4	Dallara F312	Carlin Motorsport	18	79.70	30:15.618	158.0
12	1	RP Motorsport	ITA	David Schumacher	DEU	R	5	Dallara F312	RP Motorsport	18	79.70	30:16.237	157.9
Not classified: (Requirements: 75% of number laps of leader = 14 Laps)													
	58	Drivex School	ESP	Javier Gonzalez	MEX	R	6	Dallara F312	Drivex School	13	57.56	21:43.659	158.9





Circuito de Jerez
Euroformula Open
Race - 1
Lap Analysis



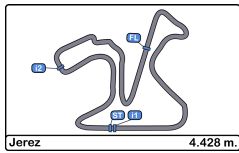
1 David Schumacher R Dallara F312 **4** Felipe Drugovich Dallara F312
 RP Motorsport RP Motorsport

Lap	D	Time	Sector 1	Sector 2	Sector 3	T. Spd	Elapsed	Lap	D	Time	Sector 1	Sector 2	Sector 3	T. Spd	Elapsed
1		1:51.554	47.742	28.351	35.461	206.8	1:51.554	1		1:44.766	43.497	27.171	34.098	206.8	1:44.766
2		1:40.505	38.262	27.486	34.757	204.5	3:32.059	2		1:38.439	37.371	26.961	34.107	208.0	3:23.205
3		1:39.931	37.850	27.260	34.821	208.8	5:11.990	3		1:38.314	37.412	26.774	34.128	208.4	5:01.519
4		1:39.955	37.738	27.377	34.840	213.0	6:51.945	4		1:38.136	37.267	26.830	34.039	208.8	6:39.655
5		1:40.105	37.902	27.389	34.814	211.3	8:32.050	5		1:38.105	37.251	26.798	34.056	208.8	8:17.760
6		1:41.109	37.953	27.534	35.622	210.9	10:13.159	6		1:38.346	37.403	26.766	34.177	209.3	9:56.106
7		1:40.091	37.636	27.125	35.330	209.3	11:53.250	7		1:38.214	37.350	26.802	34.062	208.8	11:34.320
8		1:39.675	37.939	26.995	34.741	207.2	13:32.925	8		1:38.261	37.406	26.790	34.065	210.1	13:12.581
9		1:39.444	37.791	27.090	34.563	208.0	15:12.369	9		1:38.116	37.320	26.765	34.031	210.9	14:50.697
10		1:39.770	37.951	27.073	34.746	208.8	16:52.139	10		1:38.208	37.317	26.855	34.036	211.3	16:28.905
11		1:45.971	43.038	28.265	34.668	156.9	18:38.110	11		1:38.006	37.293	26.690	34.023	210.5	18:06.911
12		1:39.702	37.832	27.199	34.671	208.0	20:17.812	12		1:38.244	37.371	26.866	34.007	210.5	19:45.155
13		1:39.585	37.868	27.237	34.480	207.6	21:57.397	13		1:38.043	37.250	26.736	34.057	210.9	21:23.198
14		1:39.341	37.780	27.035	34.526	208.4	23:36.738	14		1:38.265	37.456	26.759	34.050	209.3	23:01.463
15		1:40.122	37.797	27.385	34.940	208.4	25:16.860	15		1:38.433	37.330	26.826	34.277	210.1	24:39.896
16		1:39.649	37.765	27.169	34.715	210.1	26:56.509	16		1:38.221	37.366	26.737	34.118	209.7	26:18.117
17		1:39.841	37.861	27.255	34.725	210.9	28:36.350	17		1:38.211	37.454	26.803	33.954	209.3	27:56.328
18		1:39.887	37.756	27.273	34.858	210.9	30:16.237	18		1:38.066	37.236	26.695	34.135	210.1	29:34.394

3 Christian Hahn Dallara F312 **5** Dev Gore R Dallara F312
 RP Motorsport Carlin Motorsport

Lap	D	Time	Sector 1	Sector 2	Sector 3	T. Spd	Elapsed	Lap	D	Time	Sector 1	Sector 2	Sector 3	T. Spd	Elapsed
1		1:51.154	47.313	28.353	35.488	210.1	1:51.154	1		1:52.716	48.088	28.985	35.643	211.3	1:52.716
2		1:40.150	37.751	27.687	34.712	212.1	3:31.304	2		1:40.797	38.169	27.588	35.040	207.6	3:33.513
3		1:40.097	37.652	27.303	35.142	213.4	5:11.401	3		1:40.120	37.778	27.410	34.932	209.3	5:13.633
4		1:40.084	37.867	27.266	34.951	211.3	6:51.485	4		1:40.130	37.733	27.368	35.029	211.3	6:53.763
5		1:40.195	37.881	27.445	34.869	209.7	8:31.680	5		1:39.896	37.840	27.302	34.754	210.1	8:33.659
6		1:39.999	37.772	26.965	35.262	211.7	10:11.679	6		1:41.125	37.892	27.429	35.804	210.1	10:14.784
7		1:39.997	37.892	27.105	35.000	210.1	11:51.676	7		1:40.456	38.167	27.456	34.833	210.5	11:55.240
8		1:39.554	37.762	26.952	34.840	210.5	13:31.230	8		1:40.054	37.878	27.287	34.889	209.3	13:35.294
9		1:39.295	37.565	26.966	34.764	211.7	15:10.525	9		1:40.096	37.932	27.257	34.907	214.7	15:15.390
10		1:39.137	37.665	26.730	34.742	211.3	16:49.662	10		1:39.971	37.890	27.266	34.815	211.3	16:55.361
11		1:39.763	37.766	27.059	34.938	211.3	18:29.425	11		1:40.396	37.936	27.326	35.134	209.7	18:35.757
12		1:39.332	37.688	27.053	34.591	211.3	20:08.757	12		1:39.922	37.767	27.472	34.683	208.4	20:15.679
13		1:39.431	37.781	26.947	34.703	210.9	21:48.188	13		1:39.828	37.760	27.340	34.728	210.1	21:55.507
14		1:39.761	37.792	27.018	34.951	210.9	23:27.949	14		1:39.980	37.720	27.368	34.892	209.3	23:35.487
15		1:39.311	37.641	26.906	34.764	210.1	25:07.260	15		1:40.184	37.910	27.341	34.933	208.0	25:15.671
16		1:40.035	38.010	26.911	35.114	207.2	26:47.295	16		1:40.295	38.117	27.333	34.845	208.4	26:55.966
17		1:39.445	37.894	26.959	34.592	209.7	28:26.740	17		1:39.683	37.900	27.172	34.611	208.8	28:35.649
18		1:39.394	37.731	26.956	34.707	208.8	30:06.134	18		1:39.969	37.812	27.262	34.895	210.9	30:15.618





Circuito de Jerez
Euroformula Open
Race - 1
Lap Analysis



8

Lukas Dunner

R

Dallara F312

11

Petru Florescu

Dallara F312

Drivex School

Campos Racing

Lap	D	Time	Sector 1	Sector 2	Sector 3	T. Spd	Elapsed	Lap	D	Time	Sector 1	Sector 2	Sector 3	T. Spd	Elapsed
1		1:48.244	45.852	27.537	34.855	208.8	1:48.244	1		1:50.605	47.224	28.229	35.152	208.0	1:50.605
2		1:39.989	37.593	27.369	35.027	210.1	3:28.233	2		1:39.906	37.806	27.339	34.761	210.9	3:30.511
3		1:40.631	38.214	27.508	34.909	208.4	5:08.864	3		1:40.340	37.713	27.534	35.093	211.3	5:10.851
4		1:39.620	37.506	27.307	34.807	210.1	6:48.484	4		1:40.082	37.881	27.403	34.798	211.3	6:50.933
5		1:39.402	37.567	27.156	34.679	209.7	8:27.886	5		1:39.723	37.834	27.315	34.574	207.6	8:30.656
6		1:39.474	37.612	27.071	34.791	209.7	10:07.360	6		1:40.353	37.721	27.095	35.537	211.3	10:11.009
7		1:39.037	37.388	26.998	34.651	210.9	11:46.397	7		1:39.811	37.812	27.142	34.857	208.4	11:50.820
8		1:39.302	37.290	27.098	34.914	212.5	13:25.699	8		1:39.398	37.769	26.921	34.708	209.3	13:30.218
9		1:39.229	37.364	26.977	34.888	211.7	15:04.928	9		1:39.469	37.668	27.005	34.796	209.7	15:09.687
10		1:39.369	37.691	26.900	34.778	211.3	16:44.297	10		1:39.473	37.701	26.934	34.838	209.7	16:49.160
11		1:39.383	37.554	27.093	34.736	211.7	18:23.680	11		1:39.448	37.701	26.948	34.799	208.8	18:28.608
12		1:39.838	37.533	27.172	35.133	212.1	20:03.518	12		1:39.152	37.630	26.902	34.620	210.1	20:07.760
13		1:39.725	37.656	27.235	34.834	213.8	21:43.243	13		1:39.587	37.767	27.022	34.798	209.3	21:47.347
14		1:39.261	37.645	26.979	34.637	210.9	23:22.504	14		1:39.342	37.565	27.142	34.635	209.7	23:26.689
15		1:39.512	37.536	27.247	34.729	209.7	25:02.016	15		1:39.636	37.601	27.018	35.017	208.4	25:06.325
16		1:39.570	37.721	27.051	34.798	212.1	26:41.586	16		1:39.614	37.779	27.152	34.683	208.4	26:45.939
17		1:39.498	37.781	27.028	34.689	210.1	28:21.084	17		1:39.435	37.654	27.066	34.715	209.7	28:25.374
18		1:39.531	37.622	27.035	34.874	210.5	30:00.615	18		1:39.602	37.876	27.070	34.656	210.1	30:04.976

10

Bent Viscaal

R

Dallara F312

18

Marcos Siebert

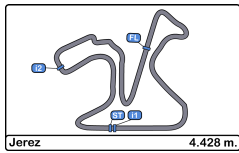
Dallara F312

Teo Martin Motorsport

Campos Racing

Lap	D	Time	Sector 1	Sector 2	Sector 3	T. Spd	Elapsed	Lap	D	Time	Sector 1	Sector 2	Sector 3	T. Spd	Elapsed
1		1:47.087	44.639	27.407	35.041	208.8	1:47.087	1		1:47.456	44.965		1:47.456		1:47.456
2		1:39.905	37.581	27.171	35.153	211.7	3:26.992	2		1:39.902	37.688	27.256	34.958	211.7	3:27.358
3		1:39.568	38.238	26.991	34.339	209.7	5:06.560	3		1:40.820	38.756	27.429	34.635	211.3	5:08.178
4		1:38.508	37.404	26.765	34.339	209.7	6:45.068	4		1:39.695	37.449	27.564	34.682	214.2	6:47.873
5		1:38.712	37.478	26.726	34.508	211.3	8:23.780	5		1:39.288	37.638	27.150	34.500	208.4	8:27.161
6		1:38.724	37.511	26.771	34.442	210.1	10:02.504	6		1:39.463	37.532		2:13.963	216.0	10:06.624
7		1:38.893	37.582	26.916	34.395	208.0	11:41.397	7		1:39.142	37.485	27.057	34.600	210.5	11:45.766
8		1:38.955	37.590	26.987	34.378	211.7	13:20.352	8		1:39.321	37.547	27.007	34.767	211.7	13:25.087
9		1:38.563	37.519	26.777	34.267	211.7	14:58.915	9		1:39.230	37.459	27.032	34.739	211.7	15:04.317
10		1:38.720	37.442	26.852	34.426	209.3	16:37.635	10		1:39.310	37.684	27.013	34.613	212.1	16:43.627
11		1:38.734	37.481	26.883	34.370	210.5	18:16.369	11		1:39.415	37.705	26.974	34.736	211.3	18:23.042
12		1:38.992	37.690	26.923	34.379	209.7	19:55.361	12		1:40.080	37.697	27.075	35.308	210.9	20:03.122
13		1:39.104	37.675	26.949	34.480	210.1	21:34.465	13		1:39.405	37.701	27.008	34.696	211.3	21:42.527
14		1:38.964	37.668	26.964	34.332	209.7	23:13.429	14		1:39.175	37.630	26.974	34.571	208.4	23:21.702
15		1:39.749	37.574	26.968	35.207	208.8	24:53.178	15		1:39.601	37.705	27.060	34.836	209.3	25:01.303
16		1:38.905	37.513	26.869	34.523	209.7	26:32.083	16		1:39.584	37.785	27.086	34.713	209.3	26:40.887
17		1:39.113	37.736	26.968	34.409	210.1	28:11.196	17		1:39.506	37.701	27.054	34.751	210.9	28:20.393
18		1:38.738	37.636	26.792	34.310	209.7	29:49.934	18		1:39.584	37.739	27.105	34.740	210.1	29:59.977





Circuito de Jerez
Euroformula Open
Race - 1
Lap Analysis



28

Cameron Das

Dallara F312 **51**

Aldo Festante

R

Dallara F312

Carlin Motorsport

Teo Martin Motorsport

Lap	D	Time	Sector 1	Sector 2	Sector 3	T. Spd	Elapsed	Lap	D	Time	Sector 1	Sector 2	Sector 3	T. Spd	Elapsed
1		1:48.756	46.347	27.444	34.965	207.6	1:48.756	1		1:52.083	47.900	28.571	35.612	207.2	1:52.083
2		1:39.681	37.653	27.323	34.705	211.3	3:28.437	2		1:40.686	37.985	27.896	34.805	210.5	3:32.769
3		1:41.315	38.408	28.271	34.636	206.8	5:09.752	3		1:40.036	37.719	27.486	34.831	212.1	5:12.805
4		1:39.584	37.614	27.197	34.773	212.1	6:49.336	4		1:40.016	37.724	27.444	34.848	211.7	6:52.821
5		1:39.907	37.793	27.484	34.630	217.3	8:29.243	5		1:40.195	37.718	27.378	35.099	211.3	8:33.016
6		1:39.390	37.551	27.192	34.647	212.1	10:08.633	6		1:41.507	37.856	27.256	36.395	210.5	10:14.523
7		1:38.958	37.454	27.012	34.492	210.9	11:47.591	7		1:40.304	37.933	27.303	35.068	210.1	11:54.827
8		1:39.220	37.593	26.836	34.791	212.1	13:26.811	8		1:40.142	37.862	27.171	35.109	210.9	13:34.969
9		1:39.114	37.453	27.008	34.653	213.4	15:05.925	9		1:39.794	37.729	27.135	34.930	211.3	15:14.763
10		1:39.479	37.698	27.001	34.780	215.5	16:45.404	10		1:40.093	38.000	27.244	34.849	210.9	16:54.856
11		1:39.303	37.644	26.933	34.726	212.5	18:24.707	11		1:39.777	37.800	27.116	34.861	210.9	18:34.633
12		1:39.668	37.555	27.267	34.846	214.7	20:04.375	12		1:39.853	37.917	27.215	34.721	209.3	20:14.486
13		1:39.790	37.714	27.447	34.629	214.7	21:44.165	13		1:39.742	37.844	27.205	34.693	211.7	21:54.228
14		1:39.661	37.707	27.424	34.530	212.5	23:23.826	14		1:39.951	37.940	27.357	34.654	206.1	23:34.179
15		1:39.099	37.566	26.897	34.636	210.5	25:02.925	15		1:40.053	37.857	27.359	34.837	208.0	25:14.232
16		1:39.529	37.894	26.981	34.654	210.5	26:42.454	16		1:40.356	38.025	27.334	34.997	209.7	26:54.588
17		1:39.152	37.602	26.973	34.577	212.5	28:21.606	17		1:40.298	38.046	27.314	34.938	206.1	28:34.886
18		1:39.515	37.696	27.066	34.753	208.8	30:01.121	18		1:40.133	37.985	27.213	34.935	207.6	30:15.019

34

Matheus Iorio

Dallara F312 **58**

Javier Gonzalez

R

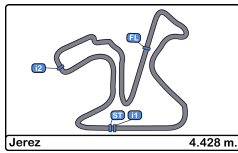
Dallara F312

Carlin Motorsport

Drivex School

Lap	D	Time	Sector 1	Sector 2	Sector 3	T. Spd	Elapsed	Lap	D	Time	Sector 1	Sector 2	Sector 3	T. Spd	Elapsed
1		1:46.459	44.192	27.477	34.790	211.3	1:46.459	1		1:49.430	46.836	27.729	34.865	210.5	1:49.430
2		1:40.625	37.665	27.381	35.579	208.0	3:27.084	2		1:39.613	37.589	27.108	34.916	208.0	3:29.043
3		1:40.605	38.710	27.334	34.561	211.7	5:07.689	3		1:40.204	37.864	27.603	34.737	209.7	5:09.247
4		1:39.602	37.680	27.349	34.573	210.1	6:47.291	4		1:39.757	37.659	27.135	34.963	209.3	6:49.004
5		1:39.416	37.625	27.243	34.548	208.0	8:26.707	5		1:39.646	37.978	27.209	34.459	208.0	8:28.650
6		1:39.011	37.587	27.097	34.327	207.6	10:05.718	6		1:39.157	37.589	27.048	34.520	212.5	10:07.807
7		1:39.048	37.725	27.015	34.308	207.2	11:44.766	7		1:39.201	37.508	27.057	34.636	213.0	11:47.008
8		1:39.373	37.884	27.039	34.450	208.0	13:24.139	8		1:39.173	37.616	26.972	34.585	208.0	13:26.181
9		1:39.142	37.633	26.961	34.548	212.1	15:03.281	9		1:39.259	37.596	26.980	34.683	212.5	15:05.440
10		1:39.090	37.694	26.956	34.440	208.0	16:42.371	10		1:39.393	37.727	27.046	34.620	210.9	16:44.833
11		1:39.314	37.755	27.064	34.495	209.3	18:21.685	11		1:39.344	37.692	26.964	34.688	210.5	18:24.177
12		1:39.135	37.773	27.130	34.232	208.8	20:00.820	12		1:39.880	37.710	27.085	35.085	206.8	20:04.057
13		1:39.429	37.683	27.200	34.546	206.1	21:40.249	13		1:39.602	37.754	27.149	34.699	209.3	21:43.659
14		1:39.200	37.684	27.136	34.380	208.8	23:19.449	14			37.809			209.7	
15		1:39.298	37.694	27.041	34.563	209.3	24:58.747								
16		1:39.436	37.741	27.212	34.483	208.8	26:38.183								
17		1:39.840	37.915	27.099	34.826	206.5	28:18.023								
18		1:40.010	37.753	27.336	34.921	208.8	29:58.033								





Circuito de Jerez
Euroformula Open
Race - 1
Lap Analysis



77

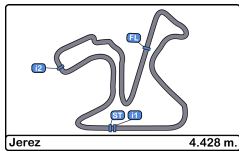
Guilherme Samaia

Dallara F312

RP Motorsport

Lap	D	Time	Sector 1	Sector 2	Sector 3	T. Spd	Elapsed
1		1:49.842	46.625	28.554	34.663	210.1	1:49.842
2		1:39.671	37.800	27.291	34.580	210.9	3:29.513
3		1:40.937	37.730	28.303	34.904	213.0	5:10.450
4		1:39.843	37.812	27.368	34.663	209.7	6:50.293
5		1:39.738	37.724	27.450	34.564	209.3	8:30.031
6		1:39.425	37.675	27.213	34.537	211.3	10:09.456
7		1:39.328	37.607	27.126	34.595	210.1	11:48.784
8		<u>1:39.085</u>	<u>37.512</u>	<u>27.027</u>	34.546	210.5	13:27.869
9		1:39.256	37.719	27.067	34.470	210.1	15:07.125
10		1:39.414	37.662	27.053	34.699	210.1	16:46.539
11		1:39.290	37.706	27.039	34.545	210.1	18:25.829
12		1:39.284	37.719	27.159	<u>34.406</u>	209.7	20:05.113
13		1:39.794	37.745	27.204	34.845	210.1	21:44.907
14		1:39.729	37.886	27.181	34.662	209.7	23:24.636
15		1:39.583	37.704	27.096	34.783	208.8	25:04.219
16		1:39.753	37.932	27.229	34.592	208.0	26:43.972
17		1:39.579	37.731	27.153	34.695	210.1	28:23.551
18		1:39.872	37.879	27.321	34.672	209.3	30:03.423





Circuito de Jerez
Euroformula Open
Race - 1
Analysis by Lap



Jerez 4.428 m.

Num Lap Time Gap

Lap 1

4	1:44.766	
34	1:46.459	01.693
10	1:47.087	02.321
18	1:47.456	02.690
8	1:48.244	03.478
28	1:48.756	03.990
58	1:49.430	04.664
77	1:49.842	05.076
11	1:50.605	05.839
3	1:51.154	06.388
1	1:51.554	06.788
51	1:52.083	07.317
5	1:52.716	07.950

Num Lap Time Gap

Lap 2

4	1:38.439	
10	1:39.905	03.787
34	1:40.625	03.879
18	1:39.902	04.153
8	1:39.989	05.028
28	1:39.681	05.232
58	1:39.613	05.838
77	1:39.671	06.308
11	1:39.906	07.306
3	1:40.150	08.099
1	1:40.505	08.854
51	1:40.686	09.564
5	1:40.797	10.308

Num Lap Time Gap

Lap 3

4	1:38.314	
10	1:39.568	05.041
34	1:40.605	06.170
18	1:40.820	06.659
8	1:40.631	07.345
58	1:40.204	07.728
28	1:41.315	08.233
77	1:40.937	08.931
11	1:40.340	09.332

3	1:40.097	09.882
1	1:39.931	10.471
51	1:40.036	11.286
5	1:40.120	12.114

Num Lap Time Gap

Lap 4

4	1:38.136	
10	1:38.508	05.413
34	1:39.602	07.636
18	1:39.695	08.218
8	1:39.620	08.829
58	1:39.757	09.349
28	1:39.584	09.681
77	1:39.843	10.638
11	1:40.082	11.278
3	1:40.084	11.830
1	1:39.955	12.290
51	1:40.016	13.166
5	1:40.130	14.108

Num Lap Time Gap

Lap 5

4	1:38.105	
10	1:38.712	06.020
34	1:39.416	08.947
18	1:39.288	09.401
8	1:39.402	10.126
58	1:39.646	10.890
28	1:39.907	11.483
77	1:39.738	12.271
11	1:39.723	12.896
3	1:40.195	13.920
1	1:40.105	14.290
51	1:40.195	15.256
5	1:39.896	15.899

Num Lap Time Gap

Lap 6

4	1:38.346	
10	1:38.724	06.398
34	1:39.011	09.612
18	1:39.463	10.518
8	1:39.474	11.254

58	1:39.157	11.701
28	1:39.390	12.527
77	1:39.425	13.350
11	1:40.353	14.903
3	1:39.999	15.573
1	1:41.109	17.053
51	1:41.507	18.417
5	1:41.125	18.678

Num Lap Time Gap

Lap 7

4	1:38.214	
10	1:38.893	07.077
34	1:39.048	10.446
18	1:39.142	11.446
8	1:39.037	12.077
58	1:39.201	12.688
28	1:38.958	13.271
77	1:39.328	14.464
11	1:39.811	16.500
3	1:39.997	17.356
1	1:40.091	18.930
51	1:40.304	20.507
5	1:40.456	20.920

Num Lap Time Gap

Lap 8

4	1:38.261	
10	1:38.955	07.771
34	1:39.373	11.558
18	1:39.321	12.506
8	1:39.302	13.118
58	1:39.173	13.600
28	1:39.220	14.230
77	1:39.085	15.288
11	1:39.398	17.637
3	1:39.554	18.649
1	1:39.675	20.344
51	1:40.142	22.388
5	1:40.054	22.713

Num Lap Time Gap

Lap 9

4	1:38.116	
---	----------	--

10	1:38.563	08.218
34	1:39.142	12.584
18	1:39.230	13.620
8	1:39.229	14.231
58	1:39.259	14.743
28	1:39.114	15.228
77	1:39.256	16.428
11	1:39.469	18.990
3	1:39.295	19.828
1	1:39.444	21.672
51	1:39.794	24.066
5	1:40.096	24.693

Num Lap Time Gap

Lap 10

4	1:38.208	
10	1:38.720	08.730
34	1:39.090	13.466
18	1:39.310	14.722
8	1:39.369	15.392
58	1:39.393	15.928
28	1:39.479	16.499
77	1:39.414	17.634
11	1:39.473	20.255
3	1:39.137	20.757
1	1:39.770	23.234
51	1:40.093	25.951
5	1:39.971	26.456

Num Lap Time Gap

Lap 11

4	1:38.006	
10	1:38.734	09.458
34	1:39.314	14.774
18	1:39.415	16.131
8	1:39.383	16.769
58	1:39.344	17.266
28	1:39.303	17.796
77	1:39.290	18.918
11	1:39.448	21.697
3	1:39.763	22.514
51	1:39.777	27.722
5	1:40.396	28.846

Num Lap Time Gap

Lap 12

4	1:38.244	
10	1:38.992	10.206
34	1:39.135	15.665
18	1:40.080	17.967
8	1:39.838	18.363
58	1:39.880	18.902
28	1:39.668	19.220
77	1:39.284	19.958
11	1:39.152	22.605
3	1:39.332	23.602
51	1:39.853	29.331
5	1:39.922	30.524
1	1:39.702	32.657

Num Lap Time Gap

Lap 13

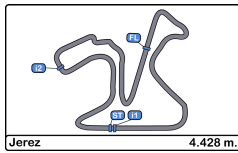
4	1:38.043	
10	1:39.104	11.267
34	1:39.429	17.051
18	1:39.405	19.329
8	1:39.725	20.045
58	1:39.602	20.461
28	1:39.790	20.967
77	1:39.794	21.709
11	1:39.587	24.149
3	1:39.431	24.990
51	1:39.742	31.030
5	1:39.828	32.309
1	1:39.585	34.199

Num Lap Time Gap

Lap 14

4	1:38.265	
10	1:38.964	11.966
34	1:39.200	17.986
18	1:39.175	20.239
8	1:39.261	21.041
28	1:39.661	22.363
77	1:39.729	23.173
11	1:39.342	25.226





Circuito de Jerez
Euroformula Open
Race - 1
Analysis by Lap



3	1:39.761	26.486	11	1:39.435	29.046
51	1:39.951	32.716	3	1:39.445	30.412
5	1:39.980	34.024	51	1:40.298	38.558
1	1:39.341	35.275	5	1:39.683	39.321
Num	Lap Time	Gap	1	1:39.841	40.022

Lap 15

4	1:38.433	
10	1:39.749	13.282
34	1:39.298	18.851
18	1:39.601	21.407
8	1:39.512	22.120
28	1:39.099	23.029
77	1:39.583	24.323
11	1:39.636	26.429
3	1:39.311	27.364
51	1:40.053	34.336
5	1:40.184	35.775
1	1:40.122	36.964
Num	Lap Time	Gap

Lap 16

4	1:38.221	
10	1:38.905	13.966
34	1:39.436	20.066
18	1:39.584	22.770
8	1:39.570	23.469
28	1:39.529	24.337
77	1:39.753	25.855
11	1:39.614	27.822
3	1:40.035	29.178
51	1:40.356	36.471
5	1:40.295	37.849
1	1:39.649	38.392
Num	Lap Time	Gap

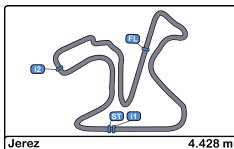
Lap 17

4	1:38.211	
10	1:39.113	14.868
34	1:39.840	21.695
18	1:39.506	24.065
8	1:39.498	24.756
28	1:39.152	25.278
77	1:39.579	27.223

Lap 18

4	1:38.066	
10	1:38.738	15.540
34	1:40.010	23.639
18	1:39.584	25.583
8	1:39.531	26.221
28	1:39.515	26.727
77	1:39.872	29.029
11	1:39.602	30.582
3	1:39.394	31.740
51	1:40.133	40.625
5	1:39.969	41.224
1	1:39.887	41.843
Num	Lap Time	Gap



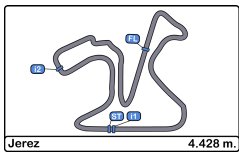


Circuito de Jerez
Euroformula Open
Race - 1
Best Sectors Results



Sector - 1				Sector - 2				Sector - 3				Ideal Lap vs Best Lap				
Clas	Nº	Driver	Time	Nº	Driver	Time	Nº	Driver	Time	Clas	Nº	Driver	Ideal Lap	Best Lap	Clas	
1	4	Felipe Drugovich	37.236	4	Felipe Drugovich	26.690	4	Felipe Drugovich	33.954	1	4	Felipe Drugovich	1:37.880	1:38.006	1	
2	8	Lukas Dunner	37.290	10	Bent Viscaal	26.726	34	Matheus Iorio	34.232	2	10	Bent Viscaal	1:38.397	1:38.508	2	
3	10	Bent Viscaal	37.404	3	Christian Hahn	26.730	10	Bent Viscaal	34.267	3	34	Matheus Iorio	1:38.775	1:39.011	4	
4	18	Marcos Siebert	37.449	28	Cameron Das	26.836	77	Guilherme Samaia	34.406	4	28	Cameron Das	1:38.781	1:38.958	3	
5	28	Cameron Das	37.453	8	Lukas Dunner	26.900	58	Javier Gonzalez	34.459	5	8	Lukas Dunner	1:38.827	1:39.037	5	
6	58	Javier Gonzalez	37.508	11	Petru Florescu	26.902	1	David Schumacher	34.480	6	3	Christian Hahn	1:38.886	1:39.137	7	
7	77	Guilherme Samaia	37.512	34	Matheus Iorio	26.956	28	Cameron Das	34.492	7	18	Marcos Siebert	1:38.923	1:39.142	8	
8	3	Christian Hahn	37.565	58	Javier Gonzalez	26.964	18	Marcos Siebert	34.500	8	58	Javier Gonzalez	1:38.931	1:39.157	10	
9	11	Petru Florescu	37.565	18	Marcos Siebert	26.974	11	Petru Florescu	34.574	9	77	Guilherme Samaia	1:38.945	1:39.085	6	
10	34	Matheus Iorio	37.587	1	David Schumacher	26.995	3	Christian Hahn	34.591	10	11	Petru Florescu	1:39.041	1:39.152	9	
11	1	David Schumacher	37.636	77	Guilherme Samaia	27.027	5	Dev Gore	34.611	11	1	David Schumacher	1:39.111	1:39.341	11	
12	51	Aldo Festante	37.718	51	Aldo Festante	27.116	8	Lukas Dunner	34.637	12	51	Aldo Festante	1:39.488	1:39.742	13	
13	5	Dev Gore	37.720	5	Dev Gore	27.172	51	Aldo Festante	34.654	13	5	Dev Gore	1:39.503	1:39.683	12	



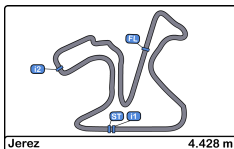


Circuito de Jerez
Euroformula Open
Race - 1
Leader Sequence



<u>Nº</u>	<u>Entrant</u>	<u>Nat</u>	<u>Driver</u>	<u>Nat</u>	<u>Cat</u>	<u>Chassis</u>	<u>Team</u>	<u>Start Lap</u>	<u>End Lap</u>	<u>Laps</u>	<u>Total Laps</u>
4	RP Motorsport	ITA	Felipe Drugovich	BRA		Dallara F312	RP Motorsport	1	18	18	18



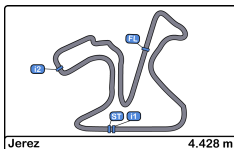


Circuito de Jerez
Euroformula Open
Race - 1
Best 5 Lap Times



Cls	Nº	Entrant	Nat	Driver	Nat	Cat	Cls	Chassis	Team	Best 1		Best 2		Best 3		Best 4		Best 5	
										Time	Lap	Time	Lap	Time	Lap	Time	Lap	Time	Lap
1	4	RP Motorsport	ITA	Felipe Drugovich	BRA			Dallara F312	RP Motorsport	1:38.006	11	1:38.043	13	1:38.066	18	1:38.105	5	1:38.116	9
2	10	RACE	ESP	Bent Viscaal	NLD	R	1	Dallara F312	Teo Martin Motorsport	1:38.508	4	1:38.563	9	1:38.712	5	1:38.720	10	1:38.724	6
3	28	Carlin Motorsport	GBR	Cameron Das	USA			Dallara F312	Carlin Motorsport	1:38.958	7	1:39.099	15	1:39.114	9	1:39.152	17	1:39.220	8
4	34	Carlin Motorsport	GBR	Matheus Iorio	BRA			Dallara F312	Carlin Motorsport	1:39.011	6	1:39.048	7	1:39.090	10	1:39.135	12	1:39.142	9
5	8	Drivex School	ESP	Lukas Dunner	AUT	R	2	Dallara F312	Drivex School	1:39.037	7	1:39.229	9	1:39.261	14	1:39.302	8	1:39.369	10
6	77	RP Motorsport	ITA	Guilherme Samaia	BRA			Dallara F312	RP Motorsport	1:39.085	8	1:39.256	9	1:39.284	12	1:39.290	11	1:39.328	7
7	3	RP Motorsport	ITA	Christian Hahn	BRA			Dallara F312	RP Motorsport	1:39.137	10	1:39.295	9	1:39.311	15	1:39.332	12	1:39.394	18
8	18	Campos Racing	ESP	Marcos Siebert	ARG			Dallara F312	Campos Racing	1:39.142	7	1:39.175	14	1:39.230	9	1:39.288	5	1:39.310	10
9	11	Campos Racing	ESP	Petru Florescu	ROU			Dallara F312	Campos Racing	1:39.152	12	1:39.342	14	1:39.398	8	1:39.435	17	1:39.448	11
10	58	Drivex School	ESP	Javier Gonzalez	MEX	R	3	Dallara F312	Drivex School	1:39.157	6	1:39.173	8	1:39.201	7	1:39.259	9	1:39.344	11
11	1	RP Motorsport	ITA	David Schumacher	DEU	R	4	Dallara F312	RP Motorsport	1:39.341	14	1:39.444	9	1:39.585	13	1:39.649	16	1:39.675	8
12	5	Carlin Motorsport	GBR	Dev Gore	USA	R	5	Dallara F312	Carlin Motorsport	1:39.683	17	1:39.828	13	1:39.896	5	1:39.922	12	1:39.969	18
13	51	RACE	ESP	Aldo Festante	ITA	R	6	Dallara F312	Teo Martin Motorsport	1:39.742	13	1:39.777	11	1:39.794	9	1:39.853	12	1:39.951	14



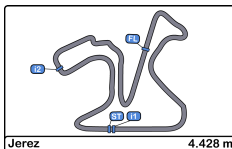


Circuito de Jerez
Euroformula Open
Race - 1
Best 5 Top Speeds



Cls	Nº	Entrant	Nat	Driver	Nat	Cat	Cls	Chassis	Team	Top 1		Top 2		Top 3		Top 4		Top 5		Avg
										Km/h	Lap	Km/h	Lap	Km/h	Lap	Km/h	Lap	Km/h	Lap	
1	28	Carlin Motorsport	GBR	Cameron Das	USA			Dallara F312	Carlin Motorsport	217.3	5	215.5	10	214.7	12	214.7	13	213.4	9	215.1
2	18	Campos Racing	ESP	Marcos Siebert	ARG			Dallara F312	Campos Racing	216.0	6	214.2	4	212.1	10	211.7	2	211.7	8	213.1
3	5	Carlin Motorsport	GBR	Dev Gore	USA	R	1	Dallara F312	Carlin Motorsport	214.7	9	211.3	1	211.3	4	211.3	10	210.9	18	211.9
4	8	Drivex School	ESP	Lukas Dunner	AUT	R	2	Dallara F312	Drivex School	213.8	13	212.5	8	212.1	12	212.1	16	211.7	9	212.5
5	3	RP Motorsport	ITA	Christian Hahn	BRA			Dallara F312	RP Motorsport	213.4	3	212.1	2	211.7	6	211.7	9	211.3	4	212.0
6	1	RP Motorsport	ITA	David Schumacher	DEU	R	3	Dallara F312	RP Motorsport	213.0	4	211.3	5	210.9	6	210.9	17	210.9	18	211.4
7	58	Drivex School	ESP	Javier Gonzalez	MEX	R	4	Dallara F312	Drivex School	213.0	7	212.5	6	212.5	9	210.9	10	210.5	1	211.9
8	77	RP Motorsport	ITA	Guilherme Samaia	BRA			Dallara F312	RP Motorsport	213.0	3	211.3	6	210.9	2	210.5	8	210.1	1	211.1
9	34	Carlin Motorsport	GBR	Matheus Iorio	BRA			Dallara F312	Carlin Motorsport	212.1	9	211.7	3	211.3	1	210.1	4	209.3	11	210.9
10	51	RACE	ESP	Aldo Festante	ITA	R	5	Dallara F312	Teo Martin Motorsport	212.1	3	211.7	4	211.7	13	211.3	5	211.3	9	211.6
11	10	RACE	ESP	Bent Viscaal	NLD	R	6	Dallara F312	Teo Martin Motorsport	211.7	2	211.7	8	211.7	9	211.3	5	210.5	11	211.4
12	4	RP Motorsport	ITA	Felipe Drugovich	BRA			Dallara F312	RP Motorsport	211.3	10	210.9	9	210.9	13	210.5	11	210.5	12	210.8
13	11	Campos Racing	ESP	Petru Florescu	ROU			Dallara F312	Campos Racing	211.3	3	211.3	4	211.3	6	210.9	2	210.1	12	211.0



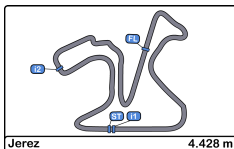


Circuito de Jerez
Euroformula Open
Race - 1
Fastest Laps Sequence



Lap	Time of Day	Session Time	Nº	Entrant	Nat	Driver	Nat	Cat	Chassis	Team	Time	Km/h
2	14:16:36.883	3:22.883	4	RP Motorsport	ITA	Felipe Drugovich	BRA		Dallara F312	RP Motorsport	1:38.439	161.9
3	14:18:15.197	5:01.197	4	RP Motorsport	ITA	Felipe Drugovich	BRA		Dallara F312	RP Motorsport	1:38.314	162.1
4	14:19:53.334	6:39.334	4	RP Motorsport	ITA	Felipe Drugovich	BRA		Dallara F312	RP Motorsport	1:38.136	162.4
5	14:21:31.438	8:17.438	4	RP Motorsport	ITA	Felipe Drugovich	BRA		Dallara F312	RP Motorsport	1:38.105	162.4
11	14:31:20.589	18:06.589	4	RP Motorsport	ITA	Felipe Drugovich	BRA		Dallara F312	RP Motorsport	1:38.006	162.6



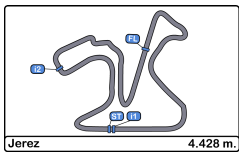


Circuito de Jerez
Euroformula Open
Race - 1
Event Best Maximum Speed



Nº	Entrant	Nat	Driver	Nat	Cat	Clas	Chassis	Team	Km/h	Session
10	RACE	ESP	Bent Viscaal	NLD	R	1	Dallara F312	Teo Martin Motorsport	219.5	Qualifying - 1
8	Drivex School	ESP	Lukas Dunner	AUT	R	2	Dallara F312	Drivex School	217.7	Qualifying - 1
5	Carlin Motorsport	GBR	Dev Gore	USA	R	3	Dallara F312	Carlin Motorsport	217.3	Qualifying - 1
28	Carlin Motorsport	GBR	Cameron Das	USA			Dallara F312	Carlin Motorsport	217.3	Race - 1
34	Carlin Motorsport	GBR	Matheus Iorio	BRA			Dallara F312	Carlin Motorsport	216.8	Qualifying - 1
7			Volkswagen				Dallara F312		216.4	Free Practice - 1
4	RP Motorsport	ITA	Felipe Drugovich	BRA			Dallara F312	RP Motorsport	216.0	Qualifying - 1
58	Drivex School	ESP	Javier Gonzalez	MEX	R	4	Dallara F312	Drivex School	216.0	Qualifying - 1
18	Campos Racing	ESP	Marcos Siebert	ARG			Dallara F312	Campos Racing	216.0	Race - 1
3	RP Motorsport	ITA	Christian Hahn	BRA			Dallara F312	RP Motorsport	215.5	Qualifying - 1
11	Campos Racing	ESP	Petru Florescu	ROU			Dallara F312	Campos Racing	215.1	Qualifying - 1
51	RACE	ESP	Aldo Festante	ITA	R	5	Dallara F312	Teo Martin Motorsport	214.2	Qualifying - 1
77	RP Motorsport	ITA	Guilherme Samaia	BRA			Dallara F312	RP Motorsport	213.0	Race - 1
1	RP Motorsport	ITA	David Schumacher	DEU	R	6	Dallara F312	RP Motorsport	213.0	Race - 1
6			Mercedes				Dallara F312		210.5	Free Practice - 1



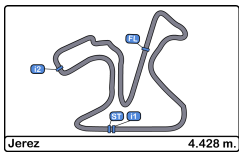


Circuito de Jerez
Euroformula Open
Race - 1
Lap Chart



LAP																				
Nr	Po	Grid	1	2	3	4	5	6	7	8	9	10	11	12	13	14	15	16	17	18
4	1	4	4	4	4	4	4	4	4	4	4	4	4	4	4	4	4	4	4	4
10	2	10	34	10	10	10	10	10	10	10	10	10	10	10	10	10	10	10	10	10
34	3	34	10	34	34	34	34	34	34	34	34	34	34	34	34	34	34	34	34	34
18	4	18	18	18	18	18	18	18	18	18	18	18	18	18	18	18	18	18	18	18
8	5	8	8	8	8	8	8	8	8	8	8	8	8	8	8	8	8	8	8	8
28	6	28	28	28	58	58	58	58	58	58	58	58	58	58	58	28	28	28	28	28
58	7	58	58	58	28	28	28	28	28	28	28	28	28	28	28	77	77	77	77	77
11	8	11	77	77	77	77	77	77	77	77	77	77	77	77	77	11	11	11	11	11
77	9	77	11	11	11	11	11	11	11	11	11	11	11	11	11	3	3	3	3	3
3	10	3	3	3	3	3	3	3	3	3	3	3	3	3	3	51	51	51	51	51
1	11	1	1	1	1	1	1	1	1	1	1	1	1	51	51	51	5	5	5	5
5	12	5	51	51	51	51	51	51	51	51	51	51	51	5	5	5	1	1	1	1
51	13	51	5	5	5	5	5	5	5	5	5	5	5	1	1	1				

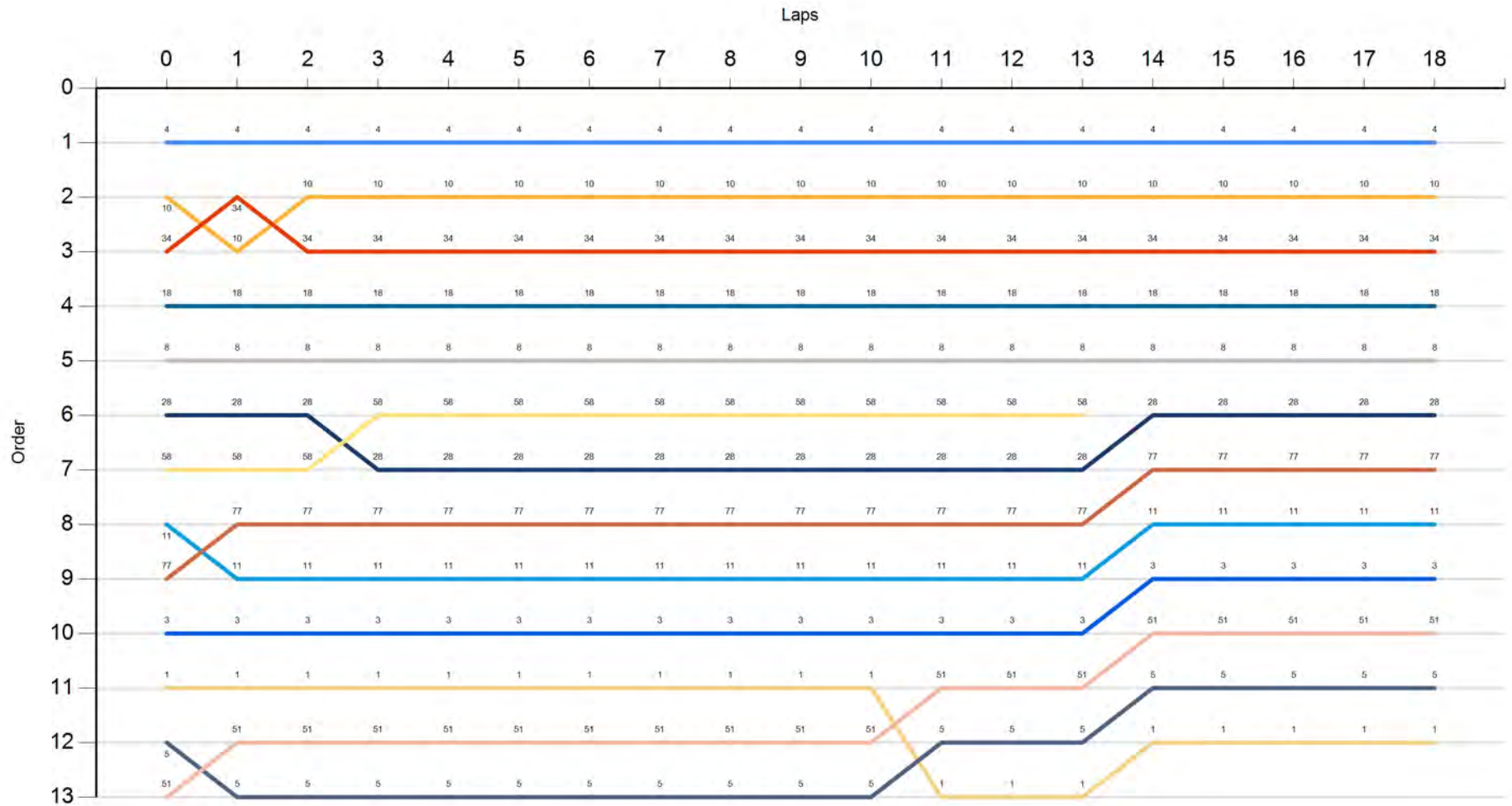


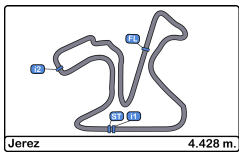


Circuito de Jerez
Euroformula Open
Race - 1
Graphic Lap Chart



- 4
- 10
- 34
- 18
- 8
- 28
- 58
- 11
- 77
- 3
- 1
- 5
- 51



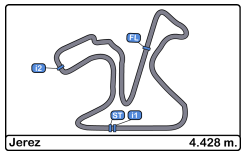


Circuito de Jerez
Euroformula Open
Race - 1
Pit Stop Analysis

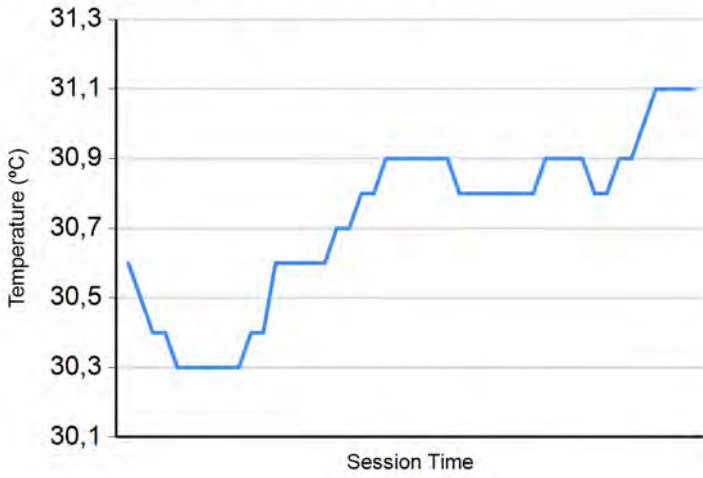


<u>Nr.</u>	<u>In Day Time</u>	<u>Entrant</u>	<u>Nat</u>	<u>Driver</u>	<u>Nat</u>	<u>Cat</u>	<u>Chassis</u>	<u>Team</u>	<u>In Time</u>	<u>Stop N°</u>	<u>Pit Time</u>	<u>Handicap</u>	<u>Penalty</u>
------------	--------------------	----------------	------------	---------------	------------	------------	----------------	-------------	----------------	----------------	-----------------	-----------------	----------------

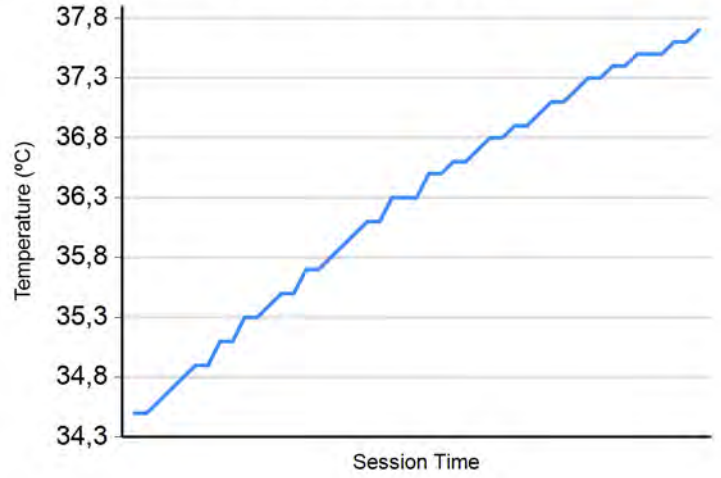




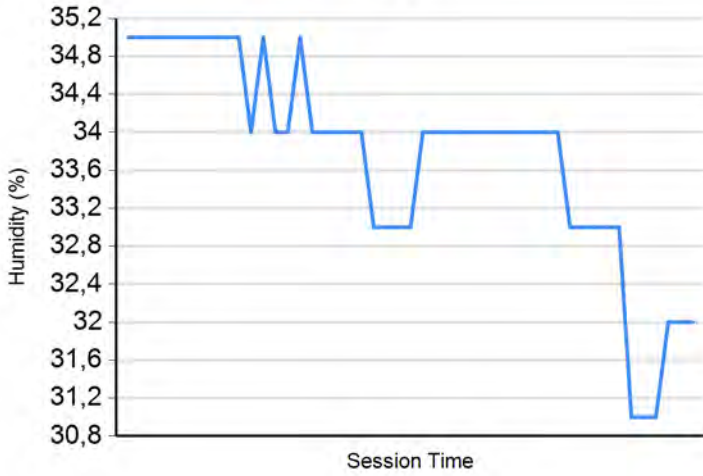
Air Temperature



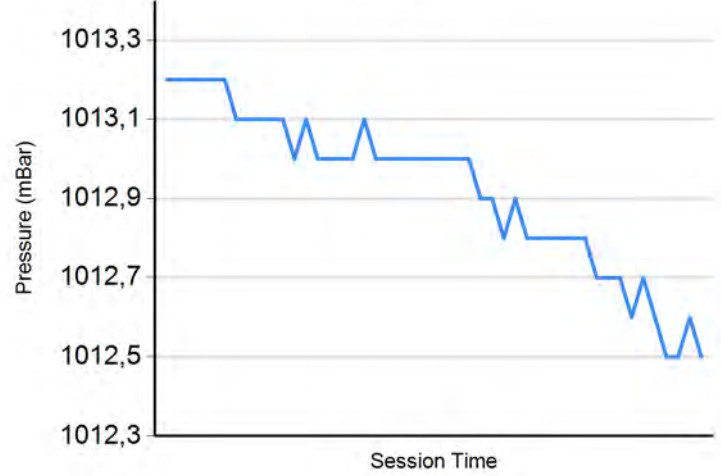
Track Temperature



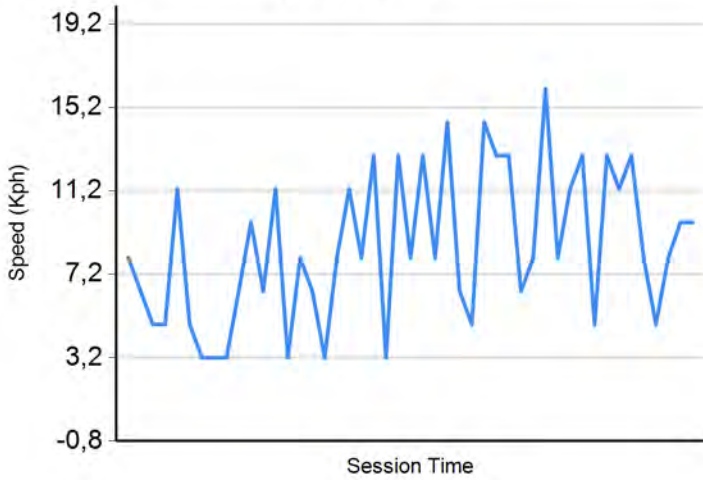
Humidity



Pressure

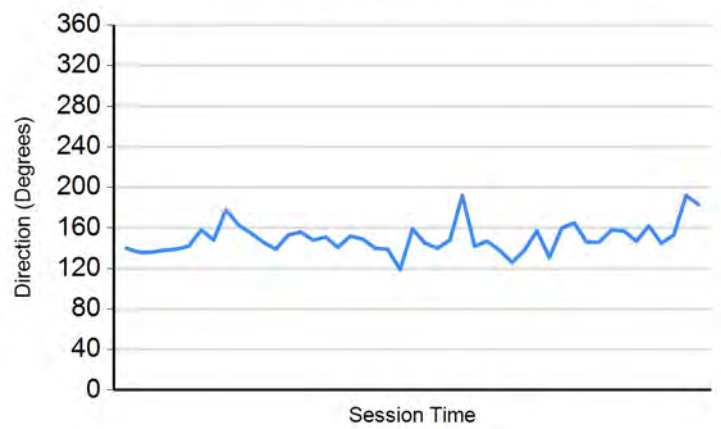


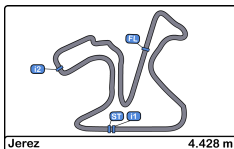
Wind Speed



Wind direction

North = 0°/360° Est = 90° South = 180° West = 270°





Circuito de Jerez
Euroformula Open
Race - 1
Final Results



Cls	Nº	Entrant	Nat	Driver	Nat	Cat	Cls	Chassis	Team	Laps	Total Time	Gap	Interval	Km/h	Best	Time	Km/h
1	4	RP Motorsport	ITA	Felipe Drugovich	BRA			Dallara F312	RP Motorsport	18	29:34.394			161.7	11	1:38.006	162.6
2	10	RACE	ESP	Bent Viscaal	NLD	R	1	Dallara F312	Teo Martin Motorsport	18	29:49.934	15.540	15.540	160.3	4	1:38.508	161.8
3	34	Carlin Motorsport	GBR	Matheus Iorio	BRA			Dallara F312	Carlin Motorsport	18	29:58.033	23.639	8.099	159.5	6	1:39.011	161.0
4	18	Campos Racing	ESP	Marcos Siebert	ARG			Dallara F312	Campos Racing	18	29:59.977	25.583	1.944	159.4	7	1:39.142	160.7
5	8	Drivex School	ESP	Lukas Dunner	AUT	R	2	Dallara F312	Drivex School	18	30:00.615	26.221	0.638	159.3	7	1:39.037	160.9
6	28	Carlin Motorsport	GBR	Cameron Das	USA			Dallara F312	Carlin Motorsport	18	30:01.121	26.727	0.506	159.3	7	1:38.958	161.0
7	77	RP Motorsport	ITA	Guilherme Samaia	BRA			Dallara F312	RP Motorsport	18	30:03.423	29.029	2.302	159.1	8	1:39.085	160.8
8	11	Campos Racing	ESP	Petru Florescu	ROU			Dallara F312	Campos Racing	18	30:04.976	30.582	1.553	158.9	12	1:39.152	160.7
9	3	RP Motorsport	ITA	Christian Hahn	BRA			Dallara F312	RP Motorsport	18	30:06.134	31.740	1.158	158.8	10	1:39.137	160.7
10	51	RACE	ESP	Aldo Festante	ITA	R	3	Dallara F312	Teo Martin Motorsport	18	30:15.019	40.625	8.885	158.0	13	1:39.742	159.8
11	5	Carlin Motorsport	GBR	Dev Gore	USA	R	4	Dallara F312	Carlin Motorsport	18	30:15.618	41.224	0.599	158.0	17	1:39.683	159.9
12	1	RP Motorsport	ITA	David Schumacher	DEU	R	5	Dallara F312	RP Motorsport	18	30:16.237	41.843	0.619	157.9	14	1:39.341	160.4
Not classified: (Requirements: 75% of number laps of leader = 14 Laps)																	
	58	Drivex School	ESP	Javier Gonzalez	MEX	R	6	Dallara F312	Drivex School	13	21:43.659	5 Laps	5 Laps	158.9	6	1:39.157	160.7

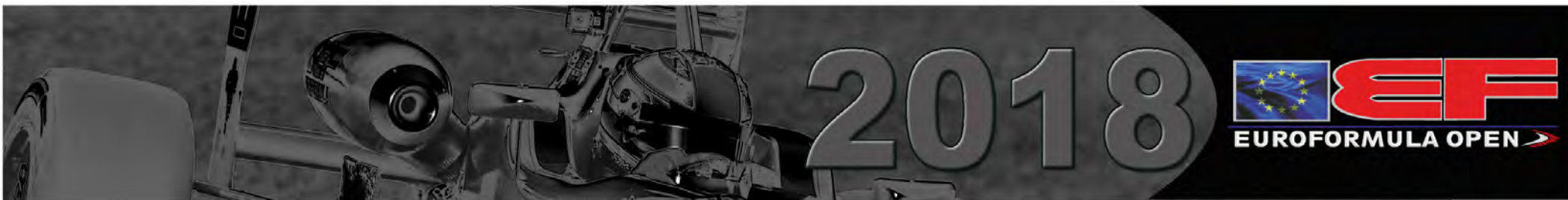
Fastest lap Felipe Drugovich in 1:38.006 at 162.7 Km/h in lap 11

Published at:.....

Track Temp: 37.6 °C Air Temp: 31.1 °C Humidity: 32 % Track Status: DRY

Stewards:	Race Director:	Timekeeper:





Championship Classification

Cls.	Nº	Name	Net	Pts.	Estoril			Paul Ricard			SPA-Francorchamps			Hungaroring			Silverstone			Monza			Jerez			Barcelona													
					Race - 1		Race - 2		Race - 1		Race - 2		Race - 1		Race - 2		Race - 1		Race - 2		Race - 1		Race - 2		Race - 1		Race - 2		Race - 1		Race - 2								
					Q	R	F	Q	R	F	Q	R	F	Q	R	F	Q	R	F	Q	R	F	Q	R	F	Q	R	F	Q	R	F	Q	R	F	Q	R	F	Q	R
1	4	Felipe Drugovich	327	327	1	25	18	1	25	1	1	25	1	1	25	1	1	25	1	1	25	1	1	25	1	1	25	1	1	25	1	1	25	1	1	25	1	1	25
2	10	Bent Viscaal	193	193		10	15		18			6			10			15			18			1	18			18			1	25	1	1			18	18	
3	34	Matheus Iorio	156	156		18	6		15			18			18			8			12			10			6			8			10			12	15		
4	18	Marcos Siebert	146	146		12	25	1	4			8			1	12			15			15			10			12			18			1	12				
5	28	Cameron Das	125	125		15	1	8			8			15			10			10			12			8			15			15			8				
6	8	Lukas Dunner	77	77		8							12			1			2			4			15			10			15			10					
7	77	Guilherme Samaia	68	68		6	4		12			12			15			4			1			1		1			6			6			6				
8	11	Alex Karkosik	66	66			2		6			10					18			8			12			2		8											
9	3	Christian Hahn	27	27					1					8			2						6					6		2		2							
10	21	Calan Williams	25	25									6					8					2		4		1		4										
11	7	Jannes Fittie	22	22		4		12			2		2		2																								
12	51	Aldo Festante	21	21			1		10			1						4									4					1							
13	3	Leonardo Lorandi	20	20																							12		8										
14	15	Yves Baltas	18	18		2											6						4		6														
15	11	Petru Florescu	15	15			1	10																									4						
16	1	Kavlen Frederick	11	11																										10	1								
17	1	Leonard Hoodenboo	9	9									1		6								2																
18	3	Michael Benvahia	9	9		1						4		4																									
19	5	Dev Gore	3	3																								2		1									
20	32	Moritz Müller-Creppo	0	0																																			
21	19	Raul Guzman	0	0																																			



Santísima Trinidad 30, 28010 Madrid
 Tel y Fax 91.448.32.06
 www.cronococa.com
 info@cronococa.com



Juan Bravo 17, 28006 Madrid
 Tel 91.432.27.50
 www.gtssport.es
 info@gtssport.es



Championship Rookie Classification

Cls.	Nº	Name	Net Pts.	Pts.	Estoril		Paul Ricard		SPA-Francorchamps		Hungaroring		Silverstone		Monza		Jerez		Barcelona		
					R1	R2	R1	R2	R1	R2	R1	R2	R1	R2	R1	R2	R1	R2	R1	R2	
1	10	Bent Viscaal	118	118	10	10	10	10	8	10	10	10	10	10	10	10	10				
2	8	Lukas Dunner	82	82	8	6		3	10	6	4	8	8	8	10	3	8				
3	51	Aldo Festante	50	50	3	8	8	6			6	3	4		6		6				
4	15	Yves Baltas	37	37	6			4		3	8	4	6	6							
5	3	Michael Benyahia	26	26	4	4		8	6	4											
6	5	Dev Gore	19	19									3	4	4	4	4				
7	1	Leonard Hoogenboom	18	18					4	8		6									
8	3	Leonardo Lorandi	14	14											8	6					
9	1	Kaylen Frederick	11	11											3	8					
10	19	Raul Guzman	6	6			6														
11	32	Moritz Müller-Creppon	3	3		3															



Championship Teams' Classification

Cls.	Team	Pts.	Estoril		Paul Ricard		SPA-Francorchamps		Hungaroring		Silverstone		Monza		Jerez		Barcelona	
			R1	R2	R1	R2	R1	R2	R1	R2	R1	R2	R1	R2	R1	R2	R1	R2
1	RP Motorsport	147	10	8	14	14	16	10	10	10	10	8	14	13	10			
2	Carlin Motorsport	84	14		6	14	8	3	7	7		6	3	10	6			
3	Teo Martin Motorsport	76	3	6	8		3	6	8	8	8	10		8	8			
4	Campos Racing	64	4	10		3		12	6	6	7	4	8		4			
5	Drivex School	26		4			4				6	3	6		3			
6	Fortec Motorsport	3		3														



Drivers Statistics

Cls.	Nº	Name	Net Points	Points	First Positions	Seconds Positions	Thirds Positions	Race Fastest Laps	Pole Positions	Laps in first place	Km. covered in Race	Km. covered in Practice
1	4	Felipe Drugovich	327	327	11	2		8	8	167	1134.396	2014.074
2	10	Bent Viscaal	193	193	1	6	2	1	3	19	1099.638	2118.407
3	34	Matheus Iorio	156	156		3	2			1	1134.396	2115.713
4	18	Marcos Siebert	146	146	1	1	2	2	1	14	1093.845	2082.872
5	28	Cameron Das	125	125			4	1		6	998.473	2147.477
6	8	Lukas Dunner	77	77			2				1082.014	2111.848
7	77	Guilherme Samaia	68	68			1				1049.745	2043.747
8	11	Alex Karkosik	66	66		1					854.606	1819.245
9	3	Christian Hahn	27	27							1045.579	2048.936
10	21	Calan Williams	25	25							990.430	1992.160
11	7	Jannes Fittje	22	22							523.284	846.522
12	51	Aldo Festante	21	21							920.088	2058.848
13	3	Leonardo Lorandi	20	20							196.962	307.029
14	15	Yves Baltas	18	18							730.464	1549.342
15	11	Petru Florescu	15	15					1	6	200.982	464.202
16	1	Kaylen Frederick	11	11				1			185.376	347.580
17	1	Leonard Hoogenboom	9	9							294.252	709.414
18	3	Michael Benyahia	9	9							435.654	934.682
19	5	Dev Gore	3	3							453.396	1038.326
20	32	Moritz Müller-Creppon	0	0							158.916	259.284
21	19	Raul Guzman	0	0							175.260	251.206



Drivers Performance

Cls.	Nº	Name	Net Pts.	Pts.	Estoril		Paul Ricard		SPA-Francorchamps		Hungaroring		Silverstone		Monza		Jerez		Barcelona	
					R1	R2	R1	R2	R1	R2	R1	R2	R1	R2	R1	R2	R1	R2	R1	R2
1	4	Felipe Drugovich	327	327	1-1	3-2	1-1	1-1	1-1	1-1	1-1	2-1	1-1	2-2	3-1	1-1	2-1			
2	10	Bent Viscaal	193	193	4-5	6-3	2-2	2-7	10-5	3-3	2-2	1-2	2-2	1-1	1-NC	2-2	3-2			
3	34	Matheus Iorio	156	156	2-2	11-7	3-3	3-2	6-2	8-6	8-4	5-5	10-7	7-6	7-5	4-4	4-3			
4	18	Marcos Siebert	146	146	3-4	2-1	12-8	10-6	3-11	4-4	4-3	6-3	7-5	4-4	2-2	8-NC	1-4			
5	28	Cameron Das	125	125	6-3	5-6	10-6	5-3	2-NC	10-5	7-5	3-4	6-6	3-3	10-NC	6-3	6-6			
6	8	Lukas Dunner	77	77	9-6	10-12	6-NC	11-14	7-4	5-10	9-9	4-8	3-3	6-5	4-3	10-12	5-5			
7	77	Guilherme Samaia	68	68	5-7	8-8	4-4	4-4	9-3	6-8	6-NC	9-10	8-10	9-10	14-11	5-7	8-7			
8	11	Alex Karkosik	66	66	11-13	15-9	15-7	6-5	5-NP	2-2	5-NC	10-6	4-4	11-9	8-6	7-11	NP-NP			
9	3	Christian Hahn	27	27	13-12	NP-NC	13-10	13-11	13-6	12-9	13-NC	8-7	12-13	12-11	13-7	14-9	9-9			
10	21	Calan Williams	25	25	10-14	9-11	8-NC	9-12	8-7	9-14	11-6	11-11	5-9	5-8	5-10	3-8	NP-NP			
11	7	Jannes Fittje	22	22	7-8	4-4	11-9	8-9	4-9	7-12	NP-NP	NP-NP	NP-NP	NP-NP	NP-NP	NP-NP				
12	51	Aldo Festante	21	21	12-11	7-10	7-5	7-10	15-NP	15-15	12-8	13-13	11-11	10-NC	12-8	13-NC	11-10			
13	3	Leonardo Lorandi	20	20	NP-NP	NP-NP	NP-NP	NP-NP	NP-NP	NP-NP	NP-NP	NP-NP	NP-NP	NP-NP	6-4	9-6	NP-NP			
14	15	Yves Baltas	18	18	14-9	14-15	14-NC	15-13	14-NP	14-13	3-7	12-12	9-8	8-7	NP-NP	NP-NP	NP-NP			
15	11	Petru Florescu	15	15	8-NC	1-5	NP-NP	NP-NP	NP-NP	NP-NP	NP-NP	NP-NP	NP-NP	NP-NP	NP-NP	NP-NP	7-8			
16	1	Kaylen Frederick	11	11	NP-NP	NP-NP	NP-NP	NP-NP	NP-NP	NP-NP	NP-NP	NP-NP	NP-NP	NP-NP	9-12	11-5	NP-NP			
17	1	Leonard Hoogenboom	9	9	NP-NP	NP-NP	NP-NP	NP-NP	11-10	13-7	10-NC	7-9	NP-NP	NP-NP	NP-NP	NP-NP				
18	3	Michael Benyahia	9	9	15-10	13-13	5-NP	12-8	12-8	11-11	NP-NP	NP-NP	NP-NP	NP-NP	NP-NP	NP-NP				
19	5	Dev Gore	3	3	NP-NP	NP-NP	NP-NP	NP-NP	NP-NP	NP-NP	NP-NP	NP-NP	13-12	13-12	11-9	12-10	10-11			
20	32	Moritz Müller-Creppon	0	0	16-15	12-14	NP-NP	NP-NP	NP-NP	NP-NP	NP-NP	NP-NP	NP-NP	NP-NP	NP-NP	NP-NP				
21	19	Raul Guzman	0	0	NP-NP	NP-NP	9-11	14-15	NP-NP	NP-NP	NP-NP	NP-NP	NP-NP	NP-NP	NP-NP	NP-NP				



Santísima Trinidad 30, 28010 Madrid
 Tel y Fax 91.448.32.06
 www.cronococa.com
 info@cronococa.com



Juan Bravo 17, 28006 Madrid
 Tel 91.432.27.50
 www.gtsport.es
 info@gtsport.es



CAMPEONATO DE ESPAÑA DE F3

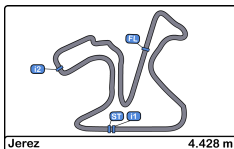
Championship Classification

Cls.	Nº	Name	Pts.	Estoril						Jerez						Barcelona					
				Race - 1			Race - 2			Race - 1			Race - 2			Race - 1			Race - 2		
				Q	R	FL	Q	R	FL	Q	R	FL	Q	R	FL	Q	R	FL	Q	R	FL
1	4	Felipe Drugovich	79	1	25			25	1	1	25	1									
2	10	Bent Viscaal	48		12			18			18										
3	34	Matheus Iorio	41		18			8			15										
4	28	Cameron Das	36		15	1		10			10										
5	8	Lukas Dunner	22		10						12										
6	77	Guilherme Samaia	22		8			6			8										
7	7	Jannes Fittje	21		6			15													
8	19	Petru Florescu	13				1	12													
9	51	Aldo Festante	8		2			2			4										
10	3	Christian Hahn	7		1						6										
11	1	Alex Karkosik	4					4													
12	3	Michael Benyahia	4		4																
13	1	David Schumacher	2								2										
14	21	Calan Williams	1					1													
15	58	Javier Gonzalez	0																		
16	32	Moritz Müller-Creppon	0																		

CAMPEONATO DE ESPAÑA DE F3

Championship Teams' Classification

Cls.	Team	Pts.	Estoril		Jerez		Barcelona	
			R1	R2	R1	R2	R1	R2
1	RP Motorsport	30	10	10	10			
2	Carlin Motorsport	26	14	3	9			
3	Teo Martin Motorsport	20	4	8	8			
4	Drivex School	13	3	6	4			
5	Fortec Motorsport	4		4				



Circuito de Jerez
Euroformula Open
Qualifying - 2
Provisional Results



Clas	Nº	Entrant	Nat	Driver	Nat	Cat	Clas	Chassis	Team	Laps	Best	Time	Gap	Interval	Km/h
1	4	RP Motorsport	ITA	Felipe Drugovich	BRA			Dallara F312	RP Motorsport	12	11	1:35.576			166.7
2	10	RACE	ESP	Bent Viscaal	NLD	R	1	Dallara F312	Teo Martin Motorsport	13	12	1:35.689	0.113	0.113	166.5
3	18	Campos Racing	ESP	Marcos Siebert	ARG			Dallara F312	Campos Racing	13	12	1:36.129	0.553	0.440	165.8
4	28	Carlin Motorsport	GBR	Cameron Das	USA			Dallara F312	Carlin Motorsport	12	12	1:36.163	0.587	0.034	165.7
5	58	Drivex School	ESP	Javier Gonzalez	MEX	R	2	Dallara F312	Drivex School	13	13	1:36.228	0.652	0.065	165.6
6	34	Carlin Motorsport	GBR	Matheus Iorio	BRA			Dallara F312	Carlin Motorsport	12	10	1:36.239	0.663	0.011	165.6
7	8	Drivex School	ESP	Lukas Dunner	AUT	R	3	Dallara F312	Drivex School	13	12	1:36.325	0.749	0.086	165.4
8	11	Campos Racing	ESP	Petru Florescu	ROU			Dallara F312	Campos Racing	12	11	1:36.328	0.752	0.003	165.4
9	51	RACE	ESP	Aldo Festante	ITA	R	4	Dallara F312	Teo Martin Motorsport	16	15	1:36.600	1.024	0.272	165.0
10	1	RP Motorsport	ITA	David Schumacher	DEU	R	5	Dallara F312	RP Motorsport	14	13	1:36.614	1.038	0.014	164.9
11	3	RP Motorsport	ITA	Christian Hahn	BRA			Dallara F312	RP Motorsport	15	13	1:36.848	1.272	0.234	164.5
12	77	RP Motorsport	ITA	Guilherme Samaia	BRA			Dallara F312	RP Motorsport	14	14	1:37.066	1.490	0.218	164.2
13	5	Carlin Motorsport	GBR	Dev Gore	USA	R	6	Dallara F312	Carlin Motorsport	15	13	1:37.083	1.507	0.017	164.1

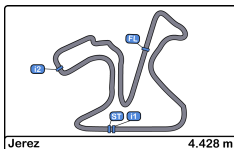
LAP TIME CAR 4 1:36.370 DELETED TRACK LIMITS T1
 LAP TIME CAR 1 1:37.113 DELETED TRACK LIMITS T1
 LAP TIME CAR 51 1:37.346 DELETED TRACK LIMITS T1 AND T10
 LAP TIME CAR 51 1:36.624 DELETED TRACK LIMITS T1
 LAP TIME CAR 77 1:36.912 DELETED TRACK LIMITS T1

Published at:.....

Track Temp: 24.2 °C Air Temp: 22.6 °C Humidity: 84 % Track Status: DRY

Stewards:	Race Director:	Timekeeper:





Circuito de Jerez
Euroformula Open
Qualifying - 2
Provisional Results by Class



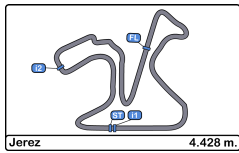
Clas	Nº	Entrant	Nat	Driver	Nat	Cat	Clas	Chassis	Team	Laps	Best	Time	Gap	Interval	Km/h
1	4	RP Motorsport	ITA	Felipe Drugovich	BRA			Dallara F312	RP Motorsport	12	11	1:35.576			166.7
2	18	Campos Racing	ESP	Marcos Siebert	ARG			Dallara F312	Campos Racing	13	12	1:36.129	0.553	0.553	165.8
3	28	Carlin Motorsport	GBR	Cameron Das	USA			Dallara F312	Carlin Motorsport	12	12	1:36.163	0.587	0.034	165.7
4	34	Carlin Motorsport	GBR	Matheus Iorio	BRA			Dallara F312	Carlin Motorsport	12	10	1:36.239	0.663	0.076	165.6
5	11	Campos Racing	ESP	Petru Florescu	ROU			Dallara F312	Campos Racing	12	11	1:36.328	0.752	0.089	165.4
6	3	RP Motorsport	ITA	Christian Hahn	BRA			Dallara F312	RP Motorsport	15	13	1:36.848	1.272	0.520	164.5
7	77	RP Motorsport	ITA	Guilherme Samaia	BRA			Dallara F312	RP Motorsport	14	14	1:37.066	1.490	0.218	164.2
Rookie															
1	10	RACE	ESP	Bent Viscaal	NLD	R	1	Dallara F312	Teo Martin Motorsport	13	12	1:35.689			166.5
2	58	Drivex School	ESP	Javier Gonzalez	MEX	R	2	Dallara F312	Drivex School	13	13	1:36.228	0.539	0.539	165.6
3	8	Drivex School	ESP	Lukas Dunner	AUT	R	3	Dallara F312	Drivex School	13	12	1:36.325	0.636	0.097	165.4
4	51	RACE	ESP	Aldo Festante	ITA	R	4	Dallara F312	Teo Martin Motorsport	16	15	1:36.600	0.911	0.275	165.0
5	1	RP Motorsport	ITA	David Schumacher	DEU	R	5	Dallara F312	RP Motorsport	14	13	1:36.614	0.925	0.014	164.9
6	5	Carlin Motorsport	GBR	Dev Gore	USA	R	6	Dallara F312	Carlin Motorsport	15	13	1:37.083	1.394	0.469	164.1

Published at:.....

Track Temp: 24.2 °C Air Temp: 22.6 °C Humidity: 84 % Track Status: DRY

Stewards:	Race Director:	Timekeeper: 
-----------	----------------	---------------------------------------------------------------------------------------------------





Circuito de Jerez
Euroformula Open
Qualifying - 2
Lap Analysis



1 David Schumacher R Dallara F312 **5** Dev Gore R Dallara F312
 RP Motorsport Carlin Motorsport

Lap	D	Time	Sector 1	Sector 2	Sector 3	T. Spd	Elapsed	Lap	D	Time	Sector 1	Sector 2	Sector 3	T. Spd	Elapsed
1		10:00:27.149 P			10:00:27.149		10:00:27.149	1		10:00:19.780 P			10:00:19.780		10:00:19.780
2		1:51.455	45.543	29.191	36.721	179.7	10:02:18.604	2		1:51.414	43.338	29.023	39.053	204.9	10:02:11.194
3		1:41.024	38.043	27.461	35.520	207.2	10:03:59.628	3		1:41.248	38.591	27.145	35.512	209.3	10:03:52.442
4		3:54.839 P	37.674	26.961	2:50.204	208.8	10:07:54.467	4		1:38.984	37.532	27.089	34.363	210.5	10:05:31.426
5		1:51.002	46.459	29.088	35.455	204.1	10:09:45.469	5		3:05.539 P	37.505	27.017	2:01.017	209.3	10:08:36.965
6		1:39.243	37.202	26.652	35.389	208.8	10:11:24.712	6		1:45.682	42.803	28.171	34.708	205.7	10:10:22.647
7		1:37.113	37.071	26.323	33.719	209.3	10:13:01.825	7		1:37.316	36.971	26.516	33.829	209.3	10:11:59.963
8		1:39.169	37.518	26.883	34.768	202.2	10:14:40.994	8		1:37.219	36.762	26.611	33.846	210.5	10:13:37.182
9		8:02.179 P	37.271	26.651	6:58.257	208.4	10:22:43.173	9		1:51.427	37.123	34.546	39.758	210.5	10:15:28.609
10		1:49.353	46.040	27.889	35.424	196.0	10:24:32.526	10		6:46.124 P	37.120	26.487	5:42.517	209.7	10:22:14.733
11		1:39.804	37.775	27.174	34.855	209.3	10:26:12.330	11		1:48.432	43.250	30.002	35.180	203.3	10:24:03.165
12		1:36.891	36.875	26.414	33.602	210.9	10:27:49.221	12		1:41.631	37.039	28.499	36.093	210.9	10:25:44.796
13		1:36.614	36.673	26.241	33.700	211.3	10:29:25.835	13		1:37.083	36.763	26.467	33.853	212.1	10:27:21.879
14		1:37.248	36.849	26.523	33.876	210.5	10:31:03.083	14		1:43.030	36.786	30.683	35.561	209.3	10:29:04.909
15		49.991	32.035		143.4			15		1:37.470	36.953	26.560	33.957	211.3	10:30:42.379
								16		42.760	31.176		173.0		

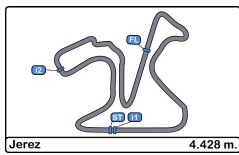
3 Christian Hahn Dallara F312 **8** Lukas Dunner R Dallara F312
 RP Motorsport Drivex School

Lap	D	Time	Sector 1	Sector 2	Sector 3	T. Spd	Elapsed	Lap	D	Time	Sector 1	Sector 2	Sector 3	T. Spd	Elapsed
1		10:00:36.552 P			10:00:36.552		10:00:36.552	1		10:01:14.085 P			10:01:14.085		10:01:14.085
2		1:51.041	45.080	29.514	36.447	190.8	10:02:27.593	2		1:48.212	43.871	28.732	35.609	200.3	10:03:02.297
3		1:41.033	38.527	27.318	35.188	206.5	10:04:08.626	3		1:39.062	37.807	27.217	34.038	208.8	10:04:41.359
4		3:58.383 P	37.811	27.401	2:53.171	210.1	10:08:07.009	4		1:37.410	36.800	26.577	34.033	211.3	10:06:18.769
5		1:47.721	44.837	27.931	34.953	206.1	10:09:54.730	5		1:37.717	37.050	26.651	34.016	209.7	10:07:56.486
6		1:40.323	38.300	27.250	34.773	206.8	10:11:35.053	6		2:02.186	43.530	34.187	44.469	151.0	10:09:58.672
7		1:37.432	36.994	26.499	33.939	210.9	10:13:12.485	7		1:40.528	38.560	27.462	34.506	200.0	10:11:39.200
8		1:41.143	37.453	27.686	36.004	200.0	10:14:53.628	8		11:30.686 P	37.452	26.991	10:26.243	208.0	10:23:09.886
9		1:37.902	37.035	26.630	34.237	212.5	10:16:31.530	9		1:55.970	46.896	30.464	38.610	188.1	10:25:05.856
10		6:20.406 P	37.415	26.992	5:15.999	210.1	10:22:51.936	10		1:41.102	38.818	27.940	34.344	203.7	10:26:46.958
11		1:47.035	44.815	27.860	34.360	194.5	10:24:38.971	11		1:36.581	36.584	26.190	33.807	211.7	10:28:23.539
12		1:39.468	36.974	26.693	35.801	212.1	10:26:18.439	12		1:36.325	36.577	26.014	33.734	213.0	10:29:59.864
13		1:36.848	36.663	26.313	33.872	213.4	10:27:55.287	13		1:36.522	36.602	26.170	33.750	212.1	10:31:36.386
14		1:36.892	36.790	26.257	33.845	213.4	10:29:32.179	14		44.700	32.328		186.8		
15		1:36.906	36.800	26.302	33.804	213.8	10:31:09.085								
16		42.447	26.945		194.9										

4 Felipe Drugovich Dallara F312 **10** Bent Viscaal R Dallara F312
 RP Motorsport Teo Martin Motorsport

Lap	D	Time	Sector 1	Sector 2	Sector 3	T. Spd	Elapsed	Lap	D	Time	Sector 1	Sector 2	Sector 3	T. Spd	Elapsed
1		10:00:24.189 P			10:00:24.189		10:00:24.189	1		10:00:06.252 P			10:00:06.252		10:00:06.252
2		1:51.333	46.530	29.433	35.370	201.1	10:02:15.522	2		1:48.317	46.047	27.619	34.651	204.9	10:01:54.569
3		1:40.889	38.671	27.616	34.602	209.7	10:03:56.411	3		1:38.743	37.371	26.573	34.799	209.3	10:03:33.312
4		3:55.329 P	37.976	27.156	2:50.197	210.1	10:07:51.740	4		3:54.634 P	37.224	26.731	2:50.679	209.3	10:07:27.946
5		1:50.520	48.053	28.284	34.183	204.9	10:09:42.260	5		1:58.442	47.489	30.567	40.386	201.1	10:09:26.388
6		1:36.370	36.601	25.987	33.782	210.1	10:11:18.630	6		1:46.130	43.236	26.983	35.911	201.8	10:11:12.518
7		1:36.209	36.595	26.137	33.477	211.3	10:12:54.839	7		1:36.147	36.758	26.119	33.270	211.7	10:12:48.665
8		10:46.099 P	37.167	27.161	9:41.771	210.1	10:23:40.938	8		1:36.151	36.606	26.202	33.343	211.3	10:14:24.816
9		1:58.129	50.630	30.643	36.856	194.5	10:25:39.067	9		9:40.672 P	36.616	26.307	8:37.749	210.9	10:24:05.488
10		1:38.091	37.870	26.527	33.694	209.3	10:27:17.158	10		2:02.212	48.212	31.967	42.033	202.6	10:26:07.700
11		1:35.576	36.213	26.018	33.345	213.0	10:28:52.734	11		1:39.066	38.871	26.507	33.688	205.3	10:27:46.766
12		1:36.004	36.483	26.044	33.477	212.5	10:30:28.738	12		1:35.689	36.512	25.850	33.327	212.5	10:29:22.455
13			42.016	32.162	177.3			13		1:35.984	36.428	26.170	33.386	212.5	10:30:58.439
								14			55.087	50.776		100.1	





Circuito de Jerez
Euroformula Open
Qualifying - 2
Lap Analysis



11 Petru Florescu Dallara F312 **34** Matheus Iorio Dallara F312
 Campos Racing Carlin Motorsport

Lap	D	Time	Sector 1	Sector 2	Sector 3	T. Spd	Elapsed	Lap	D	Time	Sector 1	Sector 2	Sector 3	T. Spd	Elapsed
1		10:00:21.381 P			10:00:21.381		10:00:21.381	1		10:00:17.913 P			10:00:17.913		10:00:17.913
2		1:52.291	44.223	28.370	39.698	204.1	10:02:13.672	2		1:51.321	44.096	29.545	37.680	205.7	10:02:09.234
3		7:12.054 P	1:13.193	26.786	5:32.075	208.0	10:09:25.726	3		1:38.934	37.727	26.909	34.298	209.3	10:03:48.168
4		1:54.222	47.629	29.068	37.525	201.4	10:11:19.948	4		4:59.196 P	37.382	26.714	3:55.100	209.7	10:08:47.364
5		1:46.130	39.011	31.129	35.990	206.1	10:13:06.078	5		1:51.651	47.757	29.344	34.550	180.0	10:10:39.015
6		1:37.093	36.958	26.361	33.774	211.7	10:14:43.171	6		1:36.659	36.877	26.290	33.492	210.1	10:12:15.674
7		1:37.099	36.909	26.277	33.913	213.0	10:16:20.270	7		1:36.525	36.705	26.298	33.522	210.1	10:13:52.199
8		7:02.379 P	37.125	26.507	5:58.747	211.3	10:23:22.649	8		8:39.202 P	37.085	26.588	7:35.529	209.7	10:22:31.401
9		1:49.771	44.937	28.669	36.165	201.8	10:25:12.420	9		1:47.447	44.619	27.930	34.898	203.3	10:24:18.848
10		1:41.854	38.958	27.655	35.241	192.1	10:26:54.274	10		1:36.239	36.624	26.197	33.418	211.7	10:25:55.087
11		1:36.328	36.566	26.230	33.532	211.3	10:28:30.602	11		1:36.553	36.712	26.159	33.682	211.3	10:27:31.640
12		1:36.361	36.559	26.094	33.708	213.0	10:30:06.963	12		1:36.501	36.617	26.160	33.724	211.7	10:29:08.141
13			39.366	28.025		206.5		13			40.338	28.902		174.4	

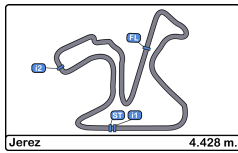
18 Marcos Siebert Dallara F312 **51** Aldo Festante R Dallara F312
 Campos Racing Teo Martin Motorsport

Lap	D	Time	Sector 1	Sector 2	Sector 3	T. Spd	Elapsed	Lap	D	Time	Sector 1	Sector 2	Sector 3	T. Spd	Elapsed
1		10:00:12.551 P			10:00:12.551		10:00:12.551	1		10:00:32.783 P			10:00:32.783		10:00:32.783
2		1:50.653	48.258	27.691	34.704	190.1	10:02:03.204	2		1:49.640	46.597	28.188	34.855	202.2	10:02:22.423
3		1:46.378	45.730	26.633	34.015	210.5	10:03:49.582	3		1:39.580	37.878	27.254	34.448	206.1	10:04:02.003
4		6:11.545 P	41.964	26.870	5:02.711	211.7	10:10:01.127	4		1:39.430	37.876	27.171	34.383	209.7	10:05:41.433
5		1:49.797	46.504	28.453	34.840	185.5	10:11:50.924	5		1:38.501	37.530	26.890	34.081	210.5	10:07:19.934
6		1:40.418	38.252	27.735	34.431	189.1	10:13:31.342	6		3:37.007 P	38.119	27.564	2:31.324	208.4	10:10:56.941
7		1:36.628	36.929	26.159	33.540	209.3	10:15:07.970	7		1:56.623	48.148	32.881	35.594	198.8	10:12:53.564
8		1:36.373	36.745	26.105	33.523	212.1	10:16:44.343	8		1:42.002	40.182	27.346	34.474	208.4	10:14:35.566
9		6:31.502 P	37.735	27.557	5:26.210	210.1	10:23:15.845	9		1:37.613	36.822	26.700	34.091	209.3	10:16:13.179
10		1:48.060	45.611	27.251	35.198	207.2	10:25:03.905	10		1:37.346	36.983	26.602	33.761	209.7	10:17:50.525
11		1:39.531	37.818	26.893	34.820	208.8	10:26:43.436	11		4:48.850 P	37.657	27.524	3:43.669	208.0	10:22:39.375
12		1:36.129	36.630	26.083	33.416	212.1	10:28:19.565	12		1:51.103	46.068	29.093	35.942	204.9	10:24:30.478
13		1:36.208	36.567	26.067	33.574	211.3	10:29:55.773	13		1:49.982	39.476	30.468	40.038	151.0	10:26:20.460
14			36.570	26.197		211.7		14		1:36.624	36.740	26.329	33.555	212.5	10:27:57.084
15		1:36.600						15		1:36.600	36.657	26.299	33.644	213.8	10:29:33.684
16		1:37.087						16		1:37.087	36.739	26.476	33.872	213.4	10:31:10.771
17								17			43.046	32.779		137.7	

28 Cameron Das Dallara F312 **58** Javier Gonzalez R Dallara F312
 Carlin Motorsport Drivex School

Lap	D	Time	Sector 1	Sector 2	Sector 3	T. Spd	Elapsed	Lap	D	Time	Sector 1	Sector 2	Sector 3	T. Spd	Elapsed
1		10:00:17.096 P			10:00:17.096		10:00:17.096	1		10:00:28.190 P			10:00:28.190		10:00:28.190
2		1:49.678	44.556	27.977	37.145	204.5	10:02:06.774	2		2:01.658	51.057	31.455	39.146	171.1	10:02:29.848
3		1:38.055	37.334	26.701	34.020	210.1	10:03:44.829	3		1:44.870	41.588	29.110	34.172	177.3	10:04:14.718
4		3:51.045 P	37.068	26.549	2:47.428	210.9	10:07:35.874	4		1:36.733	36.632	26.206	33.895	213.4	10:05:51.451
5		1:46.665	43.921	27.949	34.795	166.4	10:09:22.539	5		1:36.596	36.644	26.157	33.795	213.8	10:07:28.047
6		1:39.089	37.940	26.894	34.255	205.7	10:11:01.628	6		1:49.157	43.871	30.433	34.853	198.1	10:09:17.204
7		1:36.416	36.619	26.172	33.625	211.3	10:12:38.044	7		1:36.659	36.693	26.229	33.737	213.0	10:10:53.863
8		9:32.945 P	36.722	26.170	8:30.053	210.9	10:22:10.989	8		11:08.578 P	36.834	26.373	10:05.371	211.7	10:22:02.441
9		1:49.107	44.950	28.821	35.336	179.7	10:24:00.096	9		1:58.931	50.265	31.060	37.606	176.1	10:24:01.372
10		1:42.640	38.169	27.597	36.874	197.8	10:25:42.736	10		1:47.657	39.344	29.645	38.668	174.1	10:25:49.029
11		1:36.174	36.614	26.041	33.519	213.4	10:27:18.910	11		1:36.247	36.574	26.163	33.510	212.5	10:27:25.276
12		1:36.163	36.477	26.049	33.637	214.7	10:28:55.073	12		1:46.598	40.474	31.493	34.631	204.9	10:29:11.874
13			36.553	26.293		213.8		13		1:36.228	36.569	26.120	33.539	212.1	10:30:48.102
14								14			43.811	31.342		199.2	





Circuito de Jerez
Euroformula Open
Qualifying - 2
Lap Analysis



77

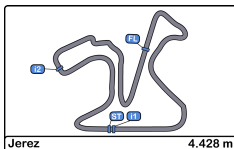
Guilherme Samaia

Dallara F312

RP Motorsport

Lap	D	Time	Sector 1	Sector 2	Sector 3	T. Spd	Elapsed
1		10:00:25.442 P			10:00:25.442		10:00:25.442
2		1:50.980	46.267	29.482	35.231	198.1	10:02:16.422
3		1:41.994	38.861	28.344	34.789	208.4	10:03:58.416
4		4:11.102 P	37.929	27.260	3:05.913	210.1	10:08:09.518
5		1:52.117	45.855	29.519	36.743	205.3	10:10:01.635
6		1:43.757	38.524	27.890	37.343	206.5	10:11:45.392
7		1:37.314	36.971	26.568	33.775	209.3	10:13:22.706
8		1:37.499	37.006	26.592	33.901	208.4	10:15:00.205
9		1:37.567	37.112	26.665	33.790	209.7	10:16:37.772
10		6:48.278 P	38.135	27.805	5:42.338	208.4	10:23:26.050
11		1:51.479	46.315	28.909	36.255	202.6	10:25:17.529
12		1:42.667	37.924	27.468	37.275	208.0	10:27:00.196
13		1:36.912	36.848	26.407	33.657	210.1	10:28:37.108
14		1:37.066	36.839	26.473	33.754	210.5	10:30:14.174
15			39.851	29.670		206.8	



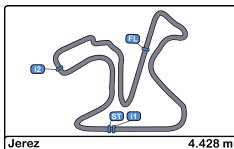


Circuito de Jerez
Euroformula Open
Qualifying - 2
Best Sectors Results



Sector - 1				Sector - 2				Sector - 3				Ideal Lap vs Best Lap				
Clas	Nº	Driver	Time	Nº	Driver	Time	Nº	Driver	Time	Clas	Nº	Driver	Ideal Lap	Best Lap	Clas	
1	4	Felipe Drugovich	36.213	10	Bent Viscaal	25.850	10	Bent Viscaal	33.270	1	4	Felipe Drugovich	1:35.545	1:35.576	1	
2	10	Bent Viscaal	36.428	4	Felipe Drugovich	25.987	4	Felipe Drugovich	33.345	2	10	Bent Viscaal	1:35.548	1:35.689	2	
3	28	Cameron Das	36.477	8	Lukas Dunner	26.014	18	Marcos Siebert	33.416	3	28	Cameron Das	1:36.037	1:36.163	4	
4	11	Petru Florescu	36.559	28	Cameron Das	26.041	34	Matheus Iorio	33.418	4	18	Marcos Siebert	1:36.050	1:36.129	3	
5	18	Marcos Siebert	36.567	18	Marcos Siebert	26.067	58	Javier Gonzalez	33.510	5	11	Petru Florescu	1:36.185	1:36.328	8	
6	58	Javier Gonzalez	36.569	11	Petru Florescu	26.094	28	Cameron Das	33.519	6	34	Matheus Iorio	1:36.194	1:36.239	6	
7	8	Lukas Dunner	36.577	58	Javier Gonzalez	26.120	11	Petru Florescu	33.532	7	58	Javier Gonzalez	1:36.199	1:36.228	5	
8	34	Matheus Iorio	36.617	34	Matheus Iorio	26.159	51	Aldo Festante	33.555	8	8	Lukas Dunner	1:36.325	1:36.325	7	
9	51	Aldo Festante	36.657	1	David Schumacher	26.241	1	David Schumacher	33.602	9	51	Aldo Festante	1:36.511	1:36.600	9	
10	3	Christian Hahn	36.663	3	Christian Hahn	26.257	77	Guilherme Samaia	33.657	10	1	David Schumacher	1:36.516	1:36.614	10	
11	1	David Schumacher	36.673	51	Aldo Festante	26.299	8	Lukas Dunner	33.734	11	3	Christian Hahn	1:36.724	1:36.848	11	
12	5	Dev Gore	36.762	77	Guilherme Samaia	26.407	3	Christian Hahn	33.804	12	77	Guilherme Samaia	1:36.903	1:37.066	12	
13	77	Guilherme Samaia	36.839	5	Dev Gore	26.467	5	Dev Gore	33.829	13	5	Dev Gore	1:37.058	1:37.083	13	



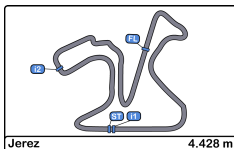


Circuito de Jerez
Euroformula Open
Qualifying - 2
Best 5 Lap Times



Cls	Nº	Entrant	Nat	Driver	Nat	Cat	Cls	Chassis	Team	Best 1		Best 2		Best 3		Best 4		Best 5	
										Time	Lap	Time	Lap	Time	Lap	Time	Lap	Time	Lap
1	4	RP Motorsport	ITA	Felipe Drugovich	BRA			Dallara F312	RP Motorsport	1:35.576	11	1:36.004	12	1:36.209	7	1:38.091	10	1:40.889	3
2	10	RACE	ESP	Bent Viscaal	NLD	R	1	Dallara F312	Teo Martin Motorsport	1:35.689	12	1:35.984	13	1:36.147	7	1:36.151	8	1:38.743	3
3	18	Campos Racing	ESP	Marcos Siebert	ARG			Dallara F312	Campos Racing	1:36.129	12	1:36.208	13	1:36.373	8	1:36.628	7	1:39.531	11
4	28	Carlin Motorsport	GBR	Cameron Das	USA			Dallara F312	Carlin Motorsport	1:36.163	12	1:36.174	11	1:36.416	7	1:38.055	3	1:39.089	6
5	58	Drivex School	ESP	Javier Gonzalez	MEX	R	2	Dallara F312	Drivex School	1:36.228	13	1:36.247	11	1:36.596	5	1:36.659	7	1:36.733	4
6	34	Carlin Motorsport	GBR	Matheus Iorio	BRA			Dallara F312	Carlin Motorsport	1:36.239	10	1:36.501	12	1:36.525	7	1:36.553	11	1:36.659	6
7	8	Drivex School	ESP	Lukas Dunner	AUT	R	3	Dallara F312	Drivex School	1:36.325	12	1:36.522	13	1:36.581	11	1:37.410	4	1:37.717	5
8	11	Campos Racing	ESP	Petru Florescu	ROU			Dallara F312	Campos Racing	1:36.328	11	1:36.361	12	1:37.093	6	1:37.099	7	1:41.854	10
9	51	RACE	ESP	Aldo Festante	ITA	R	4	Dallara F312	Teo Martin Motorsport	1:36.600	15	1:37.087	16	1:37.613	9	1:38.501	5	1:39.430	4
10	1	RP Motorsport	ITA	David Schumacher	DEU	R	5	Dallara F312	RP Motorsport	1:36.614	13	1:36.891	12	1:37.248	14	1:39.169	8	1:39.243	6
11	3	RP Motorsport	ITA	Christian Hahn	BRA			Dallara F312	RP Motorsport	1:36.848	13	1:36.892	14	1:36.906	15	1:37.432	7	1:37.902	9
12	77	RP Motorsport	ITA	Guilherme Samaia	BRA			Dallara F312	RP Motorsport	1:37.066	14	1:37.314	7	1:37.499	8	1:37.567	9	1:41.994	3
13	5	Carlin Motorsport	GBR	Dev Gore	USA	R	6	Dallara F312	Carlin Motorsport	1:37.083	13	1:37.219	8	1:37.316	7	1:37.470	15	1:38.984	4



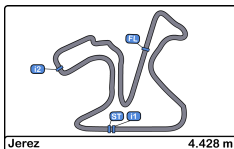


Circuito de Jerez
Euroformula Open
Qualifying - 2
Best 5 Top Speeds



Cls	Nº	Entrant	Nat	Driver	Nat	Cat	Cls	Chassis	Team	Top 1		Top 2		Top 3		Top 4		Top 5		Avg
										Km/h	Lap	Km/h	Lap	Km/h	Lap	Km/h	Lap	Km/h	Lap	
1	28	Carlin Motorsport	GBR	Cameron Das	USA			Dallara F312	Carlin Motorsport	214.7	12	213.8	13	213.4	11	211.3	7	210.9	4	212.8
2	3	RP Motorsport	ITA	Christian Hahn	BRA			Dallara F312	RP Motorsport	213.8	15	213.4	13	213.4	14	212.5	9	212.1	12	213.1
3	51	RACE	ESP	Aldo Festante	ITA	R	1	Dallara F312	Teo Martin Motorsport	213.8	15	213.4	16	212.5	14	210.5	5	209.7	4	212.0
4	58	Drivex School	ESP	Javier Gonzalez	MEX	R	2	Dallara F312	Drivex School	213.8	5	213.4	4	213.0	7	212.5	11	212.1	13	213.0
5	4	RP Motorsport	ITA	Felipe Drugovich	BRA			Dallara F312	RP Motorsport	213.0	11	212.5	12	211.3	7	210.1	4	210.1	6	211.4
6	8	Drivex School	ESP	Lukas Dunner	AUT	R	3	Dallara F312	Drivex School	213.0	12	212.1	13	211.7	11	211.3	4	209.7	5	211.6
7	11	Campos Racing	ESP	Petru Florescu	ROU			Dallara F312	Campos Racing	213.0	7	213.0	12	211.7	6	211.3	8	211.3	11	212.1
8	10	RACE	ESP	Bent Viscaal	NLD	R	4	Dallara F312	Teo Martin Motorsport	212.5	12	212.5	13	211.7	7	211.3	8	210.9	9	211.8
9	5	Carlin Motorsport	GBR	Dev Gore	USA	R	5	Dallara F312	Carlin Motorsport	212.1	13	211.3	15	210.9	12	210.5	4	210.5	8	211.1
10	18	Campos Racing	ESP	Marcos Siebert	ARG			Dallara F312	Campos Racing	212.1	8	212.1	12	211.7	4	211.7	14	211.3	13	211.8
11	34	Carlin Motorsport	GBR	Matheus Iorio	BRA			Dallara F312	Carlin Motorsport	211.7	10	211.7	12	211.3	11	210.1	6	210.1	7	211.0
12	1	RP Motorsport	ITA	David Schumacher	DEU	R	6	Dallara F312	RP Motorsport	211.3	13	210.9	12	210.5	14	209.3	7	209.3	11	210.2
13	77	RP Motorsport	ITA	Guilherme Samaia	BRA			Dallara F312	RP Motorsport	210.5	14	210.1	4	210.1	13	209.7	9	209.3	7	209.9



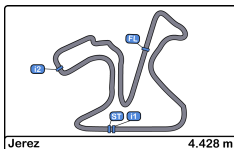


Circuito de Jerez
Euroformula Open
Qualifying - 2
Fastest Laps Sequence



Lap	Time of Day	Session Time	Nº	Entrant	Nat	Driver	Nat	Cat	Chassis	Team	Time	Km/h
2	10:01:54.569	1:54.569	10	RACE	ESP	Bent Viscaal	NLD	R	Dallara F312	Teo Martin Motorsport	1:48.317	147.1
2	10:03:02.297	3:02.297	8	Drivex School	ESP	Lukas Dunner	AUT	R	Dallara F312	Drivex School	1:48.212	147.3
3	10:03:33.312	3:33.312	10	RACE	ESP	Bent Viscaal	NLD	R	Dallara F312	Teo Martin Motorsport	1:38.743	161.4
3	10:03:44.829	3:44.829	28	Carlin Motorsport	GBR	Cameron Das	USA		Dallara F312	Carlin Motorsport	1:38.055	162.5
4	10:05:51.451	5:51.451	58	Drivex School	ESP	Javier Gonzalez	MEX	R	Dallara F312	Drivex School	1:36.733	164.7
5	10:07:28.047	7:28.047	58	Drivex School	ESP	Javier Gonzalez	MEX	R	Dallara F312	Drivex School	1:36.596	165.0
7	10:12:38.044	12:38.044	28	Carlin Motorsport	GBR	Cameron Das	USA		Dallara F312	Carlin Motorsport	1:36.416	165.3
7	10:12:48.665	12:48.665	10	RACE	ESP	Bent Viscaal	NLD	R	Dallara F312	Teo Martin Motorsport	1:36.147	165.7
12	10:28:19.565	28:19.565	18	Campos Racing	ESP	Marcos Siebert	ARG		Dallara F312	Campos Racing	1:36.129	165.8
11	10:28:52.734	28:52.734	4	RP Motorsport	ITA	Felipe Drugovich	BRA		Dallara F312	RP Motorsport	1:35.576	166.7



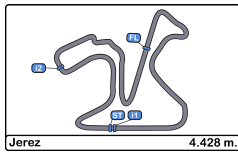


Circuito de Jerez
Euroformula Open
Qualifying - 2
Event Best Maximum Speed



Nº	Entrant	Nat	Driver	Nat	Cat	Clas	Chassis	Team	Km/h	Session
10	RACE	ESP	Bent Viscaal	NLD	R	1	Dallara F312	Teo Martin Motorsport	219.5	Qualifying - 1
8	Drivex School	ESP	Lukas Dunner	AUT	R	2	Dallara F312	Drivex School	217.7	Qualifying - 1
5	Carlin Motorsport	GBR	Dev Gore	USA	R	3	Dallara F312	Carlin Motorsport	217.3	Qualifying - 1
28	Carlin Motorsport	GBR	Cameron Das	USA			Dallara F312	Carlin Motorsport	217.3	Race - 1
34	Carlin Motorsport	GBR	Matheus Iorio	BRA			Dallara F312	Carlin Motorsport	216.8	Qualifying - 1
7			Volkswagen				Dallara F312		216.4	Free Practice - 1
4	RP Motorsport	ITA	Felipe Drugovich	BRA			Dallara F312	RP Motorsport	216.0	Qualifying - 1
58	Drivex School	ESP	Javier Gonzalez	MEX	R	4	Dallara F312	Drivex School	216.0	Qualifying - 1
18	Campos Racing	ESP	Marcos Siebert	ARG			Dallara F312	Campos Racing	216.0	Race - 1
3	RP Motorsport	ITA	Christian Hahn	BRA			Dallara F312	RP Motorsport	215.5	Qualifying - 1
11	Campos Racing	ESP	Petru Florescu	ROU			Dallara F312	Campos Racing	215.1	Qualifying - 1
51	RACE	ESP	Aldo Festante	ITA	R	5	Dallara F312	Teo Martin Motorsport	214.2	Qualifying - 1
77	RP Motorsport	ITA	Guilherme Samaia	BRA			Dallara F312	RP Motorsport	213.0	Race - 1
1	RP Motorsport	ITA	David Schumacher	DEU	R	6	Dallara F312	RP Motorsport	213.0	Race - 1
6			Mercedes				Dallara F312		210.5	Free Practice - 1





Circuito de Jerez
Euroformula Open
Qualifying - 2
Pit Stop Analysis



1 David Schumacher R RP Motorsport
 Dallara F312

Nr.	In Day Time	In Time	Out Time	Pit Time	T. Pit Time	Handicap	Penalty
1	10:05:33.411	10:05:33.411	10:07:54.467	2:21.056	2:21.056		
2	10:16:12.987	10:16:12.987	10:22:43.173	6:30.186	8:51.242		

3 Christian Hahn R RP Motorsport
 Dallara F312

Nr.	In Day Time	In Time	Out Time	Pit Time	T. Pit Time	Handicap	Penalty
1	10:05:42.949	10:05:42.949	10:08:07.009	2:24.060	2:24.060		
2	10:18:04.303	10:18:04.303	10:22:51.936	4:47.633	7:11.693		

4 Felipe Drugovich R RP Motorsport
 Dallara F312

Nr.	In Day Time	In Time	Out Time	Pit Time	T. Pit Time	Handicap	Penalty
1	10:05:29.165	10:05:29.165	10:07:51.740	2:22.575	2:22.575		
2	10:14:28.467	10:14:28.467	10:23:40.938	9:12.471	11:35.046		

5 Dev Gore R Carlin Motorsport
 Dallara F312

Nr.	In Day Time	In Time	Out Time	Pit Time	T. Pit Time	Handicap	Penalty
1	10:07:04.144	10:07:04.144	10:08:36.965	1:32.821	1:32.821		
2	10:17:00.380	10:17:00.380	10:22:14.733	5:14.353	6:47.174		

8 Lukas Dunner R Drivex School
 Dallara F312

Nr.	In Day Time	In Time	Out Time	Pit Time	T. Pit Time	Handicap	Penalty
1	10:13:11.814	10:13:11.814	10:23:09.886	9:58.072	9:58.072		

10 Bent Viscaal R Teo Martin Motorsport
 Dallara F312

Nr.	In Day Time	In Time	Out Time	Pit Time	T. Pit Time	Handicap	Penalty
1	10:05:06.542	10:05:06.542	10:07:27.946	2:21.404	2:21.404		
2	10:15:56.139	10:15:56.139	10:24:05.488	8:09.349	10:30.753		

11 Petru Florescu Campos Racing
 Dallara F312

Nr.	In Day Time	In Time	Out Time	Pit Time	T. Pit Time	Handicap	Penalty
1	10:04:21.858	10:04:21.858	10:09:25.726	5:03.868	5:03.868		
2	10:17:52.210	10:17:52.210	10:23:22.649	5:30.439	10:34.307		

18 Marcos Siebert Campos Racing
 Dallara F312

Nr.	In Day Time	In Time	Out Time	Pit Time	T. Pit Time	Handicap	Penalty
1	10:05:26.877	10:05:26.877	10:10:01.127	4:34.250	4:34.250		
2	10:18:18.229	10:18:18.229	10:23:15.845	4:57.616	9:31.866		

28 Cameron Das Carlin Motorsport
 Dallara F312

Nr.	In Day Time	In Time	Out Time	Pit Time	T. Pit Time	Handicap	Penalty
1	10:05:16.090	10:05:16.090	10:07:35.874	2:19.784	2:19.784		
2	10:14:09.216	10:14:09.216	10:22:10.989	8:01.773	10:21.557		

34 Matheus Iorio Carlin Motorsport
 Dallara F312

Nr.	In Day Time	In Time	Out Time	Pit Time	T. Pit Time	Handicap	Penalty
1	10:05:20.413	10:05:20.413	10:08:47.364	3:26.951	3:26.951		

2 10:15:23.129 10:15:23.129 10:22:31.401 7:08.272 10:35.223
51 Aldo Festante R Teo Martin Motorsport
 Dallara F312

Nr.	In Day Time	In Time	Out Time	Pit Time	T. Pit Time	Handicap	Penalty
1	10:08:55.374	10:08:55.374	10:10:56.941	2:01.567	2:01.567		
2	10:19:24.470	10:19:24.470	10:22:39.375	3:14.905	5:16.472		

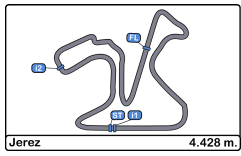
58 Javier Gonzalez R Drivex School
 Dallara F312

Nr.	In Day Time	In Time	Out Time	Pit Time	T. Pit Time	Handicap	Penalty
1	10:12:24.815	10:12:24.815	10:22:02.441	9:37.626	9:37.626		

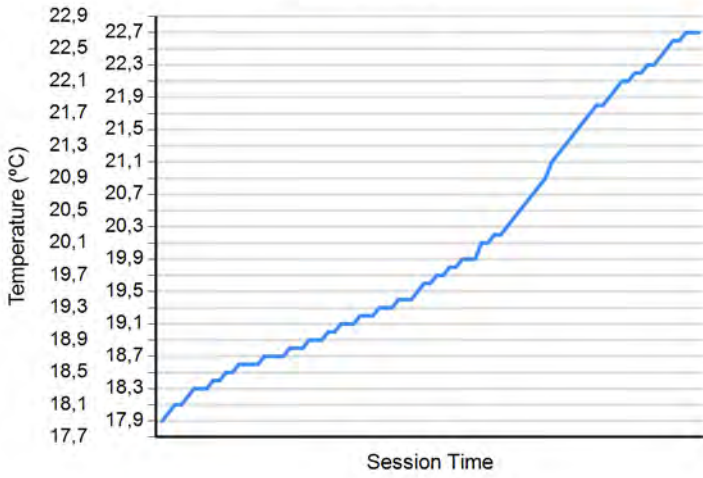
77 Guilherme Samaia RP Motorsport
 Dallara F312

Nr.	In Day Time	In Time	Out Time	Pit Time	T. Pit Time	Handicap	Penalty
1	10:05:32.552	10:05:32.552	10:08:09.518	2:36.966	2:36.966		
2	10:18:12.464	10:18:12.464	10:23:26.050	5:13.586	7:50.552		

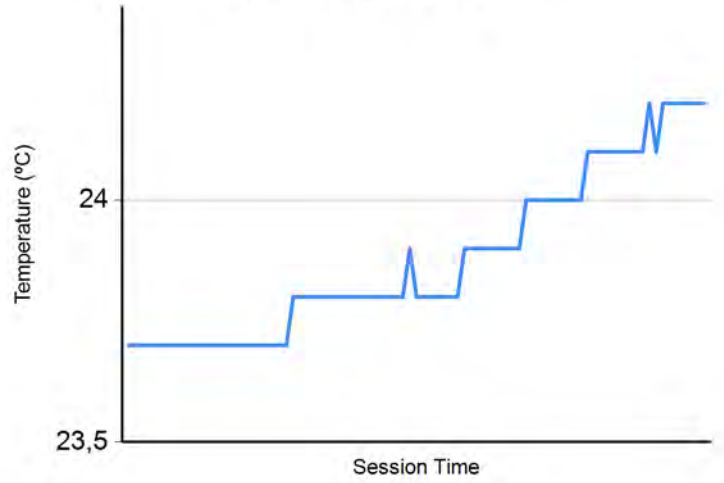




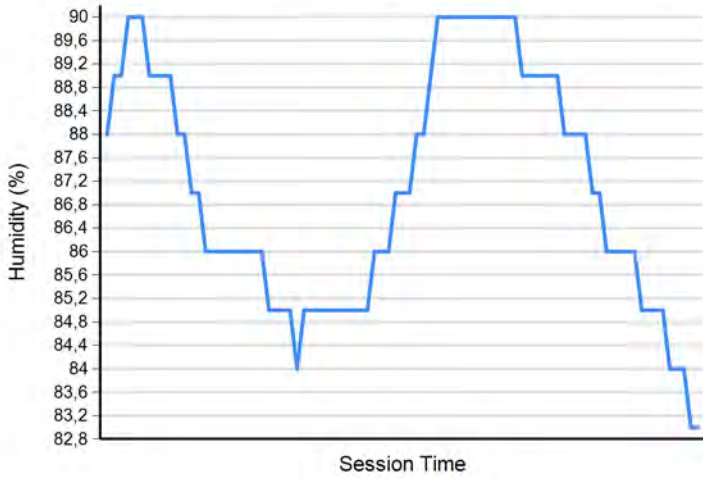
Air Temperature



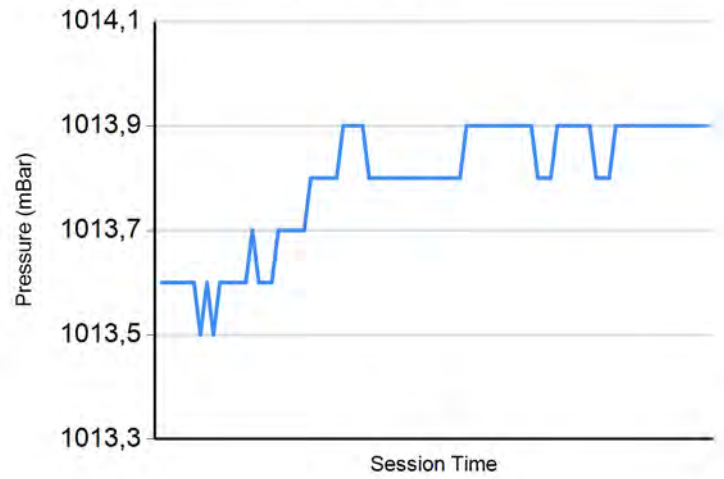
Track Temperature



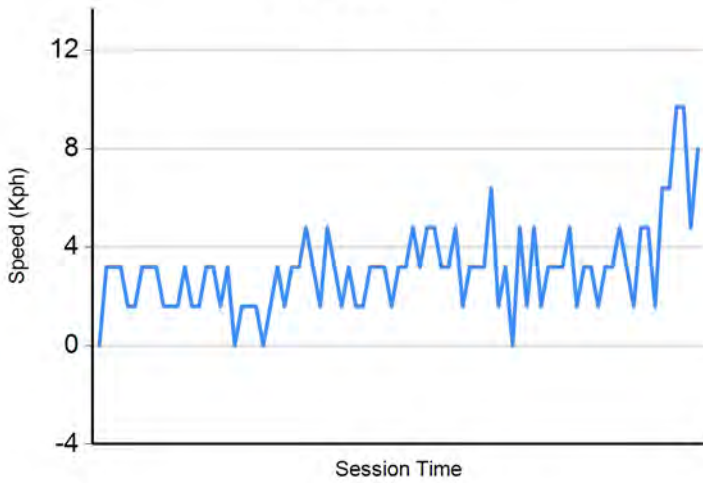
Humidity



Pressure

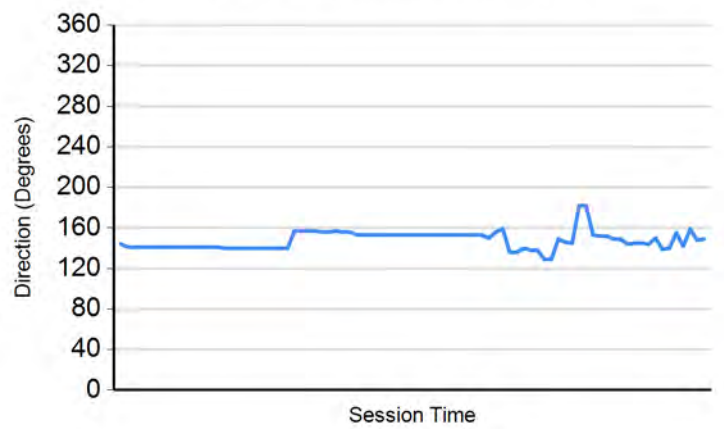


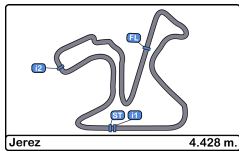
Wind Speed



Wind direction

North = 0°/360° Est = 90° South = 180° West = 270°

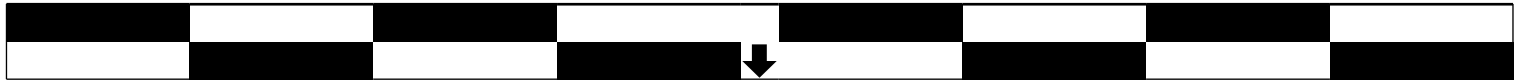




Circuito de Jerez
Euroformula Open
Race - 2
Starting Grid



13	5	Dev Gore	1:37.083	.7.	1:37.066	Guilherme Samaia	77	12
11	3	Christian Hahn	1:36.848	.6.	1:36.614	David Schumacher	1	10
9	51	Aldo Festante	1:36.600	.5.	1:36.328	Petru Florescu	11	8
7	8	Lukas Dunner	1:36.325	.4.	1:36.239	Matheus Iorio	34	6
5	58	Javier Gonzalez	1:36.228	.3.	1:36.163	Cameron Das	28	4
3	18	Marcos Siebert	1:36.129	.2.	1:35.689	Bent Viscaal	10	2
1	4	Felipe Drugovich	1:35.576	.1.				

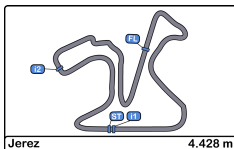


Pole

Published at:.....

Stewards:	Timekeeper:
------------------	------------------------





Circuito de Jerez
Euroformula Open
Race - 2
Provisional Results



Cls	Nº	Entrant	Nat	Driver	Nat	Cat	Cls	Chassis	Team	Laps	Total Time	Gap	Interval	Km/h	Best	Time	Km/h
1	4	RP Motorsport	ITA	Felipe Drugovich	BRA			Dallara F312	RP Motorsport	19	35:55.118			140.5	7	1:37.888	162.8
2	10	RACE	ESP	Bent Viscaal	NLD	R	1	Dallara F312	Teo Martin Motorsport	19	36:02.218	7.100	7.100	140.0	7	1:37.956	162.7
3	18	Campos Racing	ESP	Marcos Siebert	ARG			Dallara F312	Campos Racing	19	36:10.120	15.002	7.902	139.5	12	1:38.743	161.4
4	28	Carlin Motorsport	GBR	Cameron Das	USA			Dallara F312	Carlin Motorsport	19	36:10.783	15.665	0.663	139.5	8	1:38.769	161.3
5	58	Drivex School	ESP	Javier Gonzalez	MEX	R	2	Dallara F312	Drivex School	19	36:11.463	16.345	0.680	139.4	12	1:38.711	161.4
6	34	Carlin Motorsport	GBR	Matheus Iorio	BRA			Dallara F312	Carlin Motorsport	19	36:18.578	23.460	7.115	139.0	9	1:39.272	160.5
7	77	RP Motorsport	ITA	Guilherme Samaia	BRA			Dallara F312	RP Motorsport	19	36:22.676	27.558	4.098	138.7	19	1:38.965	161.0
8	1	RP Motorsport	ITA	David Schumacher	DEU	R	3	Dallara F312	RP Motorsport	19	36:24.059	28.941	1.383	138.6	15	1:39.145	160.7
9	11	Campos Racing	ESP	Petru Florescu	ROU			Dallara F312	Campos Racing	19	36:25.311	30.193	1.252	138.5	19	1:39.143	160.7
10	5	Carlin Motorsport	GBR	Dev Gore	USA	R	4	Dallara F312	Carlin Motorsport	19	36:32.575	37.457	7.264	138.1	9	1:39.525	160.1
11	3	RP Motorsport	ITA	Christian Hahn	BRA			Dallara F312	RP Motorsport	19	36:39.494	44.376	6.919	137.7	13	1:38.653	161.5
Not classified: (Requirements: 75% of number laps of leader = 15 Laps)																	
	8	Drivex School	ESP	Lukas Dunner	AUT	R	5	Dallara F312	Drivex School								
	51	RACE	ESP	Aldo Festante	ITA	R	6	Dallara F312	Teo Martin Motorsport								

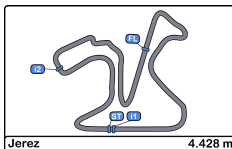
Fastest lap Felipe Drugovich in 1:37.888 at 162.8 Km/h in lap 7

Published at:.....

Track Temp: 37.3 °C Air Temp: 29.4 °C Humidity: 39 % Track Status: DRY

Stewards:	Race Director:	Timekeeper:





Circuito de Jerez
Euroformula Open
Race - 2
Provisional Results by Class



Cls	Nº	Entrant	Nat	Driver	Nat	Cat	Cls	Chassis	Team	Laps	Total Time	Gap	Interval	Km/h	Best	Time	Km/h
1	4	RP Motorsport	ITA	Felipe Drugovich	BRA			Dallara F312	RP Motorsport	19	35:55.118			140.5	7	1:37.888	162.8
2	18	Campos Racing	ESP	Marcos Siebert	ARG			Dallara F312	Campos Racing	19	36:10.120	15.002	15.002	139.5	12	1:38.743	161.4
3	28	Carlin Motorsport	GBR	Cameron Das	USA			Dallara F312	Carlin Motorsport	19	36:10.783	15.665	0.663	139.5	8	1:38.769	161.3
4	34	Carlin Motorsport	GBR	Matheus Iorio	BRA			Dallara F312	Carlin Motorsport	19	36:18.578	23.460	7.795	139.0	9	1:39.272	160.5
5	77	RP Motorsport	ITA	Guilherme Samaia	BRA			Dallara F312	RP Motorsport	19	36:22.676	27.558	4.098	138.7	19	1:38.965	161.0
6	11	Campos Racing	ESP	Petru Florescu	ROU			Dallara F312	Campos Racing	19	36:25.311	30.193	2.635	138.5	19	1:39.143	160.7
7	3	RP Motorsport	ITA	Christian Hahn	BRA			Dallara F312	RP Motorsport	19	36:39.494	44.376	14.183	137.7	13	1:38.653	161.5
Rookie																	
1	10	RACE	ESP	Bent Viscaal	NLD	R	1	Dallara F312	Teo Martin Motorsport	19	36:02.218			140.0	7	1:37.956	162.7
2	58	Drivex School	ESP	Javier Gonzalez	MEX	R	2	Dallara F312	Drivex School	19	36:11.463	16.345	9.245	139.4	12	1:38.711	161.4
3	1	RP Motorsport	ITA	David Schumacher	DEU	R	3	Dallara F312	RP Motorsport	19	36:24.059	28.941	12.596	138.6	15	1:39.145	160.7
4	5	Carlin Motorsport	GBR	Dev Gore	USA	R	4	Dallara F312	Carlin Motorsport	19	36:32.575	37.457	8.516	138.1	9	1:39.525	160.1
Not classified: (Requirements: 75% of number laps of leader = 15 Laps)																	
	8	Drivex School	ESP	Lukas Dunner	AUT	R	5	Dallara F312	Drivex School								
	51	RACE	ESP	Aldo Festante	ITA	R	6	Dallara F312	Teo Martin Motorsport								

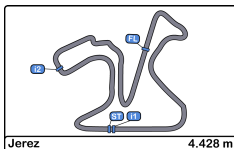
Fastest lap Felipe Drugovich in 1:37.888 at 162.8 Km/h in lap 7

Published at:.....

Track Temp: 37.3 °C Air Temp: 29.4 °C Humidity: 39 % Track Status: DRY

Stewards:	Race Director:	Timekeeper:





Circuito de Jerez

Euroformula Open

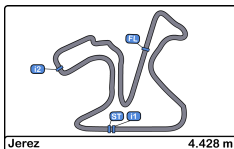
Race - 2

Provisional Classification by Driver Fastest Lap



Clas	Nº	Entrant	Nat	Driver	Nat	Cat	Clas	Chassis	Team	Laps	Best	Time	Gap	Interval	Km/h
1	4	RP Motorsport	ITA	Felipe Drugovich	BRA			Dallara F312	RP Motorsport	19	7	1:37.888			162.8
2	10	RACE	ESP	Bent Viscaal	NLD	R	1	Dallara F312	Teo Martin Motorsport	19	7	1:37.956	0.068	0.068	162.7
3	3	RP Motorsport	ITA	Christian Hahn	BRA			Dallara F312	RP Motorsport	19	13	1:38.653	0.765	0.697	161.5
4	58	Drivex School	ESP	Javier Gonzalez	MEX	R	2	Dallara F312	Drivex School	19	12	1:38.711	0.823	0.058	161.4
5	18	Campos Racing	ESP	Marcos Siebert	ARG			Dallara F312	Campos Racing	19	12	1:38.743	0.855	0.032	161.4
6	28	Carlin Motorsport	GBR	Cameron Das	USA			Dallara F312	Carlin Motorsport	19	8	1:38.769	0.881	0.026	161.3
7	77	RP Motorsport	ITA	Guilherme Samaia	BRA			Dallara F312	RP Motorsport	19	19	1:38.965	1.077	0.196	161.0
8	11	Campos Racing	ESP	Petru Florescu	ROU			Dallara F312	Campos Racing	19	19	1:39.143	1.255	0.178	160.7
9	1	RP Motorsport	ITA	David Schumacher	DEU	R	3	Dallara F312	RP Motorsport	19	15	1:39.145	1.257	0.002	160.7
10	34	Carlin Motorsport	GBR	Matheus Iorio	BRA			Dallara F312	Carlin Motorsport	19	9	1:39.272	1.384	0.127	160.5
11	5	Carlin Motorsport	GBR	Dev Gore	USA	R	4	Dallara F312	Carlin Motorsport	19	9	1:39.525	1.637	0.253	160.1



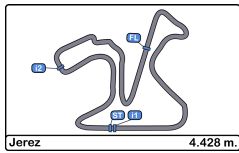


Circuito de Jerez
Euroformula Open
Race - 2
Distance and Speed Average



Clas	Nº	Entrant	Nat	Driver	Nat	Cat	Clas	Chassis	Team	Laps	Distance	Total Time	Km/h
1	4	RP Motorsport	ITA	Felipe Drugovich	BRA			Dallara F312	RP Motorsport	19	84.13	35:55.118	140.5
2	10	RACE	ESP	Bent Viscaal	NLD	R	1	Dallara F312	Teo Martin Motorsport	19	84.13	36:02.218	140.0
3	18	Campos Racing	ESP	Marcos Siebert	ARG			Dallara F312	Campos Racing	19	84.13	36:10.120	139.5
4	28	Carlin Motorsport	GBR	Cameron Das	USA			Dallara F312	Carlin Motorsport	19	84.13	36:10.783	139.5
5	58	Drivex School	ESP	Javier Gonzalez	MEX	R	2	Dallara F312	Drivex School	19	84.13	36:11.463	139.4
6	34	Carlin Motorsport	GBR	Matheus Iorio	BRA			Dallara F312	Carlin Motorsport	19	84.13	36:18.578	139.0
7	77	RP Motorsport	ITA	Guilherme Samaia	BRA			Dallara F312	RP Motorsport	19	84.13	36:22.676	138.7
8	1	RP Motorsport	ITA	David Schumacher	DEU	R	3	Dallara F312	RP Motorsport	19	84.13	36:24.059	138.6
9	11	Campos Racing	ESP	Petru Florescu	ROU			Dallara F312	Campos Racing	19	84.13	36:25.311	138.5
10	5	Carlin Motorsport	GBR	Dev Gore	USA	R	4	Dallara F312	Carlin Motorsport	19	84.13	36:32.575	138.1
11	3	RP Motorsport	ITA	Christian Hahn	BRA			Dallara F312	RP Motorsport	19	84.13	36:39.494	137.7
Not classified: (Requirements: 75% of number laps of leader = 15 Laps)													
	8	Drivex School	ESP	Lukas Dunner	AUT	R	5	Dallara F312	Drivex School				
	51	RACE	ESP	Aldo Festante	ITA	R	6	Dallara F312	Teo Martin Motorsport				





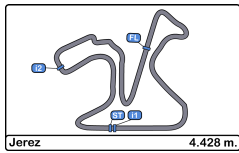
Circuito de Jerez
Euroformula Open
Race - 2
Lap Analysis



1 David Schumacher R Dallara F312 4 RP Motorsport							Felipe Drugovich Dallara F312 RP Motorsport								
Lap	D	Time	Sector 1	Sector 2	Sector 3	T. Spd	Elapsed	Lap	D	Time	Sector 1	Sector 2	Sector 3	T. Spd	Elapsed
1		2:04.268	51.444	29.301	43.523	213.0	2:04.268	1		1:53.661	43.541	28.196	41.924	209.7	1:53.661
2		2:38.041	1:01.494	38.523	58.024	105.7	4:42.309	2		2:37.536	1:00.980	42.138	54.418	139.1	4:31.197
3		2:40.584	55.710	47.484	57.390	138.1	7:22.893	3		2:41.828	57.971	46.712	57.145	143.0	7:13.025
4		2:53.951	1:04.901	45.658	1:03.392	114.1	10:16.844	4		2:53.784	1:03.863	47.212	1:02.709	123.7	10:06.809
5		2:49.441	1:05.929	44.845	58.667	123.0	13:06.285	5		2:54.559	1:06.425	46.662	1:01.472	105.5	13:01.368
6		1:40.424	38.234	27.354	34.836	212.1	14:46.709	6		1:38.176	37.296	26.859	34.021	210.1	14:39.544
7		1:39.458	37.491	27.219	34.748	216.8	16:26.167	7		1:37.888	37.183	26.780	33.925	210.5	16:17.432
8		1:39.954	37.879	27.235	34.840	213.8	18:06.121	8		1:37.937	37.216	26.664	34.057	210.5	17:55.369
9		1:39.739	37.583	27.436	34.720	214.2	19:45.860	9		1:38.096	37.232	26.819	34.045	208.0	19:33.465
10		1:40.212	37.537	27.384	35.291	213.0	21:26.072	10		1:38.130	37.257	26.809	34.064	210.5	21:11.595
11		1:40.472	37.960	27.798	34.714	216.4	23:06.544	11		1:37.937	37.312	26.640	33.985	210.5	22:49.532
12		1:40.173	37.899	27.194	35.080	210.5	24:46.717	12		1:38.002	37.362	26.674	33.966	209.7	24:27.534
13		1:40.098	37.644	27.355	35.099	213.0	26:26.815	13		1:37.976	37.219	26.708	34.049	210.1	26:05.510
14		1:40.464	38.613	27.181	34.670	207.2	28:07.279	14		1:38.111	37.298	26.792	34.021	209.3	27:43.621
15		1:39.145	37.698	26.914	34.533	208.8	29:46.424	15		1:38.325	37.351	26.839	34.135	206.5	29:21.946
16		1:39.521	37.807	27.111	34.603	210.1	31:25.945	16		1:38.055	37.246	26.795	34.014	209.3	31:00.001
17		1:39.451	37.666	27.118	34.667	210.5	33:05.396	17		1:38.074	37.339	26.733	34.002	208.8	32:38.075
18		1:39.145	37.633	26.988	34.524	210.5	34:44.541	18		1:38.245	37.365	26.710	34.170	208.8	34:16.320
19		1:39.518	37.640	27.116	34.762	211.7	36:24.059	19		1:38.798	37.166	26.774	34.858	211.7	35:55.118

3 Christian Hahn Dallara F312 5 RP Motorsport							Dev Gore R Dallara F312 Carlin Motorsport								
Lap	D	Time	Sector 1	Sector 2	Sector 3	T. Spd	Elapsed	Lap	D	Time	Sector 1	Sector 2	Sector 3	T. Spd	Elapsed
1		2:02.497	50.404	28.574	43.519	208.0	2:02.497	1		1:59.115	46.975	29.678	42.462	208.4	1:59.115
2		2:38.423	1:01.932	38.827	57.664	103.5	4:40.920	2		2:37.839	1:01.508	39.982	56.349	154.2	4:36.954
3		2:40.564	55.746	47.598	57.220	134.1	7:21.484	3		2:40.877	56.887	47.017	56.973	155.6	7:17.831
4		2:53.721	1:05.109	45.531	1:03.081	108.8	10:15.205	4		2:53.541	1:04.622	46.341	1:02.578	143.4	10:11.372
5		3:15.753 P	1:06.114	44.983	1:24.656	114.6	13:30.958	5		2:52.771	1:06.585	45.831	1:00.355	148.3	13:04.143
6		1:41.730	39.976	27.240	34.514	208.4	15:12.688	6		1:41.099	38.722	27.376	35.001	211.3	14:45.242
7		1:39.321	37.729	27.119	34.473	208.8	16:52.009	7		1:40.082	37.735	27.477	34.870	212.5	16:25.324
8		1:39.035	37.576	26.864	34.595	210.5	18:31.044	8		1:39.820	37.824	27.148	34.848	211.7	18:05.144
9		1:38.811	37.476	26.878	34.457	210.1	20:09.855	9		1:39.525	37.614	27.339	34.572	210.1	19:44.669
10		1:38.908	37.486	26.874	34.548	211.7	21:48.763	10		1:40.451	37.837	27.535	35.079	208.4	21:25.120
11		1:38.974	37.685	26.841	34.448	209.7	23:27.737	11		1:40.588	38.325	27.358	34.905	207.6	23:05.708
12		1:38.875	37.591	26.790	34.494	210.9	25:06.612	12		1:39.939	37.778	27.431	34.730	209.3	24:45.647
13		1:38.653	37.451	26.808	34.394	210.1	26:45.265	13		1:41.030	37.918	27.488	35.624	207.6	26:26.677
14		1:38.855	37.566	26.824	34.465	209.7	28:24.120	14		1:43.298	38.733	29.654	34.911	205.3	28:09.975
15		1:39.076	37.564	26.992	34.520	208.8	30:03.196	15		1:40.094	37.792	27.284	35.018	207.2	29:50.069
16		1:38.720	37.440	26.787	34.493	210.1	31:41.916	16		1:41.043	38.393	27.736	34.914	203.0	31:31.112
17		1:38.700	37.546	26.665	34.489	209.7	33:20.616	17		1:41.227	38.590	27.495	35.142	206.1	33:12.339
18		1:38.668	37.488	26.670	34.510	210.5	34:59.284	18		1:40.260	37.829	27.442	34.989	206.8	34:52.599
19		1:40.210	38.371	27.173	34.666	204.5	36:39.494	19		1:39.976	37.891	27.278	34.807	209.7	36:32.575





Circuito de Jerez
Euroformula Open
Race - 2
Lap Analysis



10 Bent Viscaal R Dallara F312 **18** Marcos Siebert Dallara F312

Teo Martin Motorsport

Campos Racing

Lap	D	Time	Sector 1	Sector 2	Sector 3	T. Spd	Elapsed	Lap	D	Time	Sector 1	Sector 2	Sector 3	T. Spd	Elapsed
1		1:54.833	44.040	29.274	41.519	213.8	1:54.833	1		1:56.365	44.439	30.293	41.633	213.8	1:56.365
2		2:37.685	1:01.342	41.763	54.580	148.9	4:32.518	2		2:37.934	1:01.149	41.157	55.628	141.3	4:34.299
3		2:41.887	57.760	46.953	57.174	133.9	7:14.405	3		2:41.543	57.135	46.509	57.899	138.9	7:15.842
4		2:53.339	1:03.568	46.918	1:02.853	102.7	10:07.744	4		2:52.977	1:03.649	46.701	1:02.627	150.2	10:08.819
5		2:54.228	1:06.116	46.931	1:01.181	106.7	13:01.972	5		2:53.622	1:06.393	46.427	1:00.802	129.8	13:02.441
6		1:38.635	37.693	26.742	34.200	212.1	14:40.607	6		1:39.727	37.789	27.263	34.675	213.4	14:42.168
7		1:37.956	37.167	26.663	34.126	213.8	16:18.563	7		1:39.121	37.597	27.073	34.451	211.3	16:21.289
8		1:38.395	37.280	26.649	34.466	213.4	17:56.958	8		1:39.004	37.411	27.005	34.588	210.9	18:00.293
9		1:38.431	37.314	26.777	34.340	210.5	19:35.389	9		1:38.929	37.537	26.920	34.472	208.8	19:39.222
10		1:38.702	37.413	26.709	34.580	211.3	21:14.091	10		1:39.124	37.486	26.866	34.772	210.5	21:18.346
11		1:38.871	37.435	26.972	34.464	210.9	22:52.962	11		1:39.175	37.647	26.992	34.536	208.8	22:57.521
12		1:38.830	37.441	26.922	34.467	210.5	24:31.792	12		1:38.743	37.604	26.751	34.388	210.5	24:36.264
13		1:38.452	37.329	26.713	34.410	210.9	26:10.244	13		1:39.014	37.452	26.912	34.650	208.4	26:15.278
14		1:38.814	37.529	26.800	34.485	208.8	27:49.058	14		1:39.475	37.737	27.081	34.657	207.2	27:54.753
15		1:38.689	37.383	26.834	34.472	208.8	29:27.747	15		1:39.116	37.547	27.015	34.554	208.8	29:33.869
16		1:38.634	37.490	26.763	34.381	209.3	31:06.381	16		1:38.923	37.523	26.773	34.627	209.7	31:12.792
17		1:38.707	37.511	26.812	34.384	208.8	32:45.088	17		1:38.932	37.560	26.816	34.556	210.1	32:51.724
18		1:38.479	37.459	26.756	34.264	210.1	34:23.567	18		1:38.861	37.577	26.824	34.460	208.8	34:30.585
19		1:38.651	37.342	26.807	34.502	211.7	36:02.218	19		1:39.535	37.644	27.089	34.802	212.1	36:10.120

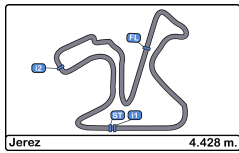
11 Petru Florescu Dallara F312 **28** Cameron Das Dallara F312

Campos Racing

Carlin Motorsport

Lap	D	Time	Sector 1	Sector 2	Sector 3	T. Spd	Elapsed	Lap	D	Time	Sector 1	Sector 2	Sector 3	T. Spd	Elapsed
1		2:03.244	50.922	28.756	43.566	209.3	2:03.244	1		1:57.307	44.902	30.348	42.057	212.1	1:57.307
2		2:38.329	1:01.837	38.615	57.877	107.3	4:41.573	2		2:37.775	1:00.794	41.222	55.759	139.5	4:35.082
3		2:40.330	55.739	47.764	56.827	134.4	7:21.903	3		2:41.387	56.981	46.468	57.938	133.6	7:16.469
4		2:54.140	1:05.105	45.661	1:03.374	108.6	10:16.043	4		2:53.023	1:03.818	46.870	1:02.335	162.1	10:09.492
5		2:49.972	1:05.872	44.994	59.106	119.7	13:06.015	5		2:53.554	1:06.572	46.267	1:00.715	123.5	13:03.046
6		1:40.138	38.141	27.292	34.705	210.1	14:46.153	6		1:39.798	38.001	27.143	34.654	211.3	14:42.844
7		1:40.692	37.896	27.995	34.801	211.3	16:26.845	7		1:39.305	37.486	27.067	34.752	213.8	16:22.149
8		1:39.840	37.979	27.084	34.777	210.1	18:06.685	8		1:38.769	37.350	26.869	34.550	212.5	18:00.918
9		1:40.330	37.706	27.326	35.298	211.7	19:47.015	9		1:39.019	37.555	27.022	34.442	211.7	19:39.937
10		1:39.779	37.719	26.957	35.103	211.3	21:26.794	10		1:38.922	37.455	26.962	34.505	213.0	21:18.859
11		1:40.380	38.005	27.518	34.857	210.5	23:07.174	11		1:39.307	37.794	27.000	34.513	211.3	22:58.166
12		1:40.096	37.749	27.434	34.913	213.8	24:47.270	12		1:38.918	37.507	26.874	34.537	213.0	24:37.084
13		1:39.643	37.663	27.224	34.756	211.7	26:26.913	13		1:39.132	37.522	26.923	34.687	211.3	26:16.216
14		1:41.353	38.874	27.410	35.069	212.1	28:08.266	14		1:39.271	37.665	26.997	34.609	210.5	27:55.487
15		1:39.561	37.737	27.128	34.696	209.7	29:47.827	15		1:39.152	37.717	26.931	34.504	209.3	29:34.639
16		1:39.717	37.947	26.869	34.901	210.9	31:27.544	16		1:39.151	37.619	27.035	34.497	210.9	31:13.790
17		1:39.305	37.758	26.954	34.593	209.3	33:06.849	17		1:38.968	37.573	26.951	34.444	210.5	32:52.758
18		1:39.319	37.672	27.015	34.632	210.5	34:46.168	18		1:39.022	37.574	26.887	34.561	211.7	34:31.780
19		1:39.143	37.515	26.969	34.659	210.9	36:25.311	19		1:39.003	37.501	26.940	34.562	213.0	36:10.783





Circuito de Jerez
Euroformula Open
Race - 2
Lap Analysis



34

Matheus Iorio

Dallara F312 **77**

Guilherme Samaia

Dallara F312

Carlin Motorsport

RP Motorsport

Lap	D	Time	Sector 1	Sector 2	Sector 3	T. Spd	Elapsed	Lap	D	Time	Sector 1	Sector 2	Sector 3	T. Spd	Elapsed
1		2:01.436	48.276	29.060	44.100	209.7	2:01.436	1		2:01.853	48.880	29.001	43.972	209.7	2:01.853
2		2:37.181	1:00.540	39.445	57.196	128.4	4:38.617	2		2:37.745	1:01.253	39.242	57.250	127.0	4:39.598
3		2:40.448	56.411	46.866	57.171	133.3	7:19.065	3		2:40.055	56.365	47.265	56.425	131.0	7:19.653
4		2:53.952	1:04.443	46.211	1:03.298	126.3	10:13.017	4		2:54.420	1:05.585	45.772	1:03.063	116.3	10:14.073
5		2:51.295	1:06.389	45.622	59.284	123.1	13:04.312	5		2:50.603	1:06.680	45.038	58.885	112.9	13:04.676
6		1:40.174	37.934	27.396	34.844	211.7	14:44.486	6		1:40.972	38.456	27.553	34.963	214.2	14:45.648
7		1:39.815	37.944	27.277	34.594	208.0	16:24.301	7		1:39.856	37.783	27.402	34.671	213.8	16:25.504
8		1:39.509	37.503	27.276	34.730	210.5	18:03.810	8		1:40.107	38.240	27.214	34.653	213.0	18:05.611
9		1:39.272	37.546	27.158	34.568	209.3	19:43.082	9		1:39.730	37.788	27.462	34.480	210.9	19:45.341
10		1:39.355	37.610	27.097	34.648	209.7	21:22.437	10		1:39.840	37.609	27.489	34.742	213.4	21:25.181
11		1:39.520	37.681	27.156	34.683	207.6	23:01.957	11		1:40.989	38.724	27.396	34.869	212.5	23:06.170
12		1:39.504	37.705	27.208	34.591	208.4	24:41.461	12		1:39.864	37.804	27.416	34.644	212.5	24:46.034
13		1:39.460	37.602	27.128	34.730	208.0	26:20.921	13		1:40.440	37.933	27.450	35.057	210.9	26:26.474
14		1:39.447	37.597	27.183	34.667	207.2	28:00.368	14		1:39.558	37.720	27.338	34.500	208.0	28:06.032
15		1:39.682	37.731	27.195	34.756	206.5	29:40.050	15		1:39.912	37.599	27.288	35.025	206.8	29:45.944
16		1:39.450	37.620	27.193	34.637	208.4	31:19.500	16		1:39.436	37.632	27.313	34.491	208.4	31:25.380
17		1:39.508	37.521	27.191	34.796	208.4	32:59.008	17		1:39.123	37.608	27.083	34.432	208.0	33:04.503
18		1:39.811	37.758	27.258	34.795	208.0	34:38.819	18		1:39.208	37.717	27.093	34.398	208.4	34:43.711
19		1:39.759	37.735	27.297	34.727	208.8	36:18.578	19		1:38.965	37.529	27.101	34.335	210.9	36:22.676

58

Javier Gonzalez

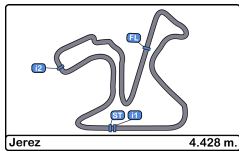
R

Dallara F312

Drivex School

Lap	D	Time	Sector 1	Sector 2	Sector 3	T. Spd	Elapsed
1		1:58.656	47.314	28.861	42.481	212.5	1:58.656
2		2:37.293	1:00.661	40.743	55.889	158.8	4:35.949
3		2:41.099	56.793	46.858	57.448	135.1	7:17.048
4		2:53.489	1:04.203	46.801	1:02.485	151.4	10:10.537
5		2:52.979	1:06.184	46.435	1:00.360	121.0	13:03.516
6		1:40.119	38.264	27.186	34.669	209.7	14:43.635
7		1:39.251	37.646	27.067	34.538	210.9	16:22.886
8		1:38.839	37.474	26.857	34.508	212.1	18:01.725
9		1:38.985	37.459	27.024	34.502	211.3	19:40.710
10		1:39.230	37.447	26.972	34.811	212.1	21:19.940
11		1:39.270	37.575	26.998	34.697	210.5	22:59.210
12		1:38.711	37.488	26.846	34.377	210.9	24:37.921
13		1:39.067	37.493	27.038	34.536	211.7	26:16.988
14		1:39.151	37.588	26.976	34.587	210.5	27:56.139
15		1:39.295	37.715	26.931	34.649	210.9	29:35.434
16		1:39.066	37.528	26.962	34.576	211.3	31:14.500
17		1:38.990	37.481	26.944	34.565	211.7	32:53.490
18		1:39.092	37.679	26.923	34.490	210.5	34:32.582
19		1:38.881	37.342	26.984	34.555	213.8	36:11.463





Circuito de Jerez
Euroformula Open
Race - 2
Analysis by Lap



Num Lap Time Gap

Lap 1

4	1:53.661	
10	1:54.833	01.172
18	1:56.365	02.704
28	1:57.307	03.646
58	1:58.656	04.995
5	1:59.115	05.454
34	2:01.436	07.775
77	2:01.853	08.192
3	2:02.497	08.836
11	2:03.244	09.583
1	2:04.268	10.607

Num Lap Time Gap

Lap 2

4	2:37.536	
10	2:37.685	01.321
18	2:37.934	03.102
28	2:37.775	03.885
58	2:37.293	04.752
5	2:37.839	05.757
34	2:37.181	07.420
77	2:37.745	08.401
3	2:38.423	09.723
11	2:38.329	10.376
1	2:38.041	11.112

Num Lap Time Gap

Lap 3

4	2:41.828	
10	2:41.887	01.380
18	2:41.543	02.817
28	2:41.387	03.444
58	2:41.099	04.023
5	2:40.877	04.806
34	2:40.448	06.040
77	2:40.055	06.628
3	2:40.564	08.459
11	2:40.330	08.878
1	2:40.584	09.868

Num Lap Time Gap

Lap 4

4	1:37.888	
10	1:37.956	01.131

4	2:53.784	
10	2:53.339	00.935
18	2:52.977	02.010
28	2:53.023	02.683
58	2:53.489	03.728
5	2:53.541	04.563
34	2:53.952	06.208
77	2:54.420	07.264
3	2:53.721	08.396
11	2:54.140	09.234
1	2:53.951	10.035

Num Lap Time Gap

Lap 5

4	2:54.559	
10	2:54.228	00.604
18	2:53.622	01.073
28	2:53.554	01.678
58	2:52.979	02.148
5	2:52.771	02.775
34	2:51.295	02.944
77	2:50.603	03.308
11	2:49.972	04.647
1	2:49.441	04.917
3	3:15.753	29.590

Num Lap Time Gap

Lap 6

4	1:38.176	
10	1:38.635	01.063
18	1:39.727	02.624
28	1:39.798	03.300
58	1:40.119	04.091
34	1:40.174	04.942
5	1:41.099	05.698
77	1:40.972	06.104
11	1:40.138	06.609
1	1:40.424	07.165
3	1:41.730	33.144

Num Lap Time Gap

Lap 7

4	1:37.888	
10	1:37.956	01.131

Num Lap Time Gap

4	1:37.888	
10	1:37.956	01.131

18	1:39.121	03.857
28	1:39.305	04.717
58	1:39.251	05.454
34	1:39.815	06.869
5	1:40.082	07.892
77	1:39.856	08.072
1	1:39.458	08.735
11	1:40.692	09.413
3	1:39.321	34.577

Num Lap Time Gap

Lap 8

4	1:37.937	
10	1:38.395	01.589
18	1:39.004	04.924
28	1:38.769	05.549
58	1:38.839	06.356
34	1:39.509	08.441
5	1:39.820	09.775
77	1:40.107	10.242
1	1:39.954	10.752
11	1:39.840	11.316
3	1:39.035	35.675

Num Lap Time Gap

Lap 9

4	1:38.096	
10	1:38.431	01.924
18	1:38.929	05.757
28	1:39.019	06.472
58	1:38.985	07.245
34	1:39.272	09.617
5	1:39.525	11.204
77	1:39.730	11.876
1	1:39.739	12.395
11	1:40.330	13.550
3	1:38.811	36.390

Num Lap Time Gap

Lap 10

4	1:38.130	
10	1:38.702	02.496
18	1:39.124	06.751
28	1:38.922	07.264

Num Lap Time Gap

4	1:37.937	
10	1:38.452	04.734
18	1:39.014	09.768
28	1:39.132	10.706
58	1:39.067	11.478
34	1:39.460	15.411

58	1:39.230	08.345
34	1:39.355	10.842
5	1:40.451	13.525
77	1:39.840	13.586
1	1:40.212	14.477
11	1:39.779	15.199
3	1:38.908	37.168

Num Lap Time Gap

Lap 11

4	1:37.937	
10	1:38.871	03.430
18	1:39.175	07.989
28	1:39.307	08.634
58	1:39.270	09.678
34	1:39.520	12.425
5	1:40.588	16.176
77	1:40.989	16.638
1	1:40.472	17.012
11	1:40.380	17.642
3	1:38.974	38.205

Num Lap Time Gap

Lap 12

4	1:38.002	
10	1:38.830	04.258
18	1:38.743	08.730
28	1:38.918	09.550
58	1:38.711	10.387
34	1:39.504	13.927
5	1:39.939	18.113
77	1:39.864	18.500
1	1:40.173	19.183
11	1:40.096	19.736
3	1:38.875	39.078

Num Lap Time Gap

Lap 13

4	1:38.002	
10	1:38.830	04.258
18	1:38.743	08.730
28	1:38.918	09.550
58	1:38.711	10.387
34	1:39.504	13.927
5	1:39.939	18.113
77	1:39.864	18.500
1	1:40.173	19.183
11	1:40.096	19.736
3	1:38.875	39.078

Num Lap Time Gap

Lap 14

4	1:38.111	
10	1:38.814	05.437
18	1:39.475	11.132
28	1:39.271	11.866
58	1:39.151	12.518
34	1:39.447	16.747
77	1:39.558	22.411
1	1:40.464	23.658
11	1:41.353	24.645
5	1:43.298	26.354
3	1:38.855	40.499

Num Lap Time Gap

Lap 15

4	1:38.111	
10	1:38.814	05.437
18	1:39.475	11.132
28	1:39.271	11.866
58	1:39.151	12.518
34	1:39.447	16.747
77	1:39.558	22.411
1	1:40.464	23.658
11	1:41.353	24.645
5	1:43.298	26.354
3	1:38.855	40.499

Num Lap Time Gap

Lap 16

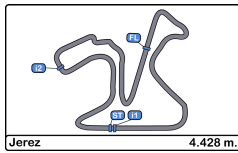
4	1:38.325	
10	1:38.689	05.801
18	1:39.116	11.923
28	1:39.152	12.693
58	1:39.295	13.488
34	1:39.682	18.104
77	1:39.912	23.998
1	1:39.145	24.478
11	1:39.561	25.881
5	1:40.094	28.123
3	1:39.076	41.250

Num Lap Time Gap

Lap 17

4	1:38.055	
10	1:38.634	06.380
18	1:38.923	12.791
28	1:39.151	13.789
58	1:39.066	14.499
34	1:39.450	19.499
77	1:39.436	25.379
1	1:39.521	25.944





Circuito de Jerez
Euroformula Open
Race - 2
Analysis by Lap



11	1:39.717	27.543	3	1:40.210	44.376
5	1:41.043	31.111			
3	1:38.720	41.915			

Num	Lap Time	Gap
-----	----------	-----

Lap 17

4	1:38.074	
10	1:38.707	07.013
18	1:38.932	13.649
28	1:38.968	14.683
58	1:38.990	15.415
34	1:39.508	20.933
77	1:39.123	26.428
1	1:39.451	27.321
11	1:39.305	28.774
5	1:41.227	34.264
3	1:38.700	42.541

Num	Lap Time	Gap
-----	----------	-----

Lap 18

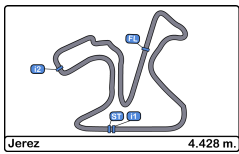
4	1:38.245	
10	1:38.479	07.247
18	1:38.861	14.265
28	1:39.022	15.460
58	1:39.092	16.262
34	1:39.811	22.499
77	1:39.208	27.391
1	1:39.145	28.221
11	1:39.319	29.848
5	1:40.260	36.279
3	1:38.668	42.964

Num	Lap Time	Gap
-----	----------	-----

Lap 19

4	1:38.798	
10	1:38.651	07.100
18	1:39.535	15.002
28	1:39.003	15.665
58	1:38.881	16.345
34	1:39.759	23.460
77	1:38.965	27.558
1	1:39.518	28.941
11	1:39.143	30.193
5	1:39.976	37.457



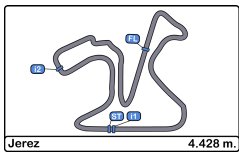


Circuito de Jerez
Euroformula Open
Race - 2
Best Sectors Results



Sector - 1				Sector - 2				Sector - 3				Ideal Lap vs Best Lap				
Clas	Nº	Driver	Time	Nº	Driver	Time	Nº	Driver	Time	Clas	Nº	Driver	Ideal Lap	Best Lap	Clas	
1	4	Felipe Drugovich	37.166	4	Felipe Drugovich	26.640	4	Felipe Drugovich	33.925	1	4	Felipe Drugovich	1:37.731	1:37.888	1	
2	10	Bent Viscaal	37.167	10	Bent Viscaal	26.649	10	Bent Viscaal	34.126	2	10	Bent Viscaal	1:37.942	1:37.956	2	
3	58	Javier Gonzalez	37.342	3	Christian Hahn	26.665	77	Guilherme Samaia	34.335	3	3	Christian Hahn	1:38.499	1:38.653	3	
4	28	Cameron Das	37.350	18	Marcos Siebert	26.751	58	Javier Gonzalez	34.377	4	18	Marcos Siebert	1:38.550	1:38.743	5	
5	18	Marcos Siebert	37.411	58	Javier Gonzalez	26.846	18	Marcos Siebert	34.388	5	58	Javier Gonzalez	1:38.565	1:38.711	4	
6	3	Christian Hahn	37.440	28	Cameron Das	26.869	3	Christian Hahn	34.394	6	28	Cameron Das	1:38.661	1:38.769	6	
7	1	David Schumacher	37.491	11	Petru Florescu	26.869	28	Cameron Das	34.442	7	1	David Schumacher	1:38.929	1:39.145	9	
8	34	Matheus Iorio	37.503	1	David Schumacher	26.914	1	David Schumacher	34.524	8	77	Guilherme Samaia	1:38.947	1:38.965	7	
9	11	Petru Florescu	37.515	77	Guilherme Samaia	27.083	34	Matheus Iorio	34.568	9	11	Petru Florescu	1:38.977	1:39.143	8	
10	77	Guilherme Samaia	37.529	34	Matheus Iorio	27.097	5	Dev Gore	34.572	10	34	Matheus Iorio	1:39.168	1:39.272	10	
11	5	Dev Gore	37.614	5	Dev Gore	27.148	11	Petru Florescu	34.593	11	5	Dev Gore	1:39.334	1:39.525	11	



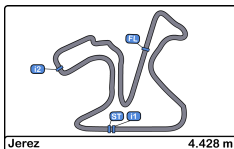


Circuito de Jerez
Euroformula Open
Race - 2
Leader Sequence



<u>Nº</u>	<u>Entrant</u>	<u>Nat</u>	<u>Driver</u>	<u>Nat</u>	<u>Cat</u>	<u>Chassis</u>	<u>Team</u>	<u>Start Lap</u>	<u>End Lap</u>	<u>Laps</u>	<u>Total Laps</u>
4	RP Motorsport	ITA	Felipe Drugovich	BRA		Dallara F312	RP Motorsport	1	19	19	19



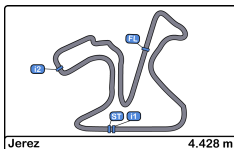


Circuito de Jerez
Euroformula Open
Race - 2
Best 5 Lap Times



Cls	Nº	Entrant	Nat	Driver	Nat	Cat	Cls	Chassis	Team	Best 1		Best 2		Best 3		Best 4		Best 5	
										Time	Lap	Time	Lap	Time	Lap	Time	Lap	Time	Lap
1	4	RP Motorsport	ITA	Felipe Drugovich	BRA			Dallara F312	RP Motorsport	1:37.888	7	1:37.937	8	1:37.937	11	1:37.976	13	1:38.002	12
2	10	RACE	ESP	Bent Viscaal	NLD	R	1	Dallara F312	Teo Martin Motorsport	1:37.956	7	1:38.395	8	1:38.431	9	1:38.452	13	1:38.479	18
3	3	RP Motorsport	ITA	Christian Hahn	BRA			Dallara F312	RP Motorsport	1:38.653	13	1:38.668	18	1:38.700	17	1:38.720	16	1:38.811	9
4	58	Drivex School	ESP	Javier Gonzalez	MEX	R	2	Dallara F312	Drivex School	1:38.711	12	1:38.839	8	1:38.881	19	1:38.985	9	1:38.990	17
5	18	Campos Racing	ESP	Marcos Siebert	ARG			Dallara F312	Campos Racing	1:38.743	12	1:38.861	18	1:38.923	16	1:38.929	9	1:38.932	17
6	28	Carlin Motorsport	GBR	Cameron Das	USA			Dallara F312	Carlin Motorsport	1:38.769	8	1:38.918	12	1:38.922	10	1:38.968	17	1:39.003	19
7	77	RP Motorsport	ITA	Guilherme Samaia	BRA			Dallara F312	RP Motorsport	1:38.965	19	1:39.123	17	1:39.208	18	1:39.436	16	1:39.558	14
8	11	Campos Racing	ESP	Petru Florescu	ROU			Dallara F312	Campos Racing	1:39.143	19	1:39.305	17	1:39.319	18	1:39.561	15	1:39.643	13
9	1	RP Motorsport	ITA	David Schumacher	DEU	R	3	Dallara F312	RP Motorsport	1:39.145	15	1:39.145	18	1:39.451	17	1:39.458	7	1:39.518	19
10	34	Carlin Motorsport	GBR	Matheus Iorio	BRA			Dallara F312	Carlin Motorsport	1:39.272	9	1:39.355	10	1:39.447	14	1:39.450	16	1:39.460	13
11	5	Carlin Motorsport	GBR	Dev Gore	USA	R	4	Dallara F312	Carlin Motorsport	1:39.525	9	1:39.820	8	1:39.939	12	1:39.976	19	1:40.082	7



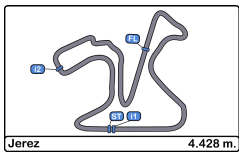


Circuito de Jerez
Euroformula Open
Race - 2
Best 5 Top Speeds



Cls	Nº	Entrant	Nat	Driver	Nat	Cat	Cls	Chassis	Team	Top 1		Top 2		Top 3		Top 4		Top 5		Avg
										Km/h	Lap	Km/h	Lap	Km/h	Lap	Km/h	Lap	Km/h	Lap	
1	1	RP Motorsport	ITA	David Schumacher	DEU	R	1	Dallara F312	RP Motorsport	216.8	7	216.4	11	214.2	9	213.8	8	213.0	1	214.8
2	77	RP Motorsport	ITA	Guilherme Samaia	BRA			Dallara F312	RP Motorsport	214.2	6	213.8	7	213.4	10	213.0	8	212.5	11	213.4
3	10	RACE	ESP	Bent Viscaal	NLD	R	2	Dallara F312	Teo Martin Motorsport	213.8	1	213.8	7	213.4	8	212.1	6	211.7	19	213.0
4	11	Campos Racing	ESP	Petru Florescu	ROU			Dallara F312	Campos Racing	213.8	12	212.1	14	211.7	9	211.7	13	211.3	7	212.1
5	18	Campos Racing	ESP	Marcos Siebert	ARG			Dallara F312	Campos Racing	213.8	1	213.4	6	212.1	19	211.3	7	210.9	8	212.3
6	28	Carlin Motorsport	GBR	Cameron Das	USA			Dallara F312	Carlin Motorsport	213.8	7	213.0	10	213.0	12	213.0	19	212.5	8	213.1
7	58	Drivex School	ESP	Javier Gonzalez	MEX	R	3	Dallara F312	Drivex School	213.8	19	212.5	1	212.1	8	212.1	10	211.7	13	212.5
8	5	Carlin Motorsport	GBR	Dev Gore	USA	R	4	Dallara F312	Carlin Motorsport	212.5	7	211.7	8	211.3	6	210.1	9	209.7	19	211.1
9	3	RP Motorsport	ITA	Christian Hahn	BRA			Dallara F312	RP Motorsport	211.7	10	210.9	12	210.5	8	210.5	18	210.1	9	210.7
10	4	RP Motorsport	ITA	Felipe Drugovich	BRA			Dallara F312	RP Motorsport	211.7	19	210.5	7	210.5	8	210.5	10	210.5	11	210.7
11	34	Carlin Motorsport	GBR	Matheus Iorio	BRA			Dallara F312	Carlin Motorsport	211.7	6	210.5	8	209.7	1	209.7	10	209.3	9	210.2



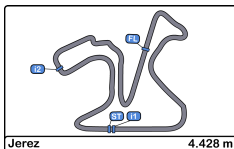


Circuito de Jerez
Euroformula Open
Race - 2
Fastest Laps Sequence



Lap	Time of Day	Session Time	Nº	Entrant	Nat	Driver	Nat	Cat	Chassis	Team	Time	Km/h
6	13:57:44.558	14:39.558	4	RP Motorsport	ITA	Felipe Drugovich	BRA		Dallara F312	RP Motorsport	1:38.176	162.3
7	13:59:22.445	16:17.445	4	RP Motorsport	ITA	Felipe Drugovich	BRA		Dallara F312	RP Motorsport	1:37.888	162.8



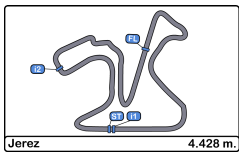


Circuito de Jerez
Euroformula Open
Race - 2
Event Best Maximum Speed



Nº	Entrant	Nat	Driver	Nat	Cat	Clas	Chassis	Team	Km/h	Session
10	RACE	ESP	Bent Viscaal	NLD	R	1	Dallara F312	Teo Martin Motorsport	219.5	Qualifying - 1
8	Drivex School	ESP	Lukas Dunner	AUT	R	2	Dallara F312	Drivex School	217.7	Qualifying - 1
5	Carlin Motorsport	GBR	Dev Gore	USA	R	3	Dallara F312	Carlin Motorsport	217.3	Qualifying - 1
28	Carlin Motorsport	GBR	Cameron Das	USA			Dallara F312	Carlin Motorsport	217.3	Race - 1
34	Carlin Motorsport	GBR	Matheus Iorio	BRA			Dallara F312	Carlin Motorsport	216.8	Qualifying - 1
1	RP Motorsport	ITA	David Schumacher	DEU	R	4	Dallara F312	RP Motorsport	216.8	Race - 2
7			Volkswagen				Dallara F312		216.4	Free Practice - 1
4	RP Motorsport	ITA	Felipe Drugovich	BRA			Dallara F312	RP Motorsport	216.0	Qualifying - 1
58	Drivex School	ESP	Javier Gonzalez	MEX	R	5	Dallara F312	Drivex School	216.0	Qualifying - 1
18	Campos Racing	ESP	Marcos Siebert	ARG			Dallara F312	Campos Racing	216.0	Race - 1
3	RP Motorsport	ITA	Christian Hahn	BRA			Dallara F312	RP Motorsport	215.5	Qualifying - 1
11	Campos Racing	ESP	Petru Florescu	ROU			Dallara F312	Campos Racing	215.1	Qualifying - 1
51	RACE	ESP	Aldo Festante	ITA	R	6	Dallara F312	Teo Martin Motorsport	214.2	Qualifying - 1
77	RP Motorsport	ITA	Guilherme Samaia	BRA			Dallara F312	RP Motorsport	214.2	Race - 2
6			Mercedes				Dallara F312		210.5	Free Practice - 1





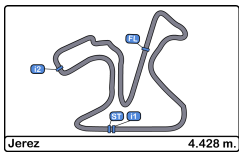
Circuito de Jerez
Euroformula Open
Race - 2
Lap Chart



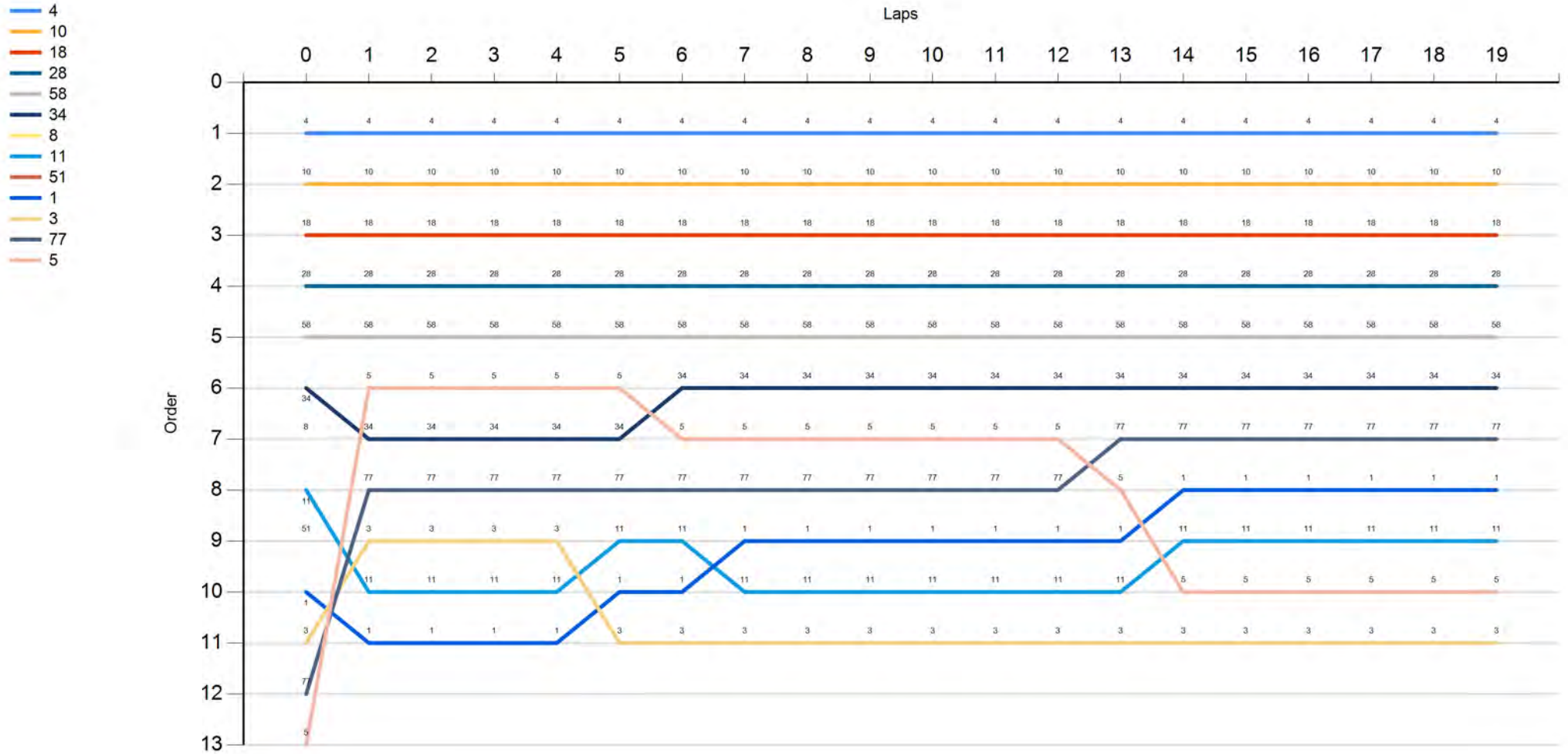
LAP

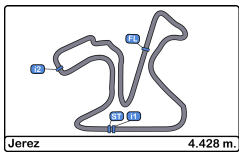
Nr	Po	Grid	1	2	3	4	5	6	7	8	9	10	11	12	13	14	15	16	17	18	19	
4	1	4	4	4	4	4	4	4	4	4	4	4	4	4	4	4	4	4	4	4	4	
10	2	10	10	10	10	10	10	10	10	10	10	10	10	10	10	10	10	10	10	10	10	10
18	3	18	18	18	18	18	18	18	18	18	18	18	18	18	18	18	18	18	18	18	18	18
28	4	28	28	28	28	28	28	28	28	28	28	28	28	28	28	28	28	28	28	28	28	28
58	5	58	58	58	58	58	58	58	58	58	58	58	58	58	58	58	58	58	58	58	58	58
34	6	34	5	5	5	5	5	34	34	34	34	34	34	34	34	34	34	34	34	34	34	34
8	7	8	34	34	34	34	34	5	5	5	5	5	5	5	77	77	77	77	77	77	77	77
11	8	11	77	77	77	77	77	77	77	77	77	77	77	77	5	1	1	1	1	1	1	1
51	9	51	3	3	3	3	11	11	1	1	1	1	1	1	1	11	11	11	11	11	11	11
1	10	1	11	11	11	11	1	1	11	11	11	11	11	11	11	5	5	5	5	5	5	5
3	11	3	1	1	1	1	3	3	3	3	3	3	3	3	3	3	3	3	3	3	3	3
77	12	77																				
5	13	5																				





Circuito de Jerez
Euroformula Open
Race - 2
Graphic Lap Chart



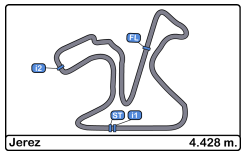


Circuito de Jerez
Euroformula Open
Race - 2
Pit Stop Analysis

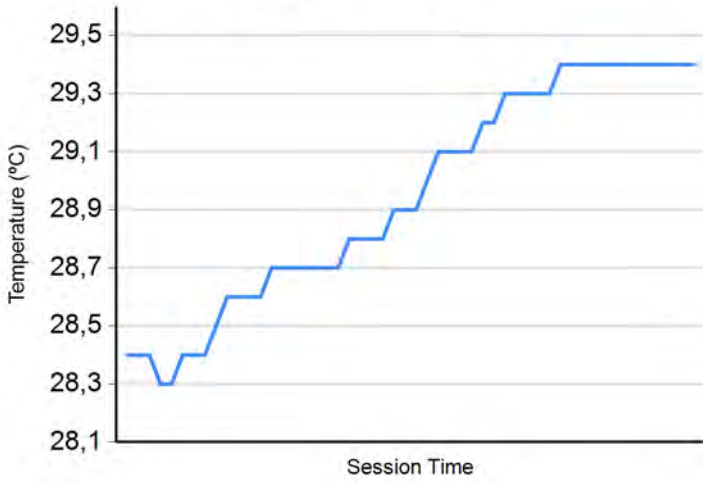


<u>Nr.</u>	<u>In Day Time</u>	<u>Entrant</u>	<u>Nat</u>	<u>Driver</u>	<u>Nat</u>	<u>Cat</u>	<u>Chassis</u>	<u>Team</u>	<u>In Time</u>	<u>Stop N°</u>	<u>Pit Time</u>	<u>Handicap</u>	<u>Penalty</u>
3	13:56:04.098	RP Motorsport	ITA	Christian Hahn	BRA		Dallara F312	RP Motorsport	12:59.084	1	31.874		

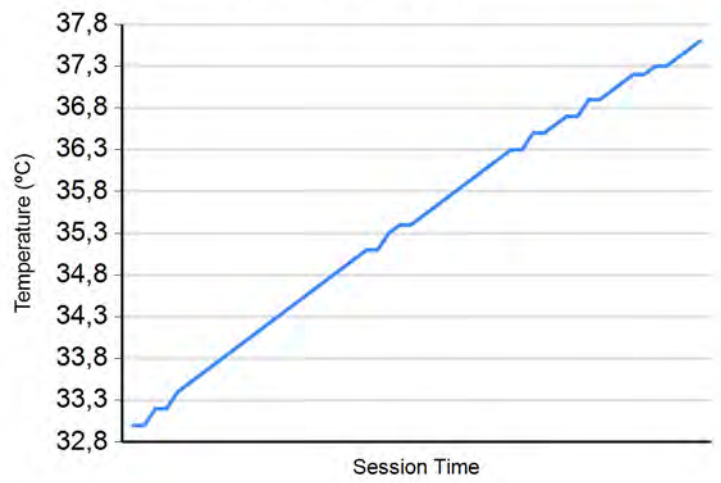




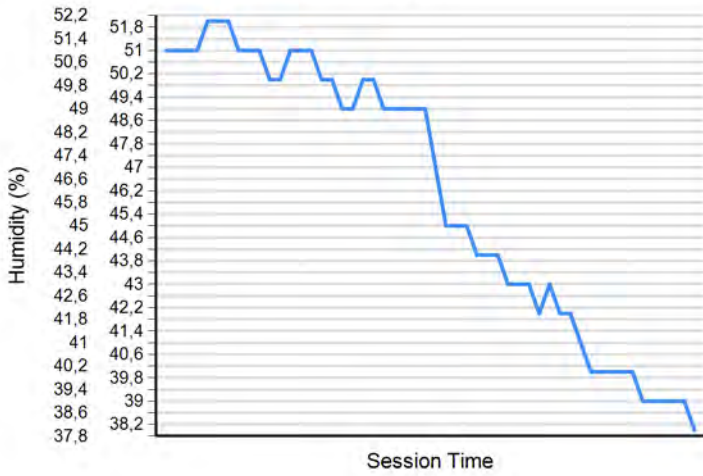
Air Temperature



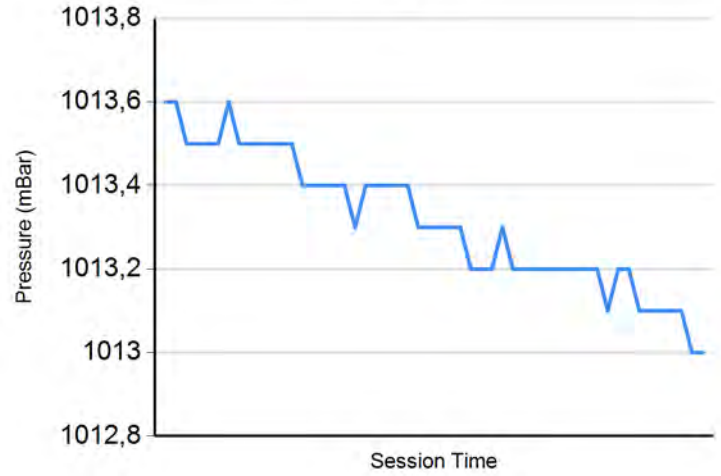
Track Temperature



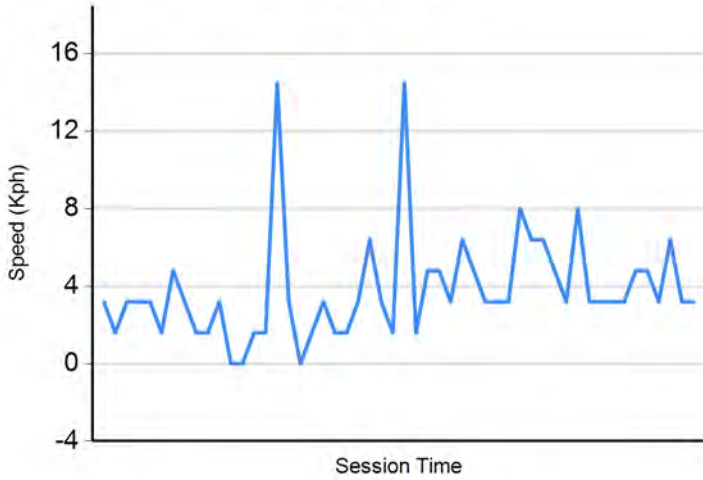
Humidity



Pressure

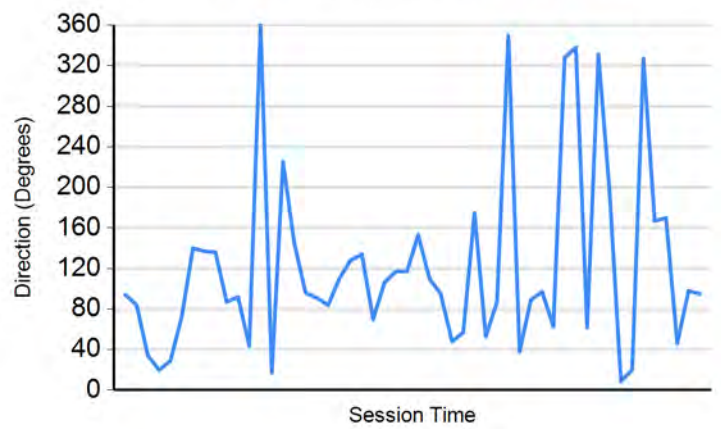


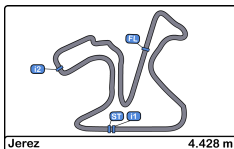
Wind Speed



Wind direction

North = 0°/360° Est = 90° South = 180° West = 270°





Circuito de Jerez
Euroformula Open
Race - 2
Final Results



Cls	Nº	Entrant	Nat	Driver	Nat	Cat	Cls	Chassis	Team	Laps	Total Time	Gap	Interval	Km/h	Best	Time	Km/h
1	4	RP Motorsport	ITA	Felipe Drugovich	BRA			Dallara F312	RP Motorsport	19	35:55.118			140.5	7	1:37.888	162.8
2	10	RACE	ESP	Bent Viscaal	NLD	R	1	Dallara F312	Teo Martin Motorsport	19	36:02.218	7.100	7.100	140.0	7	1:37.956	162.7
3	18	Campos Racing	ESP	Marcos Siebert	ARG			Dallara F312	Campos Racing	19	36:10.120	15.002	7.902	139.5	12	1:38.743	161.4
4	28	Carlin Motorsport	GBR	Cameron Das	USA			Dallara F312	Carlin Motorsport	19	36:10.783	15.665	0.663	139.5	8	1:38.769	161.3
5	58	Drivex School	ESP	Javier Gonzalez	MEX	R	2	Dallara F312	Drivex School	19	36:11.463	16.345	0.680	139.4	12	1:38.711	161.4
6	34	Carlin Motorsport	GBR	Matheus Iorio	BRA			Dallara F312	Carlin Motorsport	19	36:18.578	23.460	7.115	139.0	9	1:39.272	160.5
7	77	RP Motorsport	ITA	Guilherme Samaia	BRA			Dallara F312	RP Motorsport	19	36:22.676	27.558	4.098	138.7	19	1:38.965	161.0
8	1	RP Motorsport	ITA	David Schumacher	DEU	R	3	Dallara F312	RP Motorsport	19	36:24.059	28.941	1.383	138.6	15	1:39.145	160.7
9	11	Campos Racing	ESP	Petru Florescu	ROU			Dallara F312	Campos Racing	19	36:25.311	30.193	1.252	138.5	19	1:39.143	160.7
10	5	Carlin Motorsport	GBR	Dev Gore	USA	R	4	Dallara F312	Carlin Motorsport	19	36:32.575	37.457	7.264	138.1	9	1:39.525	160.1
11	3	RP Motorsport	ITA	Christian Hahn	BRA			Dallara F312	RP Motorsport	19	36:39.494	44.376	6.919	137.7	13	1:38.653	161.5
Not classified: (Requirements: 75% of number laps of leader = 15 Laps)																	
	8	Drivex School	ESP	Lukas Dunner	AUT	R	5	Dallara F312	Drivex School								
	51	RACE	ESP	Aldo Festante	ITA	R	6	Dallara F312	Teo Martin Motorsport								

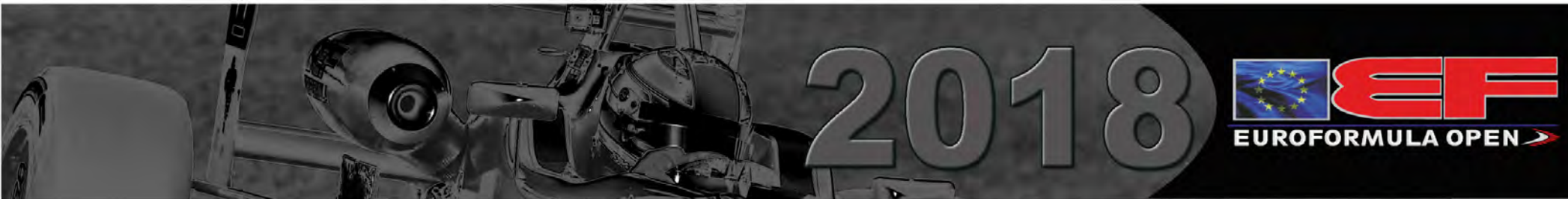
Fastest lap Felipe Drugovich in 1:37.888 at 162.8 Km/h in lap 7

Published at:.....

Track Temp: 37.3 °C Air Temp: 29.4 °C Humidity: 39 % Track Status: DRY

Stewards:	Race Director:	Timekeeper:





Championship Classification

Cls.	Nº	Name	Net	Pts.	Estoril			Paul Ricard			SPA-Francorchamps			Hungaroring			Silverstone			Monza			Jerez			Barcelona																													
					Race - 1		Race - 2		Race - 1		Race - 2		Race - 1		Race - 2		Race - 1		Race - 2		Race - 1		Race - 2		Race - 1		Race - 2		Race - 1		Race - 2																								
					Q	R	F	Q	R	F	Q	R	F	Q	R	F	Q	R	F	Q	R	F	Q	R	F	Q	R	F	Q	R	F	Q	R	F	Q	R	F																		
1	4	Felipe Drugovich	354	354	1	25		18		1	25	1	1	25	1	1	25	1	1	25	1	1	25	1	1	25	1	1	25	1	1	25	1																						
2	10	Bent Viscaal	211	211		10		15		18		6		10		15		18		1	18		18		1	25	1	1		18		18		18																					
3	34	Matheus Iorio	166	166	18		6		15		18		18		8		12		10		6		8		10		12		15		10																								
4	18	Marcos Siebert	161	161	12		25	1	4		8		1	12		15		15		10		12		18			1	12		15																									
5	28	Cameron Das	137	137	15	1	8		8		15			10		10		12		8		15			15		8		12																										
6	8	Lukas Dunner	77	77	8								12		1		2		4		15		10		15			10																											
7	77	Guilherme Samaia	76	76	6		4		12		12		15		4			1		1		1		1			6		6		8																								
8	11	Alex Karkosik	66	66			2		6		10			18			8		12		2		8																																
9	3	Christian Hahn	29	29				1				8		2			6						6		2		2		2		2																								
10	21	Calan Williams	25	25								6			8					2		4		1		4																													
11	7	Jannes Fittie	22	22		4		12		2		2		2																																									
12	11	Petru Florescu	21	21			1	10																				4		6																									
13	51	Aldo Festante	21	21			1		10		1					4							4				1																												
14	3	Leonardo Lorandi	20	20																			12		8																														
15	15	Yves Baltas	18	18		2										6					4		6																																
16	1	Kavlen Frederick	11	11																								10	1																										
17	1	Leonard Hoodenboo	9	9								1		6			2																																						
18	3	Michael Benvahia	9	9		1					4		4																																										
19	5	Dev Gore	7	7																			2		1				4																										
20	32	Moritz Müller-Creppo	0	0																																																			
21	19	Raul Guzman	0	0																																																			



Santísima Trinidad 30, 28010 Madrid
 Tel y Fax 91.448.32.06
 www.cronococa.com
 info@cronococa.com




Juan Bravo 17, 28006 Madrid
 Tel 91.432.27.50
 www.gtsport.es
 info@gtsport.es



Championship Rookie Classification

Cls.	Nº	Name	Net Pts.	Pts.	Estoril		Paul Ricard		SPA-Francorchamps		Hungaroring		Silverstone		Monza		Jerez		Barcelona	
					R1	R2	R1	R2	R1	R2	R1	R2	R1	R2	R1	R2	R1	R2	R1	R2
1	10	Bent Viscaal	128	128	10	10	10	10	8	10	10	10	10	10	10	10	10	10		
2	8	Lukas Dunner	82	82	8	6		3	10	6	4	8	8	8	10	3	8			
3	51	Aldo Festante	50	50	3	8	8	6			6	3	4		6		6			
4	15	Yves Baltas	37	37	6			4		3	8	4	6	6						
5	5	Dev Gore	27	27									3	4	4	4	4	8		
6	3	Michael Benyahia	26	26	4	4		8	6	4										
7	1	Leonard Hoogenboom	18	18					4	8		6								
8	3	Leonardo Lorandi	14	14										8	6					
9	1	Kaylen Frederick	11	11										3	8					
10	19	Raul Guzman	6	6			6													
11	32	Moritz Müller-Creppon	3	3		3														



Championship Teams' Classification

Cls.	Team	Pts.	Estoril		Paul Ricard		SPA-Francorchamps		Hungaroring		Silverstone		Monza		Jerez		Barcelona	
			R1	R2	R1	R2	R1	R2	R1	R2	R1	R2	R1	R2	R1	R2	R1	R2
1	RP Motorsport	157	10	8	14	14	16	10	10	10	10	8	14	13	10	10		
2	Carlin Motorsport	91	14		6	14	8	3	7	7		6	3	10	6	7		
3	Teo Martin Motorsport	84	3	6	8		3	6	8	8	8	10		8	8	8		
4	Campos Racing	70	4	10		3		12	6	6	7	4	8		4	6		
5	Drivex School	26		4			4				6	3	6		3			
6	Fortec Motorsport	3		3														



Drivers Statistics

Cls.	Nº	Name	Net Points	Points	First Positions	Seconds Positions	Thirds Positions	Race Fastest Laps	Pole Positions	Laps in first place	Km. covered in Race	Km. covered in Practice
1	4	Felipe Drugovich	354	354	12	2		9	9	186	1218.528	2067.210
2	10	Bent Viscaal	211	211	1	7	2	1	3	19	1183.770	2175.971
3	34	Matheus Iorio	166	166		3	2			1	1218.528	2168.849
4	18	Marcos Siebert	161	161	1	1	3	2	1	14	1177.977	2140.436
5	28	Cameron Das	137	137			4	1		6	1082.605	2200.613
6	8	Lukas Dunner	77	77			2				1082.014	2169.412
7	77	Guilherme Samaia	76	76			1				1133.877	2105.739
8	11	Alex Karkosik	66	66		1					854.606	1819.245
9	3	Christian Hahn	29	29							1129.711	2115.356
10	21	Calan Williams	25	25							990.430	1992.160
11	7	Jannes Fittje	22	22							523.284	846.522
12	11	Petru Florescu	21	21					1	6	285.114	517.338
13	51	Aldo Festante	21	21							920.088	2129.696
14	3	Leonardo Lorandi	20	20							196.962	307.029
15	15	Yves Baltas	18	18							730.464	1549.342
16	1	Kaylen Frederick	11	11				1			185.376	347.580
17	1	Leonard Hoogenboom	9	9							294.252	709.414
18	3	Michael Benyahia	9	9							435.654	934.682
19	5	Dev Gore	7	7							537.528	1104.746
20	32	Moritz Müller-Creppon	0	0							158.916	259.284
21	19	Raul Guzman	0	0							175.260	251.206



Drivers Performance

Cls.	Nº	Name	Net Pts.	Pts.	Estoril		Paul Ricard		SPA-Francorchamps		Hungaroring		Silverstone		Monza		Jerez		Barcelona		
					R1	R2	R1	R2	R1	R2	R1	R2	R1	R2	R1	R2	R1	R2	R1	R2	R1
1	4	Felipe Drugovich	354	354	1-1	3-2	1-1	1-1	1-1	1-1	1-1	2-1	1-1	2-2	3-1	1-1	2-1	1-1			
2	10	Bent Viscaal	211	211	4-5	6-3	2-2	2-7	10-5	3-3	2-2	1-2	2-2	1-1	1-NC	2-2	3-2	2-2			
3	34	Matheus Iorio	166	166	2-2	11-7	3-3	3-2	6-2	8-6	8-4	5-5	10-7	7-6	7-5	4-4	4-3	5-5			
4	18	Marcos Siebert	161	161	3-4	2-1	12-8	10-6	3-11	4-4	4-3	6-3	7-5	4-4	2-2	8-NC	1-4	3-3			
5	28	Cameron Das	137	137	6-3	5-6	10-6	5-3	2-NC	10-5	7-5	3-4	6-6	3-3	10-NC	6-3	6-6	4-4			
6	8	Lukas Dunner	77	77	9-6	10-12	6-NC	11-14	7-4	5-10	9-9	4-8	3-3	6-5	4-3	10-12	5-5	6-NP			
7	77	Guilherme Samaia	76	76	5-7	8-8	4-4	4-4	9-3	6-8	6-NC	9-10	8-10	9-10	14-11	5-7	8-7	10-6			
8	11	Alex Karkosik	66	66	11-13	15-9	15-7	6-5	5-NP	2-2	5-NC	10-6	4-4	11-9	8-6	7-11	NP-NP	NP-NP			
9	3	Christian Hahn	29	29	13-12	NP-NC	13-10	13-11	13-6	12-9	13-NC	8-7	12-13	12-11	13-7	14-9	9-9	9-9			
10	21	Calan Williams	25	25	10-14	9-11	8-NC	9-12	8-7	9-14	11-6	11-11	5-9	5-8	5-10	3-8	NP-NP	NP-NP			
11	7	Jannes Fittje	22	22	7-8	4-4	11-9	8-9	4-9	7-12	NP-NP	NP-NP	NP-NP	NP-NP	NP-NP	NP-NP	NP-NP	NP-NP			
12	11	Petru Florescu	21	21	8-NC	1-5	NP-NP	NP-NP	NP-NP	NP-NP	NP-NP	NP-NP	NP-NP	NP-NP	NP-NP	NP-NP	NP-NP	NP-NP			
13	51	Aldo Festante	21	21	12-11	7-10	7-5	7-10	15-NP	15-15	12-8	13-13	11-11	10-NC	12-8	13-NC	11-10	8-NP			
14	3	Leonardo Lorandi	20	20	NP-NP	NP-NP	NP-NP	NP-NP	NP-NP	NP-NP	NP-NP	NP-NP	NP-NP	NP-NP	NP-NP	6-4	9-6	NP-NP	NP-NP		
15	15	Yves Baltas	18	18	14-9	14-15	14-NC	15-13	14-NP	14-13	3-7	12-12	9-8	8-7	NP-NP	NP-NP	NP-NP	NP-NP			
16	1	Kaylen Frederick	11	11	NP-NP	NP-NP	NP-NP	NP-NP	NP-NP	NP-NP	NP-NP	NP-NP	NP-NP	NP-NP	NP-NP	9-12	11-5	NP-NP	NP-NP		
17	1	Leonard Hoogenboom	9	9	NP-NP	NP-NP	NP-NP	NP-NP	11-10	13-7	10-NC	7-9	NP-NP	NP-NP	NP-NP	NP-NP	NP-NP	NP-NP			
18	3	Michael Benyahia	9	9	15-10	13-13	5-NP	12-8	12-8	11-11	NP-NP	NP-NP	NP-NP	NP-NP	NP-NP	NP-NP	NP-NP	NP-NP			
19	5	Dev Gore	7	7	NP-NP	NP-NP	NP-NP	NP-NP	NP-NP	NP-NP	NP-NP	NP-NP	13-12	13-12	11-9	12-10	10-11	11-8			
20	32	Moritz Müller-Creppon	0	0	16-15	12-14	NP-NP	NP-NP	NP-NP	NP-NP	NP-NP	NP-NP	NP-NP	NP-NP	NP-NP	NP-NP	NP-NP	NP-NP			
21	19	Raul Guzman	0	0	NP-NP	NP-NP	9-11	14-15	NP-NP	NP-NP	NP-NP	NP-NP	NP-NP	NP-NP	NP-NP	NP-NP	NP-NP	NP-NP			

CAMPEONATO DE ESPAÑA DE F3

Championship Classification

Cls.	Nº	Name	Pts.	Estoril						Jerez						Barcelona					
				Race - 1			Race - 2			Race - 1			Race - 2			Race - 1			Race - 2		
				Q	R	FL	Q	R	FL	Q	R	FL	Q	R	FL	Q	R	FL	Q	R	FL
1	4	Felipe Drugovich	106	1	25			25	1	1	25	1	1	25	1						
2	10	Bent Viscaal	66		12			18			18			18							
3	28	Cameron Das	51		15	1		10			10			15							
4	34	Matheus Iorio	51		18			8			15			10							
5	77	Guilherme Samaia	30		8			6			8			8							
6	8	Lukas Dunner	22		10						12										
7	7	Jannes Fittje	21		6			15													
8	19	Petru Florescu	13				1	12													
9	58	Javier Gonzalez	12											12							
10	3	Christian Hahn	11		1						6			4							
11	1	David Schumacher	8								2			6							
12	51	Aldo Festante	8		2			2			4										
13	1	Alex Karkosik	4					4													
14	3	Michael Benyahia	4		4																
15	21	Calan Williams	1					1													
16	32	Moritz Müller-Creppon	0																		

CAMPEONATO DE ESPAÑA DE F3

Championship Teams' Classification

Cls.	Team	Pts.	Estoril		Jerez		Barcelona	
			R1	R2	R1	R2	R1	R2
1	RP Motorsport	40	10	10	10	10		
2	Carlin Motorsport	35	14	3	9	9		
3	Teo Martin Motorsport	28	4	8	8	8		
4	Drivex School	17	3	6	4	4		
5	Fortec Motorsport	4		4				