

**Circuito de Jerez**  
**Championnat de France F4**  
**Race - 2**  
**Provisional Results**



Cls	N°	Driver	Nat	Team	Class	Cls	Laps	Total Time	Gap	Interval	Km/h	Best	Time	Km/h
1	87	O'Neill Muth	DEU		Junior	1	12	<b>22:25.714</b>			142.1	5	1:51.209	143.3
2	30	Esteban Muth	DEU				12	<b>22:26.370</b>	0.656	0.656	142.0	4	1:51.093	143.4
3	11	Pierre-Louis Chovet	FRA				12	<b>22:29.301</b>	3.587	2.931	141.7	5	1:51.430	143.0
4	27	Ugo De Wilde	BEL				12	<b>22:30.127</b>	4.413	0.826	141.6	6	1:51.422	143.0
5	31	Ulysse De Pauw	BEL				12	<b>22:30.447</b>	4.733	0.320	141.6	7	1:51.443	143.0
6	23	Caio Collet	BRA				12	<b>22:30.952</b>	5.238	0.505	141.5	7	1:51.361	143.1
7	7	Arthur Leclerc	MCO				12	<b>22:31.499</b>	5.785	0.547	141.5	4	1:51.358	143.1
8	21	Théo Pourchaire	FRA		Junior	2	12	<b>22:33.020</b>	7.306	1.521	141.3	4	1:51.626	142.8
9	28	Alessandro Ghiretti	FRA				12	<b>22:33.969</b>	8.255	0.949	141.2	6	1:51.618	142.8
10	10	Reshad De Gerus	FRA		Junior	3	12	<b>22:34.602</b>	8.888	0.633	141.2	6	1:51.510	142.9
11	22	Théo Nouet	FRA				12	<b>22:35.542</b>	9.828	0.940	141.1	6	1:51.673	142.7
12	4	Baptiste Moulin	BEL				12	<b>22:36.015</b>	10.301	0.473	141.0	10	1:51.692	142.7
13	1	Baptiste Berthelot	FRA				12	<b>22:43.356</b>	17.642	7.341	140.3	4	1:52.236	142.0
14	16	Sacha Lehmann	FRA				12	<b>22:43.525</b>	17.811	0.169	140.2	7	1:51.927	142.4
15	51	Shihab Al Habsi	OMN		Junior	4	12	<b>22:44.187</b>	18.473	0.662	140.2	7	1:51.572	142.8

**Fastest lap Esteban Muth in 1:51.093 at 143.5 Km/h in lap 4**

Published at:.....

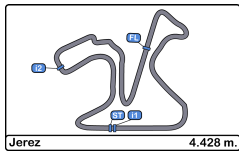
Track Temp: **24.7 °C** Air Temp: **23.8 °C** Humidity: **74 %** Track Status: **DRY**

Stewards:

Race Director:

Timekeeper:





**Circuito de Jerez**  
**Championnat de France F4**  
**Race - 2**  
**Provisional Results by Class**



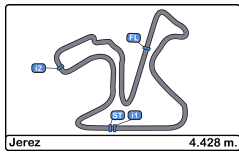
Cla	N°	Driver	Nat	Team	Class	Cls	Laps	Total Time	Gap	Interval	Km/h	Best	Time	Km/h
1	30	Esteban Muth	DEU				12	<b>22:26.370</b>			142.0	4	1:51.093	143.4
2	11	Pierre-Louis Chovet	FRA				12	<b>22:29.301</b>	3.587	2.931	141.7	5	1:51.430	143.0
3	27	Ugo De Wilde	BEL				12	<b>22:30.127</b>	4.413	0.826	141.6	6	1:51.422	143.0
4	31	Ulysse De Pauw	BEL				12	<b>22:30.447</b>	4.733	0.320	141.6	7	1:51.443	143.0
5	23	Caio Collet	BRA				12	<b>22:30.952</b>	5.238	0.505	141.5	7	1:51.361	143.1
6	7	Arthur Leclerc	MCO				12	<b>22:31.499</b>	5.785	0.547	141.5	4	1:51.358	143.1
7	28	Alessandro Ghiretti	FRA				12	<b>22:33.969</b>	8.255	2.470	141.2	6	1:51.618	142.8
8	22	Théo Nouet	FRA				12	<b>22:35.542</b>	9.828	1.573	141.1	6	1:51.673	142.7
9	4	Baptiste Moulin	BEL				12	<b>22:36.015</b>	10.301	0.473	141.0	10	1:51.692	142.7
10	1	Baptiste Berthelot	FRA				12	<b>22:43.356</b>	17.642	7.341	140.3	4	1:52.236	142.0
11	16	Sacha Lehmann	FRA				12	<b>22:43.525</b>	17.811	0.169	140.2	7	1:51.927	142.4

Published at:.....

Track Temp: **24.7 °C** Air Temp: **23.8 °C** Humidity: **74 %** Track Status: **DRY**

<b>Stewards:</b>	<b>Race Director:</b>	<b>Timekeeper:</b> 
------------------	-----------------------	------------------------



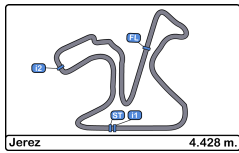


**Circuito de Jerez**  
**Championnat de France F4**  
**Race - 2**



**Provisional Classification by Driver Fastest Lap**

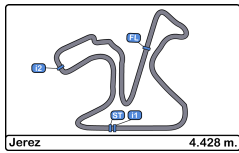
Cls	N°	Driver	Team	Class	Cls	Laps	Best	Time	Gap	Interval	Km/h
1	30	Esteban Muth	DEU			12	4	1:51.093			143.4
2	87	O'Neill Muth	DEU	Junior	1	12	5	1:51.209	0.116	0.116	143.3
3	7	Arthur Leclerc	MCO			12	4	1:51.358	0.265	0.149	143.1
4	23	Caio Collet	BRA			12	7	1:51.361	0.268	0.003	143.1
5	27	Ugo De Wilde	BEL			12	6	1:51.422	0.329	0.061	143.0
6	11	Pierre-Louis Chovet	FRA			12	5	1:51.430	0.337	0.008	143.0
7	31	Ulysse De Pauw	BEL			12	7	1:51.443	0.350	0.013	143.0
8	10	Reshad De Gerus	FRA	Junior	2	12	6	1:51.510	0.417	0.067	142.9
9	51	Shihab Al Habsi	OMN	Junior	3	12	7	1:51.572	0.479	0.062	142.8
10	28	Alessandro Ghiretti	FRA			12	6	1:51.618	0.525	0.046	142.8
11	21	Théo Pourchaire	FRA	Junior	4	12	4	1:51.626	0.533	0.008	142.8
12	22	Théo Nouet	FRA			12	6	1:51.673	0.580	0.047	142.7
13	4	Baptiste Moulin	BEL			12	10	1:51.692	0.599	0.019	142.7
14	16	Sacha Lehmann	FRA			12	7	1:51.927	0.834	0.235	142.4
15	1	Baptiste Berthelot	FRA			12	4	1:52.236	1.143	0.309	142.0



**Circuito de Jerez**  
**Championnat de France F4**  
**Race - 2**  
**Distance and Speed Average**



Cls	Nº	Driver	Nat	Team	Class	Cls	Laps	Distance	Total Time	Km/h
1	87	O'Neill Muth	DEU		Junior	1	12	53.13	22:25.714	142.1
2	30	Esteban Muth	DEU				12	53.13	22:26.370	142.0
3	11	Pierre-Louis Chovet	FRA				12	53.13	22:29.301	141.7
4	27	Ugo De Wilde	BEL				12	53.13	22:30.127	141.6
5	31	Ulysse De Pauw	BEL				12	53.13	22:30.447	141.6
6	23	Caio Collet	BRA				12	53.13	22:30.952	141.5
7	7	Arthur Leclerc	MCO				12	53.13	22:31.499	141.5
8	21	Théo Pourchaire	FRA		Junior	2	12	53.13	22:33.020	141.3
9	28	Alessandro Ghiretti	FRA				12	53.13	22:33.969	141.2
10	10	Reshad De Gerus	FRA		Junior	3	12	53.13	22:34.602	141.2
11	22	Théo Nouet	FRA				12	53.13	22:35.542	141.1
12	4	Baptiste Moulin	BEL				12	53.13	22:36.015	141.0
13	1	Baptiste Berthelot	FRA				12	53.13	22:43.356	140.3
14	16	Sacha Lehmann	FRA				12	53.13	22:43.525	140.2
15	51	Shihab Al Habsi	OMN		Junior	4	12	53.13	22:44.187	140.2



**Circuito de Jerez**  
**Championnat de France F4**  
**Race - 2**  
**Lap Analysis**



**1** Baptiste Berthelot **10** Reshad De Gerus Junior

Lap D	Time	Sector 1	Sector 2	Sector 3	T. Spd	Elapsed	Lap D	Time	Sector 1	Sector 2	Sector 3	T. Spd	Elapsed
1	2:05.265	53.183	31.747	40.335	190.8	2:05.265	1	2:03.070	52.131	31.367	39.572	192.1	2:03.070
2	1:52.409	42.508	30.870	39.031	193.8	3:57.674	2	1:52.724	42.920	30.898	38.906	189.8	3:55.794
3	1:52.346	42.491	30.949	38.906	191.8	5:50.020	3	1:51.852	42.606	30.721	38.525	189.4	5:47.646
4	1:52.236	42.522	30.961	38.753	191.1	7:42.256	4	1:51.877	42.412	30.646	38.819	190.4	7:39.523
5	1:52.458	42.641	30.832	38.985	189.8	9:34.714	5	1:51.582	42.410	30.677	38.495	191.4	9:31.105
6	1:52.525	42.786	30.874	38.865	190.1	11:27.239	6	1:51.510	42.257	30.717	38.536	191.4	11:22.615
7	1:52.394	42.631	30.903	38.860	190.1	13:19.633	7	1:52.005	42.468	30.690	38.847	191.4	13:14.620
8	1:52.349	42.578	30.836	38.935	190.1	15:11.982	8	1:51.843	42.441	30.592	38.810	191.1	15:06.463
9	1:52.636	42.784	30.918	38.934	190.4	17:04.618	9	1:51.995	42.566	30.774	38.655	191.4	16:58.458
10	1:52.552	42.611	31.070	38.871	189.8	18:57.170	10	1:52.074	42.555	30.789	38.730	191.4	18:50.532
11	1:53.239	42.901	30.977	39.361	189.8	20:50.409	11	1:51.874	42.432	30.531	38.911	191.8	20:42.406
12	1:52.947	42.854	30.970	39.123	190.8	22:43.356	12	1:52.196	42.546	30.854	38.796	191.8	22:34.602

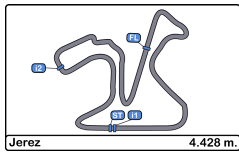
**4** Baptiste Moulin **11** Pierre-Louis Chovet

Lap D	Time	Sector 1	Sector 2	Sector 3	T. Spd	Elapsed	Lap D	Time	Sector 1	Sector 2	Sector 3	T. Spd	Elapsed
1	2:04.133	52.549	31.492	40.092	192.5	2:04.133	1	2:00.083	50.415	30.881	38.787	187.8	2:00.083
2	1:52.833	42.786	31.024	39.023	190.1	3:56.966	2	1:52.804	42.725	31.326	38.753	188.1	3:52.887
3	1:52.311	42.737	30.821	38.753	189.8	5:49.277	3	1:51.685	42.489	30.629	38.567	189.4	5:44.572
4	1:51.780	42.554	30.627	38.599	190.1	7:41.057	4	1:51.643	42.485	30.725	38.433	189.4	7:36.215
5	1:51.886	42.471	30.690	38.725	189.8	9:32.943	5	1:51.430	42.500	30.601	38.329	189.8	9:27.645
6	1:51.931	42.436	30.659	38.836	190.1	11:24.874	6	1:51.532	42.449	30.645	38.438	188.8	11:19.177
7	1:51.885	42.446	30.573	38.866	190.4	13:16.759	7	1:51.638	42.479	30.655	38.504	189.1	13:10.815
8	1:51.826	42.522	30.624	38.680	189.8	15:08.585	8	1:51.435	42.263	30.656	38.516	189.8	15:02.250
9	1:51.805	42.405	30.669	38.731	190.4	17:00.390	9	1:51.938	42.476	30.775	38.687	189.8	16:54.188
10	1:51.692	42.455	30.614	38.623	190.8	18:52.082	10	1:51.612	42.451	30.694	38.467	188.8	18:45.800
11	1:51.983	42.357	30.748	38.878	190.8	20:44.065	11	1:51.698	42.368	30.793	38.537	189.1	20:37.498
12	1:51.950	42.343	30.901	38.706	191.8	22:36.015	12	1:51.803	42.550	30.676	38.577	189.4	22:29.301

**7** Arthur Leclerc **16** Sacha Lehmann

Lap D	Time	Sector 1	Sector 2	Sector 3	T. Spd	Elapsed	Lap D	Time	Sector 1	Sector 2	Sector 3	T. Spd	Elapsed
1	2:02.142	51.625	31.243	39.274	192.8	2:02.142	1	2:04.845	52.815	31.560	40.470	191.8	2:04.845
2	1:52.407	42.834	30.810	38.763	192.1	3:54.549	2	1:53.107	42.778	31.373	38.956	190.4	3:57.952
3	1:51.857	42.382	30.662	38.813	191.8	5:46.406	3	1:52.344	42.657	30.887	38.800	190.8	5:50.296
4	1:51.358	42.157	30.570	38.631	192.1	7:37.764	4	1:52.419	42.551	31.044	38.824	191.8	7:42.715
5	1:51.710	42.268	30.824	38.618	192.1	9:29.474	5	1:52.191	42.585	30.796	38.810	189.1	9:34.906
6	1:51.812	42.350	30.649	38.813	192.8	11:21.286	6	1:53.879	42.821	31.430	39.628	192.5	11:28.785
7	1:51.544	42.289	30.659	38.596	191.1	13:12.830	7	1:51.927	42.285	30.723	38.919	191.8	13:20.712
8	1:51.678	42.363	30.617	38.698	192.5	15:04.508	8	1:51.965	42.471	30.794	38.700	191.4	15:12.677
9	1:51.575	42.365	30.591	38.619	191.8	16:56.083	9	1:52.651	42.942	30.932	38.777	191.8	17:05.328
10	1:51.632	42.445	30.574	38.613	191.8	18:47.715	10	1:52.513	42.524	31.145	38.844	191.8	18:57.841
11	1:51.944	42.375	30.726	38.843	192.5	20:39.659	11	1:52.842	42.693	31.311	38.838	193.2	20:50.683
12	1:51.840	42.414	30.670	38.756	191.4	22:31.499	12	1:52.842	42.687	31.247	38.908	194.2	22:43.525





**Circuito de Jerez**  
**Championnat de France F4**  
**Race - 2**  
**Lap Analysis**



21

Théo Pourchaire

Junior 27

Ugo De Wilde

Lap D	Time	Sector 1	Sector 2	Sector 3	T. Spd	Elapsed	Lap D	Time	Sector 1	Sector 2	Sector 3	T. Spd	Elapsed
1	2:02.494	51.354	31.769	39.371	191.4	2:02.494	1	2:01.484	51.006	31.172	39.306	188.8	2:01.484
2	1:52.581	42.844	30.885	38.852	190.4	3:55.075	2	1:51.907	42.521	30.604	38.782	190.4	3:53.391
3	1:51.720	42.463	30.683	38.574	190.4	5:46.795	3	1:51.702	42.440	30.586	38.676	191.1	5:45.093
4	1:51.626	42.440	30.608	38.578	190.8	7:38.421	4	1:51.547	42.401	30.587	38.559	191.1	7:36.640
5	1:51.632	42.361	30.631	38.640	191.1	9:30.053	5	1:51.794	42.556	30.704	38.534	190.1	9:28.434
6	1:51.671	42.389	30.645	38.637	191.1	11:21.724	6	1:51.422	42.371	30.515	38.536	190.8	11:19.856
7	1:51.710	42.465	30.680	38.565	191.1	13:13.434	7	1:51.707	42.331	30.649	38.727	191.1	13:11.563
8	1:51.781	42.506	30.710	38.565	190.4	15:05.215	8	1:51.873	42.610	30.568	38.695	193.5	15:03.436
9	1:51.685	42.404	30.691	38.590	191.4	16:56.900	9	1:51.641	42.394	30.508	38.739	190.8	16:55.077
10	1:52.136	42.617	30.744	38.775	189.8	18:49.036	10	1:51.552	42.383	30.440	38.729	191.4	18:46.629
11	1:51.927	42.482	30.744	38.701	190.4	20:40.963	11	1:51.574	42.365	30.535	38.674	191.1	20:38.203
12	1:52.057	42.502	30.764	38.791	189.4	22:33.020	12	1:51.924	42.419	30.615	38.890	191.8	22:30.127

22

Théo Nouet

28

Alessandro Ghiretti

Lap D	Time	Sector 1	Sector 2	Sector 3	T. Spd	Elapsed	Lap D	Time	Sector 1	Sector 2	Sector 3	T. Spd	Elapsed
1	2:03.791	52.312	31.492	39.987	192.5	2:03.791	1	2:02.850	51.832	31.325	39.693	192.1	2:02.850
2	1:52.294	42.687	30.827	38.780	190.1	3:56.085	2	1:52.445	42.688	30.874	38.883	192.1	3:55.295
3	1:52.134	42.706	30.717	38.711	190.4	5:48.219	3	1:51.847	42.577	30.672	38.598	190.8	5:47.142
4	1:52.056	42.394	30.820	38.842	191.4	7:40.275	4	1:51.619	42.396	30.626	38.597	191.4	7:38.761
5	1:51.716	42.313	30.761	38.642	191.1	9:31.991	5	1:51.737	42.313	30.644	38.780	190.8	9:30.498
6	1:51.673	42.372	30.654	38.647	189.8	11:23.664	6	1:51.618	42.314	30.605	38.699	191.8	11:22.116
7	1:51.692	42.346	30.679	38.667	190.8	13:15.356	7	1:51.913	42.508	30.703	38.702	190.8	13:14.029
8	1:52.001	42.333	30.780	38.888	190.4	15:07.357	8	1:51.839	42.343	30.684	38.812	191.4	15:05.868
9	1:51.926	42.417	30.711	38.798	190.8	16:59.283	9	1:52.066	42.598	30.624	38.844	190.1	16:57.934
10	1:51.828	42.405	30.599	38.824	190.4	18:51.111	10	1:51.922	42.587	30.648	38.687	189.1	18:49.856
11	1:52.289	42.500	30.834	38.955	191.8	20:43.400	11	1:51.965	42.628	30.610	38.727	190.4	20:41.821
12	1:52.142	42.495	30.869	38.778	191.1	22:35.542	12	1:52.148	42.528	30.774	38.846	190.8	22:33.969

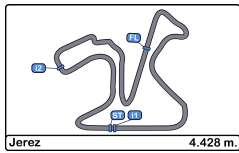
23

Caio Collet

30

Esteban Muth

Lap D	Time	Sector 1	Sector 2	Sector 3	T. Spd	Elapsed	Lap D	Time	Sector 1	Sector 2	Sector 3	T. Spd	Elapsed
1	2:01.984	51.463	31.113	39.408	193.8	2:01.984	1	2:00.604	50.745	31.050	38.809	189.4	2:00.604
2	1:52.239	42.729	30.817	38.693	192.1	3:54.223	2	1:51.737	42.416	30.741	38.580	191.4	3:52.341
3	1:51.519	42.367	30.718	38.434	191.8	5:45.742	3	1:51.239	42.292	30.524	38.423	189.8	5:43.580
4	1:51.497	42.331	30.666	38.500	192.8	7:37.239	4	1:51.093	42.114	30.448	38.531	190.8	7:34.673
5	1:51.849	42.462	30.755	38.632	191.8	9:29.088	5	1:51.280	42.143	30.571	38.566	191.4	9:25.953
6	1:51.607	42.418	30.657	38.532	192.1	11:20.695	6	1:51.214	42.126	30.502	38.586	191.4	11:17.167
7	1:51.361	42.232	30.601	38.528	192.5	13:12.056	7	1:51.293	42.171	30.514	38.608	192.1	13:08.460
8	1:52.024	42.748	30.624	38.652	191.8	15:04.080	8	1:51.473	42.282	30.543	38.648	192.5	14:59.933
9	1:51.531	42.379	30.653	38.499	192.8	16:55.611	9	1:51.547	42.217	30.659	38.671	192.5	16:51.480
10	1:51.634	42.479	30.645	38.510	192.8	18:47.245	10	1:51.402	42.340	30.591	38.471	189.8	18:42.882
11	1:51.663	42.483	30.648	38.532	192.8	20:38.908	11	1:51.797	42.565	30.622	38.610	191.1	20:34.679
12	1:52.044	42.485	30.701	38.858	192.1	22:30.952	12	1:51.691	42.264	30.682	38.745	192.1	22:26.370



**Circuito de Jerez**  
**Championnat de France F4**  
**Race - 2**  
**Lap Analysis**



**31**

Ulysse De Pauw

Lap	D	Time	Sector 1	Sector 2	Sector 3	T. Spd	Elapsed
1		2:01.808	51.081	31.280	39.447	190.8	2:01.808
2		1:52.086	42.721	30.760	38.605	191.1	3:53.894
3		1:51.529	42.410	30.582	<b>38.537</b>	190.8	5:45.423
4		1:51.582	42.387	30.575	38.620	192.1	7:37.005
5		1:51.835	42.425	30.748	38.662	192.1	9:28.840
6		1:51.469	42.352	30.574	38.543	190.4	11:20.309
7		<b>1:51.443</b>	<b>42.237</b>	30.624	38.582	192.5	13:11.752
8		1:52.021	42.782	30.580	38.659	191.1	15:03.773
9		1:51.549	42.429	<b>30.529</b>	38.591	191.8	16:55.322
10		1:51.725	42.456	30.585	38.684	192.5	18:47.047
11		1:51.574	42.424	30.531	38.619	191.8	20:38.621
12		1:51.826	42.420	30.637	38.769	191.4	22:30.447

**51**

Shihab Al Habsi

Junior

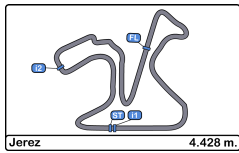
Lap	D	Time	Sector 1	Sector 2	Sector 3	T. Spd	Elapsed
1		2:05.403	53.062	32.148	40.193	191.4	2:05.403
2		1:53.100	42.975	31.133	38.992	190.1	3:58.503
3		1:52.407	42.722	30.900	38.785	190.4	5:50.910
4		1:52.238	42.517	31.087	<b>38.634</b>	191.4	7:43.148
5		1:52.052	42.579	30.724	38.749	191.1	9:35.200
6		1:53.182	42.621	31.289	39.272	194.5	11:28.382
7		<b>1:51.572</b>	<b>42.257</b>	<b>30.622</b>	38.693	190.1	13:19.954
8		1:52.305	42.668	30.848	38.789	191.8	15:12.259
9		1:52.676	43.043	30.955	38.678	190.8	17:04.935
10		1:52.615	42.685	31.086	38.844	190.8	18:57.550
11		1:53.641	42.831	31.195	39.615	191.4	20:51.191
12		1:52.996	42.715	31.094	39.187	191.4	22:44.187

**87**

O'Neill Muth

Junior

Lap	D	Time	Sector 1	Sector 2	Sector 3	T. Spd	Elapsed
1		1:59.188	49.827	30.694	38.667	186.8	1:59.188
2		1:51.814	42.556	30.537	38.721	188.1	3:51.002
3		1:51.480	42.428	30.540	38.512	189.1	5:42.482
4		1:51.386	<b>42.350</b>	30.489	38.547	189.1	7:33.868
5		<b>1:51.209</b>	42.363	30.477	<b>38.369</b>	189.4	9:25.077
6		1:51.401	42.353	<b>30.464</b>	38.584	190.1	11:16.478
7		1:51.438	42.460	30.492	38.486	189.8	13:07.916
8		1:51.539	42.486	30.540	38.513	190.1	14:59.455
9		1:51.432	42.409	30.548	38.475	190.1	16:50.887
10		1:51.679	42.374	30.648	38.657	190.1	18:42.566
11		1:51.568	42.495	30.580	38.493	189.8	20:34.134
12		1:51.580	42.552	30.494	38.534	190.1	22:25.714



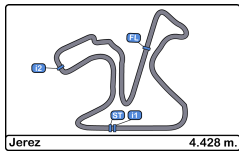
**Circuito de Jerez**  
**Championnat de France F4**  
**Race - 2**  
**Analysis by Lap**



Num	Lap Time	Gap	Num	Lap Time	Gap	Num	Lap Time	Gap	Num	Lap Time	Gap	Num	Lap Time	Gap
<b>Lap 1</b>			23	1:51.519	03.260	4	1:51.886	07.866	<b>Lap 8</b>			23	1:51.634	04.679
87	1:59.188		7	1:51.857	03.924	1	1:52.458	09.637	87	1:51.539		7	1:51.632	05.149
11	2:00.083	00.895	21	1:51.720	04.313	16	1:52.191	09.829	30	1:51.473	00.478	21	1:52.136	06.470
30	2:00.604	01.416	28	1:51.847	04.660	51	1:52.052	10.123	11	1:51.435	02.795	28	1:51.922	07.290
27	2:01.484	02.296	10	1:51.852	05.164	<b>Num Lap Time Gap</b>			27	1:51.873	03.981	10	1:52.074	07.966
31	2:01.808	02.620	22	1:52.134	05.737	<b>Lap 6</b>			31	1:52.021	04.318	22	1:51.828	08.545
23	2:01.984	02.796	4	1:52.311	06.795	87	1:51.401		23	1:52.024	04.625	4	1:51.692	09.516
7	2:02.142	02.954	1	1:52.346	07.538	30	1:51.214	00.689	7	1:51.678	05.053	1	1:52.552	14.604
21	2:02.494	03.306	16	1:52.344	07.814	11	1:51.532	02.699	21	1:51.781	05.760	51	1:52.615	14.984
28	2:02.850	03.662	51	1:52.407	08.428	27	1:51.422	03.378	28	1:51.839	06.413	16	1:52.513	15.275
10	2:03.070	03.882	<b>Num Lap Time Gap</b>			31	1:51.469	03.831	10	1:51.843	07.008	<b>Num Lap Time Gap</b>		
22	2:03.791	04.603	<b>Lap 4</b>			23	1:51.607	04.217	22	1:52.001	07.902	<b>Lap 11</b>		
4	2:04.133	04.945	87	1:51.386		7	1:51.812	04.808	4	1:51.826	09.130	87	1:51.568	
16	2:04.845	05.657	30	1:51.093	00.805	21	1:51.671	05.246	1	1:52.349	12.527	30	1:51.797	00.545
1	2:05.265	06.077	11	1:51.643	02.347	28	1:51.618	05.638	51	1:52.305	12.804	11	1:51.698	03.364
51	2:05.403	06.215	27	1:51.547	02.772	10	1:51.510	06.137	16	1:51.965	13.222	27	1:51.574	04.069
<b>Num Lap Time Gap</b>			31	1:51.582	03.137	22	1:51.673	07.186	<b>Num Lap Time Gap</b>			31	1:51.574	04.487
<b>Lap 2</b>			23	1:51.497	03.371	4	1:51.931	08.396	<b>Lap 9</b>			23	1:51.663	04.774
87	1:51.814		7	1:51.358	03.896	1	1:52.525	10.761	87	1:51.432		7	1:51.944	05.525
30	1:51.737	01.339	21	1:51.626	04.553	51	1:53.182	11.904	30	1:51.547	00.593	21	1:51.927	06.829
11	1:52.804	01.885	28	1:51.619	04.893	16	1:53.879	12.307	11	1:51.938	03.301	28	1:51.965	07.687
27	1:51.907	02.389	10	1:51.877	05.655	<b>Num Lap Time Gap</b>			27	1:51.641	04.190	10	1:51.874	08.272
31	1:52.086	02.892	22	1:52.056	06.407	<b>Lap 7</b>			31	1:51.549	04.435	22	1:52.289	09.266
23	1:52.239	03.221	4	1:51.780	07.189	87	1:51.438		23	1:51.531	04.724	4	1:51.983	09.931
7	1:52.407	03.547	1	1:52.236	08.388	30	1:51.293	00.544	7	1:51.575	05.196	1	1:53.239	16.275
21	1:52.581	04.073	16	1:52.419	08.847	11	1:51.638	02.899	21	1:51.685	06.013	16	1:52.842	16.549
28	1:52.445	04.293	51	1:52.238	09.280	27	1:51.707	03.647	28	1:52.066	07.047	51	1:53.641	17.057
10	1:52.724	04.792	<b>Num Lap Time Gap</b>			31	1:51.443	03.836	10	1:51.995	07.571	<b>Num Lap Time Gap</b>		
22	1:52.294	05.083	<b>Lap 5</b>			23	1:51.361	04.140	22	1:51.926	08.396	<b>Lap 12</b>		
4	1:52.833	05.964	87	1:51.209		7	1:51.544	04.914	4	1:51.805	09.503	87	1:51.580	
1	1:52.409	06.672	30	1:51.280	00.876	21	1:51.710	05.518	1	1:52.636	13.731	30	1:51.691	00.656
16	1:53.107	06.950	11	1:51.430	02.568	28	1:51.913	06.113	51	1:52.676	14.048	11	1:51.803	03.587
51	1:53.100	07.501	27	1:51.794	03.357	10	1:52.005	06.704	16	1:52.651	14.441	27	1:51.924	04.413
<b>Num Lap Time Gap</b>			31	1:51.835	03.763	22	1:51.692	07.440	<b>Num Lap Time Gap</b>			31	1:51.826	04.733
<b>Lap 3</b>			23	1:51.849	04.011	4	1:51.885	08.843	<b>Lap 10</b>			23	1:52.044	05.238
87	1:51.480		7	1:51.710	04.397	1	1:52.394	11.717	87	1:51.679		7	1:51.840	05.785
30	1:51.239	01.098	21	1:51.632	04.976	51	1:51.572	12.038	30	1:51.402	00.316	21	1:52.057	07.306
11	1:51.685	02.090	28	1:51.737	05.421	16	1:51.927	12.796	11	1:51.612	03.234	28	1:52.148	08.255
27	1:51.702	02.611	10	1:51.582	06.028				27	1:51.552	04.063	10	1:52.196	08.888
31	1:51.529	02.941	22	1:51.716	06.914				31	1:51.725	04.481	22	1:52.142	09.828





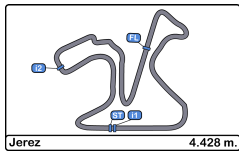


**Circuito de Jerez**  
**Championnat de France F4**  
**Race - 2**  
**Analysis by Lap**



Num	Lap Time	Gap
4	1:51.950	10.301
1	1:52.947	17.642
16	1:52.842	17.811
51	1:52.996	18.473

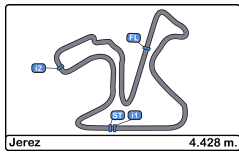




**Circuito de Jerez**  
**Championnat de France F4**  
**Race - 2**  
**Best Sectors Results**



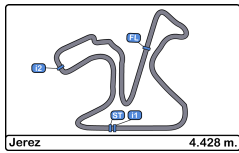
Sector - 1			Sector - 2			Sector - 3			Ideal Lap vs Best Lap						
Clas	Nº	Driver	Time	Nº	Driver	Time	Nº	Driver	Time	Clas	Nº	Driver	Ideal Lap	Best Lap	Clas
1	30	Esteban Muth	42.114	27	Ugo De Wilde	30.440	11	Pierre-Louis Chovet	38.329	1	30	Esteban Muth	1:50.985	1:51.093	1
2	7	Arthur Leclerc	42.157	30	Esteban Muth	30.448	87	O'Neill Muth	38.369	2	87	O'Neill Muth	1:51.183	1:51.209	2
3	23	Caio Collet	42.232	87	O'Neill Muth	30.464	30	Esteban Muth	38.423	3	11	Pierre-Louis Chovet	1:51.193	1:51.430	6
4	31	Ulysse De Pauw	42.237	31	Ulysse De Pauw	30.529	23	Caio Collet	38.434	4	23	Caio Collet	1:51.267	1:51.361	4
5	10	Reshad De Gerus	42.257	10	Reshad De Gerus	30.531	10	Reshad De Gerus	38.495	5	10	Reshad De Gerus	1:51.283	1:51.510	8
6	51	Shihab Al Habsi	42.257	7	Arthur Leclerc	30.570	27	Ugo De Wilde	38.534	6	31	Ulysse De Pauw	1:51.303	1:51.443	7
7	11	Pierre-Louis Chovet	42.263	4	Baptiste Moulin	30.573	31	Ulysse De Pauw	38.537	7	27	Ugo De Wilde	1:51.305	1:51.422	5
8	16	Sacha Lehmann	42.285	22	Théo Nouet	30.599	21	Théo Pourchaire	38.565	8	7	Arthur Leclerc	1:51.323	1:51.358	3
9	28	Alessandro Ghiretti	42.313	23	Caio Collet	30.601	7	Arthur Leclerc	38.596	9	51	Shihab Al Habsi	1:51.513	1:51.572	9
10	22	Théo Nouet	42.313	11	Pierre-Louis Chovet	30.601	28	Alessandro Ghiretti	38.597	10	28	Alessandro Ghiretti	1:51.515	1:51.618	10
11	27	Ugo De Wilde	42.331	28	Alessandro Ghiretti	30.605	4	Baptiste Moulin	38.599	11	4	Baptiste Moulin	1:51.515	1:51.692	13
12	4	Baptiste Moulin	42.343	21	Théo Pourchaire	30.608	51	Shihab Al Habsi	38.634	12	21	Théo Pourchaire	1:51.534	1:51.626	11
13	87	O'Neill Muth	42.350	51	Shihab Al Habsi	30.622	22	Théo Nouet	38.642	13	22	Théo Nouet	1:51.554	1:51.673	12
14	21	Théo Pourchaire	42.361	16	Sacha Lehmann	30.723	16	Sacha Lehmann	38.700	14	16	Sacha Lehmann	1:51.708	1:51.927	14
15	1	Baptiste Berthelot	42.491	1	Baptiste Berthelot	30.832	1	Baptiste Berthelot	38.753	15	1	Baptiste Berthelot	1:52.076	1:52.236	15



Circuito de Jerez  
Championnat de France F4  
Race - 2  
Leader Sequence



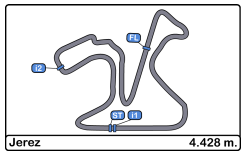
<u>N°</u>	<u>Driver</u>	<u>Nat</u>	<u>Team</u>	<u>Class</u>	<u>Start Lap</u>	<u>End Lap</u>	<u>Laps</u>	<u>Total Laps</u>
87	O'Neill Muth	DEU		Junior	1	12	12	12



**Circuito de Jerez**  
**Championnat de France F4**  
**Race - 2**  
**Best 5 Lap Times**



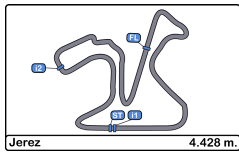
Cls	N°	Driver	Nat	Team	Class	Best 1		Best 2		Best 3		Best 4		Best 5	
						Time	Lap	Time	Lap	Time	Lap	Time	Lap	Time	Lap
1	30	Esteban Muth	DEU			1:51.093	4	1:51.214	6	1:51.239	3	1:51.280	5	1:51.293	7
2	87	O'Neill Muth	DEU		Junior	1:51.209	5	1:51.386	4	1:51.401	6	1:51.432	9	1:51.438	7
3	7	Arthur Leclerc	MCO			1:51.358	4	1:51.544	7	1:51.575	9	1:51.632	10	1:51.678	8
4	23	Caio Collet	BRA			1:51.361	7	1:51.497	4	1:51.519	3	1:51.531	9	1:51.607	6
5	27	Ugo De Wilde	BEL			1:51.422	6	1:51.547	4	1:51.552	10	1:51.574	11	1:51.641	9
6	11	Pierre-Louis Chovet	FRA			1:51.430	5	1:51.435	8	1:51.532	6	1:51.612	10	1:51.638	7
7	31	Ulysse De Pauw	BEL			1:51.443	7	1:51.469	6	1:51.529	3	1:51.549	9	1:51.574	11
8	10	Reshad De Gerus	FRA		Junior	1:51.510	6	1:51.582	5	1:51.843	8	1:51.852	3	1:51.874	11
9	51	Shihab Al Habsi	OMN		Junior	1:51.572	7	1:52.052	5	1:52.238	4	1:52.305	8	1:52.407	3
10	28	Alessandro Ghiretti	FRA			1:51.618	6	1:51.619	4	1:51.737	5	1:51.839	8	1:51.847	3
11	21	Théo Pourchaire	FRA		Junior	1:51.626	4	1:51.632	5	1:51.671	6	1:51.685	9	1:51.710	7
12	22	Théo Nouet	FRA			1:51.673	6	1:51.692	7	1:51.716	5	1:51.828	10	1:51.926	9
13	4	Baptiste Moulin	BEL			1:51.692	10	1:51.780	4	1:51.805	9	1:51.826	8	1:51.885	7
14	16	Sacha Lehmann	FRA			1:51.927	7	1:51.965	8	1:52.191	5	1:52.344	3	1:52.419	4
15	1	Baptiste Berthelot	FRA			1:52.236	4	1:52.346	3	1:52.349	8	1:52.394	7	1:52.409	2



Circuito de Jerez  
Championnat de France F4  
Race - 2  
Best 5 Top Speeds



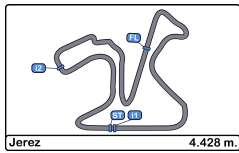
Cls	N°	Driver	Nat	Team	Class	Top 1		Top 2		Top 3		Top 4		Top 5		Avg
						Km/h	Lap	Km/h	Lap	Km/h	Lap	Km/h	Lap	Km/h	Lap	
1	51	Shihab Al Habsi	OMN		Junior	194.5	6	191.8	8	191.4	1	191.4	4	191.4	11	192.1
2	16	Sacha Lehmann	FRA			194.2	12	193.2	11	192.5	6	191.8	1	191.8	4	192.7
3	1	Baptiste Berthelot	FRA			193.8	2	191.8	3	191.1	4	190.8	1	190.8	12	191.7
4	23	Caio Collet	BRA			193.8	1	192.8	4	192.8	9	192.8	10	192.8	11	193.0
5	27	Ugo De Wilde	BEL			193.5	8	191.8	12	191.4	10	191.1	3	191.1	4	191.8
6	7	Arthur Leclerc	MCO			192.8	1	192.8	6	192.5	8	192.5	11	192.1	2	192.5
7	4	Baptiste Moulin	BEL			192.5	1	191.8	12	190.8	10	190.8	11	190.4	7	191.2
8	22	Théo Nouet	FRA			192.5	1	191.8	11	191.4	4	191.1	5	191.1	12	191.6
9	30	Esteban Muth	DEU			192.5	8	192.5	9	192.1	7	192.1	12	191.4	2	192.1
10	31	Ulysse De Pauw	BEL			192.5	7	192.5	10	192.1	4	192.1	5	191.8	9	192.2
11	10	Reshad De Gerus	FRA		Junior	192.1	1	191.8	11	191.8	12	191.4	5	191.4	6	191.7
12	28	Alessandro Ghiretti	FRA			192.1	1	192.1	2	191.8	6	191.4	4	191.4	8	191.8
13	21	Théo Pourchaire	FRA		Junior	191.4	1	191.4	9	191.1	5	191.1	6	191.1	7	191.2
14	87	O'Neill Muth	DEU		Junior	190.1	6	190.1	8	190.1	9	190.1	10	190.1	12	190.1
15	11	Pierre-Louis Chovet	FRA			189.8	5	189.8	8	189.8	9	189.4	3	189.4	4	189.6



Circuito de Jerez  
Championnat de France F4  
Race - 2  
Fastest Laps Sequence



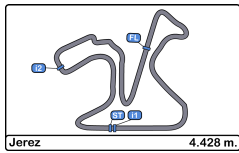
Lap	Time of Day	Session Time	N°	Driver	Nat	Team	Class	Time	Km/h
2	10:51:57.333	3:51.333	87	O'Neill Muth	DEU		Junior	1:51.814	142.5
2	10:51:58.671	3:52.671	30	Esteban Muth	DEU			1:51.737	142.6
3	10:53:48.812	5:42.812	87	O'Neill Muth	DEU		Junior	1:51.480	142.9
3	10:53:49.910	5:43.910	30	Esteban Muth	DEU			1:51.239	143.3
4	10:55:41.003	7:35.003	30	Esteban Muth	DEU			1:51.093	143.4



**Circuito de Jerez**  
**Championnat de France F4**  
**Race - 2**  
**Event Best Maximum Speed**



N°	Driver	Nat	Team	Class	Km/h	Session
51	Shihab Al Habsi	OMN		Junior	194.5	Race - 2
27	Ugo De Wilde	BEL			194.2	Qualifying
16	Sacha Lehmann	FRA			194.2	Race - 2
23	Caio Collet	BRA			193.8	Race - 2
1	Baptiste Berthelot	FRA			193.8	Race - 2
4	Baptiste Moulin	BEL			193.2	Race - 1
30	Esteban Muth	DEU			192.8	Private Test - 1
87	O'Neill Muth	DEU		Junior	192.8	Qualifying
7	Arthur Leclerc	MCO			192.8	Race - 2
28	Alessandro Ghiretti	FRA			192.5	Qualifying
10	Reshad De Gerus	FRA		Junior	192.5	Qualifying
5	Adam Eteki	FRA			192.5	Qualifying
22	Théo Nouet	FRA			192.5	Race - 2
31	Ulysse De Pauw	BEL			192.5	Race - 2
11	Pierre-Louis Chovet	FRA			192.1	Qualifying
21	Théo Pourchaire	FRA		Junior	192.1	Race - 1
18	Matéo Herrero	FRA			191.8	Qualifying



**Circuito de Jerez**  
**Championnat de France F4**  
**Race - 2**  
**Lap Chart**

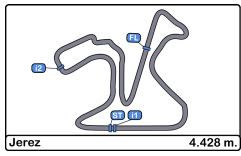


**LAP**

Nr	Pos	Grid	1	2	3	4	5	6	7	8	9	10	11	12
87	1	87	87	87	87	87	87	87	87	87	87	87	87	87
11	2	11	11	30	30	30	30	30	30	30	30	30	30	30
27	3	27	30	11	11	11	11	11	11	11	11	11	11	11
30	4	30	27	27	27	27	27	27	27	27	27	27	27	27
31	5	31	31	31	31	31	31	31	31	31	31	31	31	31
10	6	10	23	23	23	23	23	23	23	23	23	23	23	23
21	7	21	7	7	7	7	7	7	7	7	7	7	7	7
28	8	28	21	21	21	21	21	21	21	21	21	21	21	21
7	9	7	28	28	28	28	28	28	28	28	28	28	28	28
23	10	23	10	10	10	10	10	10	10	10	10	10	10	10
22	11	22	22	22	22	22	22	22	22	22	22	22	22	22
4	12	4	4	4	4	4	4	4	4	4	4	4	4	4
16	13	16	16	1	1	1	1	1	1	1	1	1	1	1
51	14	51	1	16	16	16	16	51	51	51	51	51	16	16
1	15	1	51	51	51	51	51	16	16	16	16	16	51	51



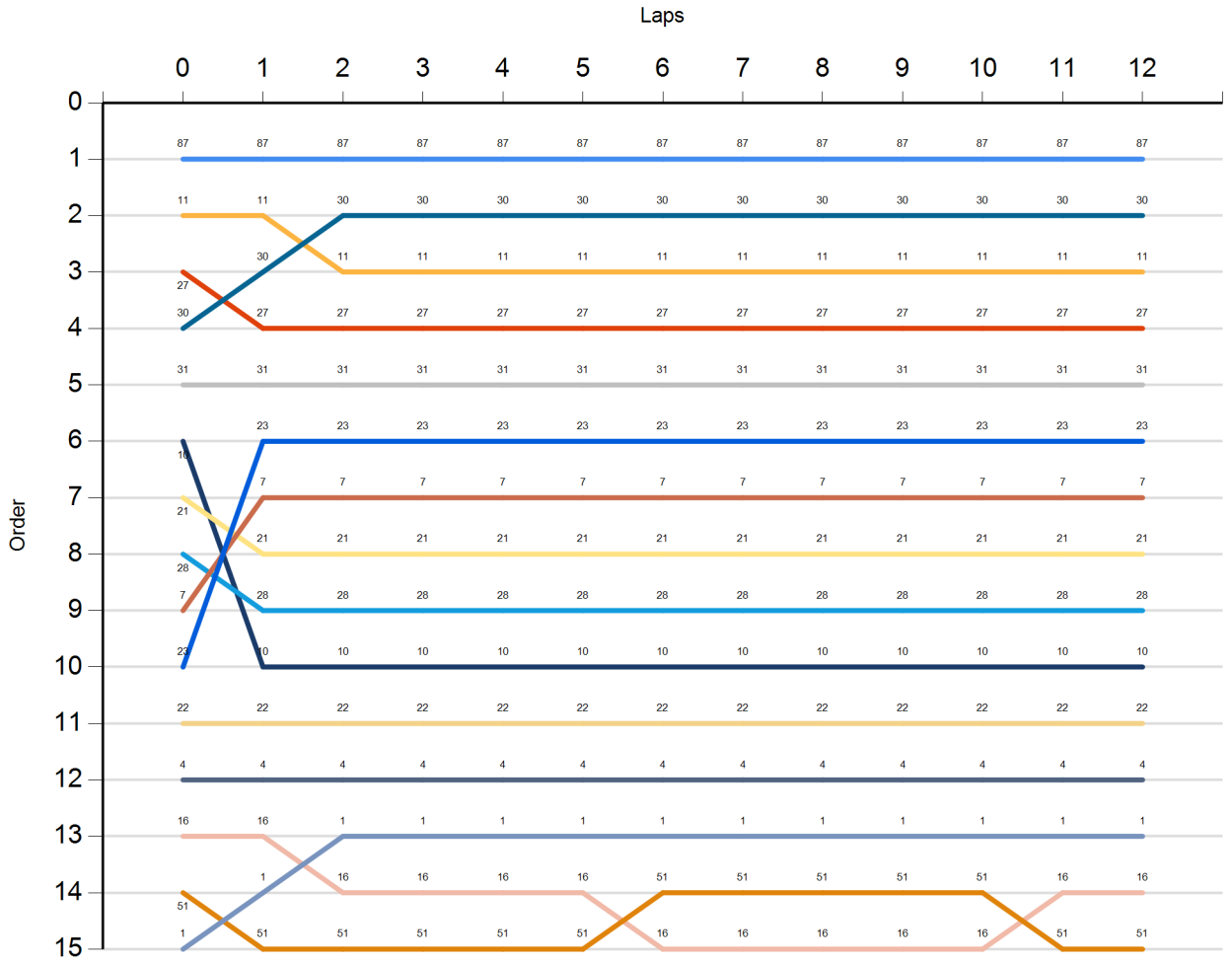


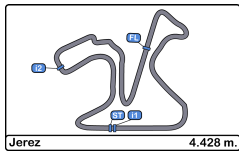


**Circuito de Jerez**  
**Championnat de France F4**  
**Race - 2**  
**Graphic Lap Chart**



- 87
- 11
- 27
- 30
- 31
- 10
- 21
- 28
- 7
- 23
- 22
- 4
- 16
- 51
- 1



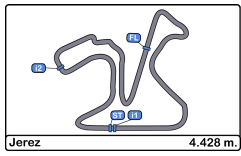


**Circuito de Jerez**  
**Championnat de France F4**  
**Race - 2**  
**Pit Stop Analysis**



N°	In Day Time	Driver	Nat	Team	Class	In Time	Stop N°	Pit Time	Handicap	Penalty
----	-------------	--------	-----	------	-------	---------	---------	----------	----------	---------

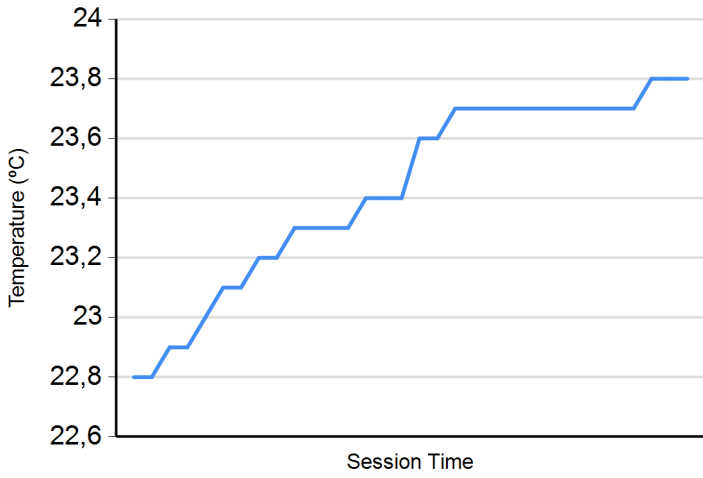




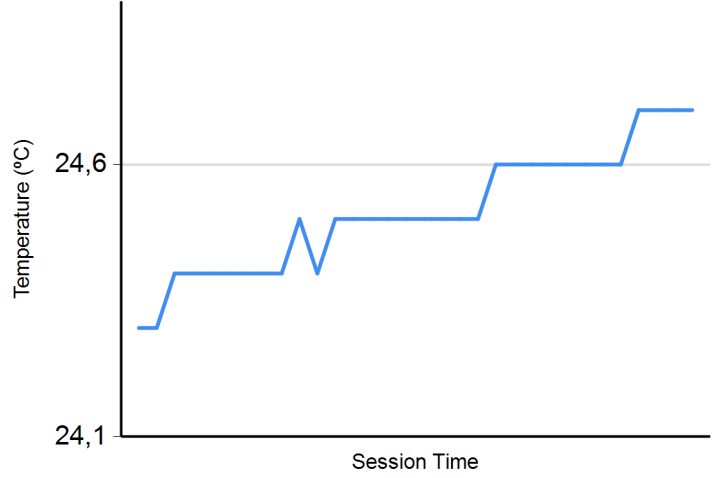
Circuito de Jerez  
Championnat de France F4  
Race - 2  
Weather Report



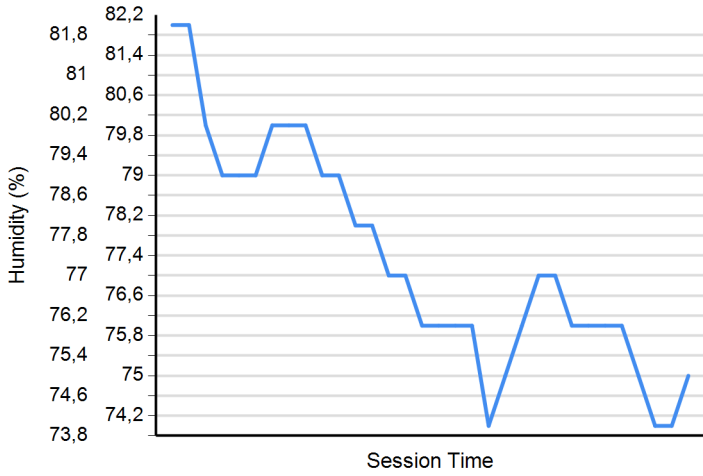
Air Temperature



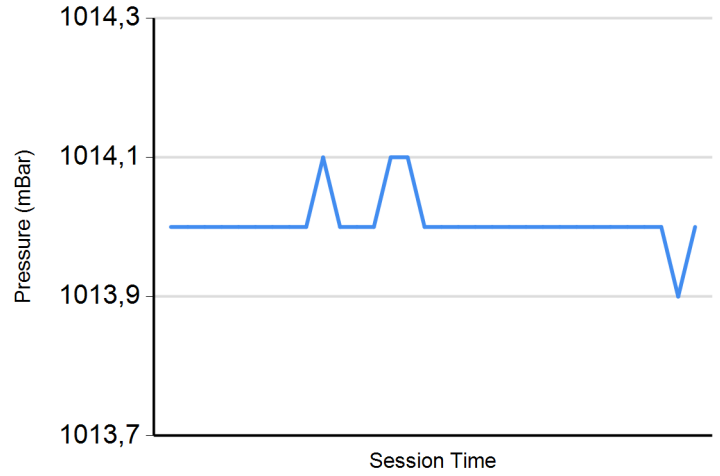
Track Temperature



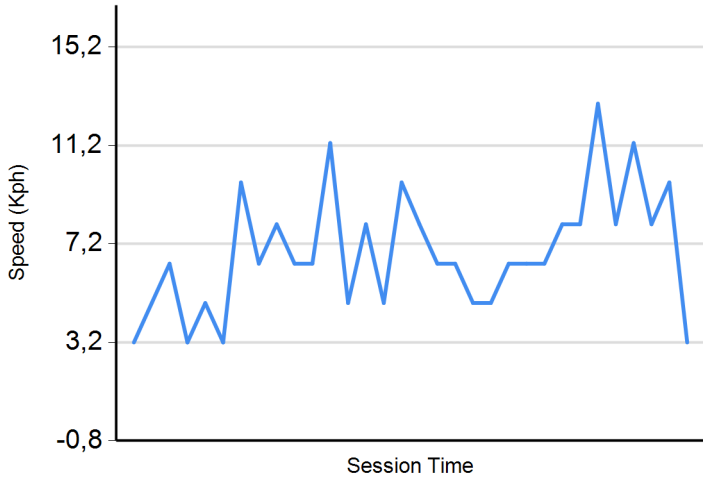
Humidity



Pressure



Wind Speed



Wind direction

North = 0°/360° Est = 90° South = 180° West = 270°

