

**Circuito de Jerez**  
**Championnat de France F4**  
**Race - 1**  
**Provisional Results**




Cls	N°	Driver	Nat	Team	Class	Cls	Laps	Total Time	Gap	Interval	Km/h	Best	Time	Km/h
1	23	Caio Collet	BRA				12	<b>22:25.876</b>			142.1	2	1:51.288	143.2
2	7	Arthur Leclerc	MCO				12	<b>22:31.626</b>	5.750	5.750	141.5	5	1:51.393	143.1
3	28	Alessandro Ghiretti	FRA				12	<b>22:32.101</b>	6.225	0.475	141.4	3	1:51.570	142.8
4	21	Théo Pourchaire	FRA		Junior	1	12	<b>22:34.333</b>	8.457	2.232	141.2	4	1:51.612	142.8
5	10	Reshad De Gerus	FRA		Junior	2	12	<b>22:35.618</b>	9.742	1.285	141.1	7	1:51.890	142.4
6	31	Ulysse De Pauw	BEL				12	<b>22:36.610</b>	10.734	0.992	141.0	7	1:51.985	142.3
7	30	Esteban Muth	DEU				12	<b>22:37.549</b>	11.673	0.939	140.9	7	1:52.064	142.2
8	27	Ugo De Wilde	BEL				12	<b>22:38.069</b>	12.193	0.520	140.8	3	1:52.063	142.2
9	11	Pierre-Louis Chovet	FRA				12	<b>22:38.820</b>	12.944	0.751	140.7	4	1:51.972	142.3
10	87	O'Neill Muth	DEU		Junior	3	12	<b>22:39.361</b>	13.485	0.541	140.7	5	1:52.114	142.1
11	22	Théo Nouet	FRA				12	<b>22:41.937</b>	16.061	2.576	140.4	8	1:52.288	141.9
12	4	Baptiste Moulin	BEL				12	<b>22:42.517</b>	16.641	0.580	140.3	4	1:52.276	141.9
13	16	Sacha Lehmann	FRA				12	<b>22:45.553</b>	19.677	3.036	140.0	9	1:52.508	141.6
14	18	Matéo Herrero	FRA				12	<b>22:46.291</b>	20.415	0.738	140.0	6	1:52.250	142.0
15	51	Shihab Al Habsi	OMN		Junior	4	12	<b>22:49.455</b>	23.579	3.164	139.6	6	1:52.302	141.9
16	1	Baptiste Berthelot	FRA				12	<b>22:56.298</b>	30.422	6.843	138.9	4	1:52.797	141.3
17	5	Adam Eteki	FRA				11	<b>20:37.426</b>	1 Lap	1 Lap	141.7	6	1:51.604	142.8

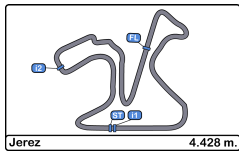
Fastest lap Caio Collet in 1:51.288 at 143.2 Km/h in lap 2

Published at:.....

Track Temp: **39.5 °C** Air Temp: **31.4 °C** Humidity: **32 %** Track Status: **DRY**

<b>Stewards:</b>	<b>Race Director:</b>	<b>Timekeeper:</b> 
------------------	-----------------------	---





**Circuito de Jerez**  
**Championnat de France F4**  
**Race - 1**  
**Provisional Results by Class**



Cla	N°	Driver	Nat	Team	Class	Cls	Laps	Total Time	Gap	Interval	Km/h	Best	Time	Km/h
1	23	Caio Collet	BRA				12	<b>22:25.876</b>			142.1	2	1:51.288	143.2
2	7	Arthur Leclerc	MCO				12	<b>22:31.626</b>	5.750	5.750	141.5	5	1:51.393	143.1
3	28	Alessandro Ghiretti	FRA				12	<b>22:32.101</b>	6.225	0.475	141.4	3	1:51.570	142.8
4	31	Ulysse De Pauw	BEL				12	<b>22:36.610</b>	10.734	4.509	141.0	7	1:51.985	142.3
5	30	Esteban Muth	DEU				12	<b>22:37.549</b>	11.673	0.939	140.9	7	1:52.064	142.2
6	27	Ugo De Wilde	BEL				12	<b>22:38.069</b>	12.193	0.520	140.8	3	1:52.063	142.2
7	11	Pierre-Louis Chovet	FRA				12	<b>22:38.820</b>	12.944	0.751	140.7	4	1:51.972	142.3
8	22	Théo Nouet	FRA				12	<b>22:41.937</b>	16.061	3.117	140.4	8	1:52.288	141.9
9	4	Baptiste Moulin	BEL				12	<b>22:42.517</b>	16.641	0.580	140.3	4	1:52.276	141.9
10	16	Sacha Lehmann	FRA				12	<b>22:45.553</b>	19.677	3.036	140.0	9	1:52.508	141.6
11	18	Matéo Herrero	FRA				12	<b>22:46.291</b>	20.415	0.738	140.0	6	1:52.250	142.0
12	1	Baptiste Berthelot	FRA				12	<b>22:56.298</b>	30.422	10.007	138.9	4	1:52.797	141.3
13	5	Adam Eteki	FRA				11	<b>20:37.426</b>	1 Lap	1 Lap	141.7	6	1:51.604	142.8

Published at:.....

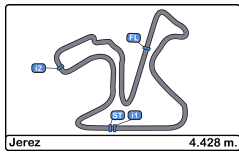
Track Temp: **39.5 °C** Air Temp: **31.4 °C** Humidity: **32 %** Track Status: **DRY**

Stewards:

Race Director:

Timekeeper:



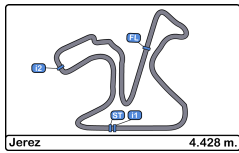


**Circuito de Jerez**  
**Championnat de France F4**  
**Race - 1**



**Provisional Classification by Driver Fastest Lap**

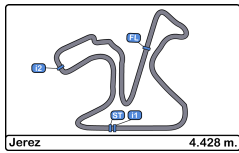
Cls	N°	Driver	Team	Class	Cls	Laps	Best	Time	Gap	Interval	Km/h
1	23	Caio Collet	BRA			12	2	1:51.288			143.2
2	7	Arthur Leclerc	MCO			12	5	1:51.393	0.105	0.105	143.1
3	28	Alessandro Ghiretti	FRA			12	3	1:51.570	0.282	0.177	142.8
4	5	Adam Eteki	FRA			11	6	1:51.604	0.316	0.034	142.8
5	21	Théo Pourchaire	FRA	Junior	1	12	4	1:51.612	0.324	0.008	142.8
6	10	Reshad De Gerus	FRA	Junior	2	12	7	1:51.890	0.602	0.278	142.4
7	11	Pierre-Louis Chovet	FRA			12	4	1:51.972	0.684	0.082	142.3
8	31	Ulysse De Pauw	BEL			12	7	1:51.985	0.697	0.013	142.3
9	27	Ugo De Wilde	BEL			12	3	1:52.063	0.775	0.078	142.2
10	30	Esteban Muth	DEU			12	7	1:52.064	0.776	0.001	142.2
11	87	O'Neill Muth	DEU	Junior	3	12	5	1:52.114	0.826	0.050	142.1
12	18	Matéo Herrero	FRA			12	6	1:52.250	0.962	0.136	142.0
13	4	Baptiste Moulin	BEL			12	4	1:52.276	0.988	0.026	141.9
14	22	Théo Nouet	FRA			12	8	1:52.288	1.000	0.012	141.9
15	51	Shihab Al Habsi	OMN	Junior	4	12	6	1:52.302	1.014	0.014	141.9
16	16	Sacha Lehmann	FRA			12	9	1:52.508	1.220	0.206	141.6
17	1	Baptiste Berthelot	FRA			12	4	1:52.797	1.509	0.289	141.3



**Circuito de Jerez**  
**Championnat de France F4**  
**Race - 1**  
**Distance and Speed Average**



Cls	Nº	Driver	Nat	Team	Class	Cls	Laps	Distance	Total Time	Km/h
1	23	Caio Collet	BRA				12	53.13	22:25.876	142.1
2	7	Arthur Leclerc	MCO				12	53.13	22:31.626	141.5
3	28	Alessandro Ghiretti	FRA				12	53.13	22:32.101	141.4
4	21	Théo Pourchaire	FRA		Junior	1	12	53.13	22:34.333	141.2
5	10	Reshad De Gerus	FRA		Junior	2	12	53.13	22:35.618	141.1
6	31	Ulysse De Pauw	BEL				12	53.13	22:36.610	141.0
7	30	Esteban Muth	DEU				12	53.13	22:37.549	140.9
8	27	Ugo De Wilde	BEL				12	53.13	22:38.069	140.8
9	11	Pierre-Louis Chovet	FRA				12	53.13	22:38.820	140.7
10	87	O'Neill Muth	DEU		Junior	3	12	53.13	22:39.361	140.7
11	22	Théo Nouet	FRA				12	53.13	22:41.937	140.4
12	4	Baptiste Moulin	BEL				12	53.13	22:42.517	140.3
13	16	Sacha Lehmann	FRA				12	53.13	22:45.553	140.0
14	18	Matéo Herrero	FRA				12	53.13	22:46.291	140.0
15	51	Shihab Al Habsi	OMN		Junior	4	12	53.13	22:49.455	139.6
16	1	Baptiste Berthelot	FRA				12	53.13	22:56.298	138.9
17	5	Adam Eteki	FRA				11	48.70	20:37.426	141.7



**Circuito de Jerez**  
**Championnat de France F4**  
**Race - 1**  
**Lap Analysis**



**1** Baptiste Berthelot

**7** Arthur Leclerc

Lap D	Time	Sector 1	Sector 2	Sector 3	T. Spd	Elapsed	Lap D	Time	Sector 1	Sector 2	Sector 3	T. Spd	Elapsed
1	2:05.248	54.504	31.323	39.421	190.1	2:05.248	1	2:00.419	50.726	30.926	38.767	190.1	2:00.419
2	1:53.503	42.857	31.454	39.192	192.1	3:58.751	2	1:51.577	42.459	30.602	38.516	189.1	3:51.996
3	1:54.118	42.883	31.804	39.431	190.4	5:52.869	3	1:51.827	42.270	30.824	38.733	190.4	5:43.823
4	1:52.797	42.791	31.105	38.901	190.1	7:45.666	4	1:51.497	42.293	30.615	38.589	190.4	7:35.320
5	1:54.703	42.742	31.657	40.304	189.4	9:40.369	5	1:51.393	42.305	30.507	38.581	190.1	9:26.713
6	1:53.685	43.092	31.358	39.235	188.8	11:34.054	6	1:51.982	42.455	30.751	38.776	190.4	11:18.695
7	1:53.228	42.953	31.034	39.241	190.1	13:27.282	7	1:51.830	42.380	30.729	38.721	190.1	13:10.525
8	1:53.599	42.976	31.383	39.240	189.8	15:20.881	8	1:52.060	42.543	30.746	38.771	190.8	15:02.585
9	1:53.970	43.039	31.096	39.835	190.1	17:14.851	9	1:51.933	42.467	30.689	38.777	190.4	16:54.518
10	1:53.974	43.225	31.362	39.387	189.1	19:08.825	10	1:52.338	42.676	30.686	38.976	190.4	18:46.856
11	1:53.943	43.179	31.269	39.495	189.8	21:02.768	11	1:52.212	42.481	30.741	38.990	190.4	20:39.068
12	1:53.530	43.042	31.285	39.203	189.4	22:56.298	12	1:52.558	42.628	30.940	38.990	189.4	22:31.626

**4** Baptiste Moulin

**10** Reshad De Gerus Junior

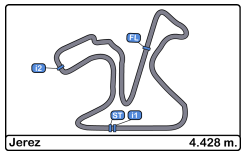
Lap D	Time	Sector 1	Sector 2	Sector 3	T. Spd	Elapsed	Lap D	Time	Sector 1	Sector 2	Sector 3	T. Spd	Elapsed
1	2:04.330	53.792	31.327	39.211	193.2	2:04.330	1	2:01.569	51.118	31.281	39.170	189.1	2:01.569
2	1:53.061	42.774	31.121	39.166	190.4	3:57.391	2	1:52.447	42.765	30.830	38.852	191.4	3:54.016
3	1:52.513	42.560	30.958	38.995	190.4	5:49.904	3	1:52.043	42.661	30.623	38.759	190.1	5:46.059
4	1:52.276	42.521	30.821	38.934	190.8	7:42.180	4	1:52.181	42.678	30.597	38.906	189.8	7:38.240
5	1:52.543	42.646	30.909	38.988	189.8	9:34.723	5	1:51.978	42.513	30.679	38.786	189.8	9:30.218
6	1:52.340	42.612	30.860	38.868	189.8	11:27.063	6	1:52.007	42.515	30.698	38.794	189.4	11:22.225
7	1:52.314	42.582	30.898	38.834	190.1	13:19.377	7	1:51.890	42.619	30.593	38.678	189.1	13:14.115
8	1:52.519	42.598	30.958	38.963	191.1	15:11.896	8	1:51.909	42.476	30.743	38.690	190.8	15:06.024
9	1:52.564	42.594	31.002	38.968	191.1	17:04.460	9	1:52.262	42.669	30.763	38.830	190.8	16:58.286
10	1:52.642	42.748	30.861	39.033	188.8	18:57.102	10	1:52.334	42.740	30.733	38.861	190.1	18:50.620
11	1:52.677	42.701	30.990	38.986	190.1	20:49.779	11	1:52.447	42.635	30.769	39.043	190.4	20:43.067
12	1:52.738	42.816	31.022	38.900	189.4	22:42.517	12	1:52.551	42.700	30.837	39.014	189.1	22:35.618

**5** Adam Eteki

**11** Pierre-Louis Chovet

Lap D	Time	Sector 1	Sector 2	Sector 3	T. Spd	Elapsed	Lap D	Time	Sector 1	Sector 2	Sector 3	T. Spd	Elapsed
1	1:59.398	50.167	30.620	38.611	188.4	1:59.398	1	2:02.986	52.425	31.330	39.231	186.5	2:02.986
2	1:51.631	42.341	30.679	38.611	190.1	3:51.029	2	1:52.650	42.581	30.868	39.201	191.1	3:55.636
3	1:51.681	42.255	30.632	38.794	190.1	5:42.710	3	1:52.192	42.611	30.701	38.880	190.1	5:47.828
4	1:51.646	42.434	30.643	38.569	189.4	7:34.356	4	1:51.972	42.548	30.720	38.704	190.8	7:39.800
5	1:51.618	42.278	30.558	38.782	190.1	9:25.974	5	1:52.296	42.694	30.721	38.881	190.8	9:32.096
6	1:51.604	42.452	30.581	38.571	189.4	11:17.578	6	1:52.307	42.752	30.719	38.836	191.1	11:24.403
7	1:51.796	42.416	30.497	38.883	189.8	13:09.374	7	1:52.337	42.605	30.837	38.895	190.1	13:16.740
8	1:51.886	42.422	30.756	38.708	190.1	15:01.260	8	1:52.387	42.577	30.971	38.839	190.8	15:09.127
9	1:51.799	42.488	30.617	38.694	190.4	16:53.059	9	1:52.514	42.549	30.752	39.213	191.1	17:01.641
10	1:51.950	42.576	30.654	38.720	189.4	18:45.009	10	1:52.155	42.550	30.677	38.928	190.8	18:53.796
11	1:52.417	42.646	30.790	38.981	189.8	20:37.426	11	1:52.559	42.699	30.868	38.992	190.8	20:46.355
12	1:52.880	42.880	31.161	38.880	188.4	22:30.306	12	1:52.465	42.698	30.743	39.024	189.8	22:38.820





**Circuito de Jerez**  
**Championnat de France F4**  
**Race - 1**  
**Lap Analysis**



16

Sacha Lehmann

22

Théo Nouet

Lap D	Time	Sector 1	Sector 2	Sector 3	T. Spd	Elapsed	Lap D	Time	Sector 1	Sector 2	Sector 3	T. Spd	Elapsed
1	2:04.629	53.696	31.810	39.123	191.1	2:04.629	1	2:03.762	52.790	31.722	39.250	188.8	2:03.762
2	1:53.794	43.256	31.315	39.223	187.8	3:58.423	2	1:52.658	42.627	30.951	39.080	191.4	3:56.420
3	1:52.764	42.791	30.913	39.060	191.4	5:51.187	3	1:52.381	42.628	30.824	38.929	192.1	5:48.801
4	1:52.526	42.447	31.160	38.919	192.1	7:43.713	4	1:52.351	42.647	30.830	38.874	191.4	7:41.152
5	1:52.895	42.612	31.191	39.092	190.4	9:36.608	5	1:52.725	42.678	30.938	39.109	190.4	9:33.877
6	1:52.669	42.694	31.020	38.955	190.4	11:29.277	6	1:52.289	42.626	30.820	38.843	190.1	11:26.166
7	1:52.570	42.731	30.860	38.979	190.1	13:21.847	7	1:52.547	42.651	30.945	38.951	190.1	13:18.713
8	1:52.605	42.716	30.844	39.045	190.1	15:14.452	8	1:52.288	42.580	30.830	38.878	190.4	15:11.001
9	1:52.508	42.475	30.788	39.245	191.8	17:06.960	9	1:52.530	42.595	30.900	39.035	190.8	17:03.531
10	1:52.663	42.661	31.001	39.001	191.1	18:59.623	10	1:52.427	42.584	30.907	38.936	189.8	18:55.958
11	1:52.981	42.730	31.108	39.143	193.8	20:52.604	11	1:53.297	42.819	31.018	39.460	190.1	20:49.255
12	1:52.949	42.801	31.094	39.054	190.4	22:45.553	12	1:52.682	42.650	30.945	39.087	189.1	22:41.937

18

Matéo Herrero

23

Caio Collet

Lap D	Time	Sector 1	Sector 2	Sector 3	T. Spd	Elapsed	Lap D	Time	Sector 1	Sector 2	Sector 3	T. Spd	Elapsed
1	2:04.066	53.486	31.371	39.209	189.8	2:04.066	1	1:58.476	49.292	30.503	38.681	187.5	1:58.476
2	1:54.155	42.742	30.995	40.418	190.4	3:58.221	2	1:51.288	42.316	30.554	38.418	189.4	3:49.764
3	1:52.438	42.687	30.785	38.966	189.1	5:50.659	3	1:51.397	42.241	30.526	38.630	189.4	5:41.161
4	1:52.685	42.802	30.940	38.943	189.4	7:43.344	4	1:51.424	42.344	30.540	38.540	189.1	7:32.585
5	1:52.522	42.622	30.835	39.065	188.8	9:35.866	5	1:51.456	42.344	30.520	38.592	189.1	9:24.041
6	1:52.250	42.777	30.637	38.836	188.8	11:28.116	6	1:51.480	42.320	30.541	38.619	189.4	11:15.521
7	1:52.827	42.885	30.680	39.262	188.4	13:20.943	7	1:51.491	42.366	30.538	38.587	189.4	13:07.012
8	1:52.519	42.755	30.704	39.060	189.1	15:13.462	8	1:51.559	42.347	30.575	38.637	190.1	14:58.571
9	1:52.896	43.003	30.711	39.182	189.4	17:06.358	9	1:51.592	42.432	30.487	38.673	190.1	16:50.163
10	1:52.813	42.883	30.774	39.156	188.8	18:59.171	10	1:51.751	42.423	30.657	38.671	190.1	18:41.914
11	1:54.001	43.056	31.467	39.478	189.1	20:53.172	11	1:51.819	42.417	30.619	38.783	189.8	20:33.733
12	1:53.119	42.991	30.894	39.234	188.8	22:46.291	12	1:52.143	42.512	30.657	38.974	189.1	22:25.876

21

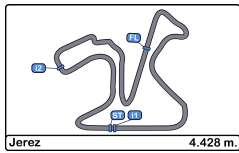
Théo Pourchaire

Junior 27

Ugo De Wilde

Lap D	Time	Sector 1	Sector 2	Sector 3	T. Spd	Elapsed	Lap D	Time	Sector 1	Sector 2	Sector 3	T. Spd	Elapsed
1	2:01.284	50.840	31.282	39.162	188.8	2:01.284	1	2:02.505	52.451	31.005	39.049	186.5	2:02.505
2	1:52.351	42.484	31.073	38.794	192.1	3:53.635	2	1:52.644	42.652	30.994	38.998	191.8	3:55.149
3	1:52.031	42.509	30.660	38.862	190.4	5:45.666	3	1:52.063	42.542	30.672	38.849	190.8	5:47.212
4	1:51.612	42.356	30.612	38.644	190.8	7:37.278	4	1:52.320	42.594	30.793	38.933	191.1	7:39.532
5	1:51.710	42.392	30.602	38.716	191.1	9:28.988	5	1:52.152	42.565	30.741	38.846	190.4	9:31.684
6	1:52.086	42.413	30.775	38.898	190.4	11:21.074	6	1:52.151	42.580	30.659	38.912	190.4	11:23.835
7	1:52.167	42.544	30.754	38.869	189.4	13:13.241	7	1:52.188	42.591	30.713	38.884	190.1	13:16.023
8	1:52.069	42.527	30.691	38.851	190.4	15:05.310	8	1:52.499	42.657	30.908	38.934	190.4	15:08.522
9	1:52.226	42.608	30.707	38.911	190.8	16:57.536	9	1:52.305	42.621	30.708	38.976	190.8	17:00.827
10	1:52.187	42.639	30.669	38.879	189.8	18:49.723	10	1:52.190	42.545	30.672	38.973	190.4	18:53.017
11	1:52.107	42.557	30.708	38.842	190.8	20:41.830	11	1:52.394	42.712	30.753	38.929	190.8	20:45.411
12	1:52.503	42.697	30.799	39.007	189.8	22:34.333	12	1:52.658	42.726	30.837	39.095	190.4	22:38.069





**Circuito de Jerez**  
**Championnat de France F4**  
**Race - 1**  
**Lap Analysis**



28

Alessandro Ghiretti

51

Shihab Al Habsi

Junior

Lap D	Time	Sector 1	Sector 2	Sector 3	T. Spd	Elapsed	Lap D	Time	Sector 1	Sector 2	Sector 3	T. Spd	Elapsed
1	2:01.083	50.619	31.228	39.236	187.1	2:01.083	1	2:05.617	54.380	31.817	39.420	189.8	2:05.617
2	1:52.058	42.509	31.016	38.533	189.8	3:53.141	2	1:53.591	42.804	31.457	39.330	190.8	3:59.208
3	1:51.570	42.388	30.539	38.643	188.8	5:44.711	3	1:52.860	42.834	31.015	39.011	190.8	5:52.068
4	1:51.675	42.430	30.616	38.629	189.1	7:36.386	4	1:52.725	42.723	30.913	39.089	189.4	7:44.793
5	1:51.625	42.402	30.534	38.689	189.4	9:28.011	5	1:52.653	42.548	31.007	39.098	189.8	9:37.446
6	1:51.813	42.440	30.662	38.711	189.8	11:19.824	6	1:52.302	42.845	30.647	38.810	190.1	11:29.748
7	1:51.924	42.643	30.511	38.770	189.1	13:11.748	7	1:52.740	42.672	30.987	39.081	191.4	13:22.488
8	1:51.834	42.458	30.623	38.753	190.4	15:03.582	8	1:52.414	42.701	30.836	38.877	190.4	15:14.902
9	1:51.782	42.418	30.585	38.779	190.4	16:55.364	9	1:53.173	42.802	31.103	39.268	191.4	17:08.075
10	1:51.904	42.569	30.587	38.748	190.1	18:47.268	10	1:53.787	43.139	31.227	39.421	189.4	19:01.862
11	1:52.315	42.666	30.696	38.953	190.4	20:39.583	11	1:53.913	43.266	31.339	39.308	188.4	20:55.775
12	1:52.518	42.447	30.849	39.222	191.1	22:32.101	12	1:53.680	43.078	31.414	39.188	189.1	22:49.455

30

Esteban Muth

87

O'Neill Muth

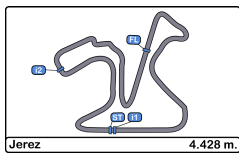
Junior

Lap D	Time	Sector 1	Sector 2	Sector 3	T. Spd	Elapsed	Lap D	Time	Sector 1	Sector 2	Sector 3	T. Spd	Elapsed
1	2:02.105	51.677	31.208	39.220	190.4	2:02.105	1	2:03.292	52.888	31.312	39.092	187.8	2:03.292
2	1:52.553	42.844	30.933	38.776	192.1	3:54.658	2	1:52.652	42.629	30.947	39.076	191.4	3:55.944
3	1:52.236	42.524	30.857	38.855	192.5	5:46.894	3	1:52.433	42.675	30.913	38.845	191.1	5:48.377
4	1:52.082	42.588	30.717	38.777	191.1	7:38.976	4	1:52.218	42.583	30.838	38.797	189.4	7:40.595
5	1:52.098	42.394	30.769	38.935	192.1	9:31.074	5	1:52.114	42.513	30.844	38.757	190.1	9:32.709
6	1:52.151	42.428	30.794	38.929	192.5	11:23.225	6	1:52.267	42.597	30.922	38.748	188.8	11:24.976
7	1:52.064	42.435	30.762	38.867	191.8	13:15.289	7	1:52.272	42.670	30.862	38.740	189.1	13:17.248
8	1:52.312	42.486	30.957	38.869	192.1	15:07.601	8	1:52.493	42.674	30.951	38.868	190.4	15:09.741
9	1:52.338	42.596	30.735	39.007	191.8	16:59.939	9	1:52.278	42.560	30.811	38.907	191.4	17:02.019
10	1:52.363	42.530	30.786	39.047	190.8	18:52.302	10	1:52.364	42.783	30.703	38.878	189.4	18:54.383
11	1:52.663	42.612	30.940	39.111	191.4	20:44.965	11	1:52.587	42.640	30.876	39.071	190.8	20:46.970
12	1:52.584	42.629	30.969	38.986	190.1	22:37.549	12	1:52.391	42.728	30.821	38.842	189.8	22:39.361

31

Ulysse De Pauw

Lap D	Time	Sector 1	Sector 2	Sector 3	T. Spd	Elapsed
1	2:01.846	51.364	31.288	39.194	190.1	2:01.846
2	1:52.464	42.836	30.925	38.703	191.1	3:54.310
3	1:52.178	42.618	30.730	38.830	191.1	5:46.488
4	1:52.030	42.554	30.759	38.717	191.4	7:38.518
5	1:52.137	42.587	30.748	38.802	190.4	9:30.655
6	1:52.159	42.617	30.757	38.785	190.4	11:22.814
7	1:51.985	42.511	30.709	38.765	190.1	13:14.799
8	1:52.055	42.590	30.772	38.693	190.8	15:06.854
9	1:52.202	42.672	30.741	38.789	190.8	16:59.056
10	1:52.164	42.608	30.733	38.823	190.4	18:51.220
11	1:52.531	42.793	30.812	38.926	190.4	20:43.751
12	1:52.859	42.846	30.988	39.025	190.1	22:36.610



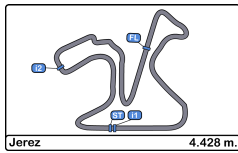
**Circuito de Jerez**  
**Championnat de France F4**  
**Race - 1**  
**Analysis by Lap**



Num	Lap Time	Gap	Num	Lap Time	Gap	Num	Lap Time	Gap	Num	Lap Time	Gap	Num	Lap Time	Gap
<b>Lap 1</b>			<b>Lap 3</b>			<b>Lap 5</b>			<b>Lap 7</b>			<b>Lap 9</b>		
23	1:58.476		23	1:51.397		23	1:51.456		23	1:51.491		23	1:51.592	
5	1:59.398	00.922	5	1:51.681	01.549	5	1:51.618	01.933	5	1:51.796	02.362	5	1:51.799	02.896
7	2:00.419	01.943	7	1:51.827	02.662	7	1:51.393	02.672	7	1:51.830	03.513	7	1:51.933	04.355
28	2:01.083	02.607	28	1:51.570	03.550	28	1:51.625	03.970	28	1:51.924	04.736	28	1:51.782	05.201
21	2:01.284	02.808	21	1:52.031	04.505	21	1:51.710	04.947	21	1:52.167	06.229	21	1:52.226	07.373
10	2:01.569	03.093	10	1:52.043	04.898	10	1:51.978	06.177	10	1:51.890	07.103	10	1:52.262	08.123
31	2:01.846	03.370	31	1:52.178	05.327	31	1:52.137	06.614	31	1:51.985	07.787	31	1:52.202	08.893
30	2:02.105	03.629	30	1:52.236	05.733	30	1:52.098	07.033	30	1:52.064	08.277	30	1:52.338	09.776
27	2:02.505	04.029	27	1:52.063	06.051	27	1:52.152	07.643	27	1:52.188	09.011	27	1:52.305	10.664
11	2:02.986	04.510	11	1:52.192	06.667	11	1:52.296	08.055	11	1:52.337	09.728	11	1:52.514	11.478
87	2:03.292	04.816	87	1:52.433	07.216	87	1:52.114	08.668	87	1:52.272	10.236	87	1:52.278	11.856
22	2:03.762	05.286	22	1:52.381	07.640	22	1:52.725	09.836	22	1:52.547	11.701	22	1:52.530	13.368
18	2:04.066	05.590	4	1:52.513	08.743	4	1:52.543	10.682	4	1:52.314	12.365	4	1:52.564	14.297
4	2:04.330	05.854	18	1:52.438	09.498	18	1:52.522	11.825	18	1:52.827	13.931	18	1:52.896	16.195
16	2:04.629	06.153	16	1:52.764	10.026	16	1:52.895	12.567	16	1:52.570	14.835	16	1:52.508	16.797
1	2:05.248	06.772	51	1:52.860	10.907	51	1:52.653	13.405	51	1:52.740	15.476	51	1:53.173	17.912
51	2:05.617	07.141	1	1:54.118	11.708	1	1:54.703	16.328	1	1:53.228	20.270	1	1:53.970	24.688
Num	Lap Time	Gap	Num	Lap Time	Gap	Num	Lap Time	Gap	Num	Lap Time	Gap	Num	Lap Time	Gap
<b>Lap 2</b>			<b>Lap 4</b>			<b>Lap 6</b>			<b>Lap 8</b>			<b>Lap 10</b>		
23	1:51.288		23	1:51.424		23	1:51.480		23	1:51.559		23	1:51.751	
5	1:51.631	01.265	5	1:51.646	01.771	5	1:51.604	02.057	5	1:51.886	02.689	5	1:51.950	03.095
7	1:51.577	02.232	7	1:51.497	02.735	7	1:51.982	03.174	7	1:52.060	04.014	7	1:52.338	04.942
28	1:52.058	03.377	28	1:51.675	03.801	28	1:51.813	04.303	28	1:51.834	05.011	28	1:51.904	05.354
21	1:52.351	03.871	21	1:51.612	04.693	21	1:52.086	05.553	21	1:52.069	06.739	21	1:52.187	07.809
10	1:52.447	04.252	10	1:52.181	05.655	10	1:52.007	06.704	10	1:51.909	07.453	10	1:52.334	08.706
31	1:52.464	04.546	31	1:52.030	05.933	31	1:52.159	07.293	31	1:52.055	08.283	31	1:52.164	09.306
30	1:52.553	04.894	30	1:52.082	06.391	30	1:52.151	07.704	30	1:52.312	09.030	30	1:52.363	10.388
27	1:52.644	05.385	27	1:52.320	06.947	27	1:52.151	08.314	27	1:52.499	09.951	27	1:52.190	11.103
11	1:52.650	05.872	11	1:51.972	07.215	11	1:52.307	08.882	11	1:52.387	10.556	11	1:52.155	11.882
87	1:52.652	06.180	87	1:52.218	08.010	87	1:52.267	09.455	87	1:52.493	11.170	87	1:52.364	12.469
22	1:52.658	06.656	22	1:52.351	08.567	22	1:52.289	10.645	22	1:52.288	12.430	22	1:52.427	14.044
4	1:53.061	07.627	4	1:52.276	09.595	4	1:52.340	11.542	4	1:52.519	13.325	4	1:52.642	15.188
18	1:54.155	08.457	18	1:52.685	10.759	18	1:52.250	12.595	18	1:52.519	14.891	18	1:52.813	17.257
16	1:53.794	08.659	16	1:52.526	11.128	16	1:52.669	13.756	16	1:52.605	15.881	16	1:52.663	17.709
1	1:53.503	08.987	51	1:52.725	12.208	51	1:52.302	14.227	51	1:52.414	16.331	51	1:53.787	19.948
51	1:53.591	09.444	1	1:52.797	13.081	1	1:53.685	18.533	1	1:53.599	22.310	1	1:53.974	26.911







Circuito de Jerez  
Championnat de France F4  
Race - 1  
Analysis by Lap



Num	Lap Time	Gap
-----	----------	-----

**Lap 11**

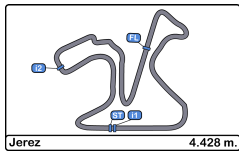
23	1:51.819	
5	1:52.417	03.693
7	1:52.212	05.335
28	1:52.315	05.850
21	1:52.107	08.097
10	1:52.447	09.334
31	1:52.531	10.018
30	1:52.663	11.232
27	1:52.394	11.678
11	1:52.559	12.622
87	1:52.587	13.237
22	1:53.297	15.522
4	1:52.677	16.046
16	1:52.981	18.871
18	1:54.001	19.439
51	1:53.913	22.042
1	1:53.943	29.035

Num	Lap Time	Gap
-----	----------	-----

**Lap 12**

23	1:52.143	
7	1:52.558	05.750
28	1:52.518	06.225
21	1:52.503	08.457
10	1:52.551	09.742
31	1:52.859	10.734
30	1:52.584	11.673
27	1:52.658	12.193
11	1:52.465	12.944
87	1:52.391	13.485
22	1:52.682	16.061
4	1:52.738	16.641
16	1:52.949	19.677
18	1:53.119	20.415
51	1:53.680	23.579
1	1:53.530	30.422

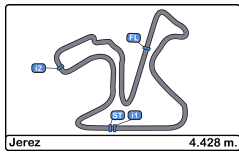




**Circuito de Jerez**  
**Championnat de France F4**  
**Race - 1**  
**Best Sectors Results**



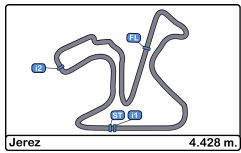
Sector - 1			Sector - 2			Sector - 3			Ideal Lap vs Best Lap						
Clas	Nº	Driver	Time	Nº	Driver	Time	Nº	Driver	Time	Clas	Nº	Driver	Ideal Lap	Best Lap	Clas
1	23	Caio Collet	42.241	23	Caio Collet	30.487	23	Caio Collet	38.418	1	23	Caio Collet	1:51.146	1:51.288	1
2	5	Adam Eteki	42.255	5	Adam Eteki	30.497	7	Arthur Leclerc	38.516	2	7	Arthur Leclerc	1:51.293	1:51.393	2
3	7	Arthur Leclerc	42.270	7	Arthur Leclerc	30.507	28	Alessandro Ghiretti	38.533	3	5	Adam Eteki	1:51.321	1:51.604	4
4	21	Théo Pourchaire	42.356	28	Alessandro Ghiretti	30.511	5	Adam Eteki	38.569	4	28	Alessandro Ghiretti	1:51.432	1:51.570	3
5	28	Alessandro Ghiretti	42.388	10	Reshad De Gerus	30.593	21	Théo Pourchaire	38.644	5	21	Théo Pourchaire	1:51.602	1:51.612	5
6	30	Esteban Muth	42.394	21	Théo Pourchaire	30.602	10	Reshad De Gerus	38.678	6	10	Reshad De Gerus	1:51.747	1:51.890	6
7	16	Sacha Lehmann	42.447	18	Matéo Herrero	30.637	31	Ulysse De Pauw	38.693	7	30	Esteban Muth	1:51.887	1:52.064	10
8	10	Reshad De Gerus	42.476	51	Shihab Al Habsi	30.647	11	Pierre-Louis Chovet	38.704	8	31	Ulysse De Pauw	1:51.913	1:51.985	8
9	31	Ulysse De Pauw	42.511	27	Ugo De Wilde	30.659	87	O'Neill Muth	38.740	9	11	Pierre-Louis Chovet	1:51.929	1:51.972	7
10	87	O'Neill Muth	42.513	11	Pierre-Louis Chovet	30.677	30	Esteban Muth	38.776	10	87	O'Neill Muth	1:51.956	1:52.114	11
11	4	Baptiste Moulin	42.521	87	O'Neill Muth	30.703	51	Shihab Al Habsi	38.810	11	51	Shihab Al Habsi	1:52.005	1:52.302	15
12	27	Ugo De Wilde	42.542	31	Ulysse De Pauw	30.709	4	Baptiste Moulin	38.834	12	27	Ugo De Wilde	1:52.047	1:52.063	9
13	11	Pierre-Louis Chovet	42.548	30	Esteban Muth	30.717	18	Matéo Herrero	38.836	13	18	Matéo Herrero	1:52.095	1:52.250	12
14	51	Shihab Al Habsi	42.548	16	Sacha Lehmann	30.788	22	Théo Nouet	38.843	14	16	Sacha Lehmann	1:52.154	1:52.508	16
15	22	Théo Nouet	42.580	22	Théo Nouet	30.820	27	Ugo De Wilde	38.846	15	4	Baptiste Moulin	1:52.176	1:52.276	13
16	18	Matéo Herrero	42.622	4	Baptiste Moulin	30.821	1	Baptiste Berthelot	38.901	16	22	Théo Nouet	1:52.243	1:52.288	14
17	1	Baptiste Berthelot	42.742	1	Baptiste Berthelot	31.034	16	Sacha Lehmann	38.919	17	1	Baptiste Berthelot	1:52.677	1:52.797	17



Circuito de Jerez  
Championnat de France F4  
Race - 1  
Leader Sequence



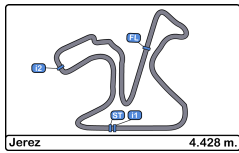
<u>N°</u>	<u>Driver</u>	<u>Nat</u>	<u>Team</u>	<u>Class</u>	<u>Start Lap</u>	<u>End Lap</u>	<u>Laps</u>	<u>Total Laps</u>
23	Caio Collet	BRA			1	12	12	12



**Circuito de Jerez**  
**Championnat de France F4**  
**Race - 1**  
**Best 5 Lap Times**



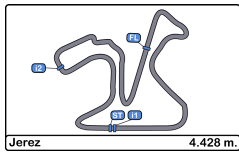
Cls	N°	Driver	Nat	Team	Class	Best 1		Best 2		Best 3		Best 4		Best 5	
						Time	Lap	Time	Lap	Time	Lap	Time	Lap	Time	Lap
1	23	Caio Collet	BRA			1:51.288	2	1:51.397	3	1:51.424	4	1:51.456	5	1:51.480	6
2	7	Arthur Leclerc	MCO			1:51.393	5	1:51.497	4	1:51.577	2	1:51.827	3	1:51.830	7
3	28	Alessandro Ghiretti	FRA			1:51.570	3	1:51.625	5	1:51.675	4	1:51.782	9	1:51.813	6
4	5	Adam Eteki	FRA			1:51.604	6	1:51.618	5	1:51.631	2	1:51.646	4	1:51.681	3
5	21	Théo Pourchaire	FRA		Junior	1:51.612	4	1:51.710	5	1:52.031	3	1:52.069	8	1:52.086	6
6	10	Reshad De Gerus	FRA		Junior	1:51.890	7	1:51.909	8	1:51.978	5	1:52.007	6	1:52.043	3
7	11	Pierre-Louis Chovet	FRA			1:51.972	4	1:52.155	10	1:52.192	3	1:52.296	5	1:52.307	6
8	31	Ulysse De Pauw	BEL			1:51.985	7	1:52.030	4	1:52.055	8	1:52.137	5	1:52.159	6
9	27	Ugo De Wilde	BEL			1:52.063	3	1:52.151	6	1:52.152	5	1:52.188	7	1:52.190	10
10	30	Esteban Muth	DEU			1:52.064	7	1:52.082	4	1:52.098	5	1:52.151	6	1:52.236	3
11	87	O'Neill Muth	DEU		Junior	1:52.114	5	1:52.218	4	1:52.267	6	1:52.272	7	1:52.278	9
12	18	Matéo Herrero	FRA			1:52.250	6	1:52.438	3	1:52.519	8	1:52.522	5	1:52.685	4
13	4	Baptiste Moulin	BEL			1:52.276	4	1:52.314	7	1:52.340	6	1:52.513	3	1:52.519	8
14	22	Théo Nouet	FRA			1:52.288	8	1:52.289	6	1:52.351	4	1:52.381	3	1:52.427	10
15	51	Shihab Al Habsi	OMN		Junior	1:52.302	6	1:52.414	8	1:52.653	5	1:52.725	4	1:52.740	7
16	16	Sacha Lehmann	FRA			1:52.508	9	1:52.526	4	1:52.570	7	1:52.605	8	1:52.663	10
17	1	Baptiste Berthelot	FRA			1:52.797	4	1:53.228	7	1:53.503	2	1:53.530	12	1:53.599	8



**Circuito de Jerez**  
**Championnat de France F4**  
**Race - 1**  
**Best 5 Top Speeds**



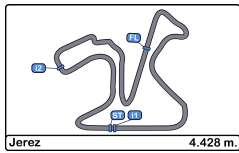
Cls	N°	Driver	Nat	Team	Class	Top 1		Top 2		Top 3		Top 4		Top 5		Avg
						Km/h	Lap	Km/h	Lap	Km/h	Lap	Km/h	Lap	Km/h	Lap	
1	16	Sacha Lehmann	FRA			193.8	11	192.1	4	191.8	9	191.4	3	191.1	1	192.1
2	4	Baptiste Moulin	BEL			193.2	1	191.1	8	191.1	9	190.8	4	190.4	2	191.3
3	30	Esteban Muth	DEU			192.5	3	192.5	6	192.1	2	192.1	5	192.1	8	192.3
4	1	Baptiste Berthelot	FRA			192.1	2	190.4	3	190.1	1	190.1	4	190.1	7	190.6
5	21	Théo Pourchaire	FRA		Junior	192.1	2	191.1	5	190.8	4	190.8	9	190.8	11	191.1
6	22	Théo Nouet	FRA			192.1	3	191.4	2	191.4	4	190.8	9	190.4	5	191.2
7	27	Ugo De Wilde	BEL			191.8	2	191.1	4	190.8	3	190.8	9	190.8	11	191.0
8	10	Reshad De Gerus	FRA		Junior	191.4	2	190.8	8	190.8	9	190.4	11	190.1	3	190.7
9	31	Ulysse De Pauw	BEL			191.4	4	191.1	2	191.1	3	190.8	8	190.8	9	191.0
10	51	Shihab Al Habsi	OMN		Junior	191.4	7	191.4	9	190.8	2	190.8	3	190.4	8	191.0
11	87	O'Neill Muth	DEU		Junior	191.4	2	191.4	9	191.1	3	190.8	11	190.4	8	191.0
12	11	Pierre-Louis Chovet	FRA			191.1	2	191.1	6	191.1	9	190.8	4	190.8	5	191.0
13	28	Alessandro Ghiretti	FRA			191.1	12	190.4	8	190.4	9	190.4	11	190.1	10	190.5
14	7	Arthur Leclerc	MCO			190.8	8	190.4	3	190.4	4	190.4	6	190.4	9	190.5
15	5	Adam Eteki	FRA			190.4	9	190.1	2	190.1	3	190.1	5	190.1	8	190.2
16	18	Matéo Herrero	FRA			190.4	2	189.8	1	189.4	4	189.4	9	189.1	3	189.6
17	23	Caio Collet	BRA			190.1	8	190.1	9	190.1	10	189.8	11	189.4	2	189.9



Circuito de Jerez  
Championnat de France F4  
Race - 1  
Fastest Laps Sequence



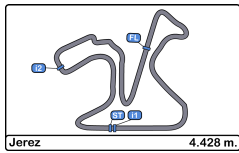
Lap	Time of Day	Session Time	N°	Driver	Nat	Team	Class	Time	Km/h
2	15:17:02.067	3:50.067	23	Caio Collet	BRA			1:51.288	143.2



**Circuito de Jerez**  
**Championnat de France F4**  
**Race - 1**  
**Event Best Maximum Speed**



N°	Driver	Nat	Team	Class	Km/h	Session
27	Ugo De Wilde	BEL			194.2	Qualifying
16	Sacha Lehmann	FRA			193.8	Race - 1
4	Baptiste Moulin	BEL			193.2	Race - 1
30	Esteban Muth	DEU			192.8	Private Test - 1
87	O'Neill Muth	DEU		Junior	192.8	Qualifying
28	Alessandro Ghiretti	FRA			192.5	Qualifying
7	Arthur Leclerc	MCO			192.5	Qualifying
10	Reshad De Gerus	FRA		Junior	192.5	Qualifying
5	Adam Eteki	FRA			192.5	Qualifying
22	Théo Nouet	FRA			192.1	Private Test - 1
31	Ulysse De Pauw	BEL			192.1	Private Test - 1
11	Pierre-Louis Chovet	FRA			192.1	Qualifying
23	Caio Collet	BRA			192.1	Qualifying
21	Théo Pourchaire	FRA		Junior	192.1	Race - 1
1	Baptiste Berthelot	FRA			192.1	Race - 1
18	Matéo Herrero	FRA			191.8	Qualifying
51	Shihab Al Habsi	OMN		Junior	191.8	Qualifying



**Circuito de Jerez**  
**Championnat de France F4**  
**Race - 1**  
**Lap Chart**

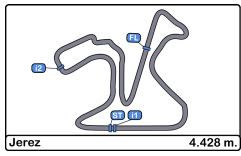


**LAP**

Nr	Pos	Grid	1	2	3	4	5	6	7	8	9	10	11	12
23	1	23	23	23	23	23	23	23	23	23	23	23	23	23
5	2	5	5	5	5	5	5	5	5	5	5	5	5	7
28	3	28	7	7	7	7	7	7	7	7	7	7	7	28
21	4	21	28	28	28	28	28	28	28	28	28	28	28	21
7	5	7	21	21	21	21	21	21	21	21	21	21	21	10
10	6	10	10	10	10	10	10	10	10	10	10	10	10	31
30	7	30	31	31	31	31	31	31	31	31	31	31	31	30
31	8	31	30	30	30	30	30	30	30	30	30	30	30	27
27	9	27	27	27	27	27	27	27	27	27	27	27	27	11
11	10	11	11	11	11	11	11	11	11	11	11	11	11	87
22	11	22	87	87	87	87	87	87	87	87	87	87	87	22
16	12	16	22	22	22	22	22	22	22	22	22	22	22	4
87	13	87	18	4	4	4	4	4	4	4	4	4	4	16
18	14	18	4	18	18	18	18	18	18	18	18	18	18	18
4	15	4	16	16	16	16	16	16	16	16	16	16	18	51
51	16	51	1	1	51	51	51	51	51	51	51	51	51	1
1	17	1	51	51	1	1	1	1	1	1	1	1	1	1



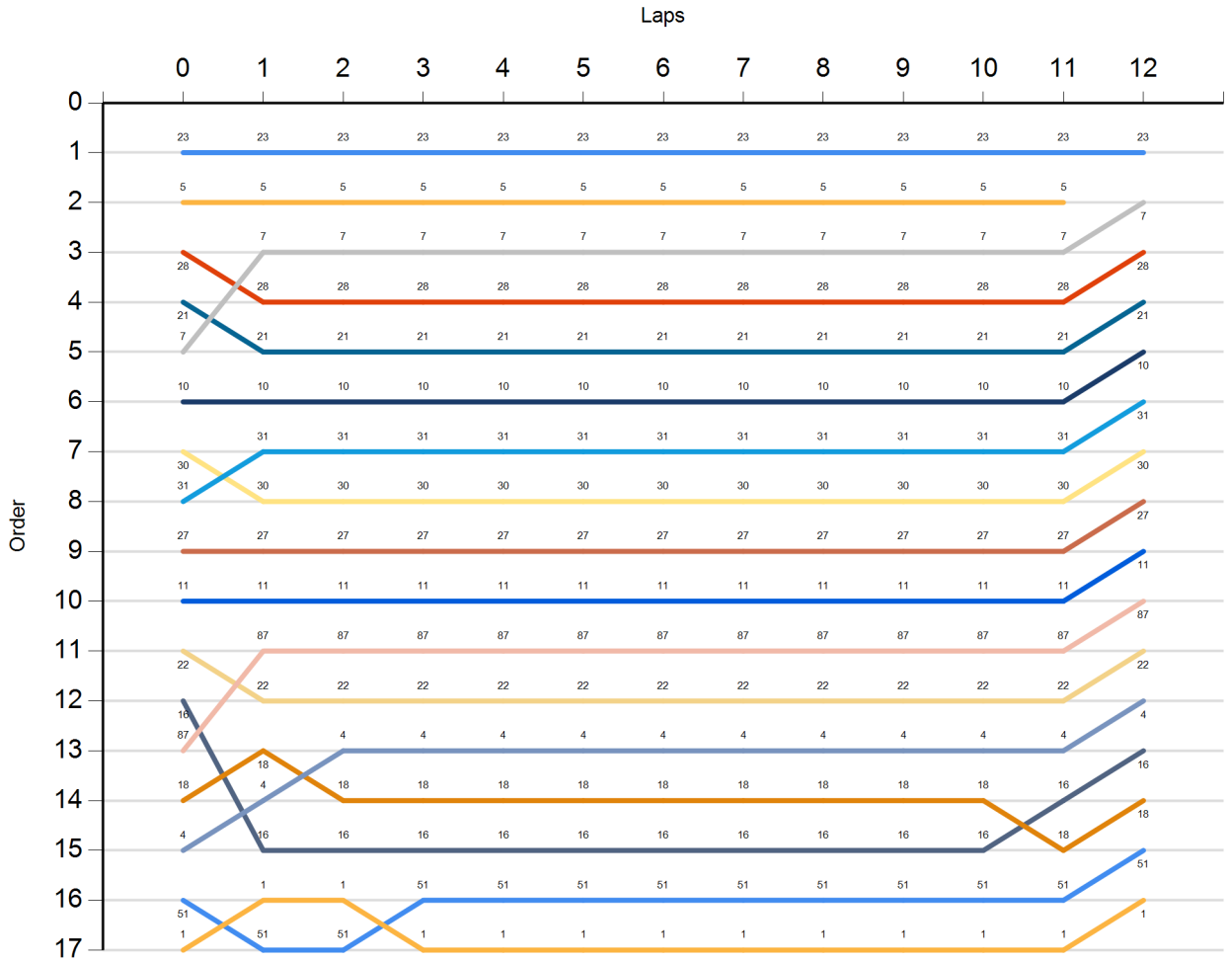


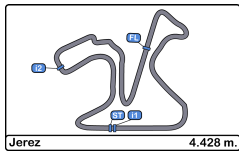


**Circuito de Jerez**  
**Championnat de France F4**  
**Race - 1**  
**Graphic Lap Chart**



- 23
- 5
- 28
- 21
- 7
- 10
- 30
- 31
- 27
- 11
- 22
- 16
- 87
- 18
- 4
- 51
- 1



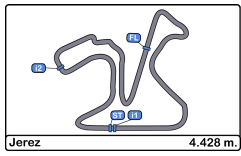


**Circuito de Jerez**  
**Championnat de France F4**  
**Race - 1**  
**Pit Stop Analysis**



N°	In Day Time	Driver	Nat	Team	Class	In Time	Stop N°	Pit Time	Handicap	Penalty
----	-------------	--------	-----	------	-------	---------	---------	----------	----------	---------

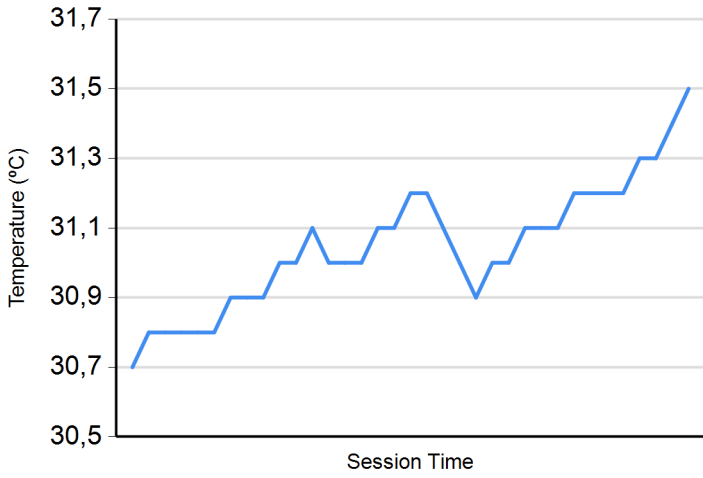




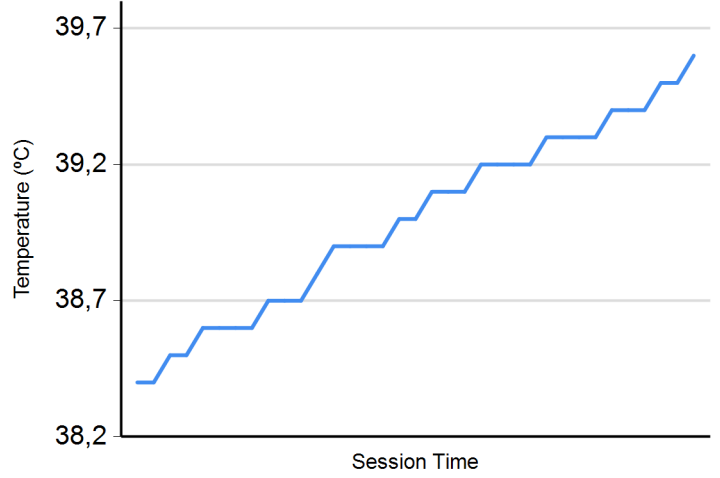
**Circuito de Jerez**  
**Championnat de France F4**  
**Race - 1**  
**Weather Report**



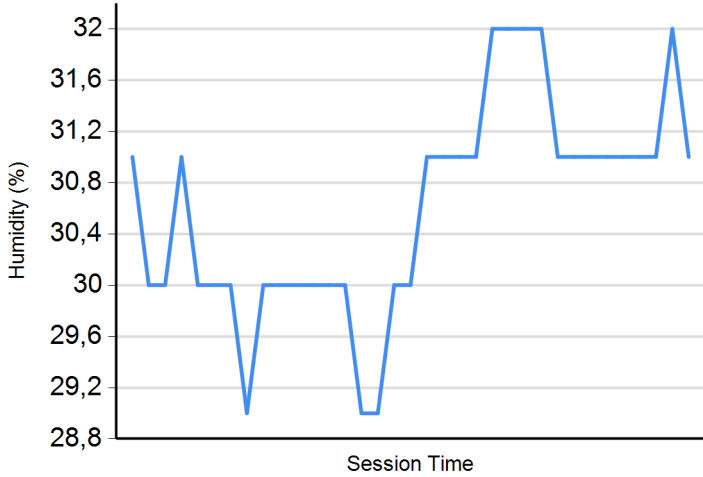
**Air Temperature**



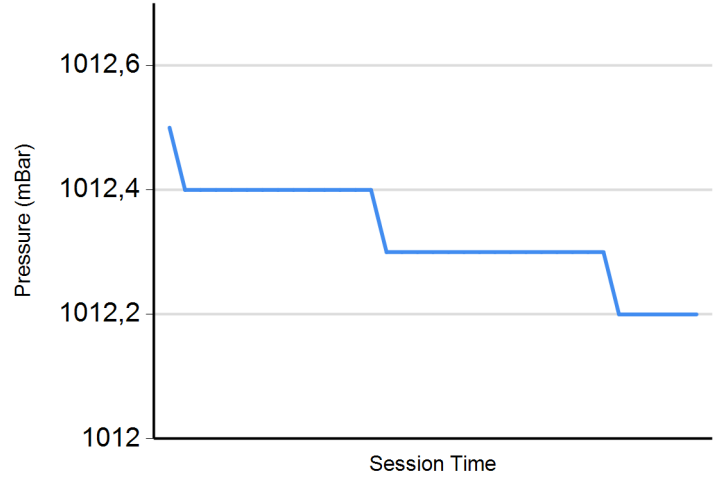
**Track Temperature**



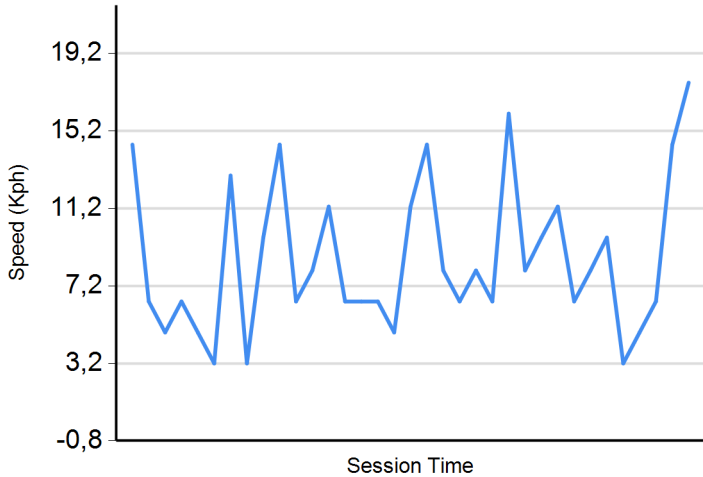
**Humidity**



**Pressure**



**Wind Speed**



**Wind direction**

North = 0°/360° Est = 90° South = 180° West = 270°

