

**Circuito de Jerez**  
**Championnat de France F4**  
**Qualifying**  
**Provisional Results**



| Cls | N° | Driver              | Nat | Team | Class  | Cls | Laps | Best | Time     | Gap   | Interval | Km/h  |
|-----|----|---------------------|-----|------|--------|-----|------|------|----------|-------|----------|-------|
| 1   | 23 | Caio Collet         | BRA |      |        |     | 10   | 8    | 1:49.412 |       |          | 145.6 |
| 2   | 5  | Adam Eteki          | FRA |      |        |     | 13   | 12   | 1:49.928 | 0.516 | 0.516    | 145.0 |
| 3   | 28 | Alessandro Ghiretti | FRA |      |        |     | 12   | 8    | 1:49.931 | 0.519 | 0.003    | 145.0 |
| 4   | 21 | Théo Pourchaire     | FRA |      | Junior | 1   | 12   | 11   | 1:50.019 | 0.607 | 0.088    | 144.8 |
| 5   | 7  | Arthur Leclerc      | MCO |      |        |     | 12   | 8    | 1:50.024 | 0.612 | 0.005    | 144.8 |
| 6   | 10 | Reshad De Gerus     | FRA |      | Junior | 2   | 12   | 5    | 1:50.070 | 0.658 | 0.046    | 144.8 |
| 7   | 30 | Esteban Muth        | DEU |      |        |     | 12   | 10   | 1:50.079 | 0.667 | 0.009    | 144.8 |
| 8   | 31 | Ulysse De Pauw      | BEL |      |        |     | 12   | 6    | 1:50.151 | 0.739 | 0.072    | 144.7 |
| 9   | 27 | Ugo De Wilde        | BEL |      |        |     | 14   | 14   | 1:50.250 | 0.838 | 0.099    | 144.5 |
| 10  | 11 | Pierre-Louis Chovet | FRA |      |        |     | 13   | 6    | 1:50.288 | 0.876 | 0.038    | 144.5 |
| 11  | 22 | Théo Nouet          | FRA |      |        |     | 13   | 10   | 1:50.388 | 0.976 | 0.100    | 144.4 |
| 12  | 16 | Sacha Lehmann       | FRA |      |        |     | 13   | 6    | 1:50.549 | 1.137 | 0.161    | 144.1 |
| 13  | 87 | O'Neill Muth        | DEU |      | Junior | 3   | 9    | 5    | 1:50.592 | 1.180 | 0.043    | 144.1 |
| 14  | 18 | Matéo Herrero       | FRA |      |        |     | 14   | 10   | 1:50.627 | 1.215 | 0.035    | 144.0 |
| 15  | 4  | Baptiste Moulin     | BEL |      |        |     | 14   | 7    | 1:50.846 | 1.434 | 0.219    | 143.8 |
| 16  | 51 | Shihab Al Habsi     | OMN |      | Junior | 4   | 14   | 7    | 1:51.089 | 1.677 | 0.243    | 143.4 |
| 17  | 1  | Baptiste Berthelot  | FRA |      |        |     | 13   | 13   | 1:51.985 | 2.573 | 0.896    | 142.3 |

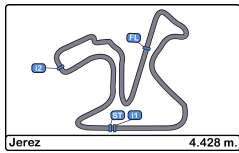
CAR #28 TIME 1:51.128 & 1:50:299 CANCELLED  
 CAR #27 TIME 1:55.527 CANCELLED  
 CAR #11 TIME 1:50.749 & 1:50.432 CANCELLED  
 CAR #51 TIME 1:51.801 & 1:51.465 & 1:51.217 & 2:19.748 & 1:50.904 CANCELLED  
 CAR #23 TIME 1:49.731 CANCELLED  
 CAR #87 TIME 1:50.607 CANCELLED  
 CAR #18 TIME 1:50.932 & 1:50.656 CANCELLED  
 CAR #21 TIME 1:50.379 & 1:50.169 CANCELLED  
 CAR #30 TIME 1:50.053 & 1:50.328 & 1:50.026 & 1:50.282 CANCELLED  
 CAR #16 TIME 2:08.120 & 1:50.394 CANCELLED

Published at:.....

Track Temp: 24.0 °C Air Temp: 22.4 °C Humidity: 44 % Track Status: DRY

|                  |                       |                        |
|------------------|-----------------------|------------------------|
| <b>Stewards:</b> | <b>Race Director:</b> | <b>Timekeeper:</b><br> |
|------------------|-----------------------|------------------------|





**Circuito de Jerez**  
**Championnat de France F4**  
**Qualifying**  
**Provisional Results by Class**



| Cls | N° | Driver              | Nat | Team | Class | Cls | Laps | Best | Time     | Gap   | Interval | Km/h  |
|-----|----|---------------------|-----|------|-------|-----|------|------|----------|-------|----------|-------|
| 1   | 23 | Caio Collet         | BRA |      |       |     | 10   | 8    | 1:49.412 |       |          | 145.6 |
| 2   | 5  | Adam Eteki          | FRA |      |       |     | 13   | 12   | 1:49.928 | 0.516 | 0.516    | 145.0 |
| 3   | 28 | Alessandro Ghiretti | FRA |      |       |     | 12   | 8    | 1:49.931 | 0.519 | 0.003    | 145.0 |
| 4   | 7  | Arthur Leclerc      | MCO |      |       |     | 12   | 8    | 1:50.024 | 0.612 | 0.093    | 144.8 |
| 5   | 30 | Esteban Muth        | DEU |      |       |     | 12   | 10   | 1:50.079 | 0.667 | 0.055    | 144.8 |
| 6   | 31 | Ulysse De Pauw      | BEL |      |       |     | 12   | 6    | 1:50.151 | 0.739 | 0.072    | 144.7 |
| 7   | 27 | Ugo De Wilde        | BEL |      |       |     | 14   | 14   | 1:50.250 | 0.838 | 0.099    | 144.5 |
| 8   | 11 | Pierre-Louis Chovet | FRA |      |       |     | 13   | 6    | 1:50.288 | 0.876 | 0.038    | 144.5 |
| 9   | 22 | Théo Nouet          | FRA |      |       |     | 13   | 10   | 1:50.388 | 0.976 | 0.100    | 144.4 |
| 10  | 16 | Sacha Lehmann       | FRA |      |       |     | 13   | 6    | 1:50.549 | 1.137 | 0.161    | 144.1 |
| 11  | 18 | Matéo Herrero       | FRA |      |       |     | 14   | 10   | 1:50.627 | 1.215 | 0.078    | 144.0 |
| 12  | 4  | Baptiste Moulin     | BEL |      |       |     | 14   | 7    | 1:50.846 | 1.434 | 0.219    | 143.8 |
| 13  | 1  | Baptiste Berthelot  | FRA |      |       |     | 13   | 13   | 1:51.985 | 2.573 | 1.139    | 142.3 |

Published at:.....

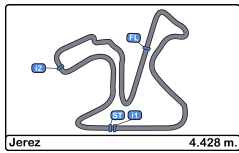
Track Temp: 24.0 °C Air Temp: 22.4 °C Humidity: 44 % Track Status: DRY

Stewards:

Race Director:

Timekeeper:





**Circuito de Jerez**  
**Championnat de France F4**  
**Qualifying**  
**Provisional 2 Fastest Lap Results**



| Cls | N° | Driver              | Nat | Team | Class  | Cls | Laps | Best | Time     | Gap   | Interval | Km/h  |
|-----|----|---------------------|-----|------|--------|-----|------|------|----------|-------|----------|-------|
| 1   | 23 | Caio Collet         | BRA |      |        |     | 10   | 6    | 1:49.641 |       |          | 145.6 |
| 2   | 5  | Adam Eteki          | FRA |      |        |     | 13   | 9    | 1:49.987 | 0.346 | 0.346    | 145.0 |
| 3   | 7  | Arthur Leclerc      | MCO |      |        |     | 12   | 6    | 1:50.039 | 0.398 | 0.052    | 144.8 |
| 4   | 10 | Reshad De Gerus     | FRA |      | Junior | 1   | 12   | 11   | 1:50.144 | 0.503 | 0.105    | 144.8 |
| 5   | 28 | Alessandro Ghiretti | FRA |      |        |     | 12   | 6    | 1:50.154 | 0.513 | 0.010    | 145.0 |
| 6   | 30 | Esteban Muth        | DEU |      |        |     | 12   | 7    | 1:50.181 | 0.540 | 0.027    | 144.8 |
| 7   | 21 | Théo Pourchaire     | FRA |      | Junior | 2   | 12   | 7    | 1:50.231 | 0.590 | 0.050    | 144.8 |
| 8   | 11 | Pierre-Louis Chovet | FRA |      |        |     | 13   | 7    | 1:50.315 | 0.674 | 0.084    | 144.5 |
| 9   | 27 | Ugo De Wilde        | BEL |      |        |     | 14   | 11   | 1:50.326 | 0.685 | 0.011    | 144.5 |
| 10  | 31 | Ulysse De Pauw      | BEL |      |        |     | 12   | 5    | 1:50.366 | 0.725 | 0.040    | 144.7 |
| 11  | 22 | Théo Nouet          | FRA |      |        |     | 13   | 11   | 1:50.555 | 0.914 | 0.189    | 144.4 |
| 12  | 16 | Sacha Lehmann       | FRA |      |        |     | 13   | 5    | 1:50.743 | 1.102 | 0.188    | 144.1 |
| 13  | 87 | O'Neill Muth        | DEU |      | Junior | 3   | 9    | 9    | 1:50.836 | 1.195 | 0.093    | 144.1 |
| 14  | 18 | Matéo Herrero       | FRA |      |        |     | 14   | 7    | 1:50.922 | 1.281 | 0.086    | 144.0 |
| 15  | 4  | Baptiste Moulin     | BEL |      |        |     | 14   | 14   | 1:50.991 | 1.350 | 0.069    | 143.8 |
| 16  | 51 | Shihab Al Habsi     | OMN |      | Junior | 4   | 14   | 12   | 1:51.186 | 1.545 | 0.195    | 143.4 |
| 17  | 1  | Baptiste Berthelot  | FRA |      |        |     | 13   | 5    | 1:51.993 | 2.352 | 0.807    | 142.3 |

CAR #28 TIME 1:51.128 & 1:50:299 CANCELLED  
 CAR #27 TIME 1:55.527 CANCELLED  
 CAR #11 TIME 1:50.749 & 1:50.432 CANCELLED  
 CAR #51 TIME 1:51.801 & 1:51.465 & 1:51.217 & 2:19.748 & 1:50.904 CANCELLED  
 CAR #23 TIME 1:49.731 CANCELLED  
 CAR #87 TIME 1:50.607 CANCELLED  
 CAR #18 TIME 1:50.932 & 1:50.656 CANCELLED  
 CAR #21 TIME 1:50.379 & 1:50.169 CANCELLED  
 CAR #30 TIME 1:50.053 & 1:50.328 & 1:50.026 & 1:50.282 CANCELLED  
 CAR #16 TIME 2:08.120 & 1:50.394 CANCELLED

Published at:.....

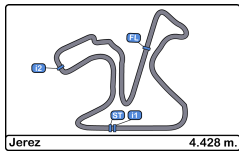
Track Temp: 24.0 °C Air Temp: 22.4 °C Humidity: 44 % Track Status: DRY

Stewards:

Race Director:

Timekeeper:





**Circuito de Jerez**  
**Championnat de France F4**  
**Qualifying**  
**Lap Analysis**



**1** Baptiste Berthelot

| Lap D | Time           | Sector 1 | Sector 2 | Sector 3     | T. Spd | Elapsed      |
|-------|----------------|----------|----------|--------------|--------|--------------|
| 1     | 10:00:39.631 P |          |          | 10:00:39.631 |        | 10:00:39.631 |
| 2     | 2:04.168       | 50.066   | 33.851   | 40.251       | 183.6  | 10:02:43.799 |
| 3     | 1:54.359       | 43.397   | 31.584   | 39.378       | 189.1  | 10:04:38.158 |
| 4     | 1:52.143       | 42.537   | 30.863   | 38.743       | 190.8  | 10:06:30.301 |
| 5     | 1:51.993       | 42.665   | 30.767   | 38.561       | 190.8  | 10:08:22.294 |
| 6     | 1:52.685       | 42.391   | 30.982   | 39.312       | 191.1  | 10:10:14.979 |
| 7     | 1:52.524       | 42.629   | 31.190   | 38.705       | 190.4  | 10:12:07.503 |
| 8     | 1:52.118       | 42.623   | 30.942   | 38.553       | 190.8  | 10:13:59.621 |
| 9     | 2:01.963       | 46.621   | 31.617   | 43.725       | 159.0  | 10:16:01.584 |
| 10    | 1:52.422       | 42.801   | 30.748   | 38.873       | 190.4  | 10:17:54.006 |
| 11    | 1:52.102       | 42.460   | 31.036   | 38.606       | 190.8  | 10:19:46.108 |
| 12    | 2:05.233       | 45.303   | 36.603   | 43.327       | 151.0  | 10:21:51.341 |
| 13    | 1:51.985       | 42.553   | 30.985   | 38.447       | 190.4  | 10:23:43.326 |
| 14    |                | 42.548   | 30.849   |              | 191.4  |              |

**7** Arthur Leclerc

| Lap D | Time           | Sector 1 | Sector 2 | Sector 3     | T. Spd | Elapsed      |
|-------|----------------|----------|----------|--------------|--------|--------------|
| 1     | 10:00:07.843 P |          |          | 10:00:07.843 |        | 10:00:07.843 |
| 2     | 2:04.916       | 50.214   | 33.086   | 41.616       | 177.3  | 10:02:12.759 |
| 3     | 1:53.774       | 43.637   | 31.519   | 38.618       | 188.1  | 10:04:06.533 |
| 4     | 1:51.171       | 42.308   | 30.456   | 38.407       | 190.4  | 10:05:57.704 |
| 5     | 1:50.573       | 42.128   | 30.238   | 38.207       | 191.1  | 10:07:48.277 |
| 6     | 1:50.039       | 41.817   | 30.102   | 38.120       | 191.8  | 10:09:38.316 |
| 7     | 1:50.346       | 41.936   | 30.217   | 38.193       | 192.1  | 10:11:28.662 |
| 8     | 1:50.024       | 41.826   | 30.127   | 38.071       | 192.5  | 10:13:18.686 |
| 9     | 1:50.095       | 41.770   | 30.129   | 38.196       | 191.8  | 10:15:08.781 |
| 10    | 2:11.605       | 47.822   | 36.438   | 47.345       | 142.6  | 10:17:20.386 |
| 11    | 1:50.792       | 42.003   | 30.402   | 38.387       | 191.8  | 10:19:11.178 |
| 12    | 1:50.196       | 41.861   | 30.174   | 38.161       | 190.8  | 10:21:01.374 |
| 13    |                | 43.901   | 31.413   |              | 186.5  |              |

**4** Baptiste Moulin

| Lap D | Time           | Sector 1 | Sector 2 | Sector 3     | T. Spd | Elapsed      |
|-------|----------------|----------|----------|--------------|--------|--------------|
| 1     | 10:00:34.683 P |          |          | 10:00:34.683 |        | 10:00:34.683 |
| 2     | 2:08.626       | 54.349   | 33.928   | 40.349       | 180.3  | 10:02:43.309 |
| 3     | 1:53.796       | 43.602   | 31.228   | 38.966       | 188.1  | 10:04:37.105 |
| 4     | 1:52.049       | 42.420   | 30.917   | 38.712       | 191.1  | 10:06:29.154 |
| 5     | 1:51.904       | 42.639   | 30.823   | 38.442       | 191.4  | 10:08:21.058 |
| 6     | 1:51.258       | 42.373   | 30.598   | 38.287       | 191.8  | 10:10:12.316 |
| 7     | 1:50.846       | 42.125   | 30.545   | 38.176       | 191.4  | 10:12:03.162 |
| 8     | 1:51.068       | 42.261   | 30.462   | 38.345       | 192.1  | 10:13:54.230 |
| 9     | 2:12.193       | 52.678   | 37.694   | 41.821       | 143.0  | 10:16:06.423 |
| 10    | 1:51.732       | 42.412   | 30.688   | 38.632       | 191.4  | 10:17:58.155 |
| 11    | 1:51.122       | 42.140   | 30.655   | 38.327       | 192.5  | 10:19:49.277 |
| 12    | 1:51.042       | 42.143   | 30.340   | 38.559       | 192.5  | 10:21:40.319 |
| 13    | 1:51.242       | 42.274   | 30.496   | 38.472       | 191.4  | 10:23:31.561 |
| 14    | 1:50.991       | 42.135   | 30.406   | 38.450       | 191.8  | 10:25:22.552 |
| 15    |                | 56.115   | 39.275   |              | 138.9  |              |

**10** Reshad De Gerus Junior

| Lap D | Time           | Sector 1 | Sector 2 | Sector 3     | T. Spd | Elapsed      |
|-------|----------------|----------|----------|--------------|--------|--------------|
| 1     | 10:00:16.742 P |          |          | 10:00:16.742 |        | 10:00:16.742 |
| 2     | 2:07.029       | 52.178   | 33.671   | 41.180       | 161.9  | 10:02:23.771 |
| 3     | 1:52.946       | 42.993   | 31.293   | 38.660       | 178.2  | 10:04:16.717 |
| 4     | 1:50.771       | 42.145   | 30.391   | 38.235       | 191.1  | 10:06:07.488 |
| 5     | 1:50.070       | 41.964   | 30.109   | 37.997       | 191.4  | 10:07:57.558 |
| 6     | 1:50.286       | 41.898   | 30.264   | 38.124       | 191.1  | 10:09:47.844 |
| 7     | 1:50.356       | 41.843   | 30.416   | 38.097       | 191.4  | 10:11:38.200 |
| 8     | 1:50.318       | 41.974   | 30.228   | 38.116       | 191.4  | 10:13:28.518 |
| 9     | 2:11.374       | 51.628   | 40.759   | 38.987       | 113.8  | 10:15:39.892 |
| 10    | 1:50.437       | 42.018   | 30.295   | 38.124       | 191.8  | 10:17:30.329 |
| 11    | 1:50.144       | 41.896   | 30.127   | 38.121       | 192.5  | 10:19:20.473 |
| 12    | 1:50.436       | 41.794   | 30.370   | 38.272       | 192.1  | 10:21:10.909 |
| 13    |                | 45.762   | 34.031   |              | 188.1  |              |

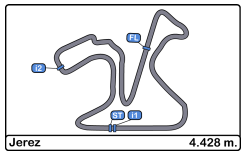
**5** Adam Eteki

| Lap D | Time           | Sector 1 | Sector 2 | Sector 3     | T. Spd | Elapsed      |
|-------|----------------|----------|----------|--------------|--------|--------------|
| 1     | 10:00:08.721 P |          |          | 10:00:08.721 |        | 10:00:08.721 |
| 2     | 2:08.386       | 51.167   | 33.554   | 43.665       | 167.9  | 10:02:17.107 |
| 3     | 1:52.310       | 42.998   | 30.808   | 38.504       | 188.4  | 10:04:09.417 |
| 4     | 1:50.931       | 42.084   | 30.550   | 38.297       | 190.8  | 10:06:00.348 |
| 5     | 1:50.566       | 42.085   | 30.325   | 38.156       | 191.1  | 10:07:50.914 |
| 6     | 1:50.252       | 41.764   | 30.365   | 38.123       | 192.1  | 10:09:41.166 |
| 7     | 1:50.264       | 41.802   | 30.300   | 38.162       | 191.4  | 10:11:31.430 |
| 8     | 1:50.104       | 41.701   | 30.172   | 38.231       | 191.8  | 10:13:21.534 |
| 9     | 1:49.987       | 41.705   | 30.158   | 38.124       | 191.8  | 10:15:11.521 |
| 10    | 2:14.916       | 55.312   | 41.310   | 38.294       | 107.6  | 10:17:26.437 |
| 11    | 1:50.282       | 41.889   | 30.341   | 38.052       | 191.8  | 10:19:16.719 |
| 12    | 1:49.928       | 41.739   | 30.102   | 38.087       | 192.5  | 10:21:06.647 |
| 13    | 1:50.302       | 41.882   | 30.142   | 38.278       | 192.1  | 10:22:56.949 |
| 14    |                | 46.169   | 33.570   |              | 179.1  |              |

**11** Pierre-Louis Chovet

| Lap D | Time           | Sector 1 | Sector 2 | Sector 3     | T. Spd | Elapsed      |
|-------|----------------|----------|----------|--------------|--------|--------------|
| 1     | 10:00:15.463 P |          |          | 10:00:15.463 |        | 10:00:15.463 |
| 2     | 2:12.246       | 51.689   | 33.749   | 46.808       | 181.5  | 10:02:27.709 |
| 3     | 1:52.798       | 42.692   | 31.109   | 38.997       | 189.1  | 10:04:20.507 |
| 4     | 1:50.749       | 42.131   | 30.419   | 38.199       | 191.4  | 10:06:11.256 |
| 5     | 1:50.424       | 41.885   | 30.369   | 38.170       | 192.1  | 10:08:01.680 |
| 6     | 1:50.288       | 41.802   | 30.284   | 38.202       | 192.1  | 10:09:51.968 |
| 7     | 1:50.315       | 41.887   | 30.269   | 38.159       | 191.1  | 10:11:42.283 |
| 8     | 1:50.412       | 41.896   | 30.362   | 38.154       | 191.4  | 10:13:32.695 |
| 9     | 2:32.180       | 53.105   | 48.950   | 50.125       | 149.1  | 10:16:04.875 |
| 10    | 2:00.764       | 41.961   | 39.233   | 39.570       | 191.8  | 10:18:05.639 |
| 11    | 1:50.607       | 42.031   | 30.342   | 38.234       | 190.4  | 10:19:56.246 |
| 12    | 1:50.366       | 41.809   | 30.326   | 38.231       | 191.1  | 10:21:46.612 |
| 13    | 1:50.432       | 41.930   | 30.371   | 38.131       | 190.8  | 10:23:37.044 |
| 14    |                | 42.057   | 39.976   |              | 191.1  |              |





**Circuito de Jerez**  
**Championnat de France F4**  
**Qualifying**  
**Lap Analysis**



16

Sacha Lehmann

22

Théo Nouet

| Lap D | Time            | Sector 1      | Sector 2      | Sector 3      | T. Spd | Elapsed      | Lap D | Time            | Sector 1      | Sector 2      | Sector 3      | T. Spd | Elapsed      |
|-------|-----------------|---------------|---------------|---------------|--------|--------------|-------|-----------------|---------------|---------------|---------------|--------|--------------|
| 1     | 10:00:23.100 P  |               |               | 10:00:23.100  |        | 10:00:23.100 | 1     | 10:00:19.280 P  |               |               | 10:00:19.280  |        | 10:00:19.280 |
| 2     | 2:12.085        | 54.211        | 34.730        | 43.144        | 157.6  | 10:02:35.185 | 2     | 2:11.746        | 55.954        | 34.106        | 41.686        | 167.4  | 10:02:31.026 |
| 3     | 1:59.702        | 47.367        | 32.578        | 39.757        | 185.5  | 10:04:34.887 | 3     | 1:56.484        | 45.013        | 31.807        | 39.664        | 183.6  | 10:04:27.510 |
| 4     | 1:52.453        | 42.557        | 31.111        | 38.785        | 187.1  | 10:06:27.340 | 4     | 1:51.499        | 42.521        | 30.608        | 38.370        | 190.8  | 10:06:19.009 |
| 5     | 1:50.743        | 42.006        | 30.438        | 38.299        | 190.8  | 10:08:18.083 | 5     | 1:57.994        | 47.286        | 31.119        | 39.589        | 186.8  | 10:08:17.003 |
| 6     | <b>1:50.549</b> | 42.004        | 30.369        | 38.176        | 191.4  | 10:10:08.632 | 6     | 1:50.782        | 42.024        | 30.499        | 38.259        | 191.4  | 10:10:07.785 |
| 7     | 2:06.934        | 45.762        | 33.041        | 48.131        | 161.6  | 10:12:15.566 | 7     | 2:05.503        | 51.316        | 35.049        | 39.138        | 120.5  | 10:12:13.288 |
| 8     | 2:03.448        | 42.183        | 35.739        | 45.526        | 189.8  | 10:14:19.014 | 8     | 1:50.727        | 42.125        | 30.370        | 38.232        | 191.8  | 10:14:04.015 |
| 9     | 2:05.052        | 43.209        | 37.609        | 44.234        | 140.2  | 10:16:24.066 | 9     | 1:50.756        | 41.949        | 30.452        | 38.355        | 192.1  | 10:15:54.771 |
| 10    | 1:51.020        | 42.184        | 30.548        | 38.288        | 189.8  | 10:18:15.086 | 10    | <b>1:50.388</b> | 41.890        | <b>30.354</b> | <b>38.144</b> | 191.4  | 10:17:45.159 |
| 11    | 2:08.120        | 44.496        | 41.556        | 42.068        | 142.1  | 10:20:23.206 | 11    | 1:50.555        | <b>41.873</b> | 30.418        | 38.264        | 192.1  | 10:19:35.714 |
| 12    | 1:50.873        | 42.245        | 30.444        | 38.184        | 191.1  | 10:22:14.079 | 12    | 2:01.802        | 49.254        | 33.169        | 39.379        | 185.8  | 10:21:37.516 |
| 13    | 1:50.394        | <b>41.957</b> | <b>30.365</b> | <b>38.072</b> | 191.8  | 10:24:04.473 | 13    | 1:50.873        | 42.023        | 30.436        | 38.414        | 191.4  | 10:23:28.389 |
| 14    |                 | 47.635        | 39.792        |               |        | 137.5        | 14    |                 | 46.451        | 33.634        |               |        | 190.4        |

18

Matéo Herrero

23

Caio Collet

| Lap D | Time            | Sector 1      | Sector 2      | Sector 3      | T. Spd | Elapsed      | Lap D | Time            | Sector 1      | Sector 2      | Sector 3      | T. Spd | Elapsed      |
|-------|-----------------|---------------|---------------|---------------|--------|--------------|-------|-----------------|---------------|---------------|---------------|--------|--------------|
| 1     | 10:00:20.136 P  |               |               | 10:00:20.136  |        | 10:00:20.136 | 1     | 10:00:06.866 P  |               |               | 10:00:06.866  |        | 10:00:06.866 |
| 2     | 2:10.128        | 53.720        | 34.736        | 41.672        | 165.6  | 10:02:30.264 | 2     | 2:05.486        | 50.664        | 33.246        | 41.576        | 182.1  | 10:02:12.352 |
| 3     | 1:55.894        | 45.139        | 31.923        | 38.832        | 184.3  | 10:04:26.158 | 3     | 1:53.149        | 43.415        | 31.307        | 38.427        | 185.8  | 10:04:05.501 |
| 4     | 1:51.988        | 42.522        | 31.002        | 38.464        | 188.8  | 10:06:18.146 | 4     | 1:50.304        | 41.886        | 30.271        | 38.147        | 190.8  | 10:05:55.805 |
| 5     | 1:51.354        | 42.265        | 30.571        | 38.518        | 189.4  | 10:08:09.500 | 5     | 1:49.907        | 41.707        | 30.071        | 38.129        | 191.1  | 10:07:45.712 |
| 6     | 1:50.991        | 42.166        | 30.437        | 38.388        | 190.4  | 10:10:00.491 | 6     | 1:49.641        | <b>41.560</b> | 30.025        | 38.056        | 191.4  | 10:09:35.353 |
| 7     | 1:50.922        | 42.122        | 30.389        | 38.411        | 190.4  | 10:11:51.413 | 7     | 1:49.731        | 41.602        | 30.063        | 38.066        | 192.1  | 10:11:25.084 |
| 8     | 1:51.021        | 42.303        | 30.513        | 38.205        | 189.8  | 10:13:42.434 | 8     | <b>1:49.412</b> | 41.578        | <b>29.969</b> | <b>37.865</b> | 192.1  | 10:13:14.496 |
| 9     | 1:50.932        | 42.061        | <b>30.276</b> | 38.595        | 191.1  | 10:15:33.366 | 9     | 2:06.475        | 46.276        | 39.994        | 40.205        | 115.7  | 10:15:20.971 |
| 10    | <b>1:50.627</b> | 42.059        | 30.436        | <b>38.132</b> | 191.8  | 10:17:23.993 | 10    | 1:58.804        | 45.202        | 33.641        | 39.961        | 152.3  | 10:17:19.775 |
| 11    | 1:50.656        | 42.068        | 30.320        | 38.268        | 191.1  | 10:19:14.649 | 11    |                 | 41.843        | 32.304        |               |        | 190.1        |
| 12    | 1:50.947        | <b>42.046</b> | 30.462        | 38.439        | 191.8  | 10:21:05.596 |       |                 |               |               |               |        |              |
| 13    | 2:42.748 P      | 48.782        | 38.597        | 1:15.369      | 130.5  | 10:23:48.344 |       |                 |               |               |               |        |              |
| 14    | 2:27.588        | 1:06.532      | 40.857        | 40.199        | 122.5  | 10:26:15.932 |       |                 |               |               |               |        |              |
| 15    |                 | 49.592        | 36.799        |               |        | 176.1        |       |                 |               |               |               |        |              |

21

Théo Pourchaire

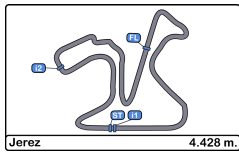
Junior

27

Ugo De Wilde

| Lap D | Time            | Sector 1      | Sector 2      | Sector 3      | T. Spd | Elapsed      | Lap D | Time            | Sector 1      | Sector 2      | Sector 3      | T. Spd | Elapsed      |
|-------|-----------------|---------------|---------------|---------------|--------|--------------|-------|-----------------|---------------|---------------|---------------|--------|--------------|
| 1     | 10:05:14.589 P  |               |               | 10:05:14.589  |        | 10:05:14.589 | 1     | 10:00:11.494 P  |               |               | 10:00:11.494  |        | 10:00:11.494 |
| 2     | 2:08.227        | 51.397        | 36.338        | 40.492        | 151.0  | 10:07:22.816 | 2     | 2:09.300        | 50.758        | 33.104        | 45.438        | 163.8  | 10:02:20.794 |
| 3     | 1:55.574        | 43.745        | 33.083        | 38.746        | 167.7  | 10:09:18.390 | 3     | 1:53.198        | 43.247        | 31.188        | 38.763        | 189.8  | 10:04:13.992 |
| 4     | 1:51.292        | 42.426        | 30.456        | 38.410        | 189.4  | 10:11:09.682 | 4     | 1:55.527        | 42.332        | 30.738        | 42.457        | 189.1  | 10:06:09.519 |
| 5     | 1:50.650        | 42.103        | 30.311        | 38.236        | 190.1  | 10:13:00.332 | 5     | 1:50.704        | 42.064        | 30.340        | 38.300        | 191.8  | 10:08:00.223 |
| 6     | 1:50.350        | 41.983        | 30.131        | 38.236        | 190.8  | 10:14:50.682 | 6     | 1:50.395        | 41.946        | 30.241        | 38.208        | 191.8  | 10:09:50.618 |
| 7     | 1:50.231        | 41.918        | 30.182        | <b>38.131</b> | 191.1  | 10:16:40.913 | 7     | 1:53.527        | 44.995        | 30.288        | 38.244        | 192.1  | 10:11:44.145 |
| 8     | 1:50.553        | 42.006        | 30.305        | 38.242        | 190.4  | 10:18:31.466 | 8     | 1:50.426        | 41.971        | 30.139        | 38.316        | 192.1  | 10:13:34.571 |
| 9     | 1:50.379        | 41.887        | 30.277        | 38.215        | 191.4  | 10:20:21.845 | 9     | 1:59.966        | 47.577        | 34.015        | 38.374        | 135.0  | 10:15:34.537 |
| 10    | 1:50.169        | 41.812        | 30.164        | 38.193        | 191.8  | 10:22:12.014 | 10    | 1:50.414        | 41.984        | 30.175        | 38.255        | 192.5  | 10:17:24.951 |
| 11    | <b>1:50.019</b> | <b>41.803</b> | <b>30.072</b> | 38.144        | 191.8  | 10:24:02.033 | 11    | 1:50.326        | 41.996        | <b>30.127</b> | 38.203        | 192.8  | 10:19:15.277 |
| 12    | 1:50.295        | 41.844        | 30.182        | 38.269        | 191.1  | 10:25:52.328 | 12    | 2:09.189        | <b>41.852</b> | 43.438        | 43.899        | 194.2  | 10:21:24.466 |
| 13    |                 | 49.652        | 35.974        |               |        | 158.1        | 13    | 1:50.578        | 41.974        | 30.129        | 38.475        | 192.5  | 10:23:15.044 |
|       |                 |               |               |               |        |              | 14    | <b>1:50.250</b> | 41.919        | 30.139        | <b>38.192</b> | 192.1  | 10:25:05.294 |
|       |                 |               |               |               |        |              | 15    |                 | 1:14.628      | 45.241        |               |        | 114.6        |





**Circuito de Jerez**  
**Championnat de France F4**  
**Qualifying**  
**Lap Analysis**



**28**

Alessandro Ghiretti

**51**

Shihab Al Habsi

Junior

| Lap D     | Time            | Sector 1      | Sector 2      | Sector 3      | T. Spd | Elapsed      | Lap D | Time            | Sector 1      | Sector 2      | Sector 3      | T. Spd | Elapsed      |
|-----------|-----------------|---------------|---------------|---------------|--------|--------------|-------|-----------------|---------------|---------------|---------------|--------|--------------|
| 1         | 10:00:46.846 P  |               |               | 10:00:46.846  |        | 10:00:46.846 | 1     | 10:00:27.298 P  |               |               | 10:00:27.298  |        | 10:00:27.298 |
| 2         | 2:08.111        | 52.462        | 33.360        | 42.289        | 119.8  | 10:02:54.957 | 2     | 2:05.614        | 52.625        | 33.089        | 39.900        | 181.2  | 10:02:32.912 |
| 3         | 1:51.128        | 42.475        | 30.417        | 38.236        | 188.4  | 10:04:46.085 | 3     | 1:54.982        | 44.887        | 31.303        | 38.792        | 188.4  | 10:04:27.894 |
| 4         | 1:50.576        | 42.061        | 30.323        | 38.192        | 190.8  | 10:06:36.661 | 4     | 1:51.801        | 42.623        | 30.763        | 38.415        | 191.4  | 10:06:19.695 |
| 5         | 1:50.302        | 41.903        | 30.231        | 38.168        | 190.8  | 10:08:26.963 | 5     | 1:51.961        | 42.545        | 30.778        | 38.638        | 191.4  | 10:08:11.656 |
| 6         | 1:50.154        | 41.863        | 30.167        | 38.124        | 191.8  | 10:10:17.117 | 6     | 1:51.465        | 42.378        | 30.555        | 38.532        | 190.8  | 10:10:03.121 |
| 7         | 2:02.908        | <b>41.794</b> | <b>30.149</b> | 50.965        | 192.5  | 10:12:20.025 | 7     | <b>1:51.089</b> | 42.105        | 30.551        | 38.433        | 191.1  | 10:11:54.210 |
| 8         | <b>1:49.931</b> | 41.794        | 30.151        | <b>37.986</b> | 191.4  | 10:14:09.956 | 8     | 1:51.217        | 42.111        | 30.476        | 38.630        | 191.4  | 10:13:45.427 |
| 9         | 1:50.323        | 41.850        | 30.158        | 38.315        | 192.1  | 10:16:00.279 | 9     | 2:19.748        | 46.433        | 38.913        | 54.402        | 188.8  | 10:16:05.175 |
| 10        | 2:08.514        | 47.357        | 41.004        | 40.153        | 96.1   | 10:18:08.793 | 10    | 1:51.253        | 42.363        | 30.525        | <b>38.365</b> | 191.8  | 10:17:56.428 |
| 11        | 1:50.299        | 42.012        | 30.277        | 38.010        | 191.1  | 10:19:59.092 | 11    | 1:50.904        | 42.044        | <b>30.387</b> | 38.473        | 191.4  | 10:19:47.332 |
| 12        | 1:50.247        | 41.936        | 30.227        | 38.084        | 192.1  | 10:21:49.339 | 12    | 1:51.186        | 42.194        | 30.434        | 38.558        | 190.4  | 10:21:38.518 |
| 13        |                 | 47.705        | 35.709        |               | 186.8  |              | 13    | 1:59.856        | 49.799        | 31.579        | 38.478        | 160.7  | 10:23:38.374 |
| <b>30</b> | Esteban Muth    |               |               |               |        |              | 14    | 1:58.746        | <b>41.997</b> | 34.714        | 42.035        | 191.8  | 10:25:37.120 |
|           |                 |               |               |               |        |              | 15    |                 | 52.200        | 35.381        |               | 183.3  |              |

**30**

Esteban Muth

**87**

O'Neill Muth

Junior

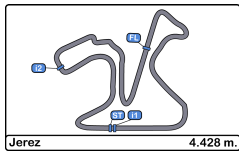
| Lap D | Time            | Sector 1      | Sector 2      | Sector 3      | T. Spd | Elapsed      | Lap D | Time            | Sector 1      | Sector 2      | Sector 3      | T. Spd | Elapsed      |
|-------|-----------------|---------------|---------------|---------------|--------|--------------|-------|-----------------|---------------|---------------|---------------|--------|--------------|
| 1     | 10:05:08.948 P  |               |               | 10:05:08.948  |        | 10:05:08.948 | 1     | 10:04:32.328 P  |               |               | 10:04:32.328  |        | 10:04:32.328 |
| 2     | 2:04.869        | 49.543        | 33.699        | 41.627        | 180.0  | 10:07:13.817 | 2     | 2:08.676        | 56.565        | 32.142        | 39.969        | 167.1  | 10:06:41.004 |
| 3     | 1:55.817        | 43.235        | 31.787        | 40.795        | 185.5  | 10:09:09.634 | 3     | 1:51.624        | 42.553        | 30.666        | 38.405        | 187.8  | 10:08:32.628 |
| 4     | 1:50.715        | 42.026        | 30.461        | 38.228        | 189.4  | 10:11:00.349 | 4     | 1:50.855        | 42.175        | 30.517        | 38.163        | 189.4  | 10:10:23.483 |
| 5     | 1:50.345        | 41.807        | 30.221        | 38.317        | 190.8  | 10:12:50.694 | 5     | <b>1:50.592</b> | <b>41.961</b> | 30.503        | <b>38.128</b> | 191.1  | 10:12:14.075 |
| 6     | 1:50.282        | 41.803        | 30.339        | <b>38.140</b> | 191.1  | 10:14:40.976 | 6     | 1:50.607        | 42.007        | <b>30.285</b> | 38.315        | 192.8  | 10:14:04.682 |
| 7     | 1:50.181        | 41.829        | 30.190        | 38.162        | 190.4  | 10:16:31.157 | 7     | 3:05.645 P      | 47.065        | 33.459        | 1:45.121      | 141.1  | 10:17:10.327 |
| 8     | 1:50.026        | 41.756        | 30.117        | 38.153        | 190.4  | 10:18:21.183 | 8     | 2:03.705        | 51.343        | 33.557        | 38.805        | 132.3  | 10:19:14.032 |
| 9     | 1:50.053        | <b>41.670</b> | <b>30.047</b> | 38.336        | 191.8  | 10:20:11.236 | 9     | 1:50.836        | 42.150        | 30.409        | 38.277        | 191.1  | 10:21:04.868 |
| 10    | <b>1:50.079</b> | 41.783        | 30.070        | 38.226        | 191.8  | 10:22:01.315 | 10    |                 | 45.272        | 34.257        |               | 183.6  |              |
| 11    | 2:12.015        | 48.775        | 40.134        | 43.106        | 161.9  | 10:24:13.330 |       |                 |               |               |               |        |              |
| 12    | 1:50.328        | 41.959        | 30.174        | 38.195        | 191.4  | 10:26:03.658 |       |                 |               |               |               |        |              |
| 13    |                 | 46.416        | 33.900        |               | 188.4  |              |       |                 |               |               |               |        |              |

**31**

Ulysse De Pauw

| Lap D | Time            | Sector 1      | Sector 2      | Sector 3      | T. Spd | Elapsed      |
|-------|-----------------|---------------|---------------|---------------|--------|--------------|
| 1     | 10:01:46.437 P  |               |               | 10:01:46.437  |        | 10:01:46.437 |
| 2     | 2:06.507        | 51.377        | 34.147        | 40.983        | 152.3  | 10:03:52.944 |
| 3     | 1:53.611        | 44.218        | 31.104        | 38.289        | 187.5  | 10:05:46.555 |
| 4     | 1:50.371        | 41.939        | 30.311        | 38.121        | 190.4  | 10:07:36.926 |
| 5     | 1:50.366        | 41.958        | 30.279        | 38.129        | 191.1  | 10:09:27.292 |
| 6     | <b>1:50.151</b> | <b>41.827</b> | <b>30.240</b> | <b>38.084</b> | 191.1  | 10:11:17.443 |
| 7     | 2:06.619        | 50.014        | 32.204        | 44.401        | 167.9  | 10:13:24.062 |
| 8     | 1:50.529        | 42.003        | 30.295        | 38.231        | 191.8  | 10:15:14.591 |
| 9     | 1:50.400        | 41.967        | 30.249        | 38.184        | 191.1  | 10:17:04.991 |
| 10    | 1:50.527        | 42.102        | 30.250        | 38.175        | 190.8  | 10:18:55.518 |
| 11    | 2:31.494        | 1:00.772      | 46.470        | 44.252        | 107.3  | 10:21:27.012 |
| 12    | 1:50.703        | 42.117        | 30.364        | 38.222        | 190.4  | 10:23:17.715 |
| 13    |                 | 47.644        | 33.558        |               | 181.8  |              |

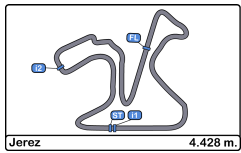




**Circuito de Jerez**  
**Championnat de France F4**  
**Qualifying**  
**Best Sectors Results**



| Sector - 1 |    |                     | Sector - 2 |    |                     | Sector - 3 |    |                     | Ideal Lap vs Best Lap |      |    |                     |           |          |      |
|------------|----|---------------------|------------|----|---------------------|------------|----|---------------------|-----------------------|------|----|---------------------|-----------|----------|------|
| Clas       | Nº | Driver              | Time       | Nº | Driver              | Time       | Nº | Driver              | Time                  | Clas | Nº | Driver              | Ideal Lap | Best Lap | Clas |
| 1          | 23 | Caio Collet         | 41.560     | 23 | Caio Collet         | 29.969     | 23 | Caio Collet         | 37.865                | 1    | 23 | Caio Collet         | 1:49.394  | 1:49.412 | 1    |
| 2          | 30 | Esteban Muth        | 41.670     | 30 | Esteban Muth        | 30.047     | 28 | Alessandro Ghiretti | 37.986                | 2    | 5  | Adam Eteki          | 1:49.855  | 1:49.928 | 2    |
| 3          | 5  | Adam Eteki          | 41.701     | 21 | Théo Pourchaire     | 30.072     | 10 | Reshad De Gerus     | 37.997                | 3    | 30 | Esteban Muth        | 1:49.857  | 1:50.079 | 7    |
| 4          | 7  | Arthur Leclerc      | 41.770     | 5  | Adam Eteki          | 30.102     | 5  | Adam Eteki          | 38.052                | 4    | 10 | Reshad De Gerus     | 1:49.900  | 1:50.070 | 6    |
| 5          | 10 | Reshad De Gerus     | 41.794     | 7  | Arthur Leclerc      | 30.102     | 7  | Arthur Leclerc      | 38.071                | 5    | 28 | Alessandro Ghiretti | 1:49.929  | 1:49.931 | 3    |
| 6          | 28 | Alessandro Ghiretti | 41.794     | 10 | Reshad De Gerus     | 30.109     | 16 | Sacha Lehmann       | 38.072                | 6    | 7  | Arthur Leclerc      | 1:49.943  | 1:50.024 | 5    |
| 7          | 11 | Pierre-Louis Chovet | 41.802     | 27 | Ugo De Wilde        | 30.127     | 31 | Ulysse De Pauw      | 38.084                | 7    | 21 | Théo Pourchaire     | 1:50.006  | 1:50.019 | 4    |
| 8          | 21 | Théo Pourchaire     | 41.803     | 28 | Alessandro Ghiretti | 30.149     | 87 | O'Neill Muth        | 38.128                | 8    | 31 | Ulysse De Pauw      | 1:50.151  | 1:50.151 | 8    |
| 9          | 31 | Ulysse De Pauw      | 41.827     | 31 | Ulysse De Pauw      | 30.240     | 21 | Théo Pourchaire     | 38.131                | 9    | 27 | Ugo De Wilde        | 1:50.171  | 1:50.250 | 9    |
| 10         | 27 | Ugo De Wilde        | 41.852     | 11 | Pierre-Louis Chovet | 30.269     | 11 | Pierre-Louis Chovet | 38.131                | 10   | 11 | Pierre-Louis Chovet | 1:50.202  | 1:50.288 | 10   |
| 11         | 22 | Théo Nouet          | 41.873     | 18 | Matéo Herrero       | 30.276     | 18 | Matéo Herrero       | 38.132                | 11   | 22 | Théo Nouet          | 1:50.371  | 1:50.388 | 11   |
| 12         | 16 | Sacha Lehmann       | 41.957     | 87 | O'Neill Muth        | 30.285     | 30 | Esteban Muth        | 38.140                | 12   | 87 | O'Neill Muth        | 1:50.374  | 1:50.592 | 13   |
| 13         | 87 | O'Neill Muth        | 41.961     | 4  | Baptiste Moulin     | 30.340     | 22 | Théo Nouet          | 38.144                | 13   | 16 | Sacha Lehmann       | 1:50.394  | 1:50.549 | 12   |
| 14         | 51 | Shihab Al Habsi     | 41.997     | 22 | Théo Nouet          | 30.354     | 4  | Baptiste Moulin     | 38.176                | 14   | 18 | Matéo Herrero       | 1:50.454  | 1:50.627 | 14   |
| 15         | 18 | Matéo Herrero       | 42.046     | 16 | Sacha Lehmann       | 30.365     | 27 | Ugo De Wilde        | 38.192                | 15   | 4  | Baptiste Moulin     | 1:50.641  | 1:50.846 | 15   |
| 16         | 4  | Baptiste Moulin     | 42.125     | 51 | Shihab Al Habsi     | 30.387     | 51 | Shihab Al Habsi     | 38.365                | 16   | 51 | Shihab Al Habsi     | 1:50.749  | 1:51.089 | 16   |
| 17         | 1  | Baptiste Berthelot  | 42.391     | 1  | Baptiste Berthelot  | 30.748     | 1  | Baptiste Berthelot  | 38.447                | 17   | 1  | Baptiste Berthelot  | 1:51.586  | 1:51.985 | 17   |

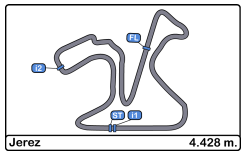


**Circuito de Jerez**  
**Championnat de France F4**  
**Qualifying**  
**Best 5 Lap Times**



| Cls | N° | Driver              | Nat | Team | Class  | Best 1   |     | Best 2   |     | Best 3   |     | Best 4   |     | Best 5   |     |
|-----|----|---------------------|-----|------|--------|----------|-----|----------|-----|----------|-----|----------|-----|----------|-----|
|     |    |                     |     |      |        | Time     | Lap | Time     | Lap | Time     | Lap | Time     | Lap | Time     | Lap |
| 1   | 23 | Caio Collet         | BRA |      |        | 1:49.412 | 8   | 1:49.641 | 6   | 1:49.907 | 5   | 1:50.304 | 4   | 1:53.149 | 3   |
| 2   | 5  | Adam Eteki          | FRA |      |        | 1:49.928 | 12  | 1:49.987 | 9   | 1:50.104 | 8   | 1:50.252 | 6   | 1:50.264 | 7   |
| 3   | 28 | Alessandro Ghiretti | FRA |      |        | 1:49.931 | 8   | 1:50.154 | 6   | 1:50.247 | 12  | 1:50.302 | 5   | 1:50.323 | 9   |
| 4   | 21 | Théo Pourchaire     | FRA |      | Junior | 1:50.019 | 11  | 1:50.231 | 7   | 1:50.295 | 12  | 1:50.350 | 6   | 1:50.553 | 8   |
| 5   | 7  | Arthur Leclerc      | MCO |      |        | 1:50.024 | 8   | 1:50.039 | 6   | 1:50.095 | 9   | 1:50.196 | 12  | 1:50.346 | 7   |
| 6   | 10 | Reshad De Gerus     | FRA |      | Junior | 1:50.070 | 5   | 1:50.144 | 11  | 1:50.286 | 6   | 1:50.318 | 8   | 1:50.356 | 7   |
| 7   | 30 | Esteban Muth        | DEU |      |        | 1:50.079 | 10  | 1:50.181 | 7   | 1:50.345 | 5   | 1:50.715 | 4   | 1:55.817 | 3   |
| 8   | 31 | Ulysse De Pauw      | BEL |      |        | 1:50.151 | 6   | 1:50.366 | 5   | 1:50.371 | 4   | 1:50.400 | 9   | 1:50.527 | 10  |
| 9   | 27 | Ugo De Wilde        | BEL |      |        | 1:50.250 | 14  | 1:50.326 | 11  | 1:50.395 | 6   | 1:50.414 | 10  | 1:50.426 | 8   |
| 10  | 11 | Pierre-Louis Chovet | FRA |      |        | 1:50.288 | 6   | 1:50.315 | 7   | 1:50.366 | 12  | 1:50.412 | 8   | 1:50.424 | 5   |
| 11  | 22 | Théo Nouet          | FRA |      |        | 1:50.388 | 10  | 1:50.555 | 11  | 1:50.727 | 8   | 1:50.756 | 9   | 1:50.782 | 6   |
| 12  | 16 | Sacha Lehmann       | FRA |      |        | 1:50.549 | 6   | 1:50.743 | 5   | 1:50.873 | 12  | 1:51.020 | 10  | 1:52.453 | 4   |
| 13  | 87 | O'Neill Muth        | DEU |      | Junior | 1:50.592 | 5   | 1:50.836 | 9   | 1:50.855 | 4   | 1:51.624 | 3   | 2:03.705 | 8   |
| 14  | 18 | Matéo Herrero       | FRA |      |        | 1:50.627 | 10  | 1:50.922 | 7   | 1:50.947 | 12  | 1:50.991 | 6   | 1:51.021 | 8   |
| 15  | 4  | Baptiste Moulin     | BEL |      |        | 1:50.846 | 7   | 1:50.991 | 14  | 1:51.042 | 12  | 1:51.068 | 8   | 1:51.122 | 11  |
| 16  | 51 | Shihab Al Habsi     | OMN |      | Junior | 1:51.089 | 7   | 1:51.186 | 12  | 1:51.253 | 10  | 1:51.961 | 5   | 1:54.982 | 3   |
| 17  | 1  | Baptiste Berthelot  | FRA |      |        | 1:51.985 | 13  | 1:51.993 | 5   | 1:52.102 | 11  | 1:52.118 | 8   | 1:52.143 | 4   |

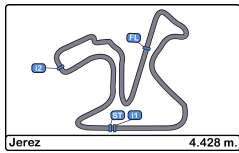




**Circuito de Jerez**  
**Championnat de France F4**  
**Qualifying**  
**Best 5 Top Speeds**



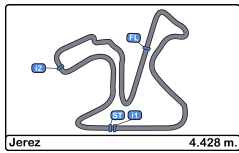
| Cls | N° | Driver              | Nat | Team | Class  | Top 1 |     | Top 2 |     | Top 3 |     | Top 4 |     | Top 5 |     | Avg   |
|-----|----|---------------------|-----|------|--------|-------|-----|-------|-----|-------|-----|-------|-----|-------|-----|-------|
|     |    |                     |     |      |        | Km/h  | Lap | Km/h  | Lap | Km/h  | Lap | Km/h  | Lap | Km/h  | Lap |       |
| 1   | 27 | Ugo De Wilde        | BEL |      |        | 194.2 | 12  | 192.8 | 11  | 192.5 | 10  | 192.5 | 13  | 192.1 | 7   | 192.8 |
| 2   | 87 | O'Neill Muth        | DEU |      | Junior | 192.8 | 6   | 191.1 | 5   | 191.1 | 9   | 189.4 | 4   | 187.8 | 3   | 190.4 |
| 3   | 4  | Baptiste Moulin     | BEL |      |        | 192.5 | 11  | 192.5 | 12  | 192.1 | 8   | 191.8 | 6   | 191.8 | 14  | 192.1 |
| 4   | 5  | Adam Eteki          | FRA |      |        | 192.5 | 12  | 192.1 | 6   | 192.1 | 13  | 191.8 | 8   | 191.8 | 9   | 192.1 |
| 5   | 7  | Arthur Leclerc      | MCO |      |        | 192.5 | 8   | 192.1 | 7   | 191.8 | 6   | 191.8 | 9   | 191.8 | 11  | 192.0 |
| 6   | 10 | Reshad De Gerus     | FRA |      | Junior | 192.5 | 11  | 192.1 | 12  | 191.8 | 10  | 191.4 | 5   | 191.4 | 7   | 191.8 |
| 7   | 28 | Alessandro Ghiretti | FRA |      |        | 192.5 | 7   | 192.1 | 9   | 192.1 | 12  | 191.8 | 6   | 191.4 | 8   | 192.0 |
| 8   | 11 | Pierre-Louis Chovet | FRA |      |        | 192.1 | 5   | 192.1 | 6   | 191.8 | 10  | 191.4 | 4   | 191.4 | 8   | 191.8 |
| 9   | 22 | Théo Nouet          | FRA |      |        | 192.1 | 9   | 192.1 | 11  | 191.8 | 8   | 191.4 | 6   | 191.4 | 10  | 191.8 |
| 10  | 23 | Caio Collet         | BRA |      |        | 192.1 | 7   | 192.1 | 8   | 191.4 | 6   | 191.1 | 5   | 190.8 | 4   | 191.5 |
| 11  | 16 | Sacha Lehmann       | FRA |      |        | 191.8 | 13  | 191.4 | 6   | 191.1 | 12  | 190.8 | 5   | 189.8 | 8   | 191.0 |
| 12  | 18 | Matéo Herrero       | FRA |      |        | 191.8 | 10  | 191.8 | 12  | 191.1 | 9   | 191.1 | 11  | 190.4 | 6   | 191.2 |
| 13  | 21 | Théo Pourchaire     | FRA |      | Junior | 191.8 | 10  | 191.8 | 11  | 191.4 | 9   | 191.1 | 7   | 191.1 | 12  | 191.4 |
| 14  | 30 | Esteban Muth        | DEU |      |        | 191.8 | 9   | 191.8 | 10  | 191.4 | 12  | 191.1 | 6   | 190.8 | 5   | 191.4 |
| 15  | 31 | Ulysse De Pauw      | BEL |      |        | 191.8 | 8   | 191.1 | 5   | 191.1 | 6   | 191.1 | 9   | 190.8 | 10  | 191.2 |
| 16  | 51 | Shihab Al Habsi     | OMN |      | Junior | 191.8 | 10  | 191.8 | 14  | 191.4 | 4   | 191.4 | 5   | 191.4 | 8   | 191.6 |
| 17  | 1  | Baptiste Berthelot  | FRA |      |        | 191.4 | 14  | 191.1 | 6   | 190.8 | 4   | 190.8 | 5   | 190.8 | 8   | 191.0 |



Circuito de Jerez  
Championnat de France F4  
Qualifying  
Fastest Laps Sequence



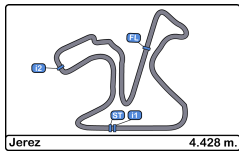
| Lap | Time of Day  | Session Time | N° | Driver             | Nat | Team | Class | Time     | Km/h  |
|-----|--------------|--------------|----|--------------------|-----|------|-------|----------|-------|
| 2   | 10:02:12.352 | 2:12.352     | 23 | Caio Collet        | BRA |      |       | 2:05.486 | 127.0 |
| 2   | 10:02:12.759 | 2:12.759     | 7  | Arthur Leclerc     | MCO |      |       | 2:04.916 | 127.6 |
| 2   | 10:02:43.799 | 2:43.799     | 1  | Baptiste Berthelot | FRA |      |       | 2:04.168 | 128.3 |
| 3   | 10:04:05.501 | 4:05.501     | 23 | Caio Collet        | BRA |      |       | 1:53.149 | 140.8 |
| 3   | 10:04:09.417 | 4:09.417     | 5  | Adam Eteki         | FRA |      |       | 1:52.310 | 141.9 |
| 4   | 10:05:55.805 | 5:55.805     | 23 | Caio Collet        | BRA |      |       | 1:50.304 | 144.5 |
| 5   | 10:07:45.712 | 7:45.712     | 23 | Caio Collet        | BRA |      |       | 1:49.907 | 145.0 |
| 6   | 10:09:35.353 | 9:35.353     | 23 | Caio Collet        | BRA |      |       | 1:49.641 | 145.3 |
| 8   | 10:13:14.496 | 13:14.496    | 23 | Caio Collet        | BRA |      |       | 1:49.412 | 145.6 |



**Circuito de Jerez**  
**Championnat de France F4**  
**Qualifying**  
**Event Best Maximum Speed**



| N° | Driver              | Nat | Team | Class  | Km/h  | Session          |
|----|---------------------|-----|------|--------|-------|------------------|
| 27 | Ugo De Wilde        | BEL |      |        | 194.2 | Qualifying       |
| 30 | Esteban Muth        | DEU |      |        | 192.8 | Private Test - 1 |
| 87 | O'Neill Muth        | DEU |      | Junior | 192.8 | Qualifying       |
| 28 | Alessandro Ghiretti | FRA |      |        | 192.5 | Qualifying       |
| 7  | Arthur Leclerc      | MCO |      |        | 192.5 | Qualifying       |
| 10 | Reshad De Gerus     | FRA |      | Junior | 192.5 | Qualifying       |
| 4  | Baptiste Moulin     | BEL |      |        | 192.5 | Qualifying       |
| 5  | Adam Eteki          | FRA |      |        | 192.5 | Qualifying       |
| 22 | Théo Nouet          | FRA |      |        | 192.1 | Private Test - 1 |
| 31 | Ulysse De Pauw      | BEL |      |        | 192.1 | Private Test - 1 |
| 16 | Sacha Lehmann       | FRA |      |        | 192.1 | Private Test - 1 |
| 11 | Pierre-Louis Chovet | FRA |      |        | 192.1 | Qualifying       |
| 23 | Caio Collet         | BRA |      |        | 192.1 | Qualifying       |
| 18 | Matéo Herrero       | FRA |      |        | 191.8 | Qualifying       |
| 51 | Shihab Al Habsi     | OMN |      | Junior | 191.8 | Qualifying       |
| 21 | Théo Pourchaire     | FRA |      | Junior | 191.8 | Qualifying       |
| 1  | Baptiste Berthelot  | FRA |      |        | 191.4 | Qualifying       |



Circuito de Jerez  
Championnat de France F4  
Qualifying  
Pit Stop Analysis



18

Matéo Herrero

FRA

| Nr. | In Day Time  | In Time      | Out Time     | Pit Time | T. Pit Time | Handicap | Penalty |
|-----|--------------|--------------|--------------|----------|-------------|----------|---------|
| 1   | 10:23:05.691 | 10:23:05.691 | 10:23:48.344 | 42.653   | 42.653      |          |         |

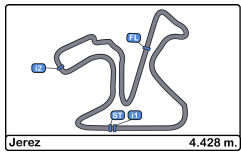
87

O'Neill Muth

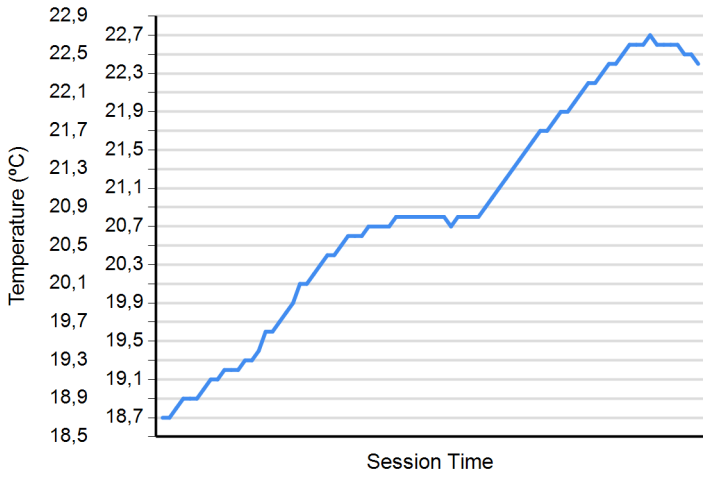
Junior

DEU

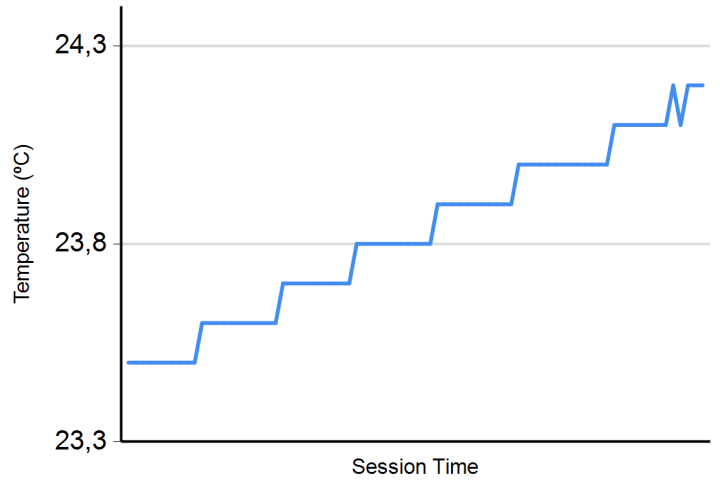
| Nr. | In Day Time  | In Time      | Out Time     | Pit Time | T. Pit Time | Handicap | Penalty |
|-----|--------------|--------------|--------------|----------|-------------|----------|---------|
| 1   | 10:15:59.779 | 10:15:59.779 | 10:17:10.327 | 1:10.548 | 1:10.548    |          |         |



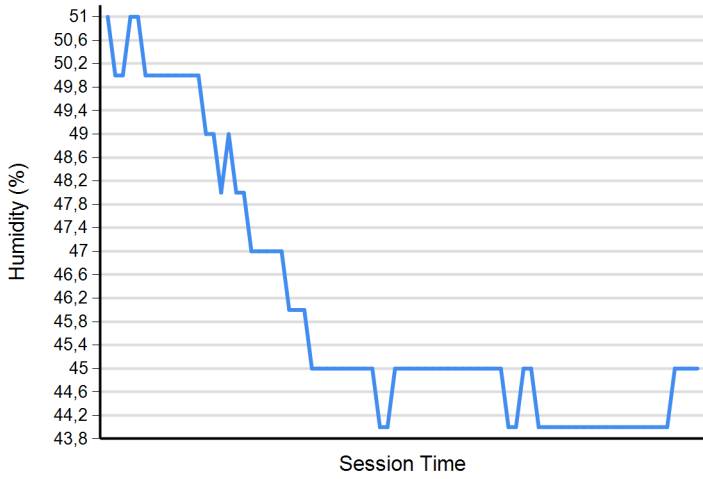
**Air Temperature**



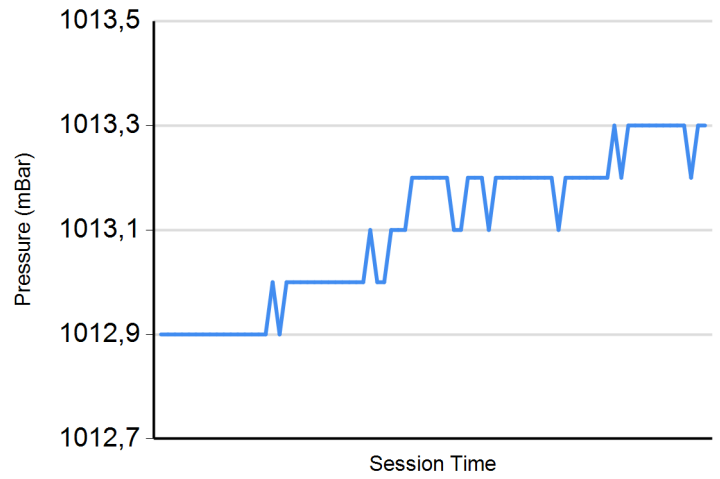
**Track Temperature**



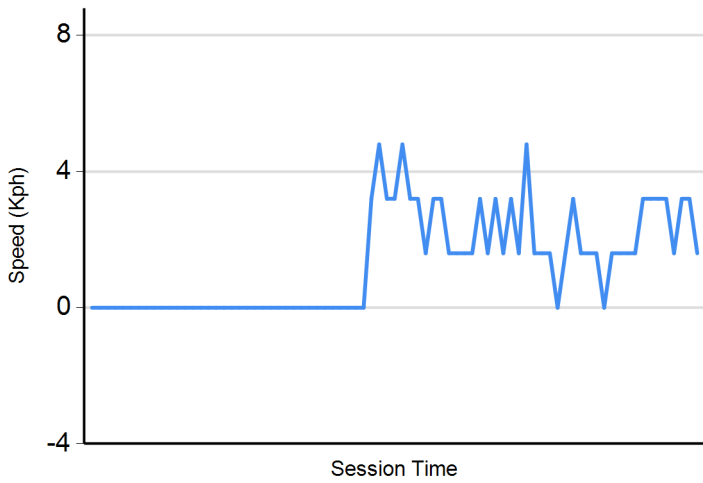
**Humidity**



**Pressure**



**Wind Speed**



**Wind direction**

North = 0°/360° Est = 90° South = 180° West = 270°

