

Circuito de Jerez
Championnat de France F4
Private Test - 3
Provisional Results



Cls	N°	Driver	Nat	Team	Class	Cls	Laps	Best	Time	Gap	Interval	Km/h
1	23	Caio Collet	BRA				15	6	1:52.105			142.1
2	11	Pierre-Louis Chovet	FRA				16	6	1:52.379	0.274	0.274	141.8
3	21	Théo Pourchaire	FRA		Junior	1	15	4	1:52.404	0.299	0.025	141.8
4	31	Ulysse De Pauw	BEL				15	6	1:52.611	0.506	0.207	141.5
5	27	Ugo De Wilde	BEL				15	7	1:52.882	0.777	0.271	141.2
6	5	Adam Eteki	FRA				16	4	1:52.890	0.785	0.008	141.2
7	87	O'Neill Muth	DEU		Junior	2	14	4	1:53.085	0.980	0.195	140.9
8	30	Esteban Muth	DEU				15	4	1:53.268	1.163	0.183	140.7
9	18	Matéo Herrero	FRA				16	10	1:53.385	1.280	0.117	140.5
10	10	Reshad De Gerus	FRA		Junior	3	13	6	1:53.477	1.372	0.092	140.4
11	51	Shihab Al Habsi	OMN		Junior	4	15	6	1:53.499	1.394	0.022	140.4
12	16	Sacha Lehmann	FRA				14	6	1:53.558	1.453	0.059	140.3
13	4	Baptiste Moulin	BEL				19	8	1:53.678	1.573	0.120	140.2
14	22	Théo Nouet	FRA				14	3	1:53.712	1.607	0.034	140.1
15	28	Alessandro Ghiretti	FRA				14	4	1:53.905	1.800	0.193	139.9

Published at:.....

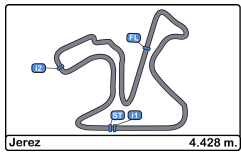
Track Temp: **40.5 °C** Air Temp: **30.8 °C** Humidity: **30 %** Track Status: **DRY**

Stewards:

Race Director:

Timekeeper:





Circuito de Jerez
Championnat de France F4
Private Test - 3
Lap Analysis



4

Baptiste Moulin

10

Reshad De Gerus

Junior

Lap	D	Time	Sector 1	Sector 2	Sector 3	T. Spd	Elapsed
1		14:40:48.884 P			14:40:48.884		14:40:48.884
2		2:04.881	51.933	32.698	40.250	182.4	14:42:53.765
3		1:55.384	43.722	31.951	39.711	186.2	14:44:49.149
4		1:54.831	43.365	31.877	39.589	187.5	14:46:43.980
5		1:54.156	43.321	31.357	39.478	188.1	14:48:38.136
6		1:53.843	43.308	31.284	39.251	187.8	14:50:31.979
7		1:53.895	43.229	31.391	39.275	188.8	14:52:25.874
8		1:53.678	43.283	31.251	39.144	189.1	14:54:19.552
9		1:54.099	43.357	31.385	39.357	188.1	14:56:13.651
10		6:27.228 P	43.342	31.510	5:12.376	188.4	15:02:40.879
11		2:03.873	52.407	31.622	39.844	187.1	15:04:44.752
12		1:54.468	43.352	31.534	39.582	189.8	15:06:39.220
13		1:55.809	44.270	31.688	39.851	186.8	15:08:35.029
14		1:54.655	43.551	31.575	39.529	188.8	15:10:29.684
15		1:55.660	43.455	32.356	39.849	189.4	15:12:25.344
16		1:54.596	43.483	31.468	39.645	189.4	15:14:19.940
17		2:09.715	47.814	39.944	41.957	122.5	15:16:29.655
18		1:55.187	43.604	31.710	39.873	187.5	15:18:24.842
19		1:54.881	43.669	31.651	39.561	187.5	15:20:19.723
20			50.118	37.596		134.6	

5

Adam Eteki

Lap	D	Time	Sector 1	Sector 2	Sector 3	T. Spd	Elapsed
1		14:50:05.125 P			14:50:05.125		14:50:05.125
2		2:13.614 P	46.808	31.516	55.290	184.6	14:52:18.739
3		2:09.835	59.695	31.048	39.092	187.8	14:54:28.574
4		1:52.890	42.913	30.957	39.020	189.4	14:56:21.464
5		2:24.830	58.860	39.187	46.783	126.9	14:58:46.294
6		1:53.258	43.007	31.079	39.172	189.4	15:00:39.552
7		1:53.303	42.973	31.037	39.293	190.4	15:02:32.855
8		1:53.196	42.946	30.989	39.261	189.1	15:04:26.051
9		1:53.046	42.939	30.935	39.172	188.8	15:06:19.097
10		1:53.486	43.007	31.281	39.198	190.1	15:08:12.583
11		2:15.752	52.072	37.848	45.832	145.9	15:10:28.335
12		1:54.363	43.292	31.565	39.506	188.8	15:12:22.698
13		1:53.970	43.461	31.251	39.258	186.5	15:14:16.668
14		1:53.926	43.242	31.374	39.310	187.5	15:16:10.594
15		2:38.037 P	43.437	31.435	1:23.165	188.1	15:18:48.631
16		2:10.415	59.755	31.273	39.387	187.8	15:20:59.046
17			45.308	31.802		186.2	

Lap	D	Time	Sector 1	Sector 2	Sector 3	T. Spd	Elapsed
1		14:50:40.565 P			14:50:40.565		14:50:40.565
2		2:01.925	48.135	32.181	41.609	173.9	14:52:42.490
3		1:53.835	43.433	31.389	39.013	187.8	14:54:36.325
4		1:54.656	43.227	31.153	40.276	188.4	14:56:30.981
5		1:53.582	43.176	31.279	39.127	188.1	14:58:24.563
6		1:53.477	43.076	31.177	39.224	188.8	15:00:18.040
7		1:53.520	43.146	31.075	39.299	187.8	15:02:11.560
8		1:53.760	43.233	31.058	39.469	187.5	15:04:05.320
9		2:05.557	50.621	34.920	40.016	177.9	15:06:10.877
10		1:53.855	43.159	31.229	39.467	188.1	15:08:04.732
11		1:53.630	43.206	31.165	39.259	188.1	15:09:58.362
12		1:53.719	43.382	31.210	39.127	187.8	15:11:52.081
13		1:54.176	43.402	31.315	39.459	187.1	15:13:46.257
14			45.809	32.721		185.2	

11

Pierre-Louis Chovet

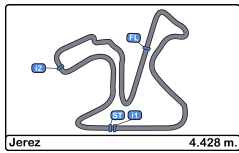
Lap	D	Time	Sector 1	Sector 2	Sector 3	T. Spd	Elapsed
1		14:50:38.356 P			14:50:38.356		14:50:38.356
2		2:13.633	47.719	32.264	53.650	184.6	14:52:51.989
3		1:53.146	43.029	30.853	39.264	188.8	14:54:45.135
4		1:52.541	42.759	30.826	38.956	188.8	14:56:37.676
5		1:59.944	42.675	37.136	40.133	188.4	14:58:37.620
6		1:52.379	42.613	30.732	39.034	189.4	15:00:29.999
7		1:52.623	42.746	30.781	39.096	188.1	15:02:22.622
8		1:53.287	43.057	31.071	39.159	185.8	15:04:15.909
9		1:52.734	42.791	30.870	39.073	189.4	15:06:08.643
10		2:27.522 P	42.981	30.967	1:13.574	188.4	15:08:36.165
11		2:12.493	1:00.820	31.580	40.093	185.8	15:10:48.658
12		1:53.059	43.024	30.965	39.070	188.8	15:12:41.717
13		1:53.141	42.956	31.036	39.149	189.1	15:14:34.858
14		1:53.243	42.824	31.105	39.314	188.8	15:16:28.101
15		1:53.058	42.937	31.022	39.099	188.1	15:18:21.159
16		1:53.441	43.177	31.045	39.219	188.4	15:20:14.600
17			47.750	33.957		185.2	

16

Sacha Lehmann

Lap	D	Time	Sector 1	Sector 2	Sector 3	T. Spd	Elapsed
1		14:50:25.515 P			14:50:25.515		14:50:25.515
2		2:09.376	53.475	33.404	42.497	181.8	14:52:34.891
3		1:57.685	44.147	33.484	40.054	180.6	14:54:32.576
4		2:03.095	46.308	35.355	41.432	156.7	14:56:35.671
5		1:57.430	43.303	32.369	41.758	186.8	14:58:33.101
6		1:53.558	43.109	31.214	39.235	188.1	15:00:26.659
7		2:14.791	45.762	39.425	49.604	158.8	15:02:41.450
8		5:42.842 P	45.483	33.341	4:24.018	165.3	15:08:24.292
9		2:11.067	53.302	35.573	42.192	151.6	15:10:35.359
10		1:54.278	43.262	31.583	39.433	187.1	15:12:29.637
11		1:54.222	43.260	31.290	39.672	187.5	15:14:23.859
12		1:54.522	43.568	31.454	39.500	185.5	15:16:18.381
13		1:58.264	43.197	34.735	40.332	188.1	15:18:16.645
14		1:54.189	43.219	31.434	39.536	186.8	15:20:10.834
15			52.217	39.424		164.1	





Circuito de Jerez
Championnat de France F4
Private Test - 3
Lap Analysis



18

Matéo Herrero

23

Caio Collet

Lap D	Time	Sector 1	Sector 2	Sector 3	T. Spd	Elapsed	Lap D	Time	Sector 1	Sector 2	Sector 3	T. Spd	Elapsed	
1	14:50:29.838	P		14:50:29.838		14:50:29.838	1	14:50:19.373	P		14:50:19.373		14:50:19.373	
2	2:09.099	52.079	34.876	42.144	164.1	14:52:38.937	2	2:15.555	P	48.287	31.582	55.686	182.1	14:52:34.928
3	2:08.870	51.238	33.751	43.881	172.8	14:54:47.807	3	2:43.714	1:20.609	43.847	39.258	166.4	14:55:18.642	
4	1:58.915	44.798	34.736	39.381	110.3	14:56:46.722	4	1:52.192	42.731	30.680	38.781	188.4	14:57:10.834	
5	1:57.096	44.822	32.164	40.110	188.4	14:58:43.818	5	1:52.278	42.823	30.571	38.884	188.4	14:59:03.112	
6	1:53.443	43.101	31.076	39.266	188.4	15:00:37.261	6	1:52.105	42.633	30.637	38.835	189.4	15:00:55.217	
7	1:53.543	43.048	31.028	39.467	188.8	15:02:30.804	7	1:52.214	42.718	30.808	38.688	189.1	15:02:47.431	
8	1:53.609	43.191	31.015	39.403	188.1	15:04:24.413	8	1:52.497	42.746	30.791	38.960	190.1	15:04:39.928	
9	1:53.820	43.223	31.103	39.494	188.4	15:06:18.233	9	1:52.249	42.710	30.715	38.824	189.8	15:06:32.177	
10	1:53.385	43.135	30.963	39.287	188.4	15:08:11.618	10	4:35.601	P	59.154	35.057	3:01.390	160.2	15:11:07.778
11	1:58.627	43.308	32.030	43.289	187.8	15:10:10.245	11	2:14.043	1:01.300	33.387	39.356	182.4	15:13:21.821	
12	2:13.389	54.300	37.927	41.162	141.5	15:12:23.634	12	1:52.473	42.705	30.839	38.929	187.8	15:15:14.294	
13	1:54.103	43.383	31.087	39.633	189.1	15:14:17.737	13	1:52.278	42.654	30.841	38.783	188.4	15:17:06.572	
14	1:54.013	43.467	31.172	39.374	188.4	15:16:11.750	14	1:52.445	42.784	30.775	38.886	188.1	15:18:59.017	
15	1:55.648	44.970	31.170	39.508	187.5	15:18:07.398	15	1:52.566	42.686	30.884	38.996	188.4	15:20:51.583	
16	1:54.559	43.340	31.626	39.593	190.8	15:20:01.957	16		45.254	36.755		140.4		
17		47.650	36.814		150.2									

21

Théo Pourchaire

Junior

27

Ugo De Wilde

Lap D	Time	Sector 1	Sector 2	Sector 3	T. Spd	Elapsed	Lap D	Time	Sector 1	Sector 2	Sector 3	T. Spd	Elapsed	
1	14:50:35.772	P		14:50:35.772		14:50:35.772	1	14:50:51.890	P		14:50:51.890		14:50:51.890	
2	1:57.803	46.869	31.555	39.379	184.3	14:52:33.575	2	2:12.803	55.757	35.426	41.620	150.2	14:53:04.693	
3	1:53.087	43.112	30.995	38.980	187.8	14:54:26.662	3	2:01.543	48.415	33.662	39.466	162.4	14:55:06.236	
4	1:52.404	42.697	30.805	38.902	188.8	14:56:19.066	4	1:53.018	43.071	30.922	39.025	188.4	14:56:59.254	
5	1:52.614	42.797	30.771	39.046	189.4	14:58:11.680	5	1:52.935	42.860	30.875	39.200	189.1	14:58:52.189	
6	1:52.496	42.813	30.784	38.899	189.1	15:00:04.176	6	1:59.496	42.882	36.110	40.504	190.8	15:00:51.685	
7	1:52.639	42.809	30.855	38.975	189.1	15:01:56.815	7	1:52.882	42.912	30.905	39.065	189.1	15:02:44.567	
8	4:22.248	P	42.914	30.933	3:08.401	189.1	15:06:19.063	8	1:52.907	42.966	30.841	39.100	189.4	15:04:37.474
9	2:10.140	53.657	36.215	40.268	153.8	15:08:29.203	9	1:53.060	42.897	30.953	39.210	189.4	15:06:30.534	
10	1:53.368	43.114	31.127	39.127	187.8	15:10:22.571	10	2:50.418	1:07.298	55.877	47.243	123.5	15:09:20.952	
11	1:53.054	43.009	30.867	39.178	189.1	15:12:15.625	11	1:53.581	43.120	31.089	39.372	189.8	15:11:14.533	
12	1:53.125	42.890	30.900	39.335	188.4	15:14:08.750	12	4:35.038	P	47.402	31.215	3:16.421	183.0	15:15:49.571
13	1:52.816	42.869	30.990	38.957	188.8	15:16:01.566	13	2:07.034	56.440	31.051	39.543	188.1	15:17:56.605	
14	2:12.705	43.106	41.153	48.446	186.2	15:18:14.271	14	1:53.658	43.190	31.256	39.212	187.1	15:19:50.263	
15	1:53.391	43.209	31.016	39.166	187.8	15:20:07.662	15	1:53.139	43.014	30.874	39.251	189.4	15:21:43.402	
16		44.048	31.917		187.1		16		49.100	32.998		176.1		

22

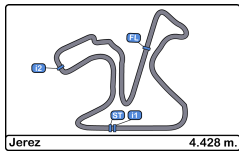
Théo Nouet

28

Alessandro Ghiretti

Lap D	Time	Sector 1	Sector 2	Sector 3	T. Spd	Elapsed	Lap D	Time	Sector 1	Sector 2	Sector 3	T. Spd	Elapsed	
1	14:50:56.091	P		14:50:56.091		14:50:56.091	1	14:50:42.276	P		14:50:42.276		14:50:42.276	
2	2:00.690	48.688	32.046	39.956	183.6	14:52:56.781	2	1:59.024	47.057	32.045	39.922	185.2	14:52:41.300	
3	1:53.712	43.305	31.193	39.214	188.1	14:54:50.493	3	1:53.983	43.457	31.262	39.264	188.1	14:54:35.283	
4	1:54.952	43.103	32.574	39.275	188.4	14:56:45.445	4	1:53.905	43.233	31.373	39.299	187.8	14:56:29.188	
5	1:58.798	44.072	35.399	39.275	148.7	14:58:44.243	5	2:22.109	44.157	41.987	55.965	125.2	14:58:51.297	
6	1:54.448	43.000	32.193	39.255	189.8	15:00:38.691	6	1:54.019	43.268	31.287	39.464	188.4	15:00:45.316	
7	1:54.589	43.085	31.235	40.269	189.4	15:02:33.280	7	1:54.357	43.391	31.405	39.561	188.4	15:02:39.673	
8	1:53.921	43.101	31.265	39.555	189.8	15:04:27.201	8	1:55.353	43.321	31.485	40.547	188.1	15:04:35.026	
9	1:54.078	43.178	31.431	39.469	189.1	15:06:21.279	9	6:14.101	P	47.557	32.513	4:54.031	148.1	15:10:49.127
10	2:11.258	43.228	47.136	40.894	189.4	15:08:32.537	10	1:58.269	46.652	31.703	39.914	186.8	15:12:47.396	
11	1:54.232	43.528	31.292	39.412	188.8	15:10:26.769	11	1:55.062	43.656	31.646	39.760	186.8	15:14:42.458	
12	5:42.028	P	43.262	33.498	4:25.268	188.8	15:16:08.797	12	1:55.165	43.594	31.440	40.131	187.1	15:16:37.623
13	1:58.129	46.678	31.536	39.915	187.1	15:18:06.926	13	1:56.018	43.806	31.650	40.562	186.8	15:18:33.641	
14	1:55.600	43.598	32.277	39.725	186.2	15:20:02.526	14	1:56.145	44.257	31.769	40.119	183.6	15:20:29.786	
15		43.636	31.451		187.5		15		43.950	32.625		187.8		





Circuito de Jerez
Championnat de France F4
Private Test - 3
Lap Analysis



30

Esteban Muth

87

O'Neill Muth

Junior

Lap D	Time	Sector 1	Sector 2	Sector 3	T. Spd	Elapsed	Lap D	Time	Sector 1	Sector 2	Sector 3	T. Spd	Elapsed
1	14:50:55.360 P			14:50:55.360		14:50:55.360	1	14:51:09.142 P			14:51:09.142		14:51:09.142
2	2:19.425	1:03.053	36.139	40.233	151.4	14:53:14.785	2	1:59.668	48.181	31.850	39.637	181.5	14:53:08.810
3	1:54.104	43.304	31.353	39.447	188.1	14:55:08.889	3	1:54.455	44.025	31.338	39.092	186.8	14:55:03.265
4	1:53.268	43.064	31.022	39.182	187.1	14:57:02.157	4	1:53.085	42.823	31.092	39.170	188.4	14:56:56.350
5	1:53.356	43.015	31.185	39.156	189.4	14:58:55.513	5	1:53.258	42.950	31.143	39.165	187.5	14:58:49.608
6	1:53.291	42.970	31.030	39.291	189.1	15:00:48.804	6	1:53.142	42.868	30.978	39.296	187.8	15:00:42.750
7	1:57.256	43.107	32.717	41.432	188.8	15:02:46.060	7	2:05.707	51.896	34.650	39.161	139.7	15:02:48.457
8	1:57.373	44.352	31.799	41.222	172.2	15:04:43.433	8	1:53.933	43.530	31.256	39.147	188.4	15:04:42.390
9	4:25.262 P	44.206	31.412	3:09.644	187.5	15:09:08.695	9	3:59.743 P	42.910	31.237	2:45.596	188.4	15:08:42.133
10	2:00.803	46.584	34.508	39.711	186.2	15:11:09.498	10	1:57.138	46.619	31.280	39.239	187.5	15:10:39.271
11	1:54.502	43.584	31.335	39.583	188.8	15:13:04.000	11	1:53.690	43.212	31.053	39.425	186.8	15:12:32.961
12	1:54.100	43.272	31.318	39.510	188.1	15:14:58.100	12	1:53.564	43.014	31.101	39.449	187.8	15:14:26.525
13	1:57.523	43.230	31.360	42.933	188.4	15:16:55.623	13	2:12.532	50.656	38.386	43.490	138.4	15:16:39.057
14	1:54.352	43.344	31.270	39.738	188.4	15:18:49.975	14	1:54.087	43.223	31.422	39.442	187.1	15:18:33.144
15	1:54.607	43.409	31.450	39.748	188.1	15:20:44.582	15		43.191	31.200		187.1	
16		43.895	31.883		188.4								

31

Ulysse De Pauw

Lap D	Time	Sector 1	Sector 2	Sector 3	T. Spd	Elapsed
1	14:50:57.696 P			14:50:57.696		14:50:57.696
2	2:00.440	49.044	31.800	39.596	179.1	14:52:58.136
3	1:53.620	43.337	31.034	39.249	188.1	14:54:51.756
4	1:52.968	42.804	31.137	39.027	189.4	14:56:44.724
5	2:02.738	46.070	31.966	44.702	188.4	14:58:47.462
6	1:52.611	42.807	30.892	38.912	188.8	15:00:40.073
7	1:55.061	42.930	31.205	40.926	190.4	15:02:35.134
8	1:53.559	42.942	31.314	39.303	189.4	15:04:28.693
9	1:52.953	42.790	31.068	39.095	190.1	15:06:21.646
10	1:54.442	43.181	31.534	39.727	190.4	15:08:16.088
11	1:53.346	43.055	31.099	39.192	187.5	15:10:09.434
12	2:26.806	58.443	41.438	46.925	134.6	15:12:36.240
13	1:55.263	43.328	31.203	40.732	188.8	15:14:31.503
14	1:53.610	43.172	31.148	39.290	187.8	15:16:25.113
15	1:53.461	43.066	31.092	39.303	188.8	15:18:18.574
16		43.055	31.110		188.8	

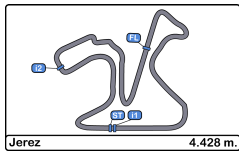
51

Shihab Al Habsi

Junior

Lap D	Time	Sector 1	Sector 2	Sector 3	T. Spd	Elapsed
1	14:50:43.574 P			14:50:43.574		14:50:43.574
2	2:00.144	47.257	32.630	40.257	180.0	14:52:43.718
3	1:55.354	44.359	31.577	39.418	186.5	14:54:39.072
4	1:53.780	43.120	31.470	39.190	188.8	14:56:32.852
5	1:53.780	43.305	31.235	39.240	189.8	14:58:26.632
6	1:53.499	43.181	31.130	39.188	189.8	15:00:20.131
7	1:53.568	43.276	31.149	39.143	188.4	15:02:13.699
8	1:53.513	43.055	31.158	39.300	189.1	15:04:07.212
9	1:53.965	43.253	31.363	39.349	188.4	15:06:01.177
10	2:06.511	51.315	31.460	43.736	189.4	15:08:07.688
11	2:16.358	57.687	38.451	40.220	141.7	15:10:24.046
12	1:54.351	43.545	31.458	39.348	188.1	15:12:18.397
13	1:54.842	43.357	31.360	40.125	187.8	15:14:13.239
14	5:37.155 P	54.573	34.660	4:07.922	165.3	15:19:50.394
15	2:33.626	1:10.735	40.437	42.454	104.3	15:22:24.020
16		57.595	42.561		176.4	

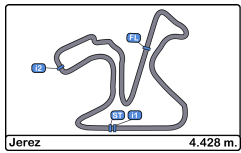




Circuito de Jerez
Championnat de France F4
Private Test - 3
Best Sectors Results



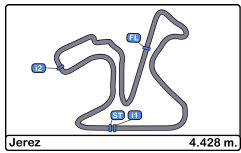
Sector - 1				Sector - 2				Sector - 3				Ideal Lap vs Best Lap				
Clas	Nº	Driver	Time	Nº	Driver	Time	Nº	Driver	Time	Clas	Nº	Driver	Ideal Lap	Best Lap	Clas	
1	11	Pierre-Louis Chovet	42.613	23	Caio Collet	30.571	23	Caio Collet	38.688	1	23	Caio Collet	1:51.892	1:52.105	1	
2	23	Caio Collet	42.633	11	Pierre-Louis Chovet	30.732	21	Théo Pourchaire	38.899	2	11	Pierre-Louis Chovet	1:52.301	1:52.379	2	
3	21	Théo Pourchaire	42.697	21	Théo Pourchaire	30.771	31	Ulysse De Pauw	38.912	3	21	Théo Pourchaire	1:52.367	1:52.404	3	
4	31	Ulysse De Pauw	42.790	27	Ugo De Wilde	30.841	11	Pierre-Louis Chovet	38.956	4	31	Ulysse De Pauw	1:52.594	1:52.611	4	
5	87	O'Neill Muth	42.823	31	Ulysse De Pauw	30.892	10	Reshad De Gerus	39.013	5	27	Ugo De Wilde	1:52.726	1:52.882	5	
6	27	Ugo De Wilde	42.860	5	Adam Eteki	30.935	5	Adam Eteki	39.020	6	5	Adam Eteki	1:52.868	1:52.890	6	
7	5	Adam Eteki	42.913	18	Matéo Herrero	30.963	27	Ugo De Wilde	39.025	7	87	O'Neill Muth	1:52.893	1:53.085	7	
8	30	Esteban Muth	42.970	87	O'Neill Muth	30.978	87	O'Neill Muth	39.092	8	10	Reshad De Gerus	1:53.147	1:53.477	10	
9	22	Théo Nouet	43.000	30	Esteban Muth	31.022	51	Shihab Al Habsi	39.143	9	30	Esteban Muth	1:53.148	1:53.268	8	
10	18	Matéo Herrero	43.048	10	Reshad De Gerus	31.058	4	Baptiste Moulin	39.144	10	18	Matéo Herrero	1:53.277	1:53.385	9	
11	51	Shihab Al Habsi	43.055	51	Shihab Al Habsi	31.130	30	Esteban Muth	39.156	11	51	Shihab Al Habsi	1:53.328	1:53.499	11	
12	10	Reshad De Gerus	43.076	22	Théo Nouet	31.193	22	Théo Nouet	39.214	12	22	Théo Nouet	1:53.407	1:53.712	14	
13	16	Sacha Lehmann	43.109	16	Sacha Lehmann	31.214	16	Sacha Lehmann	39.235	13	16	Sacha Lehmann	1:53.558	1:53.558	12	
14	4	Baptiste Moulin	43.229	4	Baptiste Moulin	31.251	28	Alessandro Ghiretti	39.264	14	4	Baptiste Moulin	1:53.624	1:53.678	13	
15	28	Alessandro Ghiretti	43.233	28	Alessandro Ghiretti	31.262	18	Matéo Herrero	39.266	15	28	Alessandro Ghiretti	1:53.759	1:53.905	15	



Circuito de Jerez
Championnat de France F4
Private Test - 3
Best 5 Lap Times



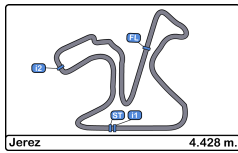
Cls	N°	Driver	Nat	Team	Class	Best 1		Best 2		Best 3		Best 4		Best 5	
						Time	Lap	Time	Lap	Time	Lap	Time	Lap	Time	Lap
1	23	Caio Collet	BRA			1:52.105	6	1:52.192	4	1:52.214	7	1:52.249	9	1:52.278	5
2	11	Pierre-Louis Chovet	FRA			1:52.379	6	1:52.541	4	1:52.623	7	1:52.734	9	1:53.058	15
3	21	Théo Pourchaire	FRA		Junior	1:52.404	4	1:52.496	6	1:52.614	5	1:52.639	7	1:52.816	13
4	31	Ulysse De Pauw	BEL			1:52.611	6	1:52.953	9	1:52.968	4	1:53.346	11	1:53.461	15
5	27	Ugo De Wilde	BEL			1:52.882	7	1:52.907	8	1:52.935	5	1:53.018	4	1:53.060	9
6	5	Adam Eteki	FRA			1:52.890	4	1:53.046	9	1:53.196	8	1:53.258	6	1:53.303	7
7	87	O'Neill Muth	DEU		Junior	1:53.085	4	1:53.142	6	1:53.258	5	1:53.564	12	1:53.690	11
8	30	Esteban Muth	DEU			1:53.268	4	1:53.291	6	1:53.356	5	1:54.100	12	1:54.104	3
9	18	Matéo Herrero	FRA			1:53.385	10	1:53.443	6	1:53.543	7	1:53.609	8	1:53.820	9
10	10	Reshad De Gerus	FRA		Junior	1:53.477	6	1:53.520	7	1:53.582	5	1:53.630	11	1:53.719	12
11	51	Shihab Al Habsi	OMN		Junior	1:53.499	6	1:53.513	8	1:53.568	7	1:53.780	4	1:53.780	5
12	16	Sacha Lehmann	FRA			1:53.558	6	1:54.189	14	1:54.222	11	1:54.278	10	1:54.522	12
13	4	Baptiste Moulin	BEL			1:53.678	8	1:53.843	6	1:53.895	7	1:54.099	9	1:54.156	5
14	22	Théo Nouet	FRA			1:53.712	3	1:53.921	8	1:54.078	9	1:54.232	11	1:54.448	6
15	28	Alessandro Ghiretti	FRA			1:53.905	4	1:53.983	3	1:54.019	6	1:54.357	7	1:55.062	11



Circuito de Jerez
Championnat de France F4
Private Test - 3
Best 5 Top Speeds



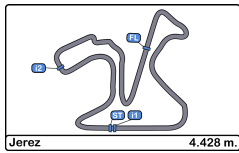
Cls	N°	Driver	Nat	Team	Class	Top 1		Top 2		Top 3		Top 4		Top 5		Avg
						Km/h	Lap	Km/h	Lap	Km/h	Lap	Km/h	Lap	Km/h	Lap	
1	18	Matéo Herrero	FRA			190.8	16	189.1	13	188.8	7	188.4	5	188.4	6	189.1
2	27	Ugo De Wilde	BEL			190.8	6	189.8	11	189.4	8	189.4	9	189.4	15	189.8
3	5	Adam Eteki	FRA			190.4	7	190.1	10	189.4	4	189.4	6	189.1	8	189.7
4	31	Ulysse De Pauw	BEL			190.4	7	190.4	10	190.1	9	189.4	4	189.4	8	190.0
5	23	Caio Collet	BRA			190.1	8	189.8	9	189.4	6	189.1	7	188.4	4	189.4
6	4	Baptiste Moulin	BEL			189.8	12	189.4	15	189.4	16	189.1	8	188.8	7	189.3
7	22	Théo Nouet	FRA			189.8	6	189.8	8	189.4	7	189.4	10	189.1	9	189.5
8	51	Shihab Al Habsi	OMN		Junior	189.8	5	189.8	6	189.4	10	189.1	8	188.8	4	189.4
9	11	Pierre-Louis Chovet	FRA			189.4	6	189.4	9	189.1	13	188.8	3	188.8	4	189.1
10	21	Théo Pourchaire	FRA		Junior	189.4	5	189.1	6	189.1	7	189.1	8	189.1	11	189.2
11	30	Esteban Muth	DEU			189.4	5	189.1	6	188.8	7	188.8	11	188.4	13	188.9
12	10	Reshad De Gerus	FRA		Junior	188.8	6	188.4	4	188.1	5	188.1	10	188.1	11	188.3
13	28	Alessandro Ghiretti	FRA			188.4	6	188.4	7	188.1	3	188.1	8	187.8	4	188.2
14	87	O'Neill Muth	DEU		Junior	188.4	4	188.4	8	188.4	9	187.8	6	187.8	12	188.2
15	16	Sacha Lehmann	FRA			188.1	6	188.1	13	187.5	11	187.1	10	186.8	5	187.5



Circuito de Jerez
Championnat de France F4
Private Test - 3
Fastest Laps Sequence



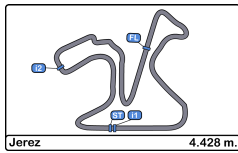
Lap	Time of Day	Session Time	N°	Driver	Nat	Team	Class	Time	Km/h
2	14:42:53.765	2:53.765	4	Baptiste Moulin	BEL			2:04.881	127.6
3	14:44:49.149	4:49.149	4	Baptiste Moulin	BEL			1:55.384	138.1
4	14:46:43.980	6:43.980	4	Baptiste Moulin	BEL			1:54.831	138.8
5	14:48:38.136	8:38.136	4	Baptiste Moulin	BEL			1:54.156	139.6
6	14:50:31.979	10:31.979	4	Baptiste Moulin	BEL			1:53.843	140.0
8	14:54:19.552	14:19.552	4	Baptiste Moulin	BEL			1:53.678	140.2
3	14:54:26.662	14:26.662	21	Théo Pourchaire	FRA		Junior	1:53.087	140.9
4	14:56:19.066	16:19.066	21	Théo Pourchaire	FRA		Junior	1:52.404	141.8
4	14:57:10.834	17:10.834	23	Caio Collet	BRA			1:52.192	142.0
6	15:00:55.217	20:55.217	23	Caio Collet	BRA			1:52.105	142.1



Circuito de Jerez
Championnat de France F4
Private Test - 3
Event Best Maximum Speed



N°	Driver	Nat	Team	Class	Km/h	Session
30	Esteban Muth	DEU			192.8	Private Test - 1
22	Théo Nouet	FRA			192.1	Private Test - 1
31	Ulysse De Pauw	BEL			192.1	Private Test - 1
10	Reshad De Gerus	FRA		Junior	192.1	Private Test - 1
16	Sacha Lehmann	FRA			192.1	Private Test - 1
5	Adam Eteki	FRA			192.1	Private Test - 1
4	Baptiste Moulin	BEL			191.8	Private Test - 1
27	Ugo De Wilde	BEL			191.8	Private Test - 1
51	Shihab Al Habsi	OMN		Junior	191.4	Private Test - 1
11	Pierre-Louis Chovet	FRA			191.4	Private Test - 1
23	Caio Collet	BRA			191.4	Private Test - 1
18	Matéo Herrero	FRA			191.4	Private Test - 1
87	O'Neill Muth	DEU		Junior	191.4	Private Test - 1
21	Théo Pourchaire	FRA		Junior	190.8	Private Test - 1
28	Alessandro Ghiretti	FRA			190.1	Private Test - 1



Circuito de Jerez
Championnat de France F4
Private Test - 3
Pit Stop Analysis



4 Baptiste Moulin
 BEL

Nr.	In Day Time	In Time	Out Time	Pit Time	T. Pit Time	Handicap	Penalty
1	14:58:02.426	14:58:02.426	15:02:40.879	4:38.453	4:38.453		

5 Adam Eteki
 FRA

Nr.	In Day Time	In Time	Out Time	Pit Time	T. Pit Time	Handicap	Penalty
1	14:51:55.057	14:51:55.057	14:52:18.739	23.682	23.682		
2	15:17:57.132	15:17:57.132	15:18:48.631	51.499	1:15.181		

11 Pierre-Louis Chovet
 FRA

Nr.	In Day Time	In Time	Out Time	Pit Time	T. Pit Time	Handicap	Penalty
1	15:08:03.083	15:08:03.083	15:08:36.165	33.082	33.082		

16 Sacha Lehmann
 FRA

Nr.	In Day Time	In Time	Out Time	Pit Time	T. Pit Time	Handicap	Penalty
1	15:04:36.155	15:04:36.155	15:08:24.292	3:48.137	3:48.137		

21 Théo Pourchaire Junior
 FRA

Nr.	In Day Time	In Time	Out Time	Pit Time	T. Pit Time	Handicap	Penalty
1	15:03:43.111	15:03:43.111	15:06:19.063	2:35.952	2:35.952		

22 Théo Nouet
 FRA

Nr.	In Day Time	In Time	Out Time	Pit Time	T. Pit Time	Handicap	Penalty
1	15:12:16.283	15:12:16.283	15:16:08.797	3:52.514	3:52.514		

23 Caio Collet
 BRA

Nr.	In Day Time	In Time	Out Time	Pit Time	T. Pit Time	Handicap	Penalty
1	14:52:13.715	14:52:13.715	14:52:34.928	21.213	21.213		
2	15:08:41.115	15:08:41.115	15:11:07.778	2:26.663	2:47.876		

27 Ugo De Wilde
 BEL

Nr.	In Day Time	In Time	Out Time	Pit Time	T. Pit Time	Handicap	Penalty
1	15:13:05.015	15:13:05.015	15:15:49.571	2:44.556	2:44.556		

28 Alessandro Ghiretti
 FRA

Nr.	In Day Time	In Time	Out Time	Pit Time	T. Pit Time	Handicap	Penalty
1	15:06:29.448	15:06:29.448	15:10:49.127	4:19.679	4:19.679		

30 Esteban Muth
 DEU

Nr.	In Day Time	In Time	Out Time	Pit Time	T. Pit Time	Handicap	Penalty
1	15:06:32.878	15:06:32.878	15:09:08.695	2:35.817	2:35.817		

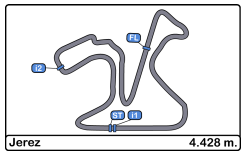
51 Shihab Al Habsi Junior
 OMN

Nr.	In Day Time	In Time	Out Time	Pit Time	T. Pit Time	Handicap	Penalty
1	15:16:21.928	15:16:21.928	15:19:50.394	3:28.466	3:28.466		

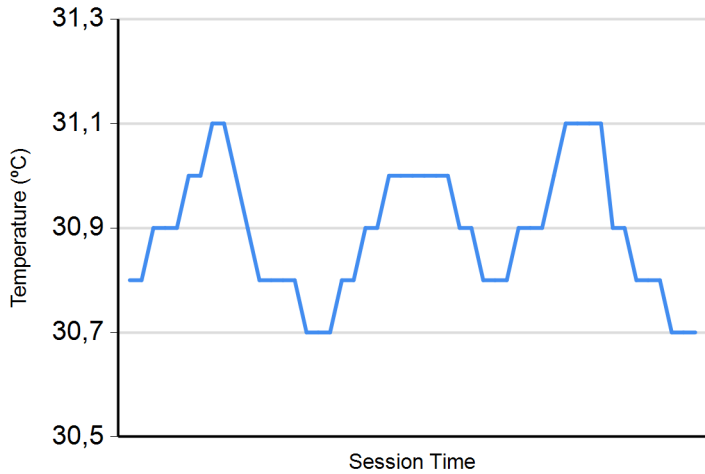
87 O'Neill Muth Junior
 DEU

Nr.	In Day Time	In Time	Out Time	Pit Time	T. Pit Time	Handicap	Penalty
1	15:06:30.344	15:06:30.344	15:08:42.133	2:11.789	2:11.789		

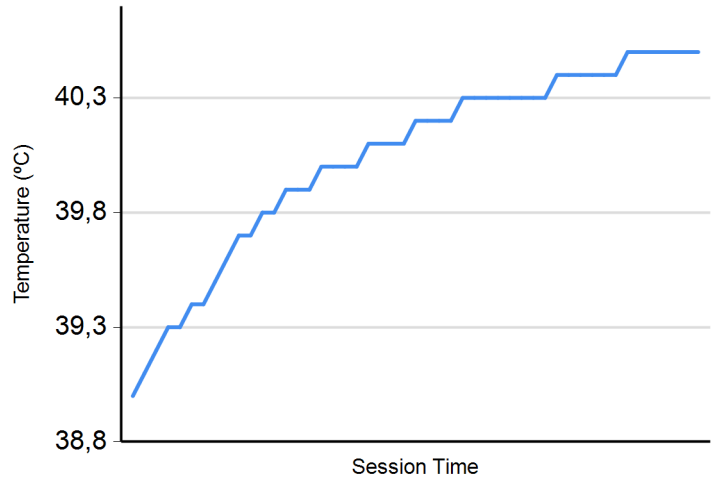




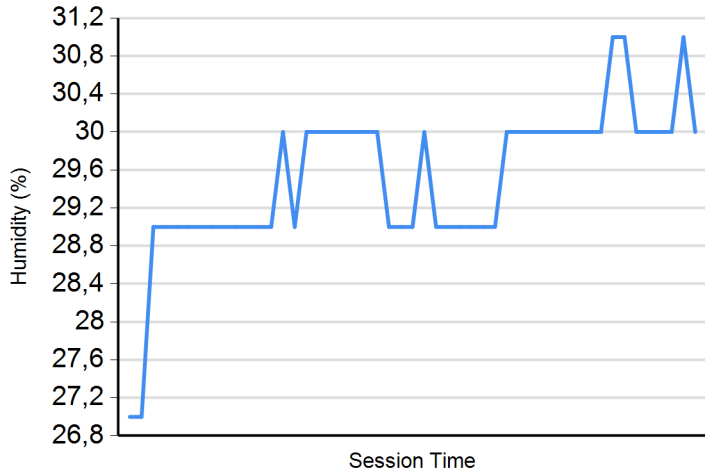
Air Temperature



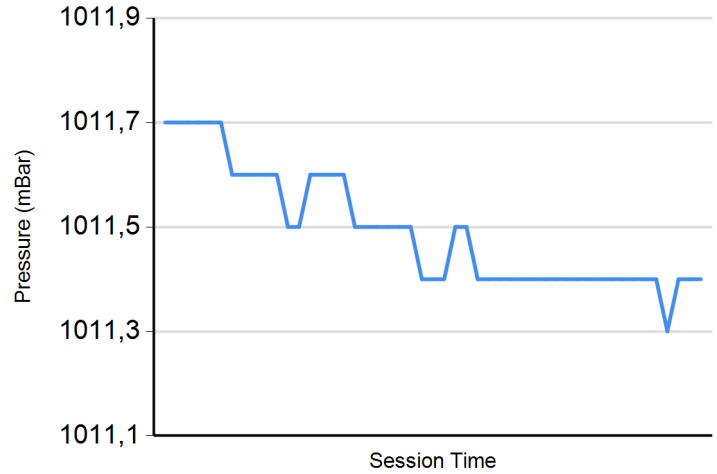
Track Temperature



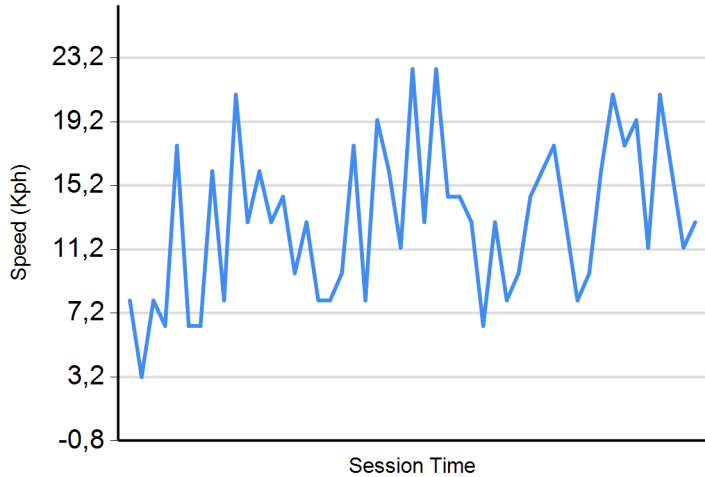
Humidity



Pressure

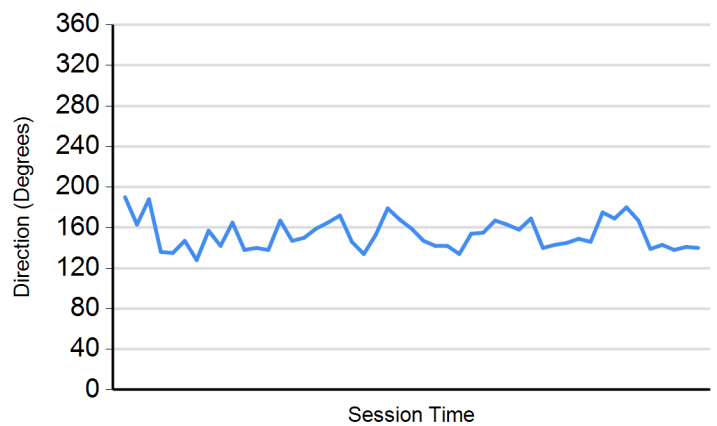


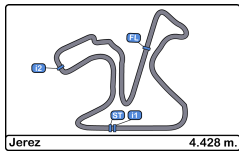
Wind Speed



Wind direction

North = 0°/360° Est = 90° South = 180° West = 270°






Circuito de Jerez
Championnat de France F4
Private Test 1 - 2 - 3
Results



Cls	N°	Driver	Nat	Team	Class	Cls	Laps	Private Test - 1	Private Test - 2	Private Test - 3	Best	Gap	Interval	Km/h			
1	23	Caio Collet	BRA				47	1:50.853	12	1:51.157	14	1:52.105	6	1:50.853	143.8		
2	21	Théo Pourchaire	FRA		Junior	1	47	1:50.983	12	1:51.584	8	1:52.404	4	1:50.983	0.130	0.130	143.6
3	5	Adam Eteki	FRA				49	1:51.164	15	1:51.496	8	1:52.890	4	1:51.164	0.311	0.181	143.3
4	27	Ugo De Wilde	BEL				46	1:51.228	12	1:51.726	7	1:52.882	7	1:51.228	0.375	0.064	143.3
5	31	Ulysse De Pauw	BEL				47	1:51.307	10	1:51.969	9	1:52.611	6	1:51.307	0.454	0.079	143.2
6	22	Théo Nouet	FRA				47	1:51.373	9	1:52.176	4	1:53.712	3	1:51.373	0.520	0.066	143.1
7	30	Esteban Muth	DEU				47	1:51.472	15	1:51.932	5	1:53.268	4	1:51.472	0.619	0.099	143.0
8	11	Pierre-Louis Chovet	FRA				48	1:51.632	16	1:51.711	5	1:52.379	6	1:51.632	0.779	0.160	142.7
9	16	Sacha Lehmann	FRA				47	1:51.652	14	1:52.212	5	1:53.558	6	1:51.652	0.799	0.020	142.7
10	28	Alessandro Ghiretti	FRA				44	1:51.794	11	1:52.468	6	1:53.905	4	1:51.794	0.941	0.142	142.5
11	10	Reshad De Gerus	FRA		Junior	2	45	1:51.924	9	1:52.110	8	1:53.477	6	1:51.924	1.071	0.130	142.4
12	18	Matéo Herrero	FRA				48	1:52.209	10	1:52.674	4	1:53.385	10	1:52.209	1.356	0.285	142.0
13	87	O'Neill Muth	DEU		Junior	3	42	1:52.722	8	1:52.250	5	1:53.085	4	1:52.250	1.397	0.041	142.0
14	51	Shihab Al Habsi	OM		Junior	4	44	1:52.604	15	1:52.677	5	1:53.499	6	1:52.604	1.751	0.354	141.5
15	4	Baptiste Moulin	BEL				42	1:53.306	17	1:53.546	5	1:53.678	8	1:53.306	2.453	0.702	140.6

Published at:.....

Stewards:	Race Director:	Timekeeper: 
------------------	-----------------------	---

