

**Circuito de Jerez**  
**Championnat de France F4**  
**Private Test - 2**  
**Provisional Results**



Cls	N°	Driver	Nat	Team	Class	Cls	Laps	Best	Time	Gap	Interval	Km/h
1	23	Caio Collet	BRA				15	14	1:51.157			143.4
2	5	Adam Eteki	FRA				16	8	1:51.496	0.339	0.339	142.9
3	21	Théo Pourchaire	FRA		Junior	1	15	8	1:51.584	0.427	0.088	142.8
4	11	Pierre-Louis Chovet	FRA				15	5	1:51.711	0.554	0.127	142.6
5	27	Ugo De Wilde	BEL				14	7	1:51.726	0.569	0.015	142.6
6	30	Esteban Muth	DEU				15	5	1:51.932	0.775	0.206	142.4
7	31	Ulysse De Pauw	BEL				15	9	1:51.969	0.812	0.037	142.3
8	10	Reshad De Gerus	FRA		Junior	2	15	8	1:52.110	0.953	0.141	142.1
9	22	Théo Nouet	FRA				16	4	1:52.176	1.019	0.066	142.1
10	16	Sacha Lehmann	FRA				16	5	1:52.212	1.055	0.036	142.0
11	87	O'Neill Muth	DEU		Junior	3	12	5	1:52.250	1.093	0.038	142.0
12	28	Alessandro Ghiretti	FRA				15	6	1:52.468	1.311	0.218	141.7
13	18	Matéo Herrero	FRA				15	4	1:52.674	1.517	0.206	141.4
14	51	Shihab Al Habsi	OMN		Junior	4	13	5	1:52.677	1.520	0.003	141.4
15	4	Baptiste Moulin	BEL				6	5	1:53.546	2.389	0.869	140.3

Published at:.....

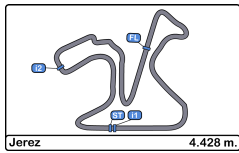
Track Temp: **26.2 °C** Air Temp: **28.4 °C** Humidity: **31 %** Track Status: **DRY**

Stewards:

Race Director:

Timekeeper:





**Circuito de Jerez**  
**Championnat de France F4**  
**Private Test - 2**  
**Lap Analysis**



**4**

Baptiste Moulin

**11**

Pierre-Louis Chovet

Lap	D	Time	Sector 1	Sector 2	Sector 3	T. Spd	Elapsed
1		12:20:25.226	P		12:20:25.226		12:20:25.226
2		2:02.296	49.824	32.654	39.818	181.8	12:22:27.522
3		1:54.356	43.472	31.424	39.460	187.8	12:24:21.878
4		1:54.033	43.016	31.324	39.693	189.4	12:26:15.911
5		<b>1:53.546</b>	42.954	<b>31.132</b>	39.460	189.1	12:28:09.457
6		1:53.644	<b>42.946</b>	31.285	<b>39.413</b>	188.1	12:30:03.101
7			48.894	37.978		155.3	

**5**

Adam Eteki

Lap	D	Time	Sector 1	Sector 2	Sector 3	T. Spd	Elapsed
1		12:12:00.779	P		12:12:00.779		12:12:00.779
2		1:56.070	45.791	31.225	39.054	185.8	12:13:56.849
3		1:52.313	42.775	30.766	38.772	188.8	12:15:49.162
4		1:53.414	43.632	31.178	<b>38.604</b>	179.4	12:17:42.576
5		1:51.816	42.472	30.617	38.727	188.8	12:19:34.392
6		1:51.865	42.436	30.571	38.858	188.8	12:21:26.257
7		1:51.506	<b>42.289</b>	30.548	38.669	190.1	12:23:17.763
8		<b>1:51.496</b>	42.294	30.520	38.682	190.1	12:25:09.259
9		1:52.346	42.515	30.535	39.296	189.4	12:27:01.605
10		1:51.605	42.375	<b>30.505</b>	38.725	189.8	12:28:53.210
11		1:52.383	42.719	30.800	38.864	188.4	12:30:45.593
12		1:52.136	42.675	30.690	38.771	189.1	12:32:37.729
13		2:08.792	54.208	35.071	39.513	149.5	12:34:46.521
14		1:52.200	42.642	30.725	38.833	189.8	12:36:38.721
15		1:52.521	42.473	30.820	39.228	190.4	12:38:31.242
16		1:52.830	42.814	30.929	39.087	190.4	12:40:24.072
17			46.216	31.892		188.8	

**10**

Reshad De Gerus

Junior

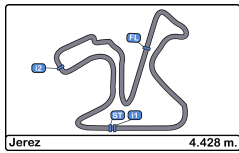
Lap	D	Time	Sector 1	Sector 2	Sector 3	T. Spd	Elapsed
1		12:12:21.930	P		12:12:21.930		12:12:21.930
2		1:59.301	47.546	32.130	39.625	165.1	12:14:21.231
3		1:52.569	42.703	30.913	38.953	189.8	12:16:13.800
4		1:52.330	42.620	30.769	38.941	189.8	12:18:06.130
5		1:52.500	42.692	30.900	38.908	189.8	12:19:58.630
6		1:52.272	42.631	30.777	<b>38.864</b>	189.4	12:21:50.902
7		1:52.698	42.584	31.063	39.051	189.4	12:23:43.600
8		<b>1:52.110</b>	<b>42.477</b>	<b>30.720</b>	38.913	189.4	12:25:35.710
9		2:17.166	48.912	41.050	47.204	134.4	12:27:52.876
10		1:53.613	42.695	30.858	40.060	189.1	12:29:46.489
11		1:52.412	42.614	30.883	38.915	188.8	12:31:38.901
12		1:52.913	42.673	31.203	39.037	190.4	12:33:31.814
13		1:52.762	42.914	30.855	38.993	187.8	12:35:24.576
14		2:11.378	50.814	38.392	42.172	124.1	12:37:35.954
15		1:53.073	42.979	30.957	39.137	189.4	12:39:29.027
16			45.165	35.914		187.1	

Lap	D	Time	Sector 1	Sector 2	Sector 3	T. Spd	Elapsed
1		12:12:19.194	P		12:12:19.194		12:12:19.194
2		2:01.377	48.500	32.651	40.226	171.7	12:14:20.571
3		1:52.664	42.852	30.902	38.910	188.8	12:16:13.235
4		1:51.780	42.311	30.595	38.874	189.8	12:18:05.015
5		<b>1:51.711</b>	42.257	<b>30.524</b>	38.930	189.8	12:19:56.726
6		2:08.121	<b>42.156</b>	35.159	50.806	190.8	12:22:04.847
7		2:14.242	52.065	38.451	43.726	173.6	12:24:19.089
8		1:52.052	42.560	30.685	<b>38.807</b>	190.1	12:26:11.141
9		1:51.968	42.355	30.705	38.908	189.4	12:28:03.109
10		1:51.881	42.415	30.593	38.873	190.1	12:29:54.990
11		1:51.752	42.308	30.580	38.864	190.8	12:31:46.742
12		1:51.934	42.373	30.634	38.927	190.8	12:33:38.676
13		2:01.734	43.051	38.864	39.819	181.5	12:35:40.410
14		2:02.502	43.237	33.904	45.361	182.4	12:37:42.912
15		1:52.187	42.490	30.728	38.969	190.8	12:39:35.099
16			42.398	30.624		191.1	

**16**

Sacha Lehmann

Lap	D	Time	Sector 1	Sector 2	Sector 3	T. Spd	Elapsed
1		12:12:13.226	P		12:12:13.226		12:12:13.226
2		1:59.464	47.077	32.142	40.245	183.3	12:14:12.690
3		1:54.733	42.771	30.988	40.974	188.8	12:16:07.423
4		1:52.529	42.556	30.975	38.998	188.8	12:17:59.952
5		<b>1:52.212</b>	<b>42.510</b>	<b>30.911</b>	<b>38.791</b>	188.8	12:19:52.164
6		2:02.136	45.492	35.575	41.069	147.1	12:21:54.300
7		2:00.237	42.666	32.612	44.959	190.1	12:23:54.537
8		1:52.508	42.587	30.934	38.987	189.8	12:25:47.045
9		2:03.060	42.819	34.355	45.886	185.5	12:27:50.105
10		2:03.040	45.275	32.719	45.046	163.1	12:29:53.145
11		1:54.564	42.601	30.916	41.047	190.1	12:31:47.709
12		1:58.928	42.821	31.046	45.061	188.8	12:33:46.637
13		2:00.077	42.640	32.275	45.162	188.8	12:35:46.714
14		1:56.982	42.756	31.060	43.166	188.4	12:37:43.696
15		2:14.786	51.954	38.010	44.822	140.9	12:39:58.482
16		1:53.257	42.948	31.108	39.201	188.8	12:41:51.739
17			58.020	42.693		125.4	



**Circuito de Jerez**  
**Championnat de France F4**  
**Private Test - 2**  
**Lap Analysis**



18

Matéo Herrero

22

Théo Nouet

Lap	D	Time	Sector 1	Sector 2	Sector 3	T. Spd	Elapsed	Lap	D	Time	Sector 1	Sector 2	Sector 3	T. Spd	Elapsed	
1		12:12:16.210	P		12:12:16.210		12:12:16.210	1		12:12:44.548	P		12:12:44.548		12:12:44.548	
2		2:00.793	48.578	32.744	39.471	153.6	12:14:17.003	2		1:57.557	47.026	31.392	39.139	183.3	12:14:42.105	
3		1:53.752	43.324	31.188	39.240	185.8	12:16:10.755	3		1:52.304	42.731	30.854	38.719	188.8	12:16:34.409	
4		1:52.674	42.699	30.960	39.015	188.8	12:18:03.429	4		1:52.176	42.704	30.757	38.715	188.1	12:18:26.585	
5		1:56.383	46.556	30.717	39.110	189.1	12:19:59.812	5		1:52.333	42.417	30.876	39.040	189.4	12:20:18.918	
6		1:56.871	46.270	31.652	38.949	166.4	12:21:56.683	6		1:52.216	42.475	30.869	38.872	189.1	12:22:11.134	
7		1:52.743	42.828	30.931	38.984	189.4	12:23:49.426	7		1:52.532	42.799	30.884	38.849	188.8	12:24:03.666	
8		1:52.706	42.772	30.897	39.037	190.1	12:25:42.132	8		1:52.479	42.612	30.922	38.945	189.4	12:25:56.145	
9		1:52.924	42.753	30.916	39.255	189.4	12:27:35.056	9		2:02.026	48.769	34.029	39.228	167.1	12:27:58.171	
10		1:52.762	42.811	31.023	38.928	188.4	12:29:27.818	10		1:52.200	42.519	30.800	38.881	189.1	12:29:50.371	
11		1:53.149	42.891	30.900	39.358	189.4	12:31:20.967	11		1:54.581	42.666	31.298	40.617	189.4	12:31:44.952	
12		2:12.581	58.967	34.343	39.271	115.5	12:33:33.548	12		1:52.853	42.833	30.932	39.088	190.4	12:33:37.805	
13		1:53.416	42.936	30.889	39.591	189.4	12:35:26.964	13		1:52.879	42.809	31.060	39.010	189.8	12:35:30.684	
14		2:22.236	P	48.191	38.147	55.898	144.3	12:37:49.200	14		1:53.518	42.994	31.399	39.125	189.4	12:37:24.202
15		2:56.233	1:36.158	39.302	40.773	123.4	12:40:45.433	15		1:55.684	42.736	31.194	41.754	190.1	12:39:19.886	
16			53.257	37.367		147.9		16		1:53.302	42.846	31.129	39.327	189.4	12:41:13.188	

21

Théo Pourchaire

Junior

23

Caio Collet

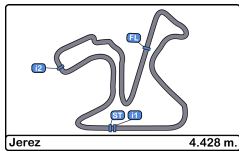
Lap	D	Time	Sector 1	Sector 2	Sector 3	T. Spd	Elapsed	Lap	D	Time	Sector 1	Sector 2	Sector 3	T. Spd	Elapsed	
1		12:14:03.613	P		12:14:03.613		12:14:03.613	1		12:12:08.507	P		12:12:08.507		12:12:08.507	
2		1:57.645	46.853	31.507	39.285	169.0	12:16:01.258	2		2:12.487	P	47.412	31.546	53.529	181.8	12:14:20.994
3		1:52.411	42.693	30.778	38.940	187.8	12:17:53.669	3		2:08.702	58.953	30.879	38.870	187.5	12:16:29.696	
4		1:52.055	42.496	30.710	38.849	188.4	12:19:45.724	4		1:51.621	42.287	30.630	38.704	187.5	12:18:21.317	
5		1:51.784	42.441	30.572	38.771	188.8	12:21:37.508	5		1:51.389	42.305	30.442	38.642	189.1	12:20:12.706	
6		1:51.754	42.499	30.541	38.714	189.1	12:23:29.262	6		1:51.396	42.233	30.451	38.712	190.4	12:22:04.102	
7		1:51.670	42.434	30.500	38.736	189.4	12:25:20.932	7		2:13.799	1:00.369	33.593	39.837	113.5	12:24:17.901	
8		1:51.584	42.473	30.456	38.655	188.4	12:27:12.516	8		1:51.309	42.251	30.460	38.598	189.8	12:26:09.210	
9		2:12.392	44.834	42.723	44.835	131.2	12:29:24.908	9		1:51.432	42.334	30.499	38.599	189.8	12:28:00.642	
10		1:52.431	42.706	30.873	38.852	188.1	12:31:17.339	10		1:51.480	42.365	30.487	38.628	190.4	12:29:52.122	
11		1:51.782	42.550	30.516	38.716	188.4	12:33:09.121	11		1:51.856	42.282	30.368	39.206	190.8	12:31:43.978	
12		1:52.010	42.477	30.498	39.035	188.8	12:35:01.131	12		1:51.476	42.279	30.400	38.797	190.4	12:33:35.454	
13		1:51.956	42.515	30.570	38.871	189.8	12:36:53.087	13		2:03.838	50.715	33.945	39.178	184.9	12:35:39.292	
14		1:52.134	42.627	30.662	38.845	189.8	12:38:45.221	14		1:51.157	42.214	30.319	38.624	190.8	12:37:30.449	
15		1:52.024	42.505	30.740	38.779	190.1	12:40:37.245	15		1:51.500	42.214	30.513	38.773	190.8	12:39:21.949	
16			43.532	32.214		187.5		16			43.483	31.831		178.5		

27

Ugo De Wilde

Lap	D	Time	Sector 1	Sector 2	Sector 3	T. Spd	Elapsed	
1		12:12:26.438	P		12:12:26.438		12:12:26.438	
2		1:58.921	47.622	32.261	39.038	132.8	12:14:25.359	
3		1:51.893	42.552	30.618	38.723	190.1	12:16:17.252	
4		1:51.908	42.404	30.510	38.994	190.4	12:18:09.160	
5		1:51.970	42.540	30.723	38.707	189.8	12:20:01.130	
6		1:52.474	42.340	31.018	39.116	190.8	12:21:53.604	
7		1:51.726	42.423	30.492	38.811	190.8	12:23:45.330	
8		1:51.807	42.493	30.551	38.763	190.1	12:25:37.137	
9		5:18.437	P	42.602	30.690	4:05.145	188.8	12:30:55.574
10		2:05.328	50.601	34.857	39.870	158.8	12:33:00.902	
11		1:51.959	42.619	30.501	38.839	189.8	12:34:52.861	
12		2:02.943	48.633	35.080	39.230	163.1	12:36:55.804	
13		1:52.002	42.564	30.576	38.862	190.1	12:38:47.806	
14		1:52.233	42.505	30.684	39.044	191.4	12:40:40.039	
15			57.649	37.004		150.0		





**Circuito de Jerez**  
**Championnat de France F4**  
**Private Test - 2**  
**Lap Analysis**



28

Alessandro Ghiretti

51

Shihab Al Habsi

Junior

Lap D	Time	Sector 1	Sector 2	Sector 3	T. Spd	Elapsed	Lap D	Time	Sector 1	Sector 2	Sector 3	T. Spd	Elapsed
1	12:12:24.751 P			12:12:24.751		12:12:24.751	1	12:13:07.060 P			12:13:07.060		12:13:07.060
2	1:58.781	46.511	32.887	39.383	172.2	12:14:23.532	2	2:00.080	48.185	32.442	39.453	183.3	12:15:07.140
3	1:52.725	42.740	31.044	38.941	189.1	12:16:16.257	3	1:52.985	42.955	31.031	38.999	188.1	12:17:00.125
4	1:53.644	42.688	30.897	40.059	188.4	12:18:09.901	4	1:52.802	42.626	31.134	39.042	189.8	12:18:52.927
5	1:52.887	43.001	30.921	38.965	190.1	12:20:02.788	5	1:52.677	42.814	30.874	38.989	188.8	12:20:45.604
6	1:52.468	42.605	30.899	38.964	189.1	12:21:55.256	6	1:53.494	43.065	31.012	39.417	188.8	12:22:39.098
7	1:52.851	42.714	31.024	39.113	189.8	12:23:48.107	7	1:52.792	42.744	31.041	39.007	189.4	12:24:31.890
8	1:52.473	42.607	30.846	39.020	189.4	12:25:40.580	8	1:54.077	43.162	31.784	39.131	189.1	12:26:25.967
9	2:09.857	46.351	40.246	43.260	118.1	12:27:50.437	9	1:52.782	42.847	30.884	39.051	189.8	12:28:18.749
10	1:52.757	42.853	30.929	38.975	188.8	12:29:43.194	10	1:53.004	42.792	31.170	39.042	189.1	12:30:11.753
11	1:53.168	42.762	30.980	39.426	188.8	12:31:36.362	11	1:58.904	42.869	34.424	41.611	189.8	12:32:10.657
12	4:19.659 P	42.870	31.163	3:05.626	189.1	12:35:56.021	12	1:53.377	42.945	31.078	39.354	189.8	12:34:04.034
13	1:58.772	47.939	31.464	39.369	188.1	12:37:54.793	13	1:53.364	43.067	31.125	39.172	190.1	12:35:57.398
14	1:53.553	43.044	31.165	39.344	189.4	12:39:48.346	14		1:07.656	48.076		102.4	
15	1:54.106	43.265	31.382	39.459	184.3	12:41:42.452							
16		43.063	31.397		189.8								

87

O'Neill Muth

Junior

30

Esteban Muth

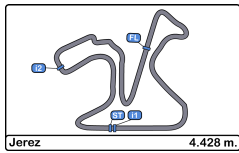
Lap D	Time	Sector 1	Sector 2	Sector 3	T. Spd	Elapsed	Lap D	Time	Sector 1	Sector 2	Sector 3	T. Spd	Elapsed
1	12:13:19.944 P			12:13:19.944		12:13:19.944	1	12:12:06.244 P			12:12:06.244		12:12:06.244
2	2:01.092	46.586	31.476	43.030	179.1	12:15:21.036	2	1:56.858	46.066	31.441	39.351	186.2	12:14:03.102
3	1:52.539	42.648	30.982	38.909	187.8	12:17:13.575	3	1:52.989	43.059	30.923	39.007	187.8	12:15:56.091
4	1:52.355	42.514	30.764	39.077	189.1	12:19:05.930	4	1:52.518	42.618	30.889	39.011	187.5	12:17:48.609
5	1:51.932	42.327	30.722	38.883	189.1	12:20:57.862	5	1:52.250	42.559	30.727	38.964	189.1	12:19:40.859
6	1:52.210	42.421	30.713	39.076	189.4	12:22:50.072	6	1:52.421	42.708	30.745	38.968	188.1	12:21:33.280
7	1:52.795	42.802	30.887	39.106	189.1	12:24:42.867	7	1:52.349	42.558	30.685	39.106	189.1	12:23:25.629
8	2:21.203	55.353	40.680	45.170	145.7	12:27:04.070	8	1:56.548	45.743	31.803	39.002	154.2	12:25:22.177
9	1:52.629	42.787	30.924	38.918	188.8	12:28:56.699	9	1:52.670	42.685	30.899	39.086	189.4	12:27:14.847
10	1:52.410	42.603	30.735	39.072	189.1	12:30:49.109	10	2:10.711	43.886	42.265	44.560	123.1	12:29:25.558
11	1:52.923	42.875	30.760	39.288	189.8	12:32:42.032	11	1:52.668	42.727	30.895	39.046	189.8	12:31:18.226
12	1:52.628	42.626	30.810	39.192	189.1	12:34:34.660	12	1:52.488	42.761	30.708	39.019	189.1	12:33:10.714
13	2:16.269	50.694	41.981	43.594	134.4	12:36:50.929	13		42.824	30.902		187.5	
14	1:58.671	42.908	31.009	44.754	188.8	12:38:49.600							
15	1:53.127	42.950	31.043	39.134	190.4	12:40:42.727							
16		45.873	32.569		184.3								

31

Ulysse De Pauw

Lap D	Time	Sector 1	Sector 2	Sector 3	T. Spd	Elapsed
1	12:12:32.123 P			12:12:32.123		12:12:32.123
2	1:58.472	46.669	31.924	39.879	185.8	12:14:30.595
3	1:52.489	42.850	30.827	38.812	188.4	12:16:23.084
4	1:52.339	42.294	30.887	39.158	189.4	12:18:15.423
5	1:52.013	42.381	30.734	38.898	189.1	12:20:07.436
6	1:52.047	42.454	30.722	38.871	189.4	12:21:59.483
7	2:20.961	58.735	40.646	41.580	129.9	12:24:20.444
8	1:52.116	42.585	30.652	38.879	190.1	12:26:12.560
9	1:51.969	42.408	30.671	38.890	190.1	12:28:04.529
10	1:52.184	42.538	30.757	38.889	189.8	12:29:56.713
11	2:11.709	42.634	41.517	47.558	189.1	12:32:08.422
12	1:52.225	42.601	30.792	38.832	189.1	12:34:00.647
13	1:52.157	42.539	30.758	38.860	190.1	12:35:52.804
14	1:52.456	42.592	30.810	39.054	190.8	12:37:45.260
15	1:52.265	42.534	30.721	39.010	190.8	12:39:37.525
16		44.260	32.666		189.4	

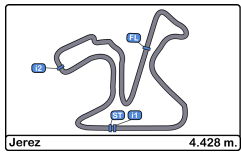




**Circuito de Jerez**  
**Championnat de France F4**  
**Private Test - 2**  
**Best Sectors Results**



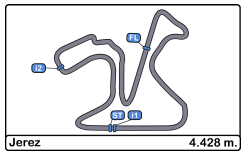
Sector - 1				Sector - 2				Sector - 3				Ideal Lap vs Best Lap			
Clas	Nº	Driver	Time	Nº	Driver	Time	Nº	Driver	Time	Clas	Nº	Driver	Ideal Lap	Best Lap	Clas
1	11	Pierre-Louis Chovet	42.156	23	Caio Collet	30.319	23	Caio Collet	38.598	1	23	Caio Collet	1:51.131	1:51.157	1
2	23	Caio Collet	42.214	21	Théo Pourchaire	30.456	5	Adam Eteki	38.604	2	5	Adam Eteki	1:51.398	1:51.496	2
3	5	Adam Eteki	42.289	27	Ugo De Wilde	30.492	21	Théo Pourchaire	38.655	3	11	Pierre-Louis Chovet	1:51.487	1:51.711	4
4	31	Ulysse De Pauw	42.294	5	Adam Eteki	30.505	27	Ugo De Wilde	38.707	4	27	Ugo De Wilde	1:51.539	1:51.726	5
5	30	Esteban Muth	42.327	11	Pierre-Louis Chovet	30.524	22	Théo Nouet	38.715	5	21	Théo Pourchaire	1:51.545	1:51.584	3
6	27	Ugo De Wilde	42.340	31	Ulysse De Pauw	30.652	16	Sacha Lehmann	38.791	6	31	Ulysse De Pauw	1:51.758	1:51.969	7
7	22	Théo Nouet	42.417	87	O'Neill Muth	30.685	11	Pierre-Louis Chovet	38.807	7	22	Théo Nouet	1:51.889	1:52.176	9
8	21	Théo Pourchaire	42.434	30	Esteban Muth	30.713	31	Ulysse De Pauw	38.812	8	30	Esteban Muth	1:51.923	1:51.932	6
9	10	Reshad De Gerus	42.477	18	Matéo Herrero	30.717	10	Reshad De Gerus	38.864	9	10	Reshad De Gerus	1:52.061	1:52.110	8
10	16	Sacha Lehmann	42.510	10	Reshad De Gerus	30.720	30	Esteban Muth	38.883	10	87	O'Neill Muth	1:52.207	1:52.250	11
11	87	O'Neill Muth	42.558	22	Théo Nouet	30.757	18	Matéo Herrero	38.928	11	16	Sacha Lehmann	1:52.212	1:52.212	10
12	28	Alessandro Ghiretti	42.605	28	Alessandro Ghiretti	30.846	28	Alessandro Ghiretti	38.941	12	18	Matéo Herrero	1:52.344	1:52.674	13
13	51	Shihab Al Habsi	42.626	51	Shihab Al Habsi	30.874	87	O'Neill Muth	38.964	13	28	Alessandro Ghiretti	1:52.392	1:52.468	12
14	18	Matéo Herrero	42.699	16	Sacha Lehmann	30.911	51	Shihab Al Habsi	38.989	14	51	Shihab Al Habsi	1:52.489	1:52.677	14
15	4	Baptiste Moulin	42.946	4	Baptiste Moulin	31.132	4	Baptiste Moulin	39.413	15	4	Baptiste Moulin	1:53.491	1:53.546	15



Circuito de Jerez  
Championnat de France F4  
Private Test - 2  
Best 5 Lap Times



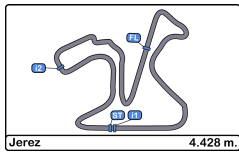
Cls	N°	Driver	Nat	Team	Class	Best 1		Best 2		Best 3		Best 4		Best 5	
						Time	Lap	Time	Lap	Time	Lap	Time	Lap	Time	Lap
1	23	Caio Collet	BRA			1:51.157	14	1:51.309	8	1:51.389	5	1:51.396	6	1:51.432	9
2	5	Adam Eteki	FRA			1:51.496	8	1:51.506	7	1:51.605	10	1:51.816	5	1:51.865	6
3	21	Théo Pourchaire	FRA		Junior	1:51.584	8	1:51.670	7	1:51.754	6	1:51.782	11	1:51.784	5
4	11	Pierre-Louis Chovet	FRA			1:51.711	5	1:51.752	11	1:51.780	4	1:51.881	10	1:51.934	12
5	27	Ugo De Wilde	BEL			1:51.726	7	1:51.807	8	1:51.893	3	1:51.908	4	1:51.959	11
6	30	Esteban Muth	DEU			1:51.932	5	1:52.210	6	1:52.355	4	1:52.410	10	1:52.539	3
7	31	Ulysse De Pauw	BEL			1:51.969	9	1:52.013	5	1:52.047	6	1:52.116	8	1:52.157	13
8	10	Reshad De Gerus	FRA		Junior	1:52.110	8	1:52.272	6	1:52.330	4	1:52.412	11	1:52.500	5
9	22	Théo Nouet	FRA			1:52.176	4	1:52.200	10	1:52.216	6	1:52.304	3	1:52.333	5
10	16	Sacha Lehmann	FRA			1:52.212	5	1:52.508	8	1:52.529	4	1:53.257	16	1:54.564	11
11	87	O'Neill Muth	DEU		Junior	1:52.250	5	1:52.349	7	1:52.421	6	1:52.488	12	1:52.518	4
12	28	Alessandro Ghiretti	FRA			1:52.468	6	1:52.473	8	1:52.725	3	1:52.757	10	1:52.851	7
13	18	Matéo Herrero	FRA			1:52.674	4	1:52.706	8	1:52.743	7	1:52.762	10	1:52.924	9
14	51	Shihab Al Habsi	OMN		Junior	1:52.677	5	1:52.782	9	1:52.792	7	1:52.802	4	1:52.985	3
15	4	Baptiste Moulin	BEL			1:53.546	5	1:53.644	6	1:54.033	4	1:54.356	3	2:02.296	2



**Circuito de Jerez**  
**Championnat de France F4**  
**Private Test - 2**  
**Best 5 Top Speeds**



Cls	N°	Driver	Nat	Team	Class	Top 1		Top 2		Top 3		Top 4		Top 5		Avg
						Km/h	Lap	Km/h	Lap	Km/h	Lap	Km/h	Lap	Km/h	Lap	
1	27	Ugo De Wilde	BEL			191.4	14	190.8	6	190.8	7	190.4	4	190.1	3	190.7
2	11	Pierre-Louis Chovet	FRA			191.1	16	190.8	6	190.8	11	190.8	12	190.8	15	190.8
3	23	Caio Collet	BRA			190.8	11	190.8	14	190.8	15	190.4	6	190.4	10	190.6
4	31	Ulysse De Pauw	BEL			190.8	14	190.8	15	190.1	8	190.1	9	190.1	13	190.4
5	5	Adam Eteki	FRA			190.4	15	190.4	16	190.1	7	190.1	8	189.8	10	190.2
6	10	Reshad De Gerus	FRA		Junior	190.4	12	189.8	3	189.8	4	189.8	5	189.4	6	189.8
7	22	Théo Nouet	FRA			190.4	12	190.1	15	189.8	13	189.4	5	189.4	8	189.8
8	30	Esteban Muth	DEU			190.4	15	189.8	11	189.4	6	189.1	4	189.1	5	189.6
9	16	Sacha Lehmann	FRA			190.1	7	190.1	11	189.8	8	188.8	3	188.8	4	189.5
10	18	Matéo Herrero	FRA			190.1	8	189.4	7	189.4	9	189.4	11	189.4	13	189.6
11	21	Théo Pourchaire	FRA		Junior	190.1	15	189.8	13	189.8	14	189.4	7	189.1	6	189.6
12	28	Alessandro Ghiretti	FRA			190.1	5	189.8	7	189.8	16	189.4	8	189.4	14	189.7
13	51	Shihab Al Habsi	OMN		Junior	190.1	13	189.8	4	189.8	9	189.8	11	189.8	12	189.8
14	87	O'Neill Muth	DEU		Junior	189.8	11	189.4	9	189.1	5	189.1	7	189.1	12	189.3
15	4	Baptiste Moulin	BEL			189.4	4	189.1	5	188.1	6	187.8	3	181.8	2	187.2

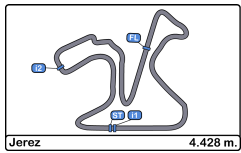


Circuito de Jerez  
Championnat de France F4  
Private Test - 2  
Fastest Laps Sequence



Lap	Time of Day	Session Time	N°	Driver	Nat	Team	Class	Time	Km/h
2	12:13:56.849	3:56.849	5	Adam Eteki	FRA			1:56.070	137.3
3	12:15:49.162	5:49.162	5	Adam Eteki	FRA			1:52.313	141.9
3	12:16:17.252	6:17.252	27	Ugo De Wilde	BEL			1:51.893	142.4
4	12:18:05.015	8:05.015	11	Pierre-Louis Chovet	FRA			1:51.780	142.6
4	12:18:21.317	8:21.317	23	Caio Collet	BRA			1:51.621	142.8
5	12:20:12.706	10:12.706	23	Caio Collet	BRA			1:51.389	143.1
8	12:26:09.210	16:09.210	23	Caio Collet	BRA			1:51.309	143.2
14	12:37:30.449	27:30.449	23	Caio Collet	BRA			1:51.157	143.4

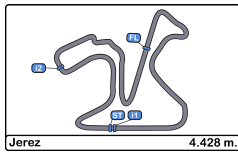




Circuito de Jerez  
Championnat de France F4  
Private Test - 2  
Event Best Maximum Speed



N°	Driver	Nat	Team	Class	Km/h	Session
30	Esteban Muth	DEU			192.8	Private Test - 1
22	Théo Nouet	FRA			192.1	Private Test - 1
31	Ulysse De Pauw	BEL			192.1	Private Test - 1
10	Reshad De Gerus	FRA		Junior	192.1	Private Test - 1
16	Sacha Lehmann	FRA			192.1	Private Test - 1
5	Adam Eteki	FRA			192.1	Private Test - 1
4	Baptiste Moulin	BEL			191.8	Private Test - 1
27	Ugo De Wilde	BEL			191.8	Private Test - 1
51	Shihab Al Habsi	OMN		Junior	191.4	Private Test - 1
11	Pierre-Louis Chovet	FRA			191.4	Private Test - 1
23	Caio Collet	BRA			191.4	Private Test - 1
18	Matéo Herrero	FRA			191.4	Private Test - 1
87	O'Neill Muth	DEU		Junior	191.4	Private Test - 1
21	Théo Pourchaire	FRA		Junior	190.8	Private Test - 1
28	Alessandro Ghiretti	FRA			190.1	Private Test - 1



Circuito de Jerez  
Championnat de France F4  
Private Test - 2  
Pit Stop Analysis



18

Matéo Herrero

FRA

Nr.	In Day Time	In Time	Out Time	Pit Time	T. Pit Time	Handicap	Penalty
1	12:37:28.201	12:37:28.201	12:37:49.200	20.999	20.999		

23

Caio Collet

BRA

Nr.	In Day Time	In Time	Out Time	Pit Time	T. Pit Time	Handicap	Penalty
1	12:13:59.536	12:13:59.536	12:14:20.994	21.458	21.458		

27

Ugo De Wilde

BEL

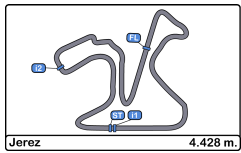
Nr.	In Day Time	In Time	Out Time	Pit Time	T. Pit Time	Handicap	Penalty
1	12:27:22.963	12:27:22.963	12:30:55.574	3:32.611	3:32.611		

28

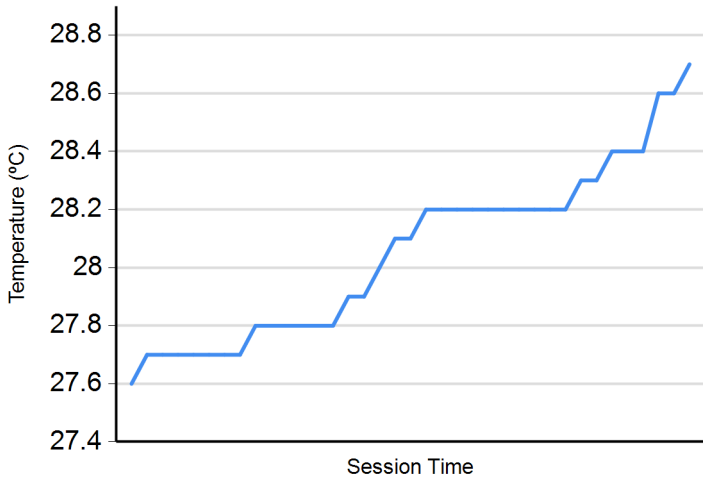
Alessandro Ghiretti

FRA

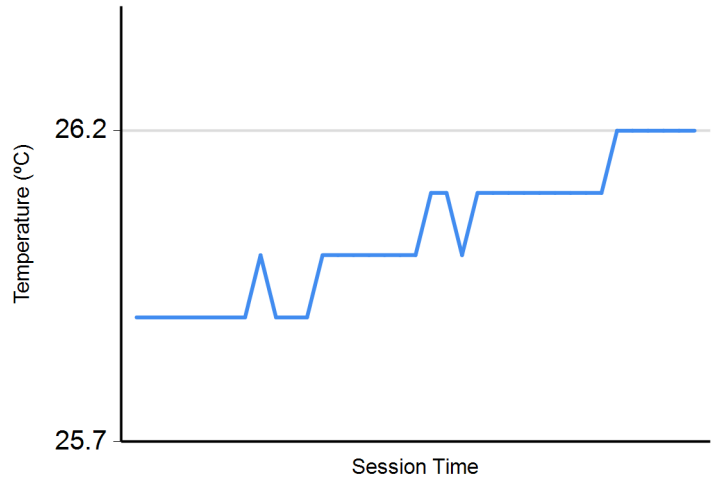
Nr.	In Day Time	In Time	Out Time	Pit Time	T. Pit Time	Handicap	Penalty
1	12:33:22.088	12:33:22.088	12:35:56.021	2:33.933	2:33.933		



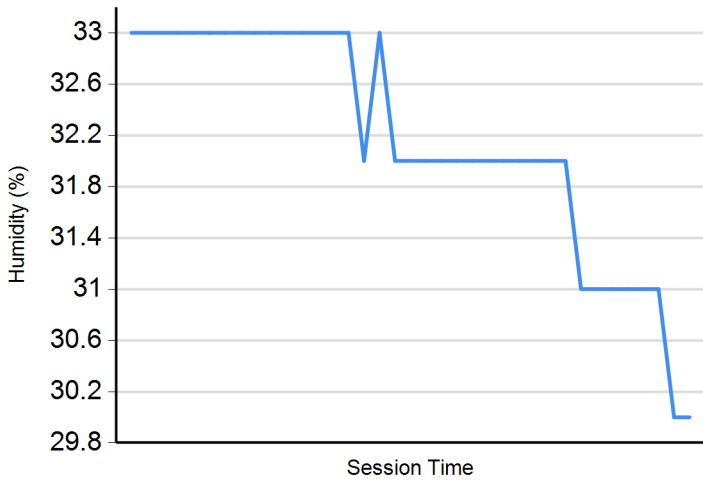
**Air Temperature**



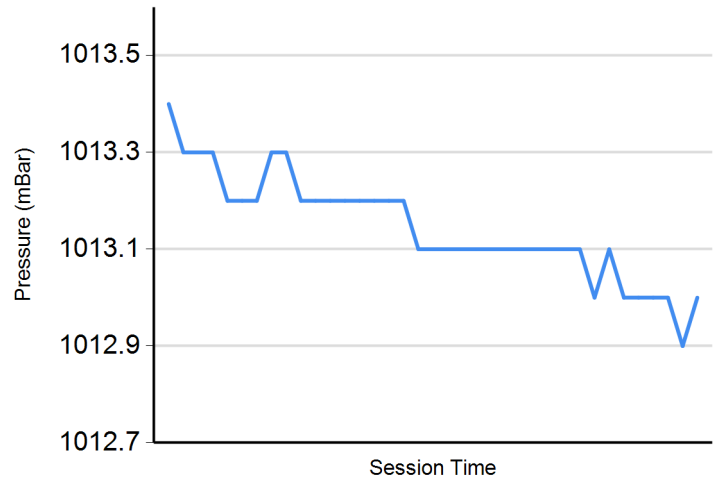
**Track Temperature**



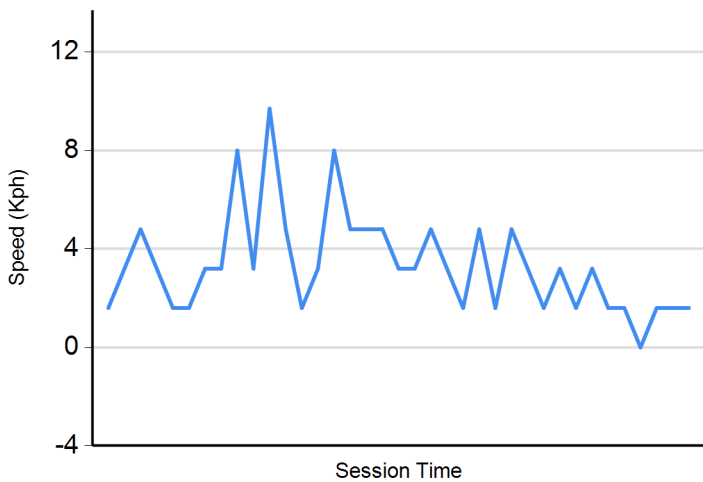
**Humidity**



**Pressure**

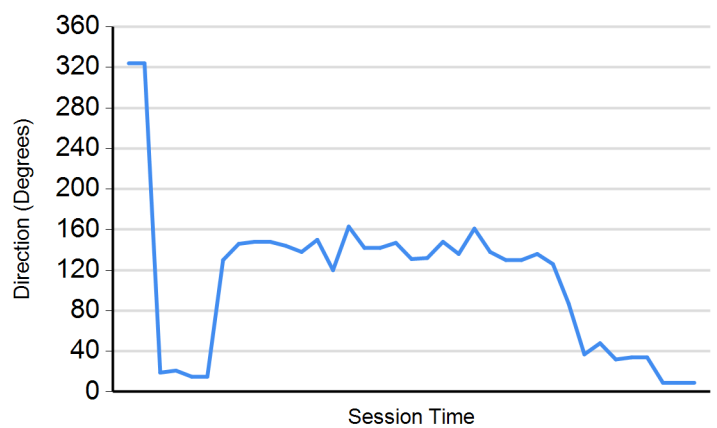


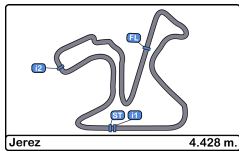
**Wind Speed**



**Wind direction**

North = 0°/360° Est = 90° South = 180° West = 270°






**Circuito de Jerez**  
**Championnat de France F4**  
**Private Test 1 - 2**  
**Results**



Cls	N°	Driver	Nat	Team	Class	Cls	Laps	Private Test - 1	Private Test - 2	Best	Gap	Interval	Km/h		
1	23	Caio Collet	BRA				32	<b>1:50.853</b>	12	1:51.157	14	<b>1:50.853</b>	143.8		
2	21	Théo Pourchaire	FRA		Junior	1	32	<b>1:50.983</b>	12	1:51.584	8	<b>1:50.983</b>	0.130	0.130	143.6
3	5	Adam Eteki	FRA				33	<b>1:51.164</b>	15	1:51.496	8	<b>1:51.164</b>	0.311	0.181	143.3
4	27	Ugo De Wilde	BEL				31	<b>1:51.228</b>	12	1:51.726	7	<b>1:51.228</b>	0.375	0.064	143.3
5	31	Ulysse De Pauw	BEL				32	<b>1:51.307</b>	10	1:51.969	9	<b>1:51.307</b>	0.454	0.079	143.2
6	22	Théo Nouet	FRA				33	<b>1:51.373</b>	9	1:52.176	4	<b>1:51.373</b>	0.520	0.066	143.1
7	30	Esteban Muth	DEU				32	<b>1:51.472</b>	15	1:51.932	5	<b>1:51.472</b>	0.619	0.099	143.0
8	11	Pierre-Louis Chovet	FRA				32	<b>1:51.632</b>	16	1:51.711	5	<b>1:51.632</b>	0.779	0.160	142.7
9	16	Sacha Lehmann	FRA				33	<b>1:51.652</b>	14	1:52.212	5	<b>1:51.652</b>	0.799	0.020	142.7
10	28	Alessandro Ghiretti	FRA				30	<b>1:51.794</b>	11	1:52.468	6	<b>1:51.794</b>	0.941	0.142	142.5
11	10	Reshad De Gerus	FRA		Junior	2	32	<b>1:51.924</b>	9	1:52.110	8	<b>1:51.924</b>	1.071	0.130	142.4
12	18	Matéo Herrero	FRA				32	<b>1:52.209</b>	10	1:52.674	4	<b>1:52.209</b>	1.356	0.285	142.0
13	87	O'Neill Muth	DEU		Junior	3	28	1:52.722	8	<b>1:52.250</b>	5	<b>1:52.250</b>	1.397	0.041	142.0
14	51	Shihab Al Habsi	OM		Junior	4	29	<b>1:52.604</b>	15	1:52.677	5	<b>1:52.604</b>	1.751	0.354	141.5
15	4	Baptiste Moulin	BEL				23	<b>1:53.306</b>	17	1:53.546	5	<b>1:53.306</b>	2.453	0.702	140.6

Published at:.....

<b>Stewards:</b>	<b>Race Director:</b>	<b>Timekeeper:</b> 
------------------	-----------------------	---

