

**Circuito de Jerez**  
**Championnat de France F4**  
**Private Test - 1**  
**Provisional Results**



Cls	N°	Driver	Nat	Team	Class	Cls	Laps	Best	Time	Gap	Interval	Km/h
1	23	Caio Collet	BRA				17	12	1:50.853			143.8
2	21	Théo Pourchaire	FRA		Junior	1	17	12	1:50.983	0.130	0.130	143.6
3	5	Adam Eteki	FRA				17	15	1:51.164	0.311	0.181	143.3
4	27	Ugo De Wilde	BEL				17	12	1:51.228	0.375	0.064	143.3
5	31	Ulysse De Pauw	BEL				17	10	1:51.307	0.454	0.079	143.2
6	22	Théo Nouet	FRA				17	9	1:51.373	0.520	0.066	143.1
7	30	Esteban Muth	DEU				17	15	1:51.472	0.619	0.099	143.0
8	11	Pierre-Louis Chovet	FRA				17	16	1:51.632	0.779	0.160	142.7
9	16	Sacha Lehmann	FRA				17	14	1:51.652	0.799	0.020	142.7
10	28	Alessandro Ghiretti	FRA				15	11	1:51.794	0.941	0.142	142.5
11	10	Reshad De Gerus	FRA		Junior	2	17	9	1:51.924	1.071	0.130	142.4
12	18	Matéo Herrero	FRA				17	10	1:52.209	1.356	0.285	142.0
13	51	Shihab Al Habsi	OMN		Junior	3	16	15	1:52.604	1.751	0.395	141.5
14	87	O'Neill Muth	DEU		Junior	4	16	8	1:52.722	1.869	0.118	141.4
15	4	Baptiste Moulin	BEL				17	17	1:53.306	2.453	0.584	140.6

Published at:.....

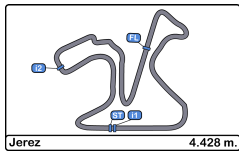
Track Temp: **25.3 °C** Air Temp: **26.6 °C** Humidity: **34 %** Track Status: **DRY**

Stewards:

Race Director:

Timekeeper:





**Circuito de Jerez**  
**Championnat de France F4**  
**Private Test - 1**  
**Lap Analysis**



4

Baptiste Moulin

10

Reshad De Gerus

Junior

Lap	D	Time	Sector 1	Sector 2	Sector 3	T. Spd	Elapsed	Lap	D	Time	Sector 1	Sector 2	Sector 3	T. Spd	Elapsed
1		10:50:18.372	P		10:50:18.372		10:50:18.372	1		10:50:21.497	P		10:50:21.497		10:50:21.497
2		2:13.000	54.039	36.817	42.144	138.8	10:52:31.372	2		2:13.160	52.885	38.136	42.139	125.7	10:52:34.657
3		1:58.585	44.742	33.546	40.297	186.8	10:54:29.957	3		1:56.300	43.985	32.392	39.923	173.9	10:54:30.957
4		1:55.704	43.175	32.103	40.426	190.8	10:56:25.661	4		2:01.556	43.378	34.283	43.895	189.4	10:56:32.513
5		1:54.816	43.303	31.802	39.711	191.1	10:58:20.477	5		1:52.117	42.545	30.722	38.850	189.8	10:58:24.630
6		1:54.545	43.132	31.497	39.916	189.8	11:00:15.022	6		1:52.021	42.466	30.876	38.679	190.4	11:00:16.651
7		1:54.414	42.965	31.670	39.779	189.4	11:02:09.436	7		1:53.042	42.409	30.970	39.663	190.4	11:02:09.693
8		1:56.526	42.967	33.209	40.350	189.8	11:04:05.962	8		1:52.401	42.782	30.880	38.739	190.8	11:04:02.094
9		1:54.059	43.162	31.258	39.639	189.1	11:06:00.021	9		1:51.924	42.519	30.753	38.652	189.8	11:05:54.018
10		1:53.373	42.813	31.180	39.380	190.4	11:07:53.394	10		1:52.365	42.471	30.608	39.286	190.4	11:07:46.383
11		1:53.680	42.804	31.319	39.557	189.8	11:09:47.074	11		1:53.967	43.140	31.137	39.690	190.8	11:09:40.350
12		1:53.894	43.152	31.284	39.458	190.8	11:11:40.968	12		1:52.025	42.449	30.653	38.923	190.1	11:11:32.375
13		1:53.469	42.740	31.196	39.533	191.8	11:13:34.437	13		1:52.277	42.458	30.951	38.868	190.4	11:13:24.652
14		1:53.677	42.724	31.610	39.343	190.1	11:15:28.114	14		1:52.591	42.616	31.036	38.939	190.4	11:15:17.243
15		1:53.468	42.736	31.113	39.619	190.4	11:17:21.582	15		1:52.131	42.378	30.864	38.889	191.4	11:17:09.374
16		1:53.388	42.749	31.113	39.526	190.1	11:19:14.970	16		1:52.178	42.322	30.973	38.883	192.1	11:19:01.552
17		1:53.306	42.892	31.105	39.309	190.4	11:21:08.276	17		1:52.205	42.435	30.830	38.940	190.8	11:20:53.757
18			47.040	35.460		183.6		18			46.348	32.529		186.8	

5

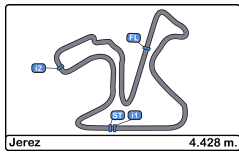
Adam Eteki

11

Pierre-Louis Chovet

Lap	D	Time	Sector 1	Sector 2	Sector 3	T. Spd	Elapsed	Lap	D	Time	Sector 1	Sector 2	Sector 3	T. Spd	Elapsed
1		10:50:05.744	P		10:50:05.744		10:50:05.744	1		10:50:19.649	P		10:50:19.649		10:50:19.649
2		2:04.320	51.257	32.984	40.079	179.7	10:52:10.064	2		2:30.375	53.971	51.823	44.581	100.6	10:52:50.024
3		1:54.496	43.541	31.623	39.332	186.8	10:54:04.560	3		1:56.709	44.314	32.453	39.942	187.1	10:54:46.733
4		1:53.172	42.795	31.387	38.990	188.4	10:55:57.732	4		1:53.542	43.227	31.118	39.197	189.1	10:56:40.275
5		1:52.119	42.558	30.808	38.753	188.8	10:57:49.851	5		1:53.226	42.793	31.123	39.310	189.4	10:58:33.501
6		1:51.824	42.372	30.923	38.529	189.8	10:59:41.675	6		1:52.182	42.578	30.772	38.832	190.1	11:00:25.683
7		1:51.888	42.520	30.855	38.513	189.4	11:01:33.563	7		1:52.057	42.376	30.742	38.939	190.1	11:02:17.740
8		1:51.604	42.262	30.779	38.563	190.8	11:03:25.167	8		1:52.111	42.529	30.703	38.879	190.1	11:04:09.851
9		1:51.628	42.327	30.694	38.607	190.1	11:05:16.795	9		1:52.139	42.448	30.847	38.844	190.4	11:06:01.990
10		2:16.192	53.443	39.148	43.601	144.1	11:07:32.987	10		1:51.917	42.279	30.746	38.892	191.4	11:07:53.907
11		1:51.896	42.688	30.642	38.566	190.4	11:09:24.883	11		1:53.040	42.583	31.254	39.203	191.4	11:09:46.947
12		1:51.297	42.111	30.549	38.637	191.1	11:11:16.180	12		1:51.948	42.321	30.835	38.792	190.1	11:11:38.895
13		1:51.597	42.350	30.495	38.752	190.8	11:13:07.777	13		1:51.714	42.314	30.772	38.628	190.8	11:13:30.609
14		2:00.484	50.806	31.181	38.497	171.9	11:15:08.261	14		1:51.916	42.338	30.656	38.922	190.8	11:15:22.525
15		1:51.164	42.223	30.425	38.516	190.8	11:16:59.425	15		1:52.142	42.496	30.729	38.917	191.1	11:17:14.667
16		1:51.494	42.084	30.758	38.652	191.8	11:18:50.919	16		1:51.632	42.322	30.657	38.653	191.4	11:19:06.299
17		1:52.093	42.265	30.659	39.169	191.1	11:20:43.012	17		1:51.659	42.390	30.612	38.657	191.4	11:20:57.958
18			42.879	32.063		192.1		18			44.081	31.781		187.8	





**Circuito de Jerez**  
**Championnat de France F4**  
**Private Test - 1**  
**Lap Analysis**



16

Sacha Lehmann

21

Théo Pourchaire

Junior

Lap	D	Time	Sector 1	Sector 2	Sector 3	T. Spd	Elapsed	Lap	D	Time	Sector 1	Sector 2	Sector 3	T. Spd	Elapsed
1		10:50:12.899	P				10:50:12.899	1		10:50:15.825	P				10:50:15.825
2		2:09.095	52.281	35.441	41.373	178.2	10:52:21.994	2		2:13.878	55.777	35.749	42.352	138.6	10:52:29.703
3		1:59.165	44.805	33.582	40.778	185.8	10:54:21.159	3		1:58.131	45.397	32.832	39.902	162.4	10:54:27.834
4		1:54.502	43.220	31.997	39.285	187.8	10:56:15.661	4		1:56.462	43.502	33.012	39.948	183.0	10:56:24.296
5		1:53.698	42.924	31.649	39.125	188.4	10:58:09.359	5		1:52.806	42.692	31.168	38.946	189.4	10:58:17.102
6		1:52.704	42.695	31.234	38.775	188.8	11:00:02.063	6		1:52.184	42.596	30.860	38.728	189.4	11:00:09.286
7		1:54.740	43.231	32.670	38.839	164.6	11:01:56.803	7		1:52.185	42.420	30.671	39.094	190.8	11:02:01.471
8		1:52.185	42.261	31.081	38.843	190.4	11:03:48.988	8		1:51.686	42.507	30.689	38.490	189.8	11:03:53.157
9		1:52.001	42.367	30.853	38.781	190.1	11:05:40.989	9		1:51.739	42.414	30.564	38.761	189.4	11:05:44.896
10		1:56.491	42.413	30.903	43.175	190.1	11:07:37.480	10		1:51.632	42.504	30.607	38.521	190.1	11:07:36.528
11		2:06.582	47.378	33.794	45.410	173.3	11:09:44.062	11		1:51.370	42.224	30.656	38.490	190.1	11:09:27.898
12		1:51.908	42.457	30.823	38.628	190.1	11:11:35.970	12		1:50.983	42.170	30.335	38.478	190.8	11:11:18.881
13		1:51.852	42.461	30.785	38.606	190.4	11:13:27.822	13		2:01.795	43.992	34.222	43.581	151.2	11:13:20.676
14		1:51.652	42.261	30.835	38.556	190.4	11:15:19.474	14		1:55.790	44.459	32.190	39.141	141.7	11:15:16.466
15		1:51.828	42.309	30.798	38.721	191.8	11:17:11.302	15		1:51.975	42.662	30.567	38.746	188.1	11:17:08.441
16		1:59.136	42.477	31.403	45.256	191.1	11:19:10.438	16		1:51.296	42.290	30.369	38.637	190.1	11:18:59.737
17		1:52.042	42.445	30.898	38.699	192.1	11:21:02.480	17		1:51.459	42.311	30.611	38.537	190.1	11:20:51.196
18		46.914	36.912			190.8		18		42.253	30.571		190.4		

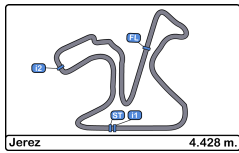
18

Matéo Herrero

22

Théo Nouet

Lap	D	Time	Sector 1	Sector 2	Sector 3	T. Spd	Elapsed	Lap	D	Time	Sector 1	Sector 2	Sector 3	T. Spd	Elapsed
1		10:50:16.795	P				10:50:16.795	1		10:50:27.860	P				10:50:27.860
2		2:13.509	55.196	35.970	42.343	135.8	10:52:30.304	2		2:05.028	49.889	33.695	41.444	167.4	10:52:32.888
3		1:58.863	45.313	33.423	40.127	167.7	10:54:29.167	3		1:57.782	44.200	33.353	40.229	190.4	10:54:30.670
4		1:55.277	43.208	32.251	39.818	188.4	10:56:24.444	4		2:03.956	53.479	31.452	39.025	187.8	10:56:34.626
5		1:53.470	43.148	31.222	39.100	190.1	10:58:17.914	5		1:53.003	43.187	31.045	38.771	189.1	10:58:27.629
6		1:52.730	42.709	31.062	38.959	190.8	11:00:10.644	6		1:51.859	42.523	30.714	38.622	190.4	11:00:19.488
7		1:52.476	42.652	30.896	38.928	189.8	11:02:03.120	7		1:51.584	42.357	30.585	38.642	190.4	11:02:11.072
8		1:52.295	42.572	30.927	38.796	190.4	11:03:55.415	8		1:52.155	42.203	31.287	38.665	191.8	11:04:03.227
9		1:52.254	42.489	30.817	38.948	190.8	11:05:47.669	9		1:51.373	42.086	30.657	38.630	192.1	11:05:54.600
10		1:52.209	42.547	30.746	38.916	190.8	11:07:39.878	10		1:51.565	42.306	30.637	38.622	192.1	11:07:46.165
11		1:52.281	42.506	30.816	38.959	191.1	11:09:32.159	11		1:51.793	42.263	30.733	38.797	190.8	11:09:37.958
12		1:52.452	42.610	30.935	38.907	190.1	11:11:24.611	12		1:51.691	42.350	30.696	38.645	190.8	11:11:29.649
13		1:53.812	42.432	31.004	40.376	191.4	11:13:18.423	13		1:51.657	42.159	30.810	38.688	190.8	11:13:21.306
14		1:59.834	44.091	36.302	39.441	121.2	11:15:18.257	14		1:52.783	42.436	30.571	39.776	191.1	11:15:14.089
15		1:52.342	42.682	30.644	39.016	190.4	11:17:10.599	15		1:51.998	42.529	30.760	38.709	190.4	11:17:06.087
16		1:52.366	42.606	30.641	39.119	190.8	11:19:02.965	16		1:51.569	42.249	30.741	38.579	190.4	11:18:57.656
17		1:52.479	42.724	30.836	38.919	191.1	11:20:55.444	17		2:02.987	42.218	35.438	45.331	191.1	11:21:00.643
18		46.911	33.765			167.1		18		44.139	32.814		187.1		



**Circuito de Jerez**  
**Championnat de France F4**  
**Private Test - 1**  
**Lap Analysis**



23

Caio Collet

28

Alessandro Ghiretti

Lap D	Time	Sector 1	Sector 2	Sector 3	T. Spd	Elapsed	Lap D	Time	Sector 1	Sector 2	Sector 3	T. Spd	Elapsed
1	10:50:11.167 P			10:50:11.167		10:50:11.167	1	10:51:33.679 P			10:51:33.679		10:51:33.679
2	2:06.858	50.361	34.496	42.001	167.1	10:52:18.025	2	2:04.966	50.251	33.645	41.070	183.0	10:53:38.645
3	1:55.109	43.666	31.962	39.481	188.1	10:54:13.134	3	1:54.995	43.892	31.642	39.461	186.8	10:55:33.640
4	1:53.234	42.926	31.165	39.143	188.4	10:56:06.368	4	1:53.528	42.967	31.086	39.475	188.1	10:57:27.168
5	1:52.247	42.549	30.883	38.815	188.8	10:57:58.615	5	1:53.391	43.146	31.100	39.145	188.8	10:59:20.559
6	1:51.542	42.169	30.693	38.680	189.8	10:59:50.157	6	1:52.443	42.778	30.770	38.895	189.4	11:01:13.002
7	1:51.020	42.062	30.388	38.570	189.8	11:01:41.177	7	1:52.496	42.959	30.901	38.636	189.4	11:03:05.498
8	1:50.969	41.992	30.382	38.595	188.4	11:03:32.146	8	1:52.581	42.770	30.848	38.963	189.8	11:04:58.079
9	1:51.127	42.069	30.363	38.695	188.8	11:05:23.273	9	1:52.000	42.546	30.696	38.758	188.8	11:06:50.079
10	2:11.491	45.083	42.131	44.277	155.1	11:07:34.764	10	1:51.972	42.599	30.664	38.709	189.4	11:08:42.051
11	1:51.259	42.144	30.500	38.615	190.8	11:09:26.023	11	1:51.794	42.431	30.662	38.701	189.4	11:10:33.845
12	1:50.853	42.038	30.329	38.486	191.4	11:11:16.876	12	3:47.344 P	42.442	30.973	2:33.929	190.1	11:14:21.189
13	1:53.369	42.141	30.577	40.651	191.4	11:13:10.245	13	1:56.815	46.821	30.945	39.049	189.8	11:16:18.004
14	1:52.374	42.973	30.841	38.560	189.4	11:15:02.619	14	1:54.655	42.407	30.751	41.497	189.1	11:18:12.659
15	1:50.988	42.122	30.387	38.479	190.1	11:16:53.607	15	1:52.522	42.554	30.633	39.335	189.8	11:20:05.181
16	1:50.959	42.067	30.347	38.545	189.1	11:18:44.566	16		42.545	31.015		189.4	
17	2:01.662	44.508	32.016	45.138	176.4	11:20:46.228							
18		42.774	31.584		187.8								

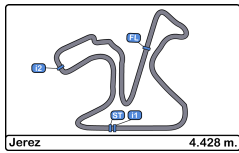
30

Esteban Muth

27

Ugo De Wilde

Lap D	Time	Sector 1	Sector 2	Sector 3	T. Spd	Elapsed	Lap D	Time	Sector 1	Sector 2	Sector 3	T. Spd	Elapsed
1	10:50:25.261 P			10:50:25.261		10:50:25.261	1	10:50:26.662 P			10:50:26.662		10:50:26.662
2	2:04.709	49.292	34.272	41.145	181.8	10:52:29.970	2	2:04.995	50.013	33.475	41.507	178.5	10:52:31.657
3	1:56.076	43.963	32.257	39.856	180.0	10:54:26.046	3	1:56.969	44.630	32.349	39.990	188.8	10:54:28.626
4	1:53.534	42.977	31.237	39.320	189.4	10:56:19.580	4	1:54.149	43.035	31.552	39.562	187.8	10:56:22.775
5	1:52.634	42.687	30.840	39.107	189.4	10:58:12.214	5	1:53.110	42.663	31.113	39.334	190.1	10:58:15.885
6	1:51.861	42.470	30.576	38.815	190.8	11:00:04.075	6	1:53.022	43.033	30.995	38.994	188.8	11:00:08.907
7	1:51.553	42.318	30.391	38.844	191.4	11:01:55.628	7	1:52.946	42.256	30.914	39.776	190.4	11:02:01.853
8	1:51.642	42.349	30.397	38.896	191.1	11:03:47.270	8	1:52.344	42.570	30.874	38.900	192.1	11:03:54.197
9	1:51.443	42.259	30.496	38.688	190.8	11:05:38.713	9	1:52.131	42.327	30.879	38.925	191.1	11:05:46.328
10	1:52.215	42.301	30.460	39.454	190.4	11:07:30.928	10	1:52.698	42.493	30.587	39.618	191.1	11:07:39.026
11	1:51.334	42.343	30.342	38.649	190.8	11:09:22.262	11	1:52.185	42.527	30.757	38.901	190.1	11:09:31.211
12	1:51.228	42.220	30.341	38.667	190.4	11:11:13.490	12	1:51.755	42.203	30.736	38.816	191.4	11:11:22.966
13	2:06.176	48.042	38.322	39.812	147.3	11:13:19.666	13	1:52.203	42.116	31.255	38.832	191.1	11:13:15.169
14	1:51.726	42.501	30.342	38.883	191.8	11:15:11.392	14	1:51.764	42.337	30.590	38.837	190.1	11:15:06.933
15	1:51.417	42.244	30.386	38.787	190.8	11:17:02.809	15	1:51.472	42.141	30.613	38.718	191.4	11:16:58.405
16	1:51.425	42.274	30.439	38.712	191.4	11:18:54.234	16	1:51.607	42.348	30.495	38.764	190.8	11:18:50.012
17	1:58.522	43.722	35.636	39.164	135.0	11:20:52.756	17	1:52.226	42.175	30.919	39.132	192.8	11:20:42.238
18		47.991	32.589		175.3		18		42.738	30.603		190.4	



**Circuito de Jerez**  
**Championnat de France F4**  
**Private Test - 1**  
**Lap Analysis**



31

Ulysse De Pauw

87

O'Neill Muth

Junior

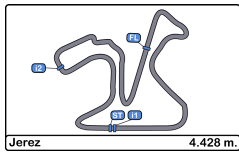
Lap	D	Time	Sector 1	Sector 2	Sector 3	T. Spd	Elapsed	Lap	D	Time	Sector 1	Sector 2	Sector 3	T. Spd	Elapsed	
1		10:50:32.851	P		10:50:32.851		10:50:32.851	1		10:50:09.608	P		10:50:09.608		10:50:09.608	
2		2:09.525	52.259	35.687	41.579	150.6	10:52:42.376	2		3:28.749	P	50.601	33.342	2:04.806	181.2	10:53:38.357
3		1:55.846	44.234	31.921	39.691	186.5	10:54:38.222	3		1:59.193		46.901	32.048	40.244	185.8	10:55:37.550
4		1:53.462	42.995	30.996	39.471	189.8	10:56:31.684	4		1:54.781		43.404	31.872	39.505	187.8	10:57:32.331
5		1:52.326	42.550	30.867	38.909	189.1	10:58:24.010	5		1:54.092		43.072	31.445	39.575	188.4	10:59:26.423
6		1:51.862	42.357	30.689	38.816	190.8	11:00:15.872	6		1:53.576		42.899	31.278	39.399	188.8	11:01:19.999
7		1:52.611	42.518	31.110	38.983	191.4	11:02:08.483	7		1:52.834		42.636	31.088	39.110	189.4	11:03:12.833
8		1:51.728	42.250	30.590	38.888	190.8	11:04:00.211	8		1:52.722		42.596	31.081	39.045	189.8	11:05:05.555
9		1:51.588	42.262	30.672	38.654	190.8	11:05:51.799	9		1:52.825		42.620	31.065	39.140	189.1	11:06:58.380
10		1:51.307	42.220	30.516	38.571	191.1	11:07:43.106	10		2:24.689		58.987	42.900	42.802	129.9	11:09:23.069
11		1:51.420	42.210	30.483	38.727	191.8	11:09:34.526	11		1:54.301		42.924	30.984	40.393	189.8	11:11:17.370
12		1:51.474	42.224	30.642	38.608	191.8	11:11:26.000	12		1:53.804		43.253	30.900	39.651	188.1	11:13:11.174
13		1:51.541	42.065	30.618	38.858	192.1	11:13:17.541	13		1:53.257		42.888	31.425	38.944	191.4	11:15:04.431
14		2:07.082	46.791	40.081	40.210	135.6	11:15:24.623	14		1:52.790		42.610	31.069	39.111	191.1	11:16:57.221
15		1:52.146	42.507	30.774	38.865	190.4	11:17:16.769	15		1:57.247		43.941	33.346	39.960	148.7	11:18:54.468
16		1:51.364	42.169	30.530	38.665	190.8	11:19:08.133	16		1:52.930		42.952	30.784	39.194	190.1	11:20:47.398
17		1:51.552	42.226	30.519	38.807	191.8	11:20:59.685	17				42.650	31.291		190.1	
18			43.979	33.055		185.8										

51

Shihab Al Habsi

Junior

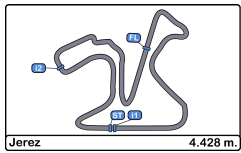
Lap	D	Time	Sector 1	Sector 2	Sector 3	T. Spd	Elapsed	
1		10:50:22.409	P		10:50:22.409		10:50:22.409	
2		2:09.967	52.411	35.797	41.759	135.3	10:52:32.376	
3		1:58.015	44.475	33.100	40.440	189.1	10:54:30.391	
4		1:55.023	43.175	32.007	39.841	190.8	10:56:25.414	
5		1:53.363	42.940	31.383	39.040	190.8	10:58:18.777	
6		1:53.241	42.849	31.336	39.056	191.4	11:00:12.018	
7		2:38.490	P	42.689	31.548	1:24.253	190.8	11:02:50.508
8		2:09.693	58.312	32.078	39.303	178.8	11:05:00.201	
9		1:53.912	43.134	31.685	39.093	188.4	11:06:54.113	
10		1:53.480	43.141	31.326	39.013	189.1	11:08:47.593	
11		1:53.118	42.787	31.288	39.043	190.1	11:10:40.711	
12		2:29.071	48.628	57.454	42.989	86.1	11:13:09.782	
13		1:53.969	43.975	31.182	38.812	189.8	11:15:03.751	
14		1:52.935	42.648	31.304	38.983	191.1	11:16:56.686	
15		1:52.604	42.774	31.068	38.762	190.8	11:18:49.290	
16		1:53.414	42.610	31.424	39.380	190.4	11:20:42.704	
17			42.921	31.448		190.4		



**Circuito de Jerez**  
**Championnat de France F4**  
**Private Test - 1**  
**Best Sectors Results**



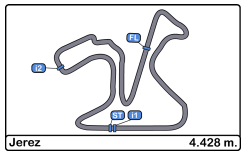
Sector - 1			Sector - 2			Sector - 3			Ideal Lap vs Best Lap						
Clas	Nº	Driver	Time	Nº	Driver	Time	Nº	Driver	Time	Clas	Nº	Driver	Ideal Lap	Best Lap	Clas
1	23	Caio Collet	41.992	23	Caio Collet	30.329	21	Théo Pourchaire	38.478	1	23	Caio Collet	1:50.800	1:50.853	1
2	31	Ulysse De Pauw	42.065	21	Théo Pourchaire	30.335	23	Caio Collet	38.479	2	21	Théo Pourchaire	1:50.983	1:50.983	2
3	5	Adam Eteki	42.084	27	Ugo De Wilde	30.341	5	Adam Eteki	38.497	3	5	Adam Eteki	1:51.006	1:51.164	3
4	22	Théo Nouet	42.086	5	Adam Eteki	30.425	16	Sacha Lehmann	38.556	4	31	Ulysse De Pauw	1:51.119	1:51.307	5
5	30	Esteban Muth	42.116	31	Ulysse De Pauw	30.483	31	Ulysse De Pauw	38.571	5	27	Ugo De Wilde	1:51.210	1:51.228	4
6	21	Théo Pourchaire	42.170	30	Esteban Muth	30.495	22	Théo Nouet	38.579	6	22	Théo Nouet	1:51.236	1:51.373	6
7	27	Ugo De Wilde	42.220	22	Théo Nouet	30.571	11	Pierre-Louis Chovet	38.628	7	30	Esteban Muth	1:51.329	1:51.472	7
8	16	Sacha Lehmann	42.261	10	Reshad De Gerus	30.608	28	Alessandro Ghiretti	38.636	8	11	Pierre-Louis Chovet	1:51.519	1:51.632	8
9	11	Pierre-Louis Chovet	42.279	11	Pierre-Louis Chovet	30.612	27	Ugo De Wilde	38.649	9	10	Reshad De Gerus	1:51.582	1:51.924	11
10	10	Reshad De Gerus	42.322	28	Alessandro Ghiretti	30.633	10	Reshad De Gerus	38.652	10	16	Sacha Lehmann	1:51.602	1:51.652	9
11	28	Alessandro Ghiretti	42.407	18	Matéo Herrero	30.641	30	Esteban Muth	38.718	11	28	Alessandro Ghiretti	1:51.676	1:51.794	10
12	18	Matéo Herrero	42.432	87	O'Neill Muth	30.784	51	Shihab Al Habsi	38.762	12	18	Matéo Herrero	1:51.869	1:52.209	12
13	87	O'Neill Muth	42.596	16	Sacha Lehmann	30.785	18	Matéo Herrero	38.796	13	87	O'Neill Muth	1:52.324	1:52.722	14
14	51	Shihab Al Habsi	42.610	51	Shihab Al Habsi	31.068	87	O'Neill Muth	38.944	14	51	Shihab Al Habsi	1:52.440	1:52.604	13
15	4	Baptiste Moulin	42.724	4	Baptiste Moulin	31.105	4	Baptiste Moulin	39.309	15	4	Baptiste Moulin	1:53.138	1:53.306	15



Circuito de Jerez  
Championnat de France F4  
Private Test - 1  
Best 5 Lap Times



Cls	N°	Driver	Nat	Team	Class	Best 1		Best 2		Best 3		Best 4		Best 5	
						Time	Lap	Time	Lap	Time	Lap	Time	Lap	Time	Lap
1	23	Caio Collet	BRA			1:50.853	12	1:50.959	16	1:50.969	8	1:50.988	15	1:51.020	7
2	21	Théo Pourchaire	FRA		Junior	1:50.983	12	1:51.296	16	1:51.370	11	1:51.459	17	1:51.632	10
3	5	Adam Eteki	FRA			1:51.164	15	1:51.297	12	1:51.494	16	1:51.597	13	1:51.604	8
4	27	Ugo De Wilde	BEL			1:51.228	12	1:51.334	11	1:51.417	15	1:51.425	16	1:51.443	9
5	31	Ulysse De Pauw	BEL			1:51.307	10	1:51.364	16	1:51.420	11	1:51.474	12	1:51.541	13
6	22	Théo Nouet	FRA			1:51.373	9	1:51.565	10	1:51.569	16	1:51.584	7	1:51.657	13
7	30	Esteban Muth	DEU			1:51.472	15	1:51.607	16	1:51.755	12	1:51.764	14	1:52.131	9
8	11	Pierre-Louis Chovet	FRA			1:51.632	16	1:51.659	17	1:51.714	13	1:51.916	14	1:51.917	10
9	16	Sacha Lehmann	FRA			1:51.652	14	1:51.828	15	1:51.852	13	1:51.908	12	1:52.001	9
10	28	Alessandro Ghiretti	FRA			1:51.794	11	1:51.972	10	1:52.000	9	1:52.443	6	1:52.496	7
11	10	Reshad De Gerus	FRA		Junior	1:51.924	9	1:52.021	6	1:52.025	12	1:52.117	5	1:52.131	15
12	18	Matéo Herrero	FRA			1:52.209	10	1:52.254	9	1:52.281	11	1:52.295	8	1:52.342	15
13	51	Shihab Al Habsi	OMN		Junior	1:52.604	15	1:52.935	14	1:53.118	11	1:53.241	6	1:53.363	5
14	87	O'Neill Muth	DEU		Junior	1:52.722	8	1:52.790	14	1:52.825	9	1:52.834	7	1:52.930	16
15	4	Baptiste Moulin	BEL			1:53.306	17	1:53.373	10	1:53.388	16	1:53.468	15	1:53.469	13

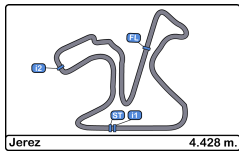


**Circuito de Jerez**  
**Championnat de France F4**  
**Private Test - 1**  
**Best 5 Top Speeds**



Cls	N°	Driver	Nat	Team	Class	Top 1		Top 2		Top 3		Top 4		Top 5		Avg
						Km/h	Lap	Km/h	Lap	Km/h	Lap	Km/h	Lap	Km/h	Lap	
1	30	Esteban Muth	DEU			192.8	17	192.1	8	191.4	12	191.4	15	191.1	9	191.8
2	5	Adam Eteki	FRA			192.1	18	191.8	16	191.1	12	191.1	17	190.8	8	191.4
3	10	Reshad De Gerus	FRA		Junior	192.1	16	191.4	15	190.8	8	190.8	11	190.8	17	191.2
4	16	Sacha Lehmann	FRA			192.1	17	191.8	15	191.1	16	190.8	18	190.4	8	191.2
5	22	Théo Nouet	FRA			192.1	9	192.1	10	191.8	8	191.1	14	191.1	17	191.6
6	31	Ulysse De Pauw	BEL			192.1	13	191.8	11	191.8	12	191.8	17	191.4	7	191.8
7	4	Baptiste Moulin	BEL			191.8	13	191.1	5	190.8	4	190.8	12	190.4	10	191.0
8	27	Ugo De Wilde	BEL			191.8	14	191.4	7	191.4	16	191.1	8	190.8	6	191.3
9	11	Pierre-Louis Chovet	FRA			191.4	10	191.4	11	191.4	16	191.4	17	191.1	15	191.4
10	18	Matéo Herrero	FRA			191.4	13	191.1	11	191.1	17	190.8	6	190.8	9	191.0
11	23	Caio Collet	BRA			191.4	12	191.4	13	190.8	11	190.1	15	189.8	6	190.7
12	51	Shihab Al Habsi	OMN		Junior	191.4	6	191.1	14	190.8	4	190.8	5	190.8	7	191.0
13	87	O'Neill Muth	DEU		Junior	191.4	13	191.1	14	190.1	16	190.1	17	189.8	8	190.5
14	21	Théo Pourchaire	FRA		Junior	190.8	7	190.8	12	190.4	18	190.1	10	190.1	11	190.4
15	28	Alessandro Ghiretti	FRA			190.1	12	189.8	8	189.8	13	189.8	15	189.4	6	189.8

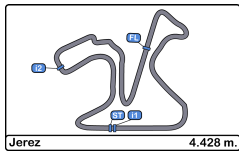




**Circuito de Jerez**  
**Championnat de France F4**  
**Private Test - 1**  
**Fastest Laps Sequence**



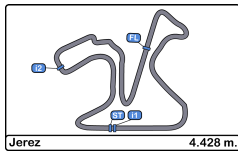
Lap	Time of Day	Session Time	Nº	Driver	Nat	Team	Class	Time	Km/h
2	10:52:10.064	2:10.064	5	Adam Eteki	FRA			<b>2:04.320</b>	128.2
3	10:54:04.560	4:04.560	5	Adam Eteki	FRA			<b>1:54.496</b>	139.2
4	10:55:57.732	5:57.732	5	Adam Eteki	FRA			<b>1:53.172</b>	140.8
5	10:57:49.851	7:49.851	5	Adam Eteki	FRA			<b>1:52.119</b>	142.1
5	10:58:24.630	8:24.630	10	Reshad De Gerus	FRA		Junior	<b>1:52.117</b>	142.1
6	10:59:41.675	9:41.675	5	Adam Eteki	FRA			<b>1:51.824</b>	142.5
6	10:59:50.157	9:50.157	23	Caio Collet	BRA			<b>1:51.542</b>	142.9
7	11:01:41.177	11:41.177	23	Caio Collet	BRA			<b>1:51.020</b>	143.5
8	11:03:32.146	13:32.146	23	Caio Collet	BRA			<b>1:50.969</b>	143.6
12	11:11:16.876	21:16.876	23	Caio Collet	BRA			<b>1:50.853</b>	143.8



Circuito de Jerez  
Championnat de France F4  
Private Test - 1  
Event Best Maximum Speed



N°	Driver	Nat	Team	Class	Km/h	Session
30	Esteban Muth	DEU			192.8	Private Test - 1
22	Théo Nouet	FRA			192.1	Private Test - 1
31	Ulysse De Pauw	BEL			192.1	Private Test - 1
10	Reshad De Gerus	FRA		Junior	192.1	Private Test - 1
16	Sacha Lehmann	FRA			192.1	Private Test - 1
5	Adam Eteki	FRA			192.1	Private Test - 1
4	Baptiste Moulin	BEL			191.8	Private Test - 1
27	Ugo De Wilde	BEL			191.8	Private Test - 1
51	Shihab Al Habsi	OMN		Junior	191.4	Private Test - 1
11	Pierre-Louis Chovet	FRA			191.4	Private Test - 1
23	Caio Collet	BRA			191.4	Private Test - 1
18	Matéo Herrero	FRA			191.4	Private Test - 1
87	O'Neill Muth	DEU		Junior	191.4	Private Test - 1
21	Théo Pourchaire	FRA		Junior	190.8	Private Test - 1
28	Alessandro Ghiretti	FRA			190.1	Private Test - 1



Circuito de Jerez  
Championnat de France F4  
Private Test - 1  
Pit Stop Analysis



28

Alessandro Ghiretti

FRA

Nr.	In Day Time	In Time	Out Time	Pit Time	T. Pit Time	Handicap	Penalty
1	11:12:20.359	11:12:20.359	11:14:21.189	2:00.830	2:00.830		

51

Shihab Al Habsi

Junior

OMN

Nr.	In Day Time	In Time	Out Time	Pit Time	T. Pit Time	Handicap	Penalty
1	11:02:01.984	11:02:01.984	11:02:50.508	48.524	48.524		

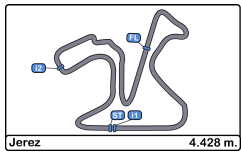
87

O'Neill Muth

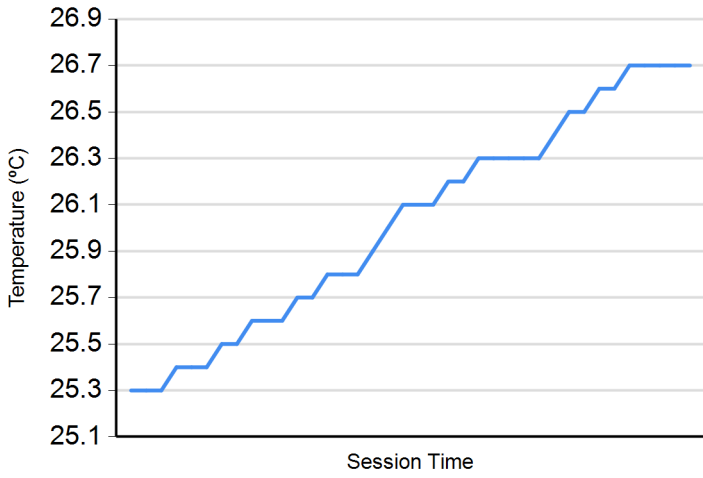
Junior

DEU

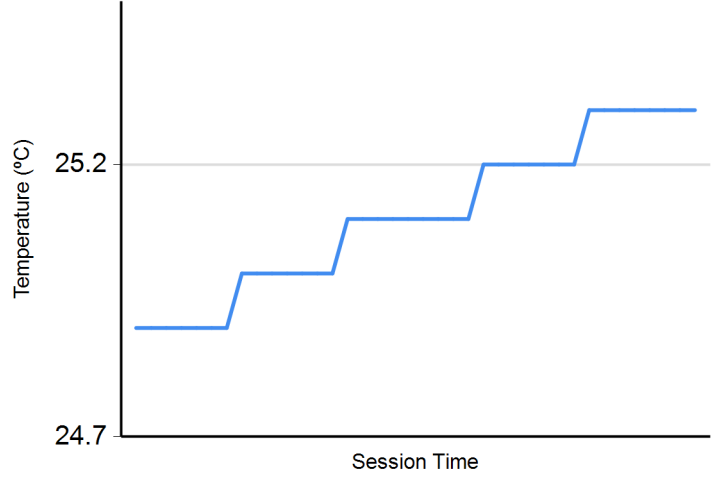
Nr.	In Day Time	In Time	Out Time	Pit Time	T. Pit Time	Handicap	Penalty
1	10:52:09.535	10:52:09.535	10:53:38.357	1:28.822	1:28.822		



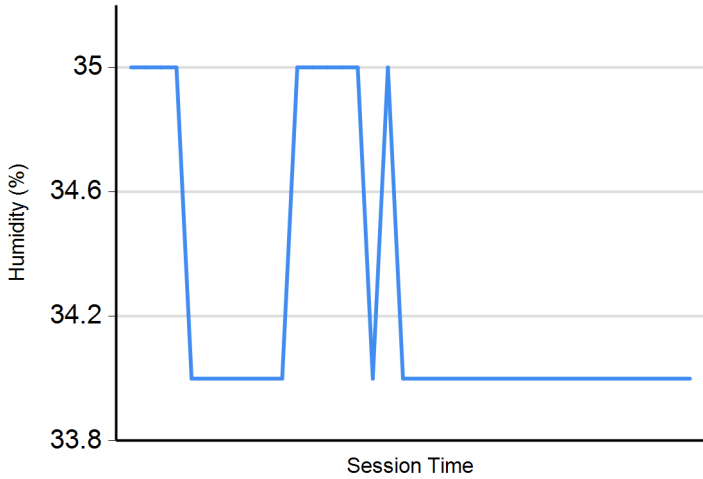
**Air Temperature**



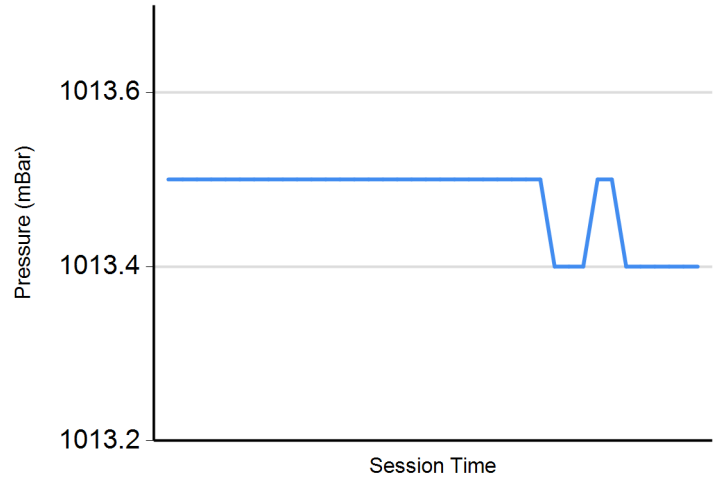
**Track Temperature**



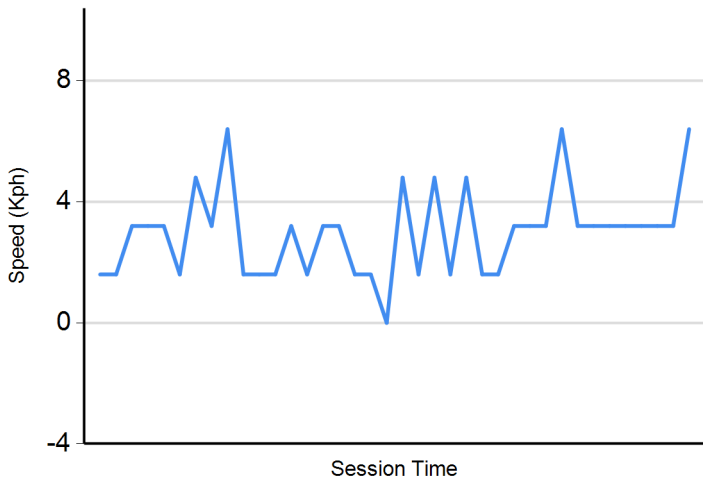
**Humidity**



**Pressure**



**Wind Speed**



**Wind direction**

North = 0°/360° Est = 90° South = 180° West = 270°

