

Circuito de Jerez
Euroformula Open
Free Practice - 1
Provisional Results



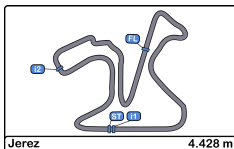
| Clas | Nº | Entrant | Nat | Driver | Nat | Cat | Clas | Chassis | Team | Laps | Best | Time | Gap | Interval | Km/h |
|------|----|-------------------|-----|------------------|-----|-----|------|--------------|-----------------------|------|------|----------|-------|----------|-------|
| 1 | 6 | | | Mercedes | | | | Dallara F312 | | 5 | 4 | 1:36.889 | | | 164.5 |
| 2 | 7 | | | Volkswagen | | | | Dallara F312 | | 3 | 3 | 1:37.218 | 0.329 | 0.329 | 163.9 |
| 3 | 28 | Carlin Motorsport | GBR | Cameron Das | USA | | | Dallara F312 | Carlin Motorsport | 14 | 12 | 1:37.367 | 0.478 | 0.149 | 163.7 |
| 4 | 10 | RACE | ESP | Bent Viscaal | NLD | R | 1 | Dallara F312 | Teo Martin Motorsport | 14 | 13 | 1:37.522 | 0.633 | 0.155 | 163.4 |
| 5 | 4 | RP Motorsport | ITA | Felipe Drugovich | BRA | | | Dallara F312 | RP Motorsport | 14 | 14 | 1:37.829 | 0.940 | 0.307 | 162.9 |
| 6 | 58 | Drivex School | ESP | Javier Gonzalez | MEX | R | 2 | Dallara F312 | Drivex School | 14 | 6 | 1:37.884 | 0.995 | 0.055 | 162.8 |
| 7 | 34 | Carlin Motorsport | GBR | Matheus Iorio | BRA | | | Dallara F312 | Carlin Motorsport | 12 | 12 | 1:37.995 | 1.106 | 0.111 | 162.6 |
| 8 | 11 | Campos Racing | ESP | Petru Florescu | ROU | | | Dallara F312 | Campos Racing | 12 | 10 | 1:38.047 | 1.158 | 0.052 | 162.5 |
| 9 | 77 | RP Motorsport | ITA | Guilherme Samaia | BRA | | | Dallara F312 | RP Motorsport | 15 | 14 | 1:38.281 | 1.392 | 0.234 | 162.1 |
| 10 | 18 | Campos Racing | ESP | Marcos Siebert | ARG | | | Dallara F312 | Campos Racing | 13 | 13 | 1:38.283 | 1.394 | 0.002 | 162.1 |
| 11 | 8 | Drivex School | ESP | Lukas Dunner | AUT | R | 3 | Dallara F312 | Drivex School | 14 | 12 | 1:38.480 | 1.591 | 0.197 | 161.8 |
| 12 | 3 | RP Motorsport | ITA | Christian Hahn | BRA | | | Dallara F312 | RP Motorsport | 15 | 11 | 1:38.814 | 1.925 | 0.334 | 161.3 |
| 13 | 1 | RP Motorsport | ITA | David Schumacher | DEU | R | 4 | Dallara F312 | RP Motorsport | 13 | 13 | 1:39.016 | 2.127 | 0.202 | 160.9 |
| 14 | 51 | RACE | ESP | Aldo Festante | ITA | R | 5 | Dallara F312 | Teo Martin Motorsport | 14 | 13 | 1:39.081 | 2.192 | 0.065 | 160.8 |
| 15 | 5 | Carlin Motorsport | GBR | Dev Gore | USA | R | 6 | Dallara F312 | Carlin Motorsport | 16 | 16 | 1:40.006 | 3.117 | 0.925 | 159.3 |

Published at:.....

Track Temp: 24.8 °C Air Temp: 25.0 °C Humidity: 36 % Track Status: DRY

| | | |
|-----------|----------------|---|
| Stewards: | Race Director: | Timekeeper:  |
|-----------|----------------|---|





Circuito de Jerez
Euroformula Open
Free Practice - 1
Provisional Results by Class



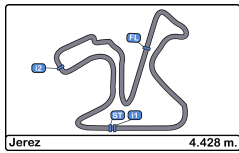
| Clas | Nº | Entrant | Nat | Driver | Nat | Cat | Clas | Chassis | Team | Laps | Best | Time | Gap | Interval | Km/h |
|---------------|----|-------------------|-----|------------------|-----|-----|------|--------------|-----------------------|------|------|----------|-------|----------|-------|
| 1 | 6 | | | Mercedes | | | | Dallara F312 | | 5 | 4 | 1:36.889 | | | 164.5 |
| 2 | 7 | | | Volkswagen | | | | Dallara F312 | | 3 | 3 | 1:37.218 | 0.329 | 0.329 | 163.9 |
| 3 | 28 | Carlin Motorsport | GBR | Cameron Das | USA | | | Dallara F312 | Carlin Motorsport | 14 | 12 | 1:37.367 | 0.478 | 0.149 | 163.7 |
| 4 | 4 | RP Motorsport | ITA | Felipe Drugovich | BRA | | | Dallara F312 | RP Motorsport | 14 | 14 | 1:37.829 | 0.940 | 0.462 | 162.9 |
| 5 | 34 | Carlin Motorsport | GBR | Matheus Iorio | BRA | | | Dallara F312 | Carlin Motorsport | 12 | 12 | 1:37.995 | 1.106 | 0.166 | 162.6 |
| 6 | 11 | Campos Racing | ESP | Petru Florescu | ROU | | | Dallara F312 | Campos Racing | 12 | 10 | 1:38.047 | 1.158 | 0.052 | 162.5 |
| 7 | 77 | RP Motorsport | ITA | Guilherme Samaia | BRA | | | Dallara F312 | RP Motorsport | 15 | 14 | 1:38.281 | 1.392 | 0.234 | 162.1 |
| 8 | 18 | Campos Racing | ESP | Marcos Siebert | ARG | | | Dallara F312 | Campos Racing | 13 | 13 | 1:38.283 | 1.394 | 0.002 | 162.1 |
| 9 | 3 | RP Motorsport | ITA | Christian Hahn | BRA | | | Dallara F312 | RP Motorsport | 15 | 11 | 1:38.814 | 1.925 | 0.531 | 161.3 |
| Rookie | | | | | | | | | | | | | | | |
| 1 | 10 | RACE | ESP | Bent Viscaal | NLD | R | 1 | Dallara F312 | Teo Martin Motorsport | 14 | 13 | 1:37.522 | | | 163.4 |
| 2 | 58 | Drivex School | ESP | Javier Gonzalez | MEX | R | 2 | Dallara F312 | Drivex School | 14 | 6 | 1:37.884 | 0.362 | 0.362 | 162.8 |
| 3 | 8 | Drivex School | ESP | Lukas Dunner | AUT | R | 3 | Dallara F312 | Drivex School | 14 | 12 | 1:38.480 | 0.958 | 0.596 | 161.8 |
| 4 | 1 | RP Motorsport | ITA | David Schumacher | DEU | R | 4 | Dallara F312 | RP Motorsport | 13 | 13 | 1:39.016 | 1.494 | 0.536 | 160.9 |
| 5 | 51 | RACE | ESP | Aldo Festante | ITA | R | 5 | Dallara F312 | Teo Martin Motorsport | 14 | 13 | 1:39.081 | 1.559 | 0.065 | 160.8 |
| 6 | 5 | Carlin Motorsport | GBR | Dev Gore | USA | R | 6 | Dallara F312 | Carlin Motorsport | 16 | 16 | 1:40.006 | 2.484 | 0.925 | 159.3 |

Published at:.....

Track Temp: 24.8 °C Air Temp: 25.0 °C Humidity: 36 % Track Status: DRY

| | | |
|------------------|-----------------------|------------------------|
| Stewards: | Race Director: | Timekeeper: |
|------------------|-----------------------|------------------------|





Circuito de Jerez
Euroformula Open
Free Practice - 1
Lap Analysis



1 David Schumacher R Dallara F312 **5** Dev Gore R Dallara F312
 RP Motorsport Carlin Motorsport

| Lap | D | Time | Sector 1 | Sector 2 | Sector 3 | T. Spd | Elapsed | Lap | D | Time | Sector 1 | Sector 2 | Sector 3 | T. Spd | Elapsed |
|-----|---|----------------|----------|----------|--------------|--------|--------------|-----|---|----------------|----------|----------|--------------|--------|--------------|
| 1 | | 10:12:31.307 P | | | 10:12:31.307 | | 10:12:31.307 | 1 | | 10:10:24.582 P | | | 10:10:24.582 | | 10:10:24.582 |
| 2 | | 1:59.267 | 50.172 | 30.468 | 38.627 | 192.1 | 10:14:30.574 | 2 | | 5:39.057 P | 57.195 | 38.216 | 4:03.646 | 155.3 | 10:16:03.639 |
| 3 | | 1:41.465 | 38.622 | 27.550 | 35.293 | 206.1 | 10:16:12.039 | 3 | | 2:09.787 | 54.064 | 33.231 | 42.492 | 180.6 | 10:18:13.426 |
| 4 | | 1:40.448 | 37.973 | 27.378 | 35.097 | 208.8 | 10:17:52.487 | 4 | | 1:56.975 | 44.576 | 31.784 | 40.615 | 185.5 | 10:20:10.401 |
| 5 | | 5:14.795 P | 46.817 | 38.612 | 3:49.366 | 133.6 | 10:23:07.282 | 5 | | 1:51.386 | 42.567 | 30.296 | 38.523 | 201.8 | 10:22:01.787 |
| 6 | | 1:52.345 | 48.362 | 28.458 | 35.525 | 197.8 | 10:24:59.627 | 6 | | 1:48.796 | 41.140 | 30.272 | 37.384 | 204.9 | 10:23:50.583 |
| 7 | | 1:39.910 | 37.755 | 27.286 | 34.869 | 208.8 | 10:26:39.537 | 7 | | 1:44.661 | 39.362 | 28.818 | 36.481 | 205.7 | 10:25:35.244 |
| 8 | | 1:40.434 | 38.116 | 27.202 | 35.116 | 205.7 | 10:28:19.971 | 8 | | 1:42.807 | 38.820 | 28.322 | 35.665 | 206.5 | 10:27:18.051 |
| 9 | | 5:16.817 P | 37.813 | 27.223 | 4:11.781 | 206.8 | 10:33:36.788 | 9 | | 1:42.358 | 38.726 | 28.130 | 35.502 | 205.7 | 10:29:00.409 |
| 10 | | 1:48.221 | 44.602 | 28.574 | 35.045 | 197.8 | 10:35:25.009 | 10 | | 1:41.943 | 38.512 | 28.001 | 35.430 | 206.1 | 10:30:42.352 |
| 11 | | 1:39.434 | 37.740 | 27.130 | 34.564 | 207.6 | 10:37:04.443 | 11 | | 1:41.504 | 38.419 | 27.648 | 35.437 | 208.4 | 10:32:23.856 |
| 12 | | 1:39.053 | 37.566 | 27.143 | 34.344 | 208.8 | 10:38:43.496 | 12 | | 1:41.212 | 38.002 | 27.906 | 35.304 | 209.7 | 10:34:05.068 |
| 13 | | 1:39.016 | 37.536 | 27.221 | 34.259 | 208.4 | 10:40:22.512 | 13 | | 1:41.348 | 38.313 | 27.722 | 35.313 | 209.7 | 10:35:46.416 |
| 14 | | | 38.154 | 27.699 | | 208.4 | | 14 | | 1:40.448 | 37.937 | 27.540 | 34.971 | 208.4 | 10:37:26.864 |

3 Christian Hahn Dallara F312
 RP Motorsport

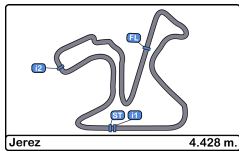
| Lap | D | Time | Sector 1 | Sector 2 | Sector 3 | T. Spd | Elapsed | Lap | D | Time | Sector 1 | Sector 2 | Sector 3 | T. Spd | Elapsed |
|-----|---|----------------|----------|----------|--------------|--------|--------------|-----|---|----------------|----------|----------|--------------|--------|--------------|
| 1 | | 10:12:24.579 P | | | 10:12:24.579 | | 10:12:24.579 | 6 | | 10:34:24.039 P | | | 10:34:24.039 | | 10:34:24.039 |
| 2 | | 2:01.873 | 52.582 | 31.547 | 37.744 | 193.2 | 10:14:26.452 | 2 | | 1:47.112 | 45.337 | 27.699 | 34.076 | 204.9 | 10:36:11.151 |
| 3 | | 1:42.726 | 38.855 | 28.370 | 35.501 | 208.8 | 10:16:09.178 | 3 | | 1:36.984 | 36.788 | 26.638 | 33.558 | 208.0 | 10:37:48.135 |
| 4 | | 1:40.959 | 38.151 | 27.730 | 35.078 | 204.9 | 10:17:50.137 | 4 | | 1:36.889 | 36.667 | 26.593 | 33.629 | 210.5 | 10:39:25.024 |
| 5 | | 1:40.362 | 37.886 | 27.544 | 34.932 | 209.3 | 10:19:30.499 | 5 | | 1:37.117 | 36.731 | 26.480 | 33.906 | 210.5 | 10:41:02.141 |
| 6 | | 1:40.172 | 37.706 | 27.521 | 34.945 | 210.5 | 10:21:10.671 | 6 | | | 36.914 | 26.484 | | 210.1 | |
| 7 | | 1:40.581 | 37.757 | 27.577 | 35.247 | 210.9 | 10:22:51.252 | 7 | | | | | | | |
| 8 | | 6:44.036 P | 38.429 | 28.061 | 5:37.546 | 208.8 | 10:29:35.288 | | | | | | | | |
| 9 | | 1:51.157 | 47.418 | 28.220 | 35.519 | 204.5 | 10:31:26.445 | | | | | | | | |
| 10 | | 1:40.705 | 38.352 | 27.469 | 34.884 | 210.1 | 10:33:07.150 | | | | | | | | |
| 11 | | 1:38.814 | 37.274 | 27.013 | 34.527 | 211.7 | 10:34:45.964 | | | | | | | | |
| 12 | | 1:39.081 | 37.374 | 27.248 | 34.459 | 208.8 | 10:36:25.045 | | | | | | | | |
| 13 | | 1:51.510 | 39.071 | 31.991 | 40.448 | 200.0 | 10:38:16.555 | | | | | | | | |
| 14 | | 1:39.062 | 37.426 | 27.152 | 34.484 | 210.5 | 10:39:55.617 | | | | | | | | |
| 15 | | 1:38.879 | 37.401 | 26.863 | 34.615 | 210.5 | 10:41:34.496 | | | | | | | | |
| 16 | | | 39.132 | 27.997 | | 211.3 | | | | | | | | | |

4 Felipe Drugovich Dallara F312
 RP Motorsport

| Lap | D | Time | Sector 1 | Sector 2 | Sector 3 | T. Spd | Elapsed | Lap | D | Time | Sector 1 | Sector 2 | Sector 3 | T. Spd | Elapsed |
|-----|---|----------------|----------|----------|--------------|--------|--------------|-----|---|----------------|----------|----------|--------------|--------|--------------|
| 1 | | 10:11:47.667 P | | | 10:11:47.667 | | 10:11:47.667 | 8 | | 10:11:31.771 P | | | 10:11:31.771 | | 10:11:31.771 |
| 2 | | 1:59.721 | 50.380 | 30.717 | 38.624 | 202.6 | 10:13:47.388 | 2 | | 1:58.632 | 46.622 | 33.235 | 38.775 | 174.4 | 10:13:30.403 |
| 3 | | 1:39.958 | 38.021 | 27.245 | 34.692 | 208.8 | 10:15:27.346 | 3 | | 1:47.268 | 40.542 | 29.995 | 36.731 | 203.0 | 10:15:17.671 |
| 4 | | 1:39.587 | 37.677 | 27.138 | 34.772 | 211.7 | 10:17:06.933 | 4 | | 1:44.517 | 39.108 | 29.231 | 36.178 | 206.8 | 10:17:02.188 |
| 5 | | 1:39.352 | 37.589 | 27.221 | 34.542 | 212.1 | 10:18:46.285 | 5 | | 1:44.131 | 38.352 | 28.657 | 37.122 | 206.8 | 10:18:46.319 |
| 6 | | 1:38.673 | 37.279 | 26.954 | 34.440 | 211.7 | 10:20:24.958 | 6 | | 1:56.525 | 47.990 | 30.559 | 37.976 | 159.2 | 10:20:42.844 |
| 7 | | 1:56.423 | 44.069 | 32.120 | 40.234 | 208.4 | 10:22:21.381 | 7 | | 1:40.724 | 38.151 | 27.514 | 35.059 | 210.1 | 10:22:23.568 |
| 8 | | 7:59.340 P | 56.836 | 37.484 | 6:25.020 | 120.2 | 10:30:20.721 | 8 | | 6:29.015 P | 38.597 | 29.144 | 5:21.274 | 203.7 | 10:28:52.583 |
| 9 | | 1:56.927 | 50.805 | 29.526 | 36.596 | 201.8 | 10:32:17.648 | 9 | | 1:57.021 | 49.214 | 31.098 | 36.709 | 195.2 | 10:30:49.604 |
| 10 | | 1:43.490 | 38.784 | 27.954 | 36.752 | 207.6 | 10:34:01.138 | 10 | | 1:40.545 | 38.403 | 27.618 | 34.524 | 206.1 | 10:32:30.149 |
| 11 | | 1:38.510 | 37.389 | 26.703 | 34.418 | 208.8 | 10:35:39.648 | 11 | | 1:38.602 | 37.302 | 26.731 | 34.569 | 209.7 | 10:34:08.751 |
| 12 | | 1:38.044 | 37.194 | 26.744 | 34.106 | 210.9 | 10:37:17.692 | 12 | | 1:38.480 | 37.231 | 26.710 | 34.539 | 211.3 | 10:35:47.231 |
| 13 | | 1:55.764 | 41.897 | 34.150 | 39.717 | 196.7 | 10:39:13.456 | 13 | | 1:56.135 | 45.597 | 34.022 | 36.516 | 206.1 | 10:37:43.366 |
| 14 | | 1:37.829 | 37.338 | 26.544 | 33.947 | 211.7 | 10:40:51.285 | 14 | | 1:38.542 | 37.426 | 26.794 | 34.322 | 209.3 | 10:39:21.908 |
| 15 | | | 40.451 | 29.480 | | 205.7 | | 15 | | | 37.008 | 26.599 | | 211.7 | |

5 Dev Gore R Dallara F312
 Carlin Motorsport





Circuito de Jerez
Euroformula Open
Free Practice - 1
Lap Analysis



10 Bent Viscaal R Dallara F312 **28** Cameron Das Dallara F312
 Teo Martin Motorsport Carlin Motorsport

| Lap | D | Time | Sector 1 | Sector 2 | Sector 3 | T. Spd | Elapsed | Lap | D | Time | Sector 1 | Sector 2 | Sector 3 | T. Spd | Elapsed |
|-----|---|----------------|----------|----------|--------------|--------|--------------|-----|---|----------------|----------|----------|--------------|--------|--------------|
| 1 | | 10:10:19.003 P | | | 10:10:19.003 | | 10:10:19.003 | 1 | | 10:10:21.041 P | | | 10:10:21.041 | | 10:10:21.041 |
| 2 | | 1:54.394 | 46.239 | 29.722 | 38.433 | 205.3 | 10:12:13.397 | 2 | | 4:59.965 P | 45.277 | 29.444 | 3:45.244 | 173.3 | 10:15:21.006 |
| 3 | | 1:48.678 | 38.078 | 29.677 | 40.923 | 208.0 | 10:14:02.075 | 3 | | 1:46.860 | 41.831 | 30.228 | 34.801 | 163.8 | 10:17:07.866 |
| 4 | | 1:40.493 | 37.487 | 27.261 | 35.745 | 210.9 | 10:15:42.568 | 4 | | 1:42.281 | 37.458 | 27.051 | 37.772 | 215.1 | 10:18:50.147 |
| 5 | | 1:39.594 | 37.490 | 27.204 | 34.900 | 210.1 | 10:17:22.162 | 5 | | 1:39.443 | 37.839 | 26.979 | 34.625 | 210.9 | 10:20:29.590 |
| 6 | | 1:55.641 | 37.853 | 39.590 | 38.198 | 180.0 | 10:19:17.803 | 6 | | 1:39.385 | 37.799 | 27.041 | 34.545 | 208.8 | 10:22:08.975 |
| 7 | | 1:39.191 | 37.631 | 27.121 | 34.439 | 210.9 | 10:20:56.994 | 7 | | 1:39.742 | 37.353 | 27.129 | 35.260 | 211.3 | 10:23:48.717 |
| 8 | | 8:05.665 P | 37.504 | 27.006 | 7:01.155 | 211.7 | 10:29:02.659 | 8 | | 1:38.761 | 37.427 | 26.934 | 34.400 | 210.1 | 10:25:27.478 |
| 9 | | 1:56.559 | 45.680 | 31.926 | 38.953 | 205.7 | 10:30:59.218 | 9 | | 5:55.887 P | 37.719 | 26.984 | 4:51.184 | 208.8 | 10:31:23.365 |
| 10 | | 1:44.200 | 38.557 | 28.786 | 36.857 | 208.8 | 10:32:43.418 | 10 | | 1:56.090 | 46.183 | 31.784 | 38.123 | 203.7 | 10:33:19.455 |
| 11 | | 1:41.006 | 37.062 | 26.733 | 37.211 | 211.7 | 10:34:24.424 | 11 | | 1:42.644 | 39.953 | 28.167 | 34.524 | 163.3 | 10:35:02.099 |
| 12 | | 1:37.577 | 36.977 | 26.624 | 33.976 | 210.9 | 10:36:02.001 | 12 | | 1:37.367 | 36.975 | 26.598 | 33.794 | 211.7 | 10:36:39.466 |
| 13 | | 1:37.522 | 36.987 | 26.677 | 33.858 | 210.5 | 10:37:39.523 | 13 | | 1:37.645 | 37.150 | 26.639 | 33.856 | 211.7 | 10:38:17.111 |
| 14 | | 1:37.524 | 37.017 | 26.599 | 33.908 | 211.7 | 10:39:17.047 | 14 | | 1:38.922 | 37.319 | 27.027 | 34.576 | 214.7 | 10:39:56.033 |
| 15 | | | 36.989 | 26.506 | | 213.0 | | 15 | | | 37.600 | 27.863 | | 210.9 | |

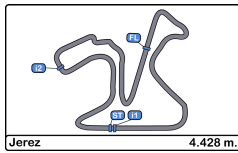
11 Petru Florescu Dallara F312 **34** Matheus Iorio Dallara F312
 Campos Racing Carlin Motorsport

| Lap | D | Time | Sector 1 | Sector 2 | Sector 3 | T. Spd | Elapsed | Lap | D | Time | Sector 1 | Sector 2 | Sector 3 | T. Spd | Elapsed |
|-----|---|----------------|----------|----------|--------------|--------|--------------|-----|---|----------------|----------|----------|--------------|--------|--------------|
| 1 | | 10:10:40.033 P | | | 10:10:40.033 | | 10:10:40.033 | 1 | | 10:10:12.240 P | | | 10:10:12.240 | | 10:10:12.240 |
| 2 | | 2:06.467 | 55.550 | 32.372 | 38.545 | 178.5 | 10:12:46.500 | 2 | | 7:24.609 P | 49.773 | 31.636 | 6:03.200 | 179.1 | 10:17:36.849 |
| 3 | | 6:54.159 P | 39.489 | 30.095 | 5:44.575 | 205.3 | 10:19:40.659 | 3 | | 1:49.789 | 45.542 | 28.932 | 35.315 | 207.2 | 10:19:26.638 |
| 4 | | 1:53.546 | 44.777 | 32.803 | 35.966 | 203.3 | 10:21:34.205 | 4 | | 1:40.357 | 37.871 | 27.689 | 34.797 | 210.1 | 10:21:06.995 |
| 5 | | 1:40.450 | 37.994 | 27.225 | 35.231 | 210.1 | 10:23:14.655 | 5 | | 1:39.426 | 37.599 | 27.335 | 34.492 | 209.7 | 10:22:46.421 |
| 6 | | 1:39.747 | 38.088 | 27.106 | 34.553 | 209.3 | 10:24:54.402 | 6 | | 1:39.026 | 37.469 | 27.172 | 34.385 | 210.5 | 10:24:25.447 |
| 7 | | 5:40.634 P | 38.397 | 28.134 | 4:34.103 | 206.8 | 10:30:35.036 | 7 | | 1:42.043 | 37.469 | 27.802 | 36.772 | 210.1 | 10:26:07.490 |
| 8 | | 1:59.076 | 50.690 | 32.013 | 36.373 | 190.1 | 10:32:34.112 | 8 | | 6:43.811 P | 38.693 | 30.404 | 5:34.714 | 197.8 | 10:32:51.301 |
| 9 | | 1:41.349 | 38.431 | 27.774 | 35.144 | 208.4 | 10:34:15.461 | 9 | | 1:49.964 | 45.491 | 28.935 | 35.538 | 194.9 | 10:34:41.265 |
| 10 | | 1:38.047 | 37.021 | 26.701 | 34.325 | 209.3 | 10:35:53.508 | 10 | | 1:42.517 | 38.495 | 28.303 | 35.719 | 202.2 | 10:36:23.782 |
| 11 | | 1:38.336 | 37.256 | 26.550 | 34.530 | 210.5 | 10:37:31.844 | 11 | | 1:38.016 | 37.123 | 26.822 | 34.071 | 211.3 | 10:38:01.798 |
| 12 | | 1:38.145 | 37.144 | 26.793 | 34.208 | 211.7 | 10:39:09.989 | 12 | | 1:37.995 | 36.995 | 26.802 | 34.198 | 211.3 | 10:39:39.793 |
| 13 | | | 37.332 | 27.325 | | 213.8 | | 13 | | | 37.083 | 26.804 | | 211.3 | |

18 Marcos Siebert Dallara F312 **51** Aldo Festante R Dallara F312
 Campos Racing Teo Martin Motorsport

| Lap | D | Time | Sector 1 | Sector 2 | Sector 3 | T. Spd | Elapsed | Lap | D | Time | Sector 1 | Sector 2 | Sector 3 | T. Spd | Elapsed |
|-----|---|----------------|----------|----------|--------------|--------|--------------|-----|---|----------------|----------|----------|--------------|--------|--------------|
| 1 | | 10:10:46.430 P | | | 10:10:46.430 | | 10:10:46.430 | 1 | | 10:10:11.210 P | | | 10:10:11.210 | | 10:10:11.210 |
| 2 | | 1:57.957 | 48.062 | 32.527 | 37.368 | 168.2 | 10:12:44.387 | 2 | | 1:56.750 | 48.495 | 31.151 | 37.104 | 197.8 | 10:12:07.960 |
| 3 | | 5:37.416 P | 39.835 | 28.995 | 4:28.586 | 176.4 | 10:18:21.803 | 3 | | 1:44.326 | 40.542 | 28.342 | 35.442 | 207.2 | 10:13:52.286 |
| 4 | | 1:46.387 | 42.935 | 28.475 | 34.977 | 201.1 | 10:20:08.190 | 4 | | 3:06.162 P | 38.995 | 30.937 | 1:56.230 | 209.3 | 10:16:58.448 |
| 5 | | 1:39.825 | 38.024 | 27.276 | 34.525 | 210.5 | 10:21:48.015 | 5 | | 1:53.537 | 50.041 | 28.132 | 35.364 | 208.0 | 10:18:51.985 |
| 6 | | 1:41.231 | 37.415 | 27.075 | 36.741 | 210.5 | 10:23:29.246 | 6 | | 1:41.365 | 38.329 | 27.839 | 35.197 | 210.9 | 10:20:33.350 |
| 7 | | 6:59.594 P | 37.344 | 26.917 | 5:55.333 | 210.5 | 10:30:28.840 | 7 | | 1:41.433 | 38.519 | 27.696 | 35.218 | 210.1 | 10:22:14.783 |
| 8 | | 1:51.591 | 46.742 | 29.152 | 35.697 | 184.6 | 10:32:20.431 | 8 | | 1:40.517 | 38.184 | 27.575 | 34.758 | 208.4 | 10:23:55.300 |
| 9 | | 1:43.455 | 38.590 | 29.061 | 35.804 | 134.8 | 10:34:03.886 | 9 | | 7:50.575 P | 40.615 | 29.399 | 6:40.561 | 205.7 | 10:31:45.875 |
| 10 | | 1:41.475 | 37.298 | 27.235 | 36.942 | 209.3 | 10:35:45.361 | 10 | | 1:47.998 | 45.164 | 27.807 | 35.027 | 206.8 | 10:33:33.873 |
| 11 | | 1:38.842 | 37.494 | 26.948 | 34.400 | 210.1 | 10:37:24.203 | 11 | | 1:40.270 | 38.008 | 27.407 | 34.855 | 208.4 | 10:35:14.143 |
| 12 | | 1:38.535 | 37.399 | 26.785 | 34.351 | 210.5 | 10:39:02.738 | 12 | | 1:39.827 | 37.986 | 27.284 | 34.557 | 208.4 | 10:36:53.970 |
| 13 | | 1:38.283 | 37.399 | 26.781 | 34.103 | 210.5 | 10:40:41.021 | 13 | | 1:39.081 | 37.539 | 27.074 | 34.468 | 211.3 | 10:38:33.051 |
| 14 | | | 37.571 | 27.130 | | 208.4 | | 14 | | 1:39.735 | 37.760 | 27.371 | 34.604 | 211.7 | 10:40:12.786 |
| | | | | | | | | 15 | | | 39.372 | 29.159 | | 207.6 | |





Circuito de Jerez
Euroformula Open
Free Practice - 1
Lap Analysis



58

Javier Gonzalez

R

Dallara F312

Drivex School

| Lap | D | Time | Sector 1 | Sector 2 | Sector 3 | T. Spd | Elapsed |
|-----|---|-----------------|---------------|---------------|---------------|--------|--------------|
| 1 | | 10:13:23.790 P | | | 10:13:23.790 | | 10:13:23.790 |
| 2 | | 2:09.984 | 54.966 | 33.041 | 41.977 | 177.0 | 10:15:33.774 |
| 3 | | 1:44.956 | 40.706 | 29.155 | 35.095 | 188.8 | 10:17:18.730 |
| 4 | | 1:38.170 | 37.236 | 27.022 | 33.912 | 211.3 | 10:18:56.900 |
| 5 | | 1:42.419 | 37.102 | 26.902 | 38.415 | 212.1 | 10:20:39.319 |
| 6 | | 1:37.884 | 37.058 | 26.806 | 34.020 | 210.1 | 10:22:17.203 |
| 7 | | 1:45.052 | 36.927 | 26.987 | 41.138 | 212.1 | 10:24:02.255 |
| 8 | | 1:38.226 | 37.066 | 26.932 | 34.228 | 210.5 | 10:25:40.481 |
| 9 | | 6:51.771 P | 38.061 | 29.152 | 5:44.558 | 203.3 | 10:32:32.252 |
| 10 | | 1:55.634 | 45.323 | 32.322 | 37.989 | 201.8 | 10:34:27.886 |
| 11 | | 1:38.697 | 37.486 | 27.093 | 34.118 | 209.7 | 10:36:06.583 |
| 12 | | 1:47.938 | 41.928 | 30.803 | 35.207 | 193.2 | 10:37:54.521 |
| 13 | | 1:38.160 | 37.217 | 26.936 | 34.007 | 210.5 | 10:39:32.681 |
| 14 | | 1:43.079 | 39.652 | 28.609 | 34.818 | 205.3 | 10:41:15.760 |
| 15 | | | 37.278 | 26.881 | | 210.1 | |

77

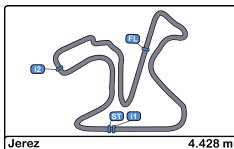
Guilherme Samaia

Dallara F312

RP Motorsport

| Lap | D | Time | Sector 1 | Sector 2 | Sector 3 | T. Spd | Elapsed |
|-----|---|-----------------|---------------|---------------|---------------|--------|--------------|
| 1 | | 10:12:52.061 P | | | 10:12:52.061 | | 10:12:52.061 |
| 2 | | 1:55.403 | 46.915 | 31.179 | 37.309 | 203.0 | 10:14:47.464 |
| 3 | | 1:42.292 | 39.115 | 28.221 | 34.956 | 206.8 | 10:16:29.756 |
| 4 | | 1:39.720 | 37.636 | 27.508 | 34.576 | 210.5 | 10:18:09.476 |
| 5 | | 1:39.618 | 37.546 | 27.620 | 34.452 | 210.5 | 10:19:49.094 |
| 6 | | 1:42.731 | 39.167 | 28.525 | 35.039 | 208.0 | 10:21:31.825 |
| 7 | | 1:40.497 | 37.891 | 27.837 | 34.769 | 208.8 | 10:23:12.322 |
| 8 | | 6:30.725 P | 37.841 | 27.590 | 5:25.294 | 209.7 | 10:29:43.047 |
| 9 | | 1:51.430 | 45.799 | 29.380 | 36.251 | 203.3 | 10:31:34.477 |
| 10 | | 1:39.362 | 37.799 | 27.324 | 34.239 | 210.5 | 10:33:13.839 |
| 11 | | 1:38.284 | 37.145 | 27.074 | 34.065 | 211.3 | 10:34:52.123 |
| 12 | | 1:40.428 | 37.063 | 27.717 | 35.648 | 211.3 | 10:36:32.551 |
| 13 | | 1:38.554 | 37.283 | 27.164 | 34.107 | 210.5 | 10:38:11.105 |
| 14 | | 1:38.281 | 37.207 | 27.083 | 33.991 | 210.9 | 10:39:49.386 |
| 15 | | 1:38.675 | 37.222 | 26.918 | 34.535 | 210.5 | 10:41:28.061 |
| 16 | | | 41.588 | 30.270 | | 205.7 | |



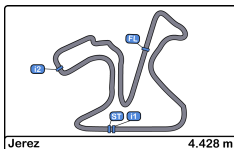


Circuito de Jerez
Euroformula Open
Free Practice - 1
Best Sectors Results



| Sector - 1 | | | | Sector - 2 | | | | Sector - 3 | | | | Ideal Lap vs Best Lap | | | | |
|------------|----|------------------|--------|------------|------------------|--------|----|------------------|--------|------|----|-----------------------|-----------|----------|------|--|
| Clas | Nº | Driver | Time | Nº | Driver | Time | Nº | Driver | Time | Clas | Nº | Driver | Ideal Lap | Best Lap | Clas | |
| 1 | 7 | Volkswagen | 36.636 | 6 | Mercedes | 26.480 | 6 | Mercedes | 33.558 | 1 | 6 | Mercedes | 1:36.705 | 1:36.889 | 1 | |
| 2 | 6 | Mercedes | 36.667 | 10 | Bent Viscaal | 26.506 | 28 | Cameron Das | 33.794 | 2 | 7 | Volkswagen | 1:37.031 | 1:37.218 | 2 | |
| 3 | 58 | Javier Gonzalez | 36.927 | 7 | Volkswagen | 26.524 | 10 | Bent Viscaal | 33.858 | 3 | 10 | Bent Viscaal | 1:37.341 | 1:37.522 | 4 | |
| 4 | 28 | Cameron Das | 36.975 | 4 | Felipe Drugovich | 26.544 | 7 | Volkswagen | 33.871 | 4 | 28 | Cameron Das | 1:37.367 | 1:37.367 | 3 | |
| 5 | 10 | Bent Viscaal | 36.977 | 11 | Petru Florescu | 26.550 | 58 | Javier Gonzalez | 33.912 | 5 | 58 | Javier Gonzalez | 1:37.645 | 1:37.884 | 6 | |
| 6 | 34 | Matheus Iorio | 36.995 | 28 | Cameron Das | 26.598 | 4 | Felipe Drugovich | 33.947 | 6 | 4 | Felipe Drugovich | 1:37.685 | 1:37.829 | 5 | |
| 7 | 8 | Lukas Dunner | 37.008 | 8 | Lukas Dunner | 26.599 | 77 | Guilherme Samaia | 33.991 | 7 | 11 | Petru Florescu | 1:37.779 | 1:38.047 | 8 | |
| 8 | 11 | Petru Florescu | 37.021 | 18 | Marcos Siebert | 26.781 | 34 | Matheus Iorio | 34.071 | 8 | 34 | Matheus Iorio | 1:37.868 | 1:37.995 | 7 | |
| 9 | 77 | Guilherme Samaia | 37.063 | 34 | Matheus Iorio | 26.802 | 18 | Marcos Siebert | 34.103 | 9 | 8 | Lukas Dunner | 1:37.929 | 1:38.480 | 11 | |
| 10 | 4 | Felipe Drugovich | 37.194 | 58 | Javier Gonzalez | 26.806 | 11 | Petru Florescu | 34.208 | 10 | 77 | Guilherme Samaia | 1:37.972 | 1:38.281 | 9 | |
| 11 | 3 | Christian Hahn | 37.274 | 3 | Christian Hahn | 26.863 | 1 | David Schumacher | 34.259 | 11 | 18 | Marcos Siebert | 1:38.182 | 1:38.283 | 10 | |
| 12 | 18 | Marcos Siebert | 37.298 | 77 | Guilherme Samaia | 26.918 | 8 | Lukas Dunner | 34.322 | 12 | 3 | Christian Hahn | 1:38.596 | 1:38.814 | 12 | |
| 13 | 1 | David Schumacher | 37.536 | 51 | Aldo Festante | 27.074 | 3 | Christian Hahn | 34.459 | 13 | 1 | David Schumacher | 1:38.925 | 1:39.016 | 13 | |
| 14 | 51 | Aldo Festante | 37.539 | 1 | David Schumacher | 27.130 | 51 | Aldo Festante | 34.468 | 14 | 51 | Aldo Festante | 1:39.081 | 1:39.081 | 14 | |
| 15 | 5 | Dev Gore | 37.712 | 5 | Dev Gore | 27.293 | 5 | Dev Gore | 34.882 | 15 | 5 | Dev Gore | 1:39.887 | 1:40.006 | 15 | |



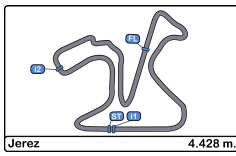


Circuito de Jerez
Euroformula Open
Free Practice - 1
Best 5 Lap Times



| Cls | Nº | Entrant | Nat | Driver | Nat | Cat | Cls | Chassis | Team | Best 1 | | Best 2 | | Best 3 | | Best 4 | | Best 5 | |
|-----|----|-------------------|-----|------------------|-----|-----|-----|--------------|-----------------------|-----------------|-----|----------|-----|----------|-----|----------|-----|----------|-----|
| | | | | | | | | | | Time | Lap | Time | Lap | Time | Lap | Time | Lap | Time | Lap |
| 1 | 6 | | | Mercedes | | | | Dallara F312 | | 1:36.889 | 4 | 1:36.984 | 3 | 1:37.117 | 5 | 1:47.112 | 2 | | |
| 2 | 7 | | | Volkswagen | | | | Dallara F312 | | 1:37.218 | 3 | 1:47.626 | 2 | | | | | | |
| 3 | 28 | Carlin Motorsport | GBR | Cameron Das | USA | | | Dallara F312 | Carlin Motorsport | 1:37.367 | 12 | 1:37.645 | 13 | 1:38.761 | 8 | 1:38.922 | 14 | 1:39.385 | 6 |
| 4 | 10 | RACE | ESP | Bent Viscaal | NLD | R | 1 | Dallara F312 | Teo Martin Motorsport | 1:37.522 | 13 | 1:37.524 | 14 | 1:37.577 | 12 | 1:39.191 | 7 | 1:39.594 | 5 |
| 5 | 4 | RP Motorsport | ITA | Felipe Drugovich | BRA | | | Dallara F312 | RP Motorsport | 1:37.829 | 14 | 1:38.044 | 12 | 1:38.510 | 11 | 1:38.673 | 6 | 1:39.352 | 5 |
| 6 | 58 | Drivex School | ESP | Javier Gonzalez | MEX | R | 2 | Dallara F312 | Drivex School | 1:37.884 | 6 | 1:38.160 | 13 | 1:38.170 | 4 | 1:38.226 | 8 | 1:38.697 | 11 |
| 7 | 34 | Carlin Motorsport | GBR | Matheus Iorio | BRA | | | Dallara F312 | Carlin Motorsport | 1:37.995 | 12 | 1:38.016 | 11 | 1:39.026 | 6 | 1:39.426 | 5 | 1:40.357 | 4 |
| 8 | 11 | Campos Racing | ESP | Petru Florescu | ROU | | | Dallara F312 | Campos Racing | 1:38.047 | 10 | 1:38.145 | 12 | 1:38.336 | 11 | 1:39.747 | 6 | 1:40.450 | 5 |
| 9 | 77 | RP Motorsport | ITA | Guilherme Samaia | BRA | | | Dallara F312 | RP Motorsport | 1:38.281 | 14 | 1:38.284 | 11 | 1:38.554 | 13 | 1:38.675 | 15 | 1:39.362 | 10 |
| 10 | 18 | Campos Racing | ESP | Marcos Siebert | ARG | | | Dallara F312 | Campos Racing | 1:38.283 | 13 | 1:38.535 | 12 | 1:38.842 | 11 | 1:39.825 | 5 | 1:41.231 | 6 |
| 11 | 8 | Drivex School | ESP | Lukas Dunner | AUT | R | 3 | Dallara F312 | Drivex School | 1:38.480 | 12 | 1:38.542 | 14 | 1:38.602 | 11 | 1:40.545 | 10 | 1:40.724 | 7 |
| 12 | 3 | RP Motorsport | ITA | Christian Hahn | BRA | | | Dallara F312 | RP Motorsport | 1:38.814 | 11 | 1:38.879 | 15 | 1:39.062 | 14 | 1:39.081 | 12 | 1:40.172 | 6 |
| 13 | 1 | RP Motorsport | ITA | David Schumacher | DEU | R | 4 | Dallara F312 | RP Motorsport | 1:39.016 | 13 | 1:39.053 | 12 | 1:39.434 | 11 | 1:39.910 | 7 | 1:40.434 | 8 |
| 14 | 51 | RACE | ESP | Aldo Festante | ITA | R | 5 | Dallara F312 | Teo Martin Motorsport | 1:39.081 | 13 | 1:39.735 | 14 | 1:39.827 | 12 | 1:40.270 | 11 | 1:40.517 | 8 |
| 15 | 5 | Carlin Motorsport | GBR | Dev Gore | USA | R | 6 | Dallara F312 | Carlin Motorsport | 1:40.006 | 16 | 1:40.042 | 15 | 1:40.448 | 14 | 1:41.212 | 12 | 1:41.348 | 13 |



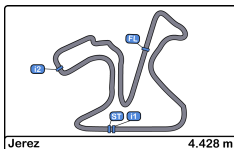


Circuito de Jerez
Euroformula Open
Free Practice - 1
Best 5 Top Speeds



| Cls | Nº | Entrant | Nat | Driver | Nat | Cat | Cls | Chassis | Team | Top 1 | | Top 2 | | Top 3 | | Top 4 | | Top 5 | | Avg |
|-----|----|-------------------|-----|------------------|-----|-----|-----|--------------|-----------------------|--------------|-----|-------|-----|-------|-----|-------|-----|-------|-----|-------|
| | | | | | | | | | | Km/h | Lap | Km/h | Lap | Km/h | Lap | Km/h | Lap | Km/h | Lap | |
| 1 | 7 | | | Volkswagen | | | | Dallara F312 | | 216.4 | 4 | 211.3 | 3 | 205.3 | 2 | | | | | 211.0 |
| 2 | 28 | Carlin Motorsport | GBR | Cameron Das | USA | | | Dallara F312 | Carlin Motorsport | 215.1 | 4 | 214.7 | 14 | 211.7 | 12 | 211.7 | 13 | 211.3 | 7 | 212.9 |
| 3 | 11 | Campos Racing | ESP | Petru Florescu | ROU | | | Dallara F312 | Campos Racing | 213.8 | 13 | 211.7 | 12 | 210.5 | 11 | 210.1 | 5 | 209.3 | 6 | 211.1 |
| 4 | 10 | RACE | ESP | Bent Viscaal | NLD | R | 1 | Dallara F312 | Teo Martin Motorsport | 213.0 | 15 | 211.7 | 8 | 211.7 | 11 | 211.7 | 14 | 210.9 | 4 | 211.8 |
| 5 | 4 | RP Motorsport | ITA | Felipe Drugovich | BRA | | | Dallara F312 | RP Motorsport | 212.1 | 5 | 211.7 | 4 | 211.7 | 6 | 211.7 | 14 | 210.9 | 12 | 211.6 |
| 6 | 58 | Drivex School | ESP | Javier Gonzalez | MEX | R | 2 | Dallara F312 | Drivex School | 212.1 | 5 | 212.1 | 7 | 211.3 | 4 | 210.5 | 8 | 210.5 | 13 | 211.3 |
| 7 | 3 | RP Motorsport | ITA | Christian Hahn | BRA | | | Dallara F312 | RP Motorsport | 211.7 | 11 | 211.3 | 16 | 210.9 | 7 | 210.5 | 6 | 210.5 | 14 | 211.0 |
| 8 | 5 | Carlin Motorsport | GBR | Dev Gore | USA | R | 3 | Dallara F312 | Carlin Motorsport | 211.7 | 15 | 210.9 | 16 | 209.7 | 12 | 209.7 | 13 | 208.4 | 11 | 210.1 |
| 9 | 8 | Drivex School | ESP | Lukas Dunner | AUT | R | 4 | Dallara F312 | Drivex School | 211.7 | 15 | 211.3 | 12 | 210.1 | 7 | 209.7 | 11 | 209.3 | 14 | 210.4 |
| 10 | 51 | RACE | ESP | Aldo Festante | ITA | R | 5 | Dallara F312 | Teo Martin Motorsport | 211.7 | 14 | 211.3 | 13 | 210.9 | 6 | 210.1 | 7 | 209.3 | 4 | 210.6 |
| 11 | 34 | Carlin Motorsport | GBR | Matheus Iorio | BRA | | | Dallara F312 | Carlin Motorsport | 211.3 | 11 | 211.3 | 12 | 211.3 | 13 | 210.5 | 6 | 210.1 | 4 | 210.9 |
| 12 | 77 | RP Motorsport | ITA | Guilherme Samaia | BRA | | | Dallara F312 | RP Motorsport | 211.3 | 11 | 211.3 | 12 | 210.9 | 14 | 210.5 | 4 | 210.5 | 5 | 210.9 |
| 13 | 6 | | | Mercedes | | | | Dallara F312 | | 210.5 | 4 | 210.5 | 5 | 210.1 | 6 | 208.0 | 3 | 204.9 | 2 | 208.8 |
| 14 | 18 | Campos Racing | ESP | Marcos Siebert | ARG | | | Dallara F312 | Campos Racing | 210.5 | 5 | 210.5 | 6 | 210.5 | 7 | 210.5 | 12 | 210.5 | 13 | 210.5 |
| 15 | 1 | RP Motorsport | ITA | David Schumacher | DEU | R | 6 | Dallara F312 | RP Motorsport | 208.8 | 4 | 208.8 | 7 | 208.8 | 12 | 208.4 | 13 | 208.4 | 14 | 208.7 |



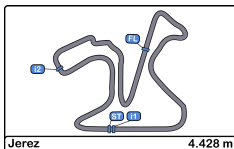


Circuito de Jerez
Euroformula Open
Free Practice - 1
Fastest Laps Sequence



| Lap | Time of Day | Session Time | Nº | Entrant | Nat | Driver | Nat | Cat | Chassis | Team | Time | Km/h |
|-----|--------------|--------------|----|-------------------|-----|------------------|-----|-----|--------------|-----------------------|----------|-------|
| 2 | 10:12:07.960 | 2:07.960 | 51 | RACE | ESP | Aldo Festante | ITA | R | Dallara F312 | Teo Martin Motorsport | 1:56.750 | 136.5 |
| 2 | 10:12:13.397 | 2:13.397 | 10 | RACE | ESP | Bent Viscaal | NLD | R | Dallara F312 | Teo Martin Motorsport | 1:54.394 | 139.3 |
| 3 | 10:13:52.286 | 3:52.286 | 51 | RACE | ESP | Aldo Festante | ITA | R | Dallara F312 | Teo Martin Motorsport | 1:44.326 | 152.7 |
| 3 | 10:15:27.346 | 5:27.346 | 4 | RP Motorsport | ITA | Felipe Drugovich | BRA | | Dallara F312 | RP Motorsport | 1:39.958 | 159.4 |
| 4 | 10:17:06.933 | 7:06.933 | 4 | RP Motorsport | ITA | Felipe Drugovich | BRA | | Dallara F312 | RP Motorsport | 1:39.587 | 160.0 |
| 5 | 10:18:46.285 | 8:46.285 | 4 | RP Motorsport | ITA | Felipe Drugovich | BRA | | Dallara F312 | RP Motorsport | 1:39.352 | 160.4 |
| 4 | 10:18:56.900 | 8:56.900 | 58 | Drivex School | ESP | Javier Gonzalez | MEX | R | Dallara F312 | Drivex School | 1:38.170 | 162.3 |
| 6 | 10:22:17.203 | 12:17.203 | 58 | Drivex School | ESP | Javier Gonzalez | MEX | R | Dallara F312 | Drivex School | 1:37.884 | 162.8 |
| 12 | 10:36:02.001 | 26:02.001 | 10 | RACE | ESP | Bent Viscaal | NLD | R | Dallara F312 | Teo Martin Motorsport | 1:37.577 | 163.3 |
| 12 | 10:36:39.466 | 26:39.466 | 28 | Carlin Motorsport | GBR | Cameron Das | USA | | Dallara F312 | Carlin Motorsport | 1:37.367 | 163.7 |
| 3 | 10:37:48.135 | 27:48.135 | 6 | | | Mercedes | | | Dallara F312 | | 1:36.984 | 164.3 |
| 4 | 10:39:25.024 | 29:25.024 | 6 | | | Mercedes | | | Dallara F312 | | 1:36.889 | 164.5 |



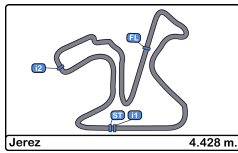


Circuito de Jerez
Euroformula Open
Free Practice - 1
Event Best Maximum Speed



| Nº | Entrant | Nat | Driver | Nat | Cat | Clas | Chassis | Team | Km/h | Session |
|----|-------------------|-----|------------------|-----|-----|------|--------------|-----------------------|-------|-------------------|
| 7 | | | Volkswagen | | | | Dallara F312 | | 216.4 | Free Practice - 1 |
| 28 | Carlin Motorsport | GBR | Cameron Das | USA | | | Dallara F312 | Carlin Motorsport | 215.1 | Free Practice - 1 |
| 11 | Campos Racing | ESP | Petru Florescu | ROU | | | Dallara F312 | Campos Racing | 213.8 | Free Practice - 1 |
| 10 | RACE | ESP | Bent Viscaal | NLD | R | 1 | Dallara F312 | Teo Martin Motorsport | 213.0 | Free Practice - 1 |
| 4 | RP Motorsport | ITA | Felipe Drugovich | BRA | | | Dallara F312 | RP Motorsport | 212.1 | Free Practice - 1 |
| 58 | Drivex School | ESP | Javier Gonzalez | MEX | R | 2 | Dallara F312 | Drivex School | 212.1 | Free Practice - 1 |
| 3 | RP Motorsport | ITA | Christian Hahn | BRA | | | Dallara F312 | RP Motorsport | 211.7 | Free Practice - 1 |
| 5 | Carlin Motorsport | GBR | Dev Gore | USA | R | 3 | Dallara F312 | Carlin Motorsport | 211.7 | Free Practice - 1 |
| 51 | RACE | ESP | Aldo Festante | ITA | R | 4 | Dallara F312 | Teo Martin Motorsport | 211.7 | Free Practice - 1 |
| 8 | Drivex School | ESP | Lukas Dunner | AUT | R | 5 | Dallara F312 | Drivex School | 211.7 | Free Practice - 1 |
| 77 | RP Motorsport | ITA | Guilherme Samaia | BRA | | | Dallara F312 | RP Motorsport | 211.3 | Free Practice - 1 |
| 34 | Carlin Motorsport | GBR | Matheus Iorio | BRA | | | Dallara F312 | Carlin Motorsport | 211.3 | Free Practice - 1 |
| 18 | Campos Racing | ESP | Marcos Siebert | ARG | | | Dallara F312 | Campos Racing | 210.5 | Free Practice - 1 |
| 6 | | | Mercedes | | | | Dallara F312 | | 210.5 | Free Practice - 1 |
| 1 | RP Motorsport | ITA | David Schumacher | DEU | R | 6 | Dallara F312 | RP Motorsport | 208.8 | Free Practice - 1 |





Circuito de Jerez
Euroformula Open
Free Practice - 1
Pit Stop Analysis



1 David Schumacher R RP Motorsport
 Dallara F312

| Nr. | In Day Time | In Time | Out Time | Pit Time | T. Pit Time | Handicap | Penalty |
|-----|--------------|--------------|--------------|----------|-------------|----------|---------|
| 1 | 10:19:50.194 | 10:19:50.194 | 10:23:07.282 | 3:17.088 | 3:17.088 | | |
| 2 | 10:29:53.236 | 10:29:53.236 | 10:33:36.788 | 3:43.552 | 7:00.640 | | |

3 Christian Hahn RP Motorsport
 Dallara F312

| Nr. | In Day Time | In Time | Out Time | Pit Time | T. Pit Time | Handicap | Penalty |
|-----|--------------|--------------|--------------|----------|-------------|----------|---------|
| 1 | 10:24:29.623 | 10:24:29.623 | 10:29:35.288 | 5:05.665 | 5:05.665 | | |

4 Felipe Drugovich RP Motorsport
 Dallara F312

| Nr. | In Day Time | In Time | Out Time | Pit Time | T. Pit Time | Handicap | Penalty |
|-----|--------------|--------------|--------------|----------|-------------|----------|---------|
| 1 | 10:24:27.259 | 10:24:27.259 | 10:30:20.721 | 5:53.462 | 5:53.462 | | |

5 Dev Gore R Carlin Motorsport
 Dallara F312

| Nr. | In Day Time | In Time | Out Time | Pit Time | T. Pit Time | Handicap | Penalty |
|-----|--------------|--------------|--------------|----------|-------------|----------|---------|
| 1 | 10:12:38.040 | 10:12:38.040 | 10:16:03.639 | 3:25.599 | 3:25.599 | | |

8 Lukas Dunner R Drivex School
 Dallara F312

| Nr. | In Day Time | In Time | Out Time | Pit Time | T. Pit Time | Handicap | Penalty |
|-----|--------------|--------------|--------------|----------|-------------|----------|---------|
| 1 | 10:24:01.402 | 10:24:01.402 | 10:28:52.583 | 4:51.181 | 4:51.181 | | |

10 Bent Viscaal R Teo Martin Motorsport
 Dallara F312

| Nr. | In Day Time | In Time | Out Time | Pit Time | T. Pit Time | Handicap | Penalty |
|-----|--------------|--------------|--------------|----------|-------------|----------|---------|
| 1 | 10:22:30.560 | 10:22:30.560 | 10:29:02.659 | 6:32.099 | 6:32.099 | | |

11 Petru Florescu Campos Racing
 Dallara F312

| Nr. | In Day Time | In Time | Out Time | Pit Time | T. Pit Time | Handicap | Penalty |
|-----|--------------|--------------|--------------|----------|-------------|----------|---------|
| 1 | 10:14:28.965 | 10:14:28.965 | 10:19:40.659 | 5:11.694 | 5:11.694 | | |
| 2 | 10:26:32.559 | 10:26:32.559 | 10:30:35.036 | 4:02.477 | 9:14.171 | | |

18 Marcos Siebert Campos Racing
 Dallara F312

| Nr. | In Day Time | In Time | Out Time | Pit Time | T. Pit Time | Handicap | Penalty |
|-----|--------------|--------------|--------------|----------|-------------|----------|---------|
| 1 | 10:14:23.667 | 10:14:23.667 | 10:18:21.803 | 3:58.136 | 3:58.136 | | |
| 2 | 10:25:02.745 | 10:25:02.745 | 10:30:28.840 | 5:26.095 | 9:24.231 | | |

28 Cameron Das Carlin Motorsport
 Dallara F312

| Nr. | In Day Time | In Time | Out Time | Pit Time | T. Pit Time | Handicap | Penalty |
|-----|--------------|--------------|--------------|----------|-------------|----------|---------|
| 1 | 10:12:08.238 | 10:12:08.238 | 10:15:21.006 | 3:12.768 | 3:12.768 | | |
| 2 | 10:27:00.247 | 10:27:00.247 | 10:31:23.365 | 4:23.118 | 7:35.886 | | |

34 Matheus Iorio Carlin Motorsport
 Dallara F312

| Nr. | In Day Time | In Time | Out Time | Pit Time | T. Pit Time | Handicap | Penalty |
|-----|--------------|--------------|--------------|----------|-------------|----------|---------|
| 1 | 10:12:06.197 | 10:12:06.197 | 10:17:36.849 | 5:30.652 | 5:30.652 | | |
| 2 | 10:27:47.092 | 10:27:47.092 | 10:32:51.301 | 5:04.209 | 10:34.861 | | |

51 Aldo Festante R Teo Martin Motorsport
 Dallara F312

| Nr. | In Day Time | In Time | Out Time | Pit Time | T. Pit Time | Handicap | Penalty |
|-----|--------------|--------------|--------------|----------|-------------|----------|---------|
| 1 | 10:15:36.639 | 10:15:36.639 | 10:16:58.448 | 1:21.809 | 1:21.809 | | |
| 2 | 10:25:38.976 | 10:25:38.976 | 10:31:45.875 | 6:06.899 | 7:28.708 | | |

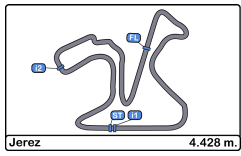
58 Javier Gonzalez R Drivex School
 Dallara F312

| Nr. | In Day Time | In Time | Out Time | Pit Time | T. Pit Time | Handicap | Penalty |
|-----|--------------|--------------|--------------|----------|-------------|----------|---------|
| 1 | 10:15:26.110 | 10:15:26.110 | 10:32:32.252 | 17:06.14 | 17:06.142 | | |
| 2 | | | | | | | |

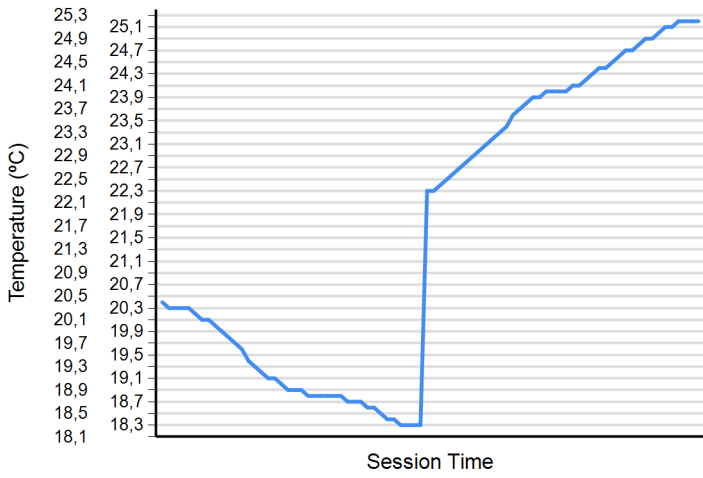
77 Guilherme Samaia RP Motorsport
 Dallara F312

| Nr. | In Day Time | In Time | Out Time | Pit Time | T. Pit Time | Handicap | Penalty |
|-----|--------------|--------------|--------------|----------|-------------|----------|---------|
| 1 | 10:24:46.386 | 10:24:46.386 | 10:29:43.047 | 4:56.661 | 4:56.661 | | |

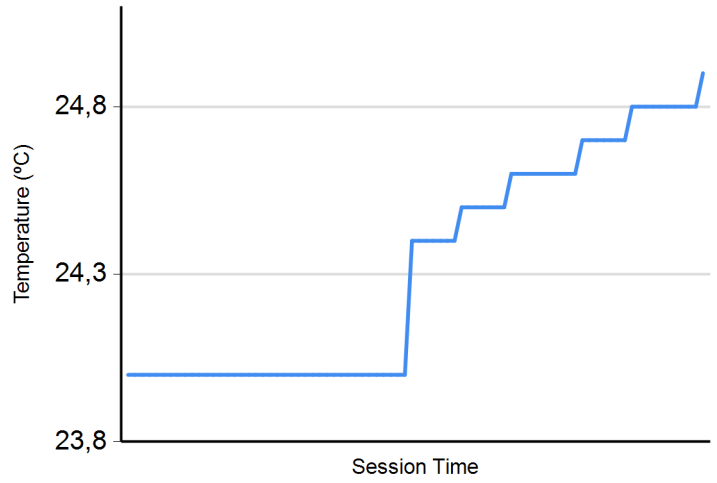




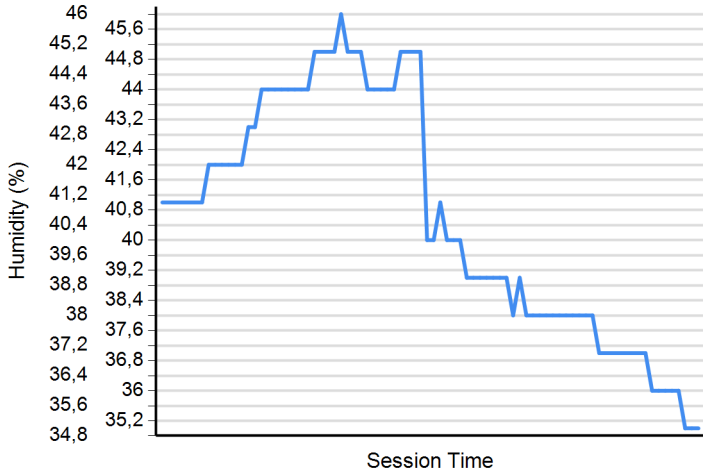
Air Temperature



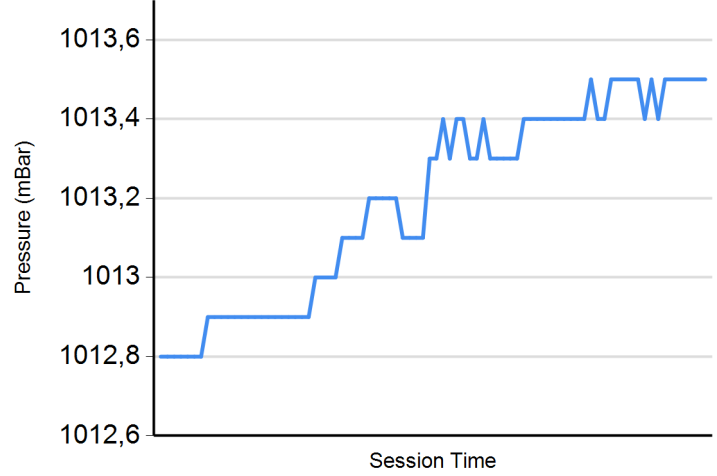
Track Temperature



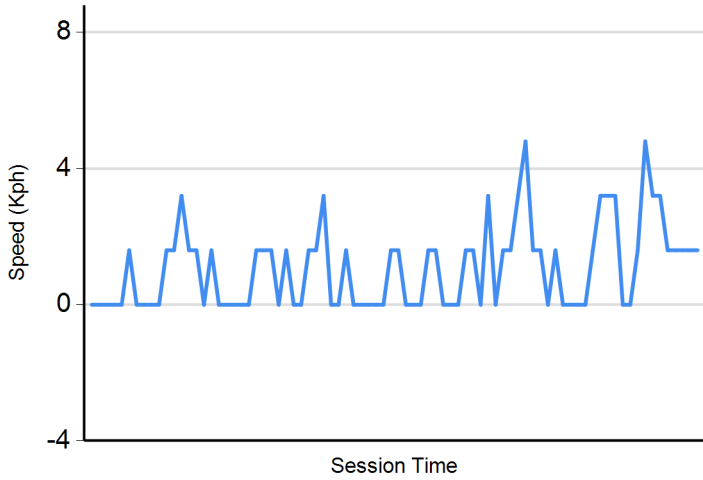
Humidity



Pressure



Wind Speed



Wind direction

North = 0°/360° Est = 90° South = 180° West = 270°

