

**Silverstone Circuit**  
**Radical European Master**  
**Race - 3**  
**Provisional Results**




Cls	Nº	Entrant/Team	Nat	Driver 1	Nat	Driver 2	Nat	Vehicle	Cat	Cl	Laps	Total Time	Gap	Interval	Km/h	Best	Time	Km/h
1	20	Radical Works Team		<u>Mark Crader</u>	GBR	Stuart Moseley	GBR	Radical SR8	Masters	1	23	<b>50:57.789</b>			159.5	23	1:59.972	176.7
2	8	RAW Motorsport		<u>Louis Hamilton-Smith</u>	GBR	Theodor Olsen	NOR	Radical SR8	Masters	2	23	<b>51:11.205</b>	13.416	13.416	158.8	17	2:02.544	173.0
3	46	RAW Motorsport		<u>Andrew Fergusson</u>	GBR	Rob Wheldon	GBR	Radical SR8	Masters	3	23	<b>51:14.033</b>	16.244	2.828	158.6	15	2:02.282	173.4
4	0	Radical Works Team		Alex Mortimer	GBR			Radical Spyder	Masters	4	23	<b>51:15.220</b>	17.431	1.187	158.6	22	2:01.568	174.4
5	14	Radical Works Team		Roger Bromiley	GBR			Radical SR8	Masters	5	23	<b>51:38.933</b>	41.144	23.713	157.4	20	2:03.412	171.8
6	22	Radical Works Team		James Pinkerton	GBR			Radical SR3 RSX	SuperSp	1	23	<b>52:47.571</b>	1:49.782	1:08.638	153.9	20	2:06.519	167.6

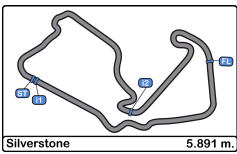
**Fastest lap Crader - Moseley in 1:59.972 at 176.8 Km/h in lap 23**

Published at:.....

Track Temp: **29.4 °C**    Air Temp: **22.9 °C**    Humidity: **40 %**    Track Status: **DRY**

<b>Stewards:</b>	<b>Race Director:</b>	<b>Timekeeper:</b> 
------------------	-----------------------	--





**Silverstone Circuit**  
**Radical European Master**  
**Race - 3**  
**Provisional Results by Class**




Cls	Nº	Entrant/Team	Nat	Driver 1	Nat	Driver 2	Nat	Vehicle	Cat	Cl	Laps	Total Time	Gap	Interval	Km/h	Best	Time	Km/h
<b>Masters</b>																		
1	20	Radical Works Team		<u>Mark Crader</u>	GBR	Stuart Moseley	GBR	Radical SR8	Masters	1	23	<b>50:57.789</b>			159.5	23	1:59.972	176.7
2	8	RAW Motorsport		<u>Louis Hamilton-Smith</u>	GBR	Theodor Olsen	NOR	Radical SR8	Masters	2	23	<b>51:11.205</b>	13.416	13.416	158.8	17	2:02.544	173.0
3	46	RAW Motorsport		<u>Andrew Fergusson</u>	GBR	Rob Wheldon	GBR	Radical SR8	Masters	3	23	<b>51:14.033</b>	16.244	2.828	158.6	15	2:02.282	173.4
4	0	Radical Works Team		Alex Mortimer	GBR			Radical Spyder	Masters	4	23	<b>51:15.220</b>	17.431	1.187	158.6	22	2:01.568	174.4
5	14	Radical Works Team		Roger Bromiley	GBR			Radical SR8	Masters	5	23	<b>51:38.933</b>	41.144	23.713	157.4	20	2:03.412	171.8
<b>SuperSport</b>																		
1	22	Radical Works Team		James Pinkerton	GBR			Radical SR3 RSX	SuperSp	1	23	<b>52:47.571</b>			153.9	20	2:06.519	167.6

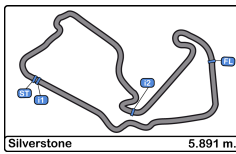
**Fastest lap Crader - Moseley in 1:59.972 at 176.8 Km/h in lap 23**

Published at:.....

Track Temp: **29.4 °C**    Air Temp: **22.9 °C**    Humidity: **40 %**    Track Status: **DRY**

<b>Stewards:</b>	<b>Race Director:</b>	<b>Timekeeper:</b> 
------------------	-----------------------	--





Silverstone Circuit  
Radical European Master

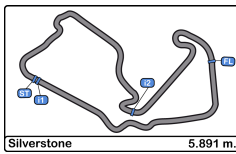
Race - 3

Provisional Classification by Driver Fastest Lap



Clas	Nº	Entrant/Team	Nat	Vehicle	Driver	Nat	Cat	Clas	Laps	Best	Time	Gap	Interval	Km/h
1	20	Radical Works Team		Radical SR8	Stuart Moseley	GBR	Masters	1	13	13	1:59.972			176.7
2	0	Radical Works Team		Radical Spyder	Alex Mortimer	GBR	Masters	2	23	22	2:01.568	1.596	1.596	174.4
3	20	Radical Works Team		Radical SR8	Mark Crader	GBR	Masters	3	10	7	2:01.909	1.937	0.341	173.9
4	46	RAW Motorsport		Radical SR8	Andrew Fergusson	GBR	Masters	4	19	15	2:02.282	2.310	0.373	173.4
5	46	RAW Motorsport		Radical SR8	Rob Wheldon	GBR	Masters	5	4	4	2:02.459	2.487	0.177	173.1
6	8	RAW Motorsport		Radical SR8	Theodor Olsen	NOR	Masters	6	12	6	2:02.544	2.572	0.085	173.0
7	8	RAW Motorsport		Radical SR8	Louis Hamilton-Smith	GBR	Masters	7	11	9	2:03.221	3.249	0.677	172.1
8	14	Radical Works Team		Radical SR8	Roger Bromiley	GBR	Masters	8	23	20	2:03.412	3.440	0.191	171.8
9	22	Radical Works Team		Radical SR3 RSX	James Pinkerton	GBR	SuperS	1	23	20	2:06.519	6.547	3.107	167.6



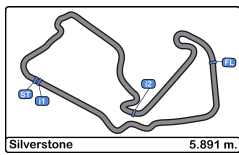


Silverstone Circuit  
Radical European Master  
Race - 3  
Distance and Speed Average



Cls	Nº	Entrant/Team	Nat	Driver 1	Nat	Status	Driver 2	Nat	Vehicle	Cat	Cls	Laps	Distance	Total Time	Km/h
1	20	Radical Works Team		<u>Mark Crader</u>	GBR		Stuart Moseley	GBR	Radical SR8	Masters	1	23	135.49	50:57.789	159.5
2	8	RAW Motorsport		<u>Louis Hamilton-Smith</u>	GBR		Theodor Olsen	NOR	Radical SR8	Masters	2	23	135.49	51:11.205	158.8
3	46	RAW Motorsport		<u>Andrew Fergusson</u>	GBR		Rob Wheldon	GBR	Radical SR8	Masters	3	23	135.49	51:14.033	158.6
4	0	Radical Works Team		Alex Mortimer	GBR				Radical Spyder	Masters	4	23	135.49	51:15.220	158.6
5	14	Radical Works Team		Roger Bromiley	GBR				Radical SR8	Masters	5	23	135.49	51:38.933	157.4
6	22	Radical Works Team		James Pinkerton	GBR				Radical SR3 RSX	SuperS	1	23	135.49	52:47.571	153.9





**Silverstone Circuit**  
**Radical European Master**  
**Race - 3**  
**Lap Analysis**



0

1 Alex Mortimer

Radical Spyder **14**

1 Roger Bromiley

Radical SR8

Masters 2

Radical Works Team

Masters 2

Radical Works Team

Lap	D	Time	Sector 1	Sector 2	Sector 3	T. Spd	Elapsed	Lap	D	Time	Sector 1	Sector 2	Sector 3	T. Spd	Elapsed
1		3:37.742	1:10.731	1:27.444	59.567	131.2	3:37.742	1		3:37.336	1:08.360	1:26.930	1:02.046	135.0	3:37.336
2		2:10.320	40.338	57.585	32.397	255.3	5:48.062	2		2:11.553	40.681	58.085	32.787	241.0	5:48.889
3		2:04.116	36.561	55.686	31.869	257.1	7:52.178	3		2:06.131	37.412	56.165	32.554	243.2	7:55.020
4		2:03.240	36.381	54.991	31.868	257.7	9:55.418	4		2:06.111	37.485	55.972	32.654	243.2	10:01.131
5		2:04.646	36.341	56.173	32.132	256.5	12:00.064	5		2:06.346	37.426	56.360	32.560	242.1	12:07.477
6		2:03.607	36.407	55.395	31.805	255.9	14:03.671	6		2:05.397	37.289	55.639	32.469	242.1	14:12.874
7		2:02.794	36.315	54.824	31.655	258.3	16:06.465	7		2:05.062	37.066	55.610	32.386	243.7	16:17.936
8		2:01.885	36.031	54.227	31.627	257.1	18:08.350	8		2:05.431	37.021	55.830	32.580	244.3	18:23.367
9		2:01.930	35.904	54.377	31.649	257.7	20:10.280	9		2:05.004	37.346	55.415	32.243	244.8	20:28.371
10		2:02.362	36.064	54.637	31.661	257.7	22:12.642	10		2:04.581	36.925	55.424	32.232	244.3	22:32.952
11		2:07.835 P	36.222	55.206	36.407	255.9	24:20.477	11		2:04.968	37.203	55.506	32.259	243.2	24:37.920
12		4:21.751	2:54.707	55.264	31.780	255.3	28:42.228	12		2:10.251 P	37.132	55.850	37.269	243.7	26:48.171
13		2:02.171	36.087	54.516	31.568	256.5	30:44.399	13		4:04.162	2:35.953	55.795	32.414	243.2	30:52.333
14		2:01.684	35.986	54.277	31.421	257.7	32:46.083	14		2:05.802	37.058	56.207	32.537	243.2	32:58.135
15		2:01.891	35.665	54.566	31.660	257.7	34:47.974	15		2:05.125	37.307	55.759	32.059	242.6	35:03.260
16		2:02.883	35.976	55.039	31.868	258.3	36:50.857	16		2:05.362	37.038	55.715	32.609	243.7	37:08.622
17		2:02.394	36.060	54.827	31.507	258.3	38:53.251	17		2:05.928	38.039	55.353	32.536	243.2	39:14.550
18		2:02.786	36.180	54.930	31.676	258.3	40:56.037	18		2:03.910	36.837	54.771	32.302	244.8	41:18.460
19		2:02.181	36.250	54.516	31.415	256.5	42:58.218	19		2:04.562	36.948	55.228	32.386	244.8	43:23.022
20		2:01.760	35.628	54.600	31.532	257.7	44:59.978	20		2:03.412	36.731	54.718	31.963	244.8	45:26.434
21		2:01.749	36.021	54.204	31.524	258.3	47:01.727	21		2:03.707	36.778	54.824	32.105	243.7	47:30.141
22		2:01.568	35.895	54.222	31.451	257.7	49:03.295	22		2:05.247	37.072	55.513	32.662	244.3	49:35.388
23		2:11.925 P	36.744	55.703	39.478	257.7	51:15.220	23		2:03.545	36.836	54.634	32.075	244.3	51:38.933

8

1 Louis Hamilton-Smith

Radical SR8 **20**

1 Mark Crader

Radical SR8

Masters 2

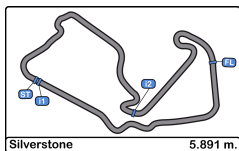
RAW Motorsport

Masters 2

Radical Works Team

Lap	D	Time	Sector 1	Sector 2	Sector 3	T. Spd	Elapsed	Lap	D	Time	Sector 1	Sector 2	Sector 3	T. Spd	Elapsed
1	1	3:36.937	1:05.176	1:28.660	1:03.101	120.8	3:36.937	1	1	3:36.949	1:04.369	1:28.552	1:04.028	124.4	3:36.949
2	1	2:09.671	40.350	56.810	32.511	246.5	5:46.608	2	1	2:10.005	39.795	57.953	32.257	243.7	5:46.954
3	1	2:04.014	36.716	54.695	32.603	245.4	7:50.622	3	1	2:03.868	36.713	55.016	32.139	245.4	7:50.822
4	1	2:03.541	36.625	54.545	32.371	246.5	9:54.163	4	1	2:03.517	36.712	54.922	31.883	245.4	9:54.339
5	1	2:05.186	36.660	56.071	32.455	246.0	11:59.349	5	1	2:03.633	36.671	55.093	31.869	248.2	11:57.972
6	1	2:04.068	36.730	54.943	32.395	247.1	14:03.417	6	1	2:02.685	36.426	54.440	31.819	245.4	14:00.657
7	1	2:04.829	36.397	55.807	32.625	247.1	16:08.246	7	1	2:01.909	36.029	53.966	31.914	247.7	16:02.566
8	1	2:03.882	36.533	54.952	32.397	246.0	18:12.128	8	1	2:02.592	36.316	54.490	31.786	247.1	18:05.158
9	1	2:03.221	36.405	54.353	32.463	247.1	20:15.349	9	1	2:02.071	36.035	54.141	31.895	246.5	20:07.229
10	1	2:03.491	36.519	54.516	32.456	246.5	22:18.840	10	1	2:08.453 P	36.183	54.076	38.194	247.1	22:15.682
11	1	2:09.670 P	36.821	54.642	38.207	247.7	24:28.510	11	2	4:18.423	2:51.983	54.550	31.890	244.8	26:34.105
12	2	4:09.601	2:42.939	54.457	32.205	246.0	28:38.111	12	2	2:02.988	36.224	54.461	32.303	245.4	28:37.093
13	2	2:02.953	36.319	54.538	32.096	247.1	30:41.064	13	2	2:02.268	36.453	53.903	31.912	245.4	30:39.361
14	2	2:02.945	36.383	54.474	32.088	247.1	32:44.009	14	2	2:01.292	35.856	53.766	31.670	244.8	32:40.653
15	2	2:03.106	36.219	54.719	32.168	247.1	34:47.115	15	2	2:03.807	36.761	54.810	32.236	241.0	34:44.460
16	2	2:03.099	36.341	54.657	32.101	247.7	36:50.214	16	2	2:04.093	36.708	54.960	32.425	244.8	36:48.553
17	2	2:02.544	36.202	54.298	32.044	247.1	38:52.758	17	2	2:02.718	36.284	54.657	31.777	245.4	38:51.271
18	2	2:03.126	36.227	54.612	32.287	248.2	40:55.884	18	2	2:02.665	36.020	54.488	32.157	245.4	40:53.936
19	2	2:03.867	37.371	54.440	32.056	250.0	42:59.751	19	2	2:02.917	36.373	54.501	32.043	246.5	42:56.853
20	2	2:02.752	36.237	54.339	32.176	248.8	45:02.503	20	2	2:00.517	35.700	53.336	31.481	246.0	44:57.370
21	2	2:03.031	36.154	54.719	32.158	247.1	47:05.534	21	2	2:00.130	35.603	53.052	31.475	246.0	46:57.500
22	2	2:02.919	36.272	54.528	32.119	248.2	49:08.453	22	2	2:00.317	35.702	53.031	31.584	246.0	48:57.817
23	2	2:02.752	36.236	54.261	32.255	248.8	51:11.205	23	2	1:59.972	35.525	52.973	31.474	246.0	50:57.789





**Silverstone Circuit**  
**Radical European Master**  
**Race - 3**  
**Lap Analysis**

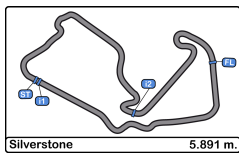


**22** 1 James Pinkerton Radical SR3 RSX  
 SuperSport 2 Radical Works Team

Lap	D	Time	Sector 1	Sector 2	Sector 3	T. Spd	Elapsed
1		3:37.979	1:10.169	1:27.354	1:00.456	147.5	3:37.979
2		2:14.680	43.068	57.239	34.373	212.5	5:52.659
3		2:09.131	38.336	56.507	34.288	213.0	8:01.790
4		2:08.231	38.265	55.770	34.196	213.0	10:10.021
5		2:07.781	37.996	55.439	34.346	212.5	12:17.802
6		2:07.639	38.016	55.439	34.184	213.4	14:25.441
7		2:07.038	37.670	55.252	34.116	213.4	16:32.479
8		2:06.791	37.599	55.224	33.968	213.4	18:39.270
9		2:06.897	37.634	55.075	34.188	213.4	20:46.167
10		2:13.018 P	37.808	55.323	39.887	213.4	22:59.185
11		4:22.878	2:53.062	55.349	34.467	210.9	27:22.063
12		2:08.064	38.437	55.372	34.255	211.3	29:30.127
13		2:08.086	38.091	55.663	34.332	211.7	31:38.213
14		2:07.429	37.904	55.385	34.140	210.9	33:45.642
15		2:07.232	37.880	55.310	34.042	211.3	35:52.874
16		2:07.179	37.810	55.308	34.061	212.1	38:00.053
17		2:06.796	37.729	55.227	33.840	211.7	40:06.849
18		2:06.631	37.784	54.894	33.953	211.7	42:13.480
19		2:06.921	37.817	55.097	34.007	212.5	44:20.401
20		2:06.519	37.589	54.932	33.998	212.1	46:26.920
21		2:07.123	37.755	55.280	34.088	211.7	48:34.043
22		2:06.641	37.622	55.017	34.002	213.0	50:40.684
23		2:06.887	37.718	55.182	33.987	212.1	52:47.571

**46** 1 Andrew Fergusson Radical SR8  
 Masters 2 Rob Wheldon RAW Motorsport

Lap	D	Time	Sector 1	Sector 2	Sector 3	T. Spd	Elapsed
1	1	3:37.396	1:07.560	1:28.697	1:01.139	132.6	3:37.396
2	1	2:13.053	42.237	58.119	32.697	243.2	5:50.449
3	1	2:07.768	37.872	57.325	32.571	247.1	7:58.217
4	1	2:06.384	37.529	56.300	32.555	246.5	10:04.601
5	1	2:05.925	37.553	55.836	32.536	246.5	12:10.526
6	1	2:05.972	37.375	56.228	32.369	247.1	14:16.498
7	1	2:05.824	37.332	55.983	32.509	247.7	16:22.322
8	1	2:05.980	37.678	55.927	32.375	247.1	18:28.302
9	1	2:06.321	37.668	55.988	32.665	247.1	20:34.623
10	1	2:05.965	37.498	56.027	32.440	247.1	22:40.588
11	1	2:06.750	38.130	56.043	32.577	247.1	24:47.338
12	1	2:10.930 P	37.787	56.065	37.078	246.5	26:58.268
13	1	3:51.129	2:24.677	54.323	32.129	246.0	30:49.397
14	1	2:02.412	36.356	54.064	31.992	247.1	32:51.809
15	1	2:02.282	36.341	53.894	32.047	246.5	34:54.091
16	1	2:02.388	36.243	54.190	31.955	246.5	36:56.479
17	1	2:02.284	36.250	54.000	32.034	247.1	38:58.763
18	1	2:02.300	36.190	54.013	32.097	247.7	41:01.063
19	1	2:02.303	36.259	54.109	31.935	247.1	43:03.366
20	2	2:02.765	36.326	54.186	32.253	247.1	45:06.131
21	2	2:02.766	36.397	54.253	32.116	247.7	47:08.897
22	2	2:02.677	36.293	54.258	32.126	247.1	49:11.574
23	2	2:02.459	36.293	54.185	31.981	248.2	51:14.033

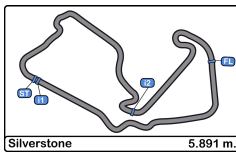


**Silverstone Circuit**  
**Radical European Master**  
**Race - 3**  
**Analysis by Lap**



Num	Lap Time	Gap	Num	Lap Time	Gap	Num	Lap Time	Gap	Num	Lap Time	Gap	Num	Lap Time	Gap
<b>Lap 1</b>			<b>Lap 6</b>			<b>Lap 11</b>			<b>Lap 16</b>			<b>Lap 21</b>		
8	3:36.937		20	2:02.685		0	2:07.835		20	2:04.093		20	2:00.130	
20	3:36.949	00.012	8	2:04.068	02.760	8	2:09.670	08.033	8	2:03.099	01.661	0	2:01.749	04.227
14	3:37.336	00.399	0	2:03.607	03.014	14	2:04.968	17.443	0	2:02.883	02.304	8	2:03.031	08.034
46	3:37.396	00.459	14	2:05.397	12.217	46	2:06.750	26.861	46	2:02.388	07.926	46	2:02.766	11.397
0	3:37.742	00.805	46	2:05.972	15.841	20	4:18.423	2:13.628	14	2:05.362	20.069	14	2:03.707	32.641
22	3:37.979	01.042	22	2:07.639	24.784	<b>Num Lap Time Gap</b>			22	2:07.179	1:11.500	22	2:07.123	1:36.543
<b>Lap 2</b>			<b>Lap 7</b>			<b>Lap 12</b>			<b>Lap 17</b>			<b>Lap 22</b>		
8	2:09.671		20	2:01.909		14	2:10.251		20	2:02.718		20	2:00.317	
20	2:10.005	00.346	0	2:02.794	03.899	46	2:10.930	10.097	8	2:02.544	01.487	0	2:01.568	05.478
0	2:10.320	01.454	8	2:04.829	05.680	22	4:22.878	1 Lap	0	2:02.394	01.980	8	2:02.919	10.636
14	2:11.553	02.281	14	2:05.062	15.370	20	2:02.988	1:48.922	0	2:02.394	01.980	8	2:02.919	10.636
46	2:13.053	03.841	46	2:05.824	19.756	8	4:09.601	1:49.940	46	2:02.284	07.492	46	2:02.677	13.757
22	2:14.680	06.051	22	2:07.038	29.913	0	4:21.751	1:54.057	14	2:05.928	23.279	14	2:05.247	37.571
<b>Num Lap Time Gap</b>			<b>Num Lap Time Gap</b>			<b>Num Lap Time Gap</b>			<b>Num Lap Time Gap</b>			<b>Num Lap Time Gap</b>		
<b>Lap 3</b>			<b>Lap 8</b>			<b>Lap 13</b>			<b>Lap 18</b>			<b>Lap 23</b>		
8	2:04.014		20	2:02.592		20	2:02.268		20	2:02.665		20	1:59.972	
20	2:03.868	00.200	0	2:01.885	03.192	8	2:02.953	01.703	8	2:03.126	01.948	8	2:02.752	13.416
0	2:04.116	01.556	8	2:03.882	06.970	0	2:02.171	05.038	0	2:02.786	02.101	46	2:02.459	16.244
14	2:06.131	04.398	14	2:05.431	18.209	46	3:51.129	10.036	46	2:02.300	07.127	0	2:11.925	17.431
46	2:07.768	07.595	46	2:05.980	23.144	14	4:04.162	12.972	14	2:03.910	24.524	14	2:03.545	41.144
22	2:09.131	11.168	22	2:06.791	34.112	22	2:08.086	58.852	22	2:06.631	1:19.544	22	2:06.887	1:49.782
<b>Num Lap Time Gap</b>			<b>Num Lap Time Gap</b>			<b>Num Lap Time Gap</b>			<b>Num Lap Time Gap</b>			<b>Num Lap Time Gap</b>		
<b>Lap 4</b>			<b>Lap 9</b>			<b>Lap 14</b>			<b>Lap 19</b>					
8	2:03.541		20	2:02.071		20	2:01.292		20	2:02.917				
20	2:03.517	00.176	0	2:01.930	03.051	8	2:02.945	03.356	0	2:02.181	01.365			
0	2:03.240	01.255	8	2:03.221	08.120	0	2:01.684	05.430	8	2:03.867	02.898			
14	2:06.111	06.968	14	2:05.004	21.142	46	2:02.412	11.156	46	2:02.303	06.513			
46	2:06.384	10.438	46	2:06.321	27.394	14	2:05.802	17.482	14	2:04.562	26.169			
22	2:08.231	15.858	22	2:06.897	38.938	22	2:07.429	1:04.989	22	2:06.921	1:23.548			
<b>Num Lap Time Gap</b>			<b>Num Lap Time Gap</b>			<b>Num Lap Time Gap</b>			<b>Num Lap Time Gap</b>					
<b>Lap 5</b>			<b>Lap 10</b>			<b>Lap 15</b>			<b>Lap 20</b>					
20	2:03.633		0	2:02.362		20	2:03.807		20	2:00.517				
8	2:05.186	01.377	20	2:08.453	03.040	8	2:03.106	02.655	0	2:01.760	02.608			
0	2:04.646	02.092	8	2:03.491	06.198	0	2:01.891	03.514	8	2:02.752	05.133			
14	2:06.346	09.505	14	2:04.581	20.310	46	2:02.282	09.631	46	2:02.765	08.761			
46	2:05.925	12.554	46	2:05.965	27.946	14	2:05.125	18.800	14	2:03.412	29.064			
22	2:07.781	19.830	22	2:13.018	46.543	22	2:07.232	1:08.414	22	2:06.519	1:29.550			





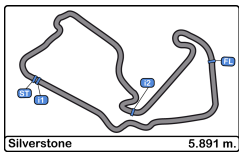
Silverstone Circuit  
 Radical European Master  
 Race - 3  
 Best Sectors Results



Sector - 1				Sector - 2				Sector - 3				Ideal Lap vs Best Lap				
Clas	Nº	Driver	Time	Nº	Driver	Time	Nº	Driver	Time	Clas	Nº	Driver	Ideal Lap	Best Lap	Clas	
1	20	Crader - Moseley	35.525	20	Crader - Moseley	52.973	0	Alex Mortimer	31.415	1	20	Crader - Moseley	1:59.972	1:59.972	1	
2	0	Alex Mortimer	35.628	46	Fergusson - Wheldon	53.894	20	Crader - Moseley	31.474	2	0	Alex Mortimer	2:01.247	2:01.568	2	
3	8	Hamilton-Smith - Olsen	36.154	0	Alex Mortimer	54.204	46	Fergusson - Wheldon	31.935	3	46	Fergusson - Wheldon	2:02.019	2:02.282	3	
4	46	Fergusson - Wheldon	36.190	8	Hamilton-Smith - Olsen	54.261	14	Roger Bromiley	31.963	4	8	Hamilton-Smith - Olsen	2:02.459	2:02.544	4	
5	14	Roger Bromiley	36.731	14	Roger Bromiley	54.634	8	Hamilton-Smith - Olsen	32.044	5	14	Roger Bromiley	2:03.328	2:03.412	5	
6	22	James Pinkerton	37.589	22	James Pinkerton	54.894	22	James Pinkerton	33.840	6	22	James Pinkerton	2:06.323	2:06.519	6	





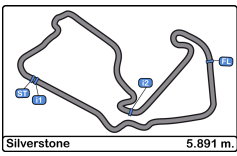


Silverstone Circuit  
Radical European Master  
Race - 3  
Leader Sequence



Nº	Entrant/Team	Nat	Driver 1	Nat	Driver 2	Nat	Vehicle	Cat	Start Lap	End Lap	Laps	Total Laps
8	RAW Motorsport		<u>Louis Hamilton-Smith</u>	GBR	Theodor Olsen	NOR	Radical SR8	Masters	1	4	4	4
20	Radical Works Team		<u>Mark Crader</u>	GBR	Stuart Moseley	GBR	Radical SR8	Masters	5	9	5	5
0	Radical Works Team		Alex Mortimer	GBR			Radical Spyder	Masters	10	11	2	2
14	Radical Works Team		Roger Bromiley	GBR			Radical SR8	Masters	12	12	1	1
20	Radical Works Team		<u>Mark Crader</u>	GBR	Stuart Moseley	GBR	Radical SR8	Masters	13	23	11	16



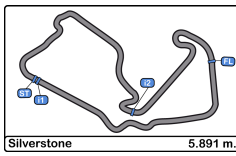


**Silverstone Circuit**  
**Radical European Master**  
**Race - 3**  
**Best 5 Lap Times**



Cl	N°	Entrant/Team	Nat	Driver 1	Nat	Driver 2	Nat	Vehicle	Cat	Cl	Best 1		Best 2		Best 3		Best 4		Best 5	
											Time	Lap	Time	Lap	Time	Lap	Time	Lap	Time	Lap
1	20	Radical Works Team		<u>Mark Crader</u>	GBR	Stuart Moseley	GBR	Radical SR8	Masters	1	<b>1:59.972</b>	23	2:00.130	21	2:00.317	22	2:00.517	20	2:01.292	14
2	0	Radical Works Team		Alex Mortimer	GBR			Radical Spyder	Masters	2	<b>2:01.568</b>	22	2:01.684	14	2:01.749	21	2:01.760	20	2:01.885	8
3	46	RAW Motorsport		<u>Andrew Fergusson</u>	GBR	Rob Wheldon	GBR	Radical SR8	Masters	3	<b>2:02.282</b>	15	2:02.284	17	2:02.300	18	2:02.303	19	2:02.388	16
4	8	RAW Motorsport		<u>Louis Hamilton-Smith</u>	GBR	Theodor Olsen	NOR	Radical SR8	Masters	4	<b>2:02.544</b>	17	2:02.752	20	2:02.752	23	2:02.919	22	2:02.945	14
5	14	Radical Works Team		Roger Bromiley	GBR			Radical SR8	Masters	5	<b>2:03.412</b>	20	2:03.545	23	2:03.707	21	2:03.910	18	2:04.562	19
6	22	Radical Works Team		James Pinkerton	GBR			Radical SR3 RSX	SuperSp	1	<b>2:06.519</b>	20	2:06.631	18	2:06.641	22	2:06.791	8	2:06.796	17



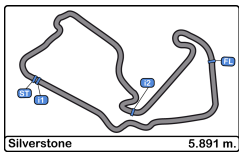


Silverstone Circuit  
 Radical European Master  
 Race - 3  
 Best 5 Top Speeds



Cl	N°	Entrant/Team	Nat	Driver 1	Nat	Driver 2	Nat	Vehicle	Cat	Cl	Top 1		Top 2		Top 3		Top 4		Top 5		Avg
											Km/h	Lap	Km/h	Lap	Km/h	Lap	Km/h	Lap	Km/h	Lap	
1	0	Radical Works Team		Alex Mortimer	GBR			Radical Spyder	Masters	1	258.3	7	258.3	16	258.3	17	258.3	18	258.3	21	258.3
2	8	RAW Motorsport		<u>Louis Hamilton-Smith</u>	GBR	Theodor Olsen	NOR	Radical SR8	Masters	2	250.0	19	248.8	20	248.8	23	248.2	18	248.2	22	248.8
3	20	Radical Works Team		<u>Mark Crader</u>	GBR	Stuart Moseley	GBR	Radical SR8	Masters	3	248.2	5	247.7	7	247.1	8	247.1	10	246.5	9	247.3
4	46	RAW Motorsport		<u>Andrew Fergusson</u>	GBR	Rob Wheldon	GBR	Radical SR8	Masters	4	248.2	23	247.7	7	247.7	18	247.7	21	247.1	3	247.7
5	14	Radical Works Team		Roger Bromiley	GBR			Radical SR8	Masters	5	244.8	9	244.8	18	244.8	19	244.8	20	244.3	8	244.7
6	22	Radical Works Team		James Pinkerton	GBR			Radical SR3 RSX	SuperSp	1	213.4	6	213.4	7	213.4	8	213.4	9	213.4	10	213.4



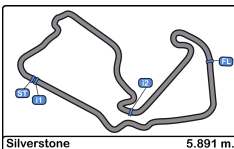


Silverstone Circuit  
 Radical European Master  
 Race - 3  
 Fastest Laps Sequence



Lap	Time of Day	Session Time	Nº	Entrant/Team	Nat	Driver 1	Nat	Driver 2	Nat	Vehicle	Cat	Time	Km/h
2	17:07:33.818	5:46.818	8	RAW Motorsport		<u>Louis Hamilton-Smith</u>	GBR	Theodor Olsen	NOR	Radical SR8	Masters	<b>2:09.671</b>	163.5
3	17:09:37.832	7:50.832	8	RAW Motorsport		<u>Louis Hamilton-Smith</u>	GBR	Theodor Olsen	NOR	Radical SR8	Masters	<b>2:04.014</b>	171.0
3	17:09:38.032	7:51.032	20	Radical Works Team		<u>Mark Crader</u>	GBR	Stuart Moseley	GBR	Radical SR8	Masters	<b>2:03.868</b>	171.2
4	17:11:41.373	9:54.373	8	RAW Motorsport		<u>Louis Hamilton-Smith</u>	GBR	Theodor Olsen	NOR	Radical SR8	Masters	<b>2:03.541</b>	171.6
4	17:11:41.549	9:54.549	20	Radical Works Team		<u>Mark Crader</u>	GBR	Stuart Moseley	GBR	Radical SR8	Masters	<b>2:03.517</b>	171.6
4	17:11:42.628	9:55.628	0	Radical Works Team		Alex Mortimer	GBR			Radical Spyder	Masters	<b>2:03.240</b>	172.0
6	17:15:47.867	14:00.867	20	Radical Works Team		<u>Mark Crader</u>	GBR	Stuart Moseley	GBR	Radical SR8	Masters	<b>2:02.685</b>	172.8
7	17:17:49.776	16:02.776	20	Radical Works Team		<u>Mark Crader</u>	GBR	Stuart Moseley	GBR	Radical SR8	Masters	<b>2:01.909</b>	173.9
8	17:19:55.560	18:08.560	0	Radical Works Team		Alex Mortimer	GBR			Radical Spyder	Masters	<b>2:01.885</b>	173.9
14	17:34:27.863	32:40.863	20	Radical Works Team		Mark Crader	GBR	<u>Stuart Moseley</u>	GBR	Radical SR8	Masters	<b>2:01.292</b>	174.8
20	17:46:44.580	44:57.580	20	Radical Works Team		Mark Crader	GBR	<u>Stuart Moseley</u>	GBR	Radical SR8	Masters	<b>2:00.517</b>	175.9
21	17:48:44.710	46:57.710	20	Radical Works Team		Mark Crader	GBR	<u>Stuart Moseley</u>	GBR	Radical SR8	Masters	<b>2:00.130</b>	176.5
23	17:52:44.999	50:57.999	20	Radical Works Team		Mark Crader	GBR	<u>Stuart Moseley</u>	GBR	Radical SR8	Masters	<b>1:59.972</b>	176.7



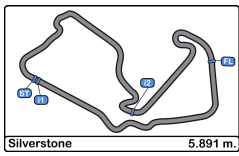


Silverstone Circuit  
Radical European Master  
Race - 3  
Event Best Maximum Speed



<u>Nº</u>	<u>Entrant/Team</u>	<u>Nat</u>	<u>Driver 1</u>	<u>Nat</u>	<u>Driver 2</u>	<u>Nat</u>	<u>Vehicle</u>	<u>Cat</u>	<u>Km/h</u>	<u>Session</u>
0	Radical Works Team		Alex Mortimer	GBR			Radical Spyder	Masters	<b>260.8</b>	Free Practice - 2
8	RAW Motorsport		Louis Hamilton-Smith	GBR	Theodor Olsen	NOR	Radical SR8	Masters	<b>253.5</b>	Free Practice - 1
46	RAW Motorsport		Andrew Fergusson	GBR	Rob Wheldon	GBR	Radical SR8	Masters	<b>252.3</b>	Free Practice - 1
20	Radical Works Team		Mark Crader	GBR	Stuart Moseley	GBR	Radical SR8	Masters	<b>251.1</b>	Free Practice - 1
14	Radical Works Team		Roger Bromiley	GBR			Radical SR8	Masters	<b>250.0</b>	Free Practice - 1
22	Radical Works Team		James Pinkerton	GBR			Radical SR3 RSX	SuperS	<b>216.0</b>	Free Practice - 2





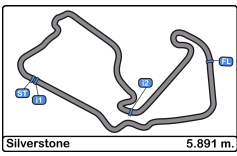
Silverstone Circuit  
 Radical European Master  
 Race - 3  
 Lap Chart



LAP

Nr	Po	Grid	1	2	3	4	5	6	7	8	9	10	11	12	13	14	15	16	17	18	19	20	21	22	23
20	<b>1</b>	20	8	8	8	8	20	20	20	20	20	0	0	14	20	20	20	20	20	20	20	20	20	20	20
8	<b>2</b>	8	20	20	20	20	8	8	0	0	0	20	8	46	8	8	8	8	8	8	0	0	0	0	8
46	<b>3</b>	46	14	0	0	0	0	0	8	8	8	8	14	20	0	0	0	0	0	8	8	8	8	8	46
14	<b>4</b>	14	46	14	14	14	14	14	14	14	14	14	46	8	46	46	46	46	46	46	46	46	46	46	0
22	<b>5</b>	22	0	46	46	46	46	46	46	46	46	46	20	0	14	14	14	14	14	14	14	14	14	14	14
0	<b>6</b>	0	22	22	22	22	22	22	22	22	22	22	22	22	22	22	22	22	22	22	22	22	22	22	22

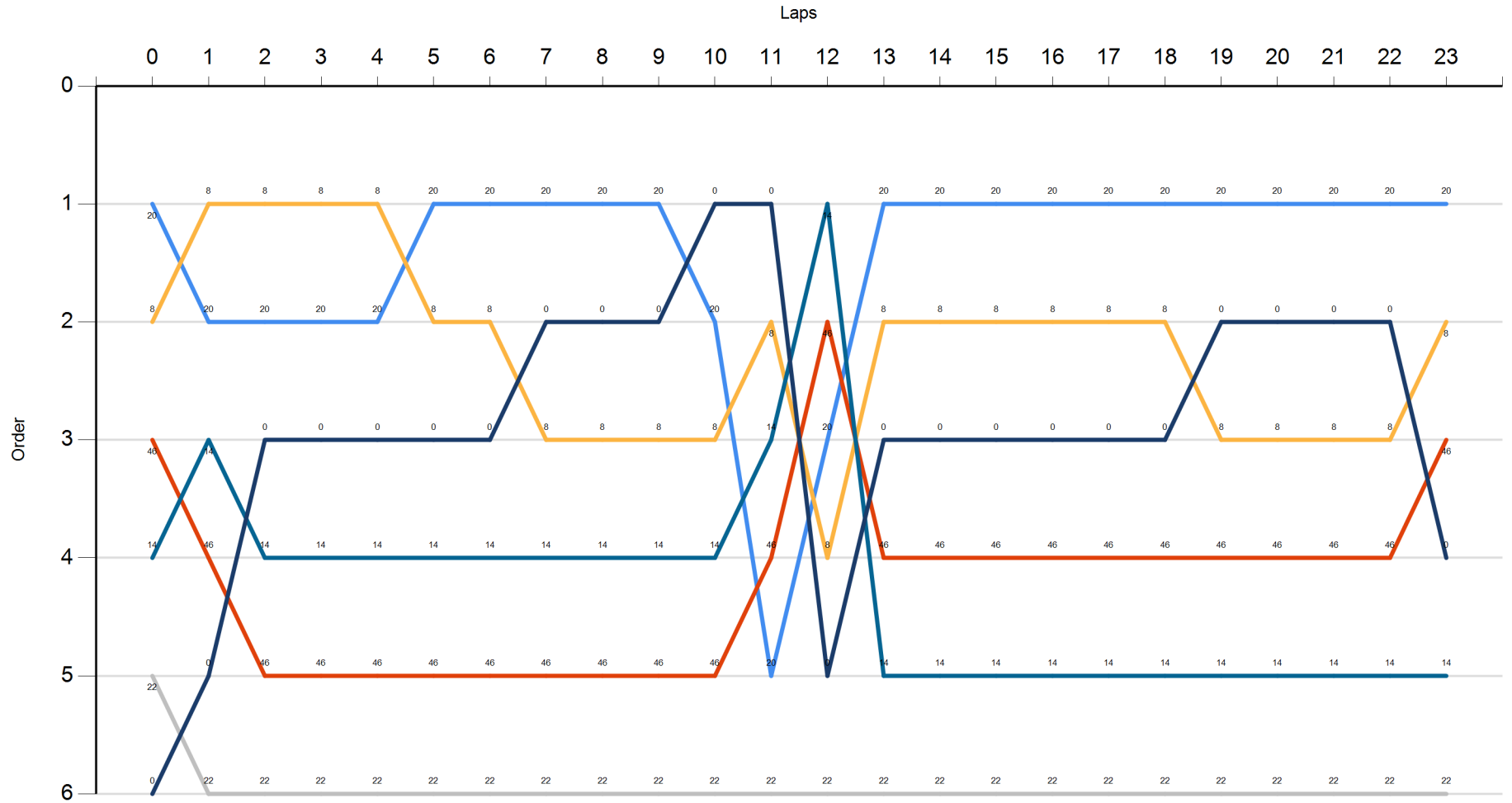


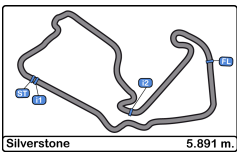


Silverstone Circuit  
 Radical European Master  
 Race - 3  
 Graphic Lap Chart



- 20
- 8
- 46
- 14
- 22
- 0





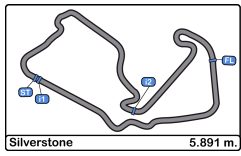
**Silverstone Circuit**  
**Radical European Master**  
**Race - 3**  
**Pit Stop Analysis**



Nr.	In Day Time	Entrant/Team	Nat	Driver 1	Nat	Driver 2	Nat	Vehicle	Cat	In Time	Stop N°	Pit Time	Handicap	Penalty
20	17:24:00.376	Radical Works Team		<u>Mark Crader</u>	GBR	Stuart Moseley	GBR	Radical SR8	Masters	22:13.166	1	2:19.501	2:15	
22	17:24:44.558	Radical Works Team		James Pinkerton	GBR			Radical SR3 RSX	SuperSp	22:57.348	1	2:16.276	1:25	
0	17:26:05.891	Radical Works Team		Alex Mortimer	GBR			Radical Spyder	Masters	24:18.681	1	2:21.816	2:15	
8	17:26:13.503	RAW Motorsport		<u>Louis Hamilton-Smith</u>	GBR	Theodor Olsen	NOR	Radical SR8	Masters	24:26.293	1	2:10.881	2:05	
14	17:28:33.077	Radical Works Team		Roger Bromiley	GBR			Radical SR8	Masters	26:45.867	1	2:03.382	1:55	
46	17:28:43.157	RAW Motorsport		<u>Andrew Fergusson</u>	GBR	Rob Wheldon	GBR	Radical SR8	Masters	26:55.947	1	1:52.570	1:45	



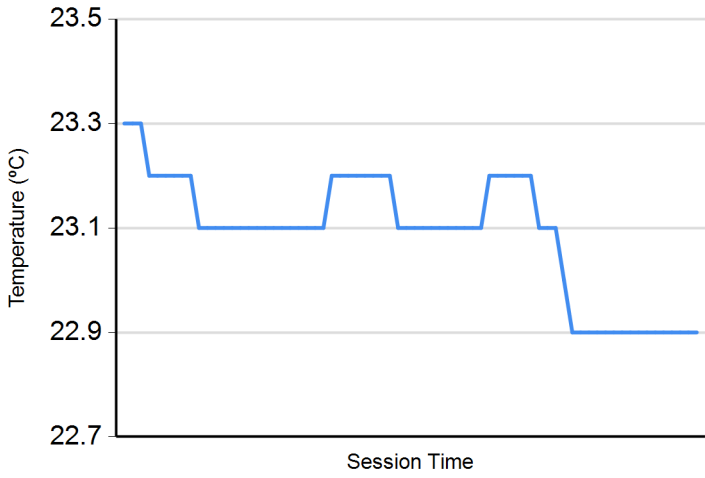




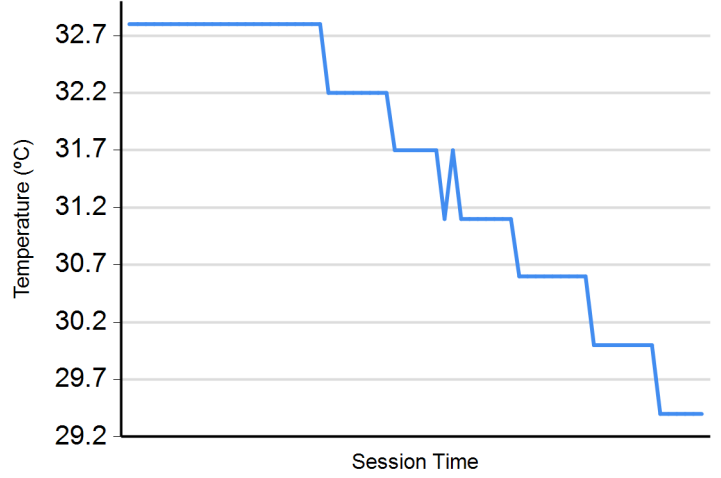
**Silverstone Circuit**  
**Radical European Master**  
**Race - 3**  
**Weather Report**



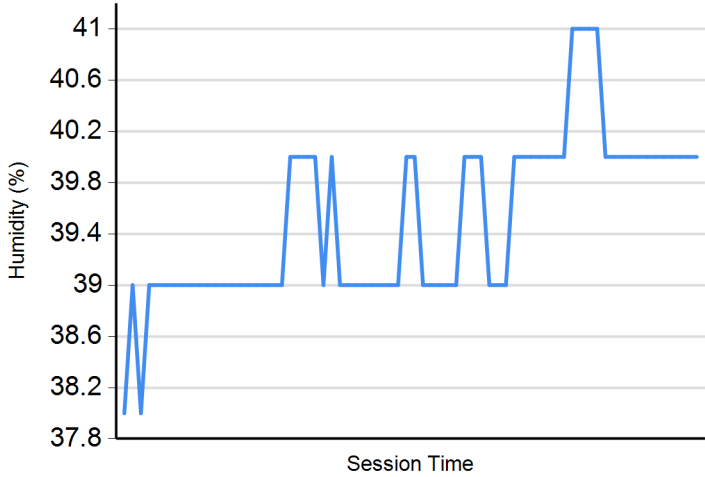
**Air Temperature**



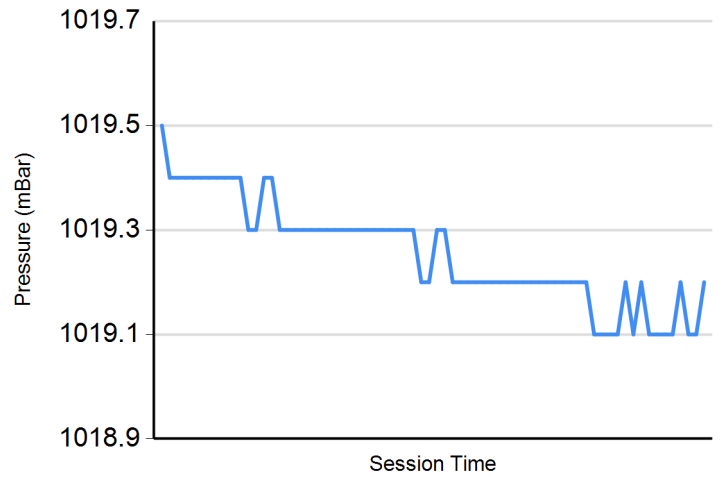
**Track Temperature**



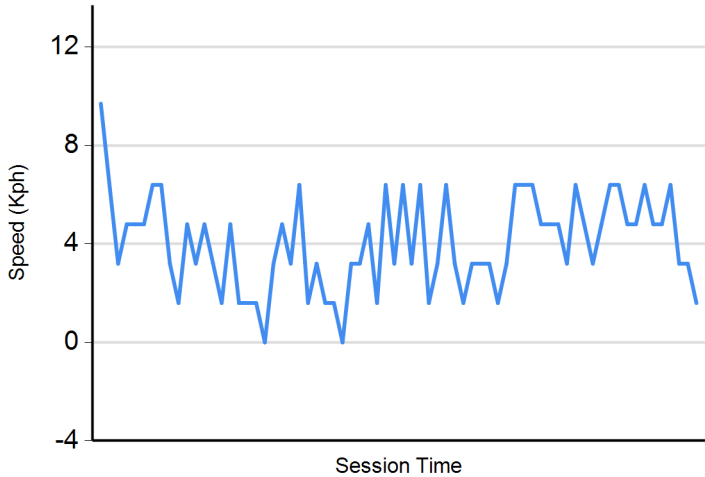
**Humidity**



**Pressure**



**Wind Speed**



**Wind direction**

North = 0°/360° Est = 90° South = 180° West = 270°

