




# Radical European Masters

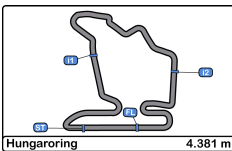
Hungaroring

7th – 8th July 2018

*Results booklet*



Provided by Colegio de Cronometradores S.L.  
[www.cronococa.com](http://www.cronococa.com)



**Hungaroring**  
**Radical European Master**  
**Free Practice - 1**  
**Provisional Results**



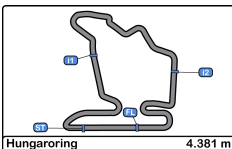
<u>Cla</u>	<u>Nº</u>	<u>Entrant/Team</u>	<u>Driver 1</u>	<u>Nat</u>	<u>Driver 2</u>	<u>Nat</u>	<u>Vehicle</u>	<u>Cat</u>	<u>Clas</u>	<u>Laps</u>	<u>Best</u>	<u>Time</u>	<u>Gap</u>	<u>Interval</u>	<u>Km/h</u>
1	61	Radical Works Team	Morten Dons	DEN	Manhal Allos	GBR	Radical SR8	Masters	1	30	28	1:45.844			149.0
2	20	Radical Works Team	Mark Crader	GBR	Stuart Moseley	GBR	Radical SR8	Masters	2	23	10	1:45.845	0.001	0.001	149.0
3	100	Radical Works Team	Alex Mortimer	GBR			Radical SR8	Masters	3	30	26	1:46.038	0.194	0.193	148.7
4	46	RAW Motorsport	Andrew Fergusson	GBR	Jeremy Fergusson	GBR	Radical SR8	Masters	4	27	23	1:47.747	1.903	1.709	146.3
5	8	RAW Motorsport	Louis Hamilton-Smith	GBR	Theodor Olsen	NOR	Radical SR8	Masters	5	23	14	1:48.530	2.686	0.783	145.3

Published at:.....

Track Temp: 32.8 °C    Air Temp: 23.8 °C    Humidity: 65 %    Track Status: DRY

<b>Stewards:</b>	<b>Race Director:</b>	<b>Timekeeper:</b> 
------------------	-----------------------	------------------------





**Hungaroring**  
**Radical European Master**  
**Free Practice - 1**  
**Provisional Results by Class**



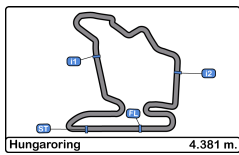
<u>Cla</u>	<u>Nº</u>	<u>Entrant/Team</u>	<u>Driver 1</u>	<u>Nat</u>	<u>Driver 2</u>	<u>Nat</u>	<u>Vehicle</u>	<u>Cat</u>	<u>Clas</u>	<u>Laps</u>	<u>Best</u>	<u>Time</u>	<u>Gap</u>	<u>Interval</u>	<u>Km/h</u>
<b>Masters</b>															
1	61	Radical Works Team	Morten Dons	DEN	Manhal Allos	GBR	Radical SR8	Masters	1	30	28	1:45.844			149.0
2	20	Radical Works Team	Mark Crader	GBR	Stuart Moseley	GBR	Radical SR8	Masters	2	23	10	1:45.845	0.001	0.001	149.0
3	100	Radical Works Team	Alex Mortimer	GBR			Radical SR8	Masters	3	30	26	1:46.038	0.194	0.193	148.7
4	46	RAW Motorsport	Andrew Fergusson	GBR	Jeremy Fergusson	GBR	Radical SR8	Masters	4	27	23	1:47.747	1.903	1.709	146.3
5	8	RAW Motorsport	Louis Hamilton-Smith	GBR	Theodor Olsen	NOR	Radical SR8	Masters	5	23	14	1:48.530	2.686	0.783	145.3

Published at:.....

Track Temp: **32.8 °C**    Air Temp: **23.8 °C**    Humidity: **65 %**    Track Status: **DRY**

<b>Stewards:</b>	<b>Race Director:</b>	<b>Timekeeper:</b> 
------------------	-----------------------	------------------------





**Hungaroring**  
**Radical European Master**  
**Free Practice - 1**  
**Lap Analysis**

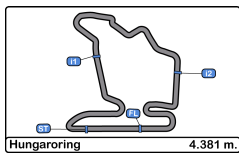


8

1 Louis Hamilton-Smith Masters Radical SR8 **20**  
 2 Theodor Olsen RAW Motorsport

1 Mark Crader Masters Radical SR8  
 2 Stuart Moseley Radical Works Team

Lap D	Time	Sector 1	Sector 2	Sector 3	T. Spd	Elapsed	Lap D	Time	Sector 1	Sector 2	Sector 3	T. Spd	Elapsed
1	9:02:45.919	9:01:28.185	45.087	32.647		9:02:45.919	1	9:02:56.630	9:01:31.545	50.341	34.744		9:02:56.630
2	1:54.727	41.107	41.955	31.665	225.9	9:04:40.646	2	1:58.648	40.844	45.974	31.830	214.2	9:04:55.278
3	1:52.032	39.746	41.480	30.806	230.2	9:06:32.678	3	1:53.136	40.409	42.005	30.722	213.4	9:06:48.414
4	1:51.263	39.143	40.851	31.269	230.7	9:08:23.941	4	1:50.928	39.264	40.860	30.804	230.2	9:08:39.342
5	1:49.896	38.619	40.687	30.590	232.2	9:10:13.837	5	1:51.425	38.734	41.946	30.745	228.8	9:10:30.767
6	1:49.791	38.817	40.364	30.610	232.2	9:12:03.628	6	1:50.245	38.937	40.554	30.754	231.2	9:12:21.012
7	1:49.573	38.874	40.457	30.242	232.7	9:13:53.201	7	1:48.999	38.298	40.176	30.525	231.7	9:14:10.011
8	1:49.203	38.442	40.395	30.366	231.7	9:15:42.404	8	2:09.269 P	39.413	41.368	48.488	232.2	9:16:19.280
9	1:48.916	38.338	40.199	30.379	231.7	9:17:31.320	9	5:17.867	4:03.213	40.233	34.421		9:21:37.147
10	1:58.129 P	38.657	40.190	39.282	232.2	9:19:29.449	10	1:45.845	37.310	39.246	29.289	232.2	9:23:22.992
11	4:03.811	2:49.821	40.369	33.621		9:23:33.260	11	1:52.167	40.339	38.531	33.297	232.7	9:25:15.159
12	1:49.035	38.838	39.819	30.378	231.7	9:25:22.295	12	1:49.872	37.494	38.209	34.169	233.7	9:27:05.031
13	1:48.776	38.608	39.783	30.385	233.2	9:27:11.071	13	1:46.864	37.263	38.267	31.334	233.2	9:28:51.895
14	1:48.530	38.531	39.717	30.282	233.2	9:28:59.601	14	2:32.155 P	37.193	57.274	57.688	231.7	9:31:24.050
15	1:48.794	38.262	40.287	30.245	232.2	9:30:48.395	15	16:55.951	15:43.062	42.135	30.754		9:48:20.001
16	1:58.212 P	38.595	40.916	38.701	232.7	9:32:46.607	16	1:49.622	38.616	40.360	30.646	229.7	9:50:09.623
17	5:57.927	4:44.223	42.161	31.543		9:38:44.534	17	1:48.970	38.522	39.896	30.552	231.7	9:51:58.593
18	1:49.252	39.014	39.810	30.428	229.7	9:40:33.786	18	1:49.267	38.541	40.295	30.431	231.2	9:53:47.860
19	1:49.359	38.749	40.247	30.363	232.2	9:42:23.145	19	1:48.345	38.014	39.813	30.518	232.7	9:55:36.205
20	1:56.968 P	38.312	40.144	38.512	231.2	9:44:20.113	20	1:48.102	37.882	39.662	30.558	232.7	9:57:24.307
21	6:05.590	4:54.752	39.704	31.134		9:50:25.703	21	1:49.215	38.493	40.174	30.548	232.7	9:59:13.522
22	1:48.852	38.811	39.595	30.446	230.7	9:52:14.555	22	1:47.803	37.841	39.652	30.310	232.7	10:01:01.325
23	2:00.217 P	39.195	42.684	38.338	232.2	9:54:14.772	23	2:07.336 P	39.671	41.549	46.116	223.1	10:03:08.661



**Hungaroring**  
**Radical European Master**  
**Free Practice - 1**  
**Lap Analysis**



**46**

1 Andrew Fergusson Masters Radical SR8  
 2 Jeremy Fergusson RAW Motorsport

**61**

1 Morten Dons Masters Radical SR8  
 2 Manhal Allos Radical Works Team

Lap	D	Time	Sector 1	Sector 2	Sector 3	T. Spd	Elapsed	Lap	D	Time	Sector 1	Sector 2	Sector 3	T. Spd	Elapsed
1		9:02:33.615 P	9:01:00.081	50.435	43.099		9:02:33.615	1		9:02:15.514	9:00:57.005	46.135	32.374		9:02:15.514
2		3:39.658	2:18.351	47.127	34.180		9:06:13.273	2		1:51.628	39.210	41.409	31.009	223.6	9:04:07.142
3		1:58.975	41.681	44.884	32.410	224.0	9:08:12.248	3		1:51.130	39.428	41.175	30.527	227.3	9:05:58.272
4		1:56.193	40.975	43.515	31.703	226.8	9:10:08.441	4		1:49.863	38.547	40.562	30.754	227.8	9:07:48.135
5		1:59.794 P	40.192	42.472	37.130	227.8	9:12:08.235	5		1:50.302	38.652	40.917	30.733	227.3	9:09:38.437
6		3:41.849	2:27.957	42.950	30.942		9:15:50.084	6		1:49.280	38.445	40.576	30.259	228.3	9:11:27.717
7		2:02.471	39.274	43.586	39.611	230.2	9:17:52.555	7		1:48.863	38.123	40.448	30.292	229.2	9:13:16.580
8		1:53.800	39.425	43.408	30.967	228.8	9:19:46.355	8		1:55.475 P	37.970	40.208	37.297	228.8	9:15:12.055
9		1:51.815	39.139	41.660	31.016	229.2	9:21:38.170	9		4:31.894	3:20.253	40.687	30.954		9:19:43.949
10		1:51.761	39.470	41.201	31.090	230.7	9:23:29.931	10		1:48.838	37.807	40.684	30.347	229.7	9:21:32.787
11		1:51.512	39.124	41.493	30.895	230.7	9:25:21.443	11		1:48.387	37.991	39.819	30.577	229.7	9:23:21.174
12		2:02.849	45.558	44.998	32.293	230.7	9:27:24.292	12		1:47.570	37.861	39.734	29.975	227.3	9:25:08.744
13		1:50.419	38.505	41.056	30.858	230.2	9:29:14.711	13		1:48.516	38.042	40.255	30.219	229.2	9:26:57.260
14		2:05.305 P	38.523	41.321	45.461	229.7	9:31:20.016	14		1:47.135	37.795	39.599	29.741	229.7	9:28:44.395
15		4:01.805	2:45.834	44.116	31.855		9:35:21.821	15		2:00.250 P	41.251	42.036	36.963	230.7	9:30:44.645
16		1:51.761	39.391	41.555	30.815	228.3	9:37:13.582	16		4:00.455	2:45.123	43.929	31.403		9:34:45.100
17		1:50.056	39.026	40.735	30.295	228.3	9:39:03.638	17		1:49.780	38.566	41.043	30.171	229.7	9:36:34.880
18		1:49.735	38.734	40.624	30.377	228.8	9:40:53.373	18		1:48.310	37.902	40.194	30.214	228.8	9:38:23.190
19		1:48.788	38.495	39.975	30.318	229.2	9:42:42.161	19		1:46.938	37.829	39.456	29.653	230.2	9:40:10.128
20		1:48.301	38.284	39.885	30.132	229.2	9:44:30.462	20		1:47.134	38.020	39.345	29.769	230.2	9:41:57.262
21		1:48.326	38.160	39.974	30.192	228.8	9:46:18.788	21		1:46.406	37.705	38.948	29.753	226.8	9:43:43.668
22		1:48.467	38.492	39.958	30.017	228.3	9:48:07.255	22		1:46.798	37.730	39.208	29.860	230.7	9:45:30.466
23		1:47.747	38.213	39.613	29.921	228.8	9:49:55.002	23		1:51.240 P	37.810	38.741	34.689	231.2	9:47:21.706
24		1:56.573	41.504	43.935	31.134	229.2	9:51:51.575	24		4:55.267	3:44.567	39.427	31.273		9:52:16.973
25		1:47.828	38.223	39.576	30.029	229.7	9:53:39.403	25		1:46.208	37.451	38.958	29.799	232.2	9:54:03.181
26		1:58.211	40.947	44.719	32.545	229.2	9:55:37.614	26		1:46.034	37.842	38.755	29.437	231.7	9:55:49.215
27		2:09.684 P	38.947	46.408	44.329	231.2	9:57:47.298	27		1:46.657	37.555	39.140	29.962	230.7	9:57:35.872
								28		1:45.844	37.549	38.713	29.582	231.2	9:59:21.716
								29		1:45.914	37.537	38.881	29.496	231.7	10:01:07.630
								30		2:04.136 P	42.682	43.145	38.309	208.8	10:03:11.766



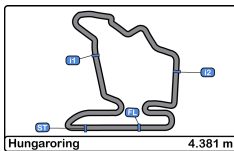
**Hungaroring**  
**Radical European Master**  
**Free Practice - 1**  
**Lap Analysis**



100

1 Alex Mortimer Masters Radical SR8  
 2 Radical Works Team

Lap	D	Time	Sector 1	Sector 2	Sector 3	T. Spd	Elapsed
1		9:02:57.074	9:01:32.641	49.788	34.645		9:02:57.074
2		1:58.038	41.204	45.499	31.335	208.8	9:04:55.112
3		1:52.671	40.128	41.769	30.774	218.6	9:06:47.783
4		1:50.155	38.761	40.994	30.400	229.7	9:08:37.938
5		1:52.013	39.297	41.669	31.047	230.7	9:10:29.951
6		1:49.503	38.695	40.378	30.430	230.7	9:12:19.454
7		1:46.566	37.812	39.190	29.564	231.7	9:14:06.020
8		1:46.501	37.617	39.112	29.772	231.2	9:15:52.521
9		1:46.736	37.902	39.311	29.523	231.7	9:17:39.257
10		1:48.424	38.375	39.970	30.079	231.7	9:19:27.681
11		1:46.144	37.739	38.818	29.587	230.7	9:21:13.825
12		1:46.443	37.709	39.114	29.620	231.7	9:23:00.268
13		1:55.438 P	38.658	39.556	37.224	231.7	9:24:55.706
14		3:19.459	2:08.922	39.930	30.607		9:28:15.165
15		1:46.106	37.818	38.852	29.436	231.7	9:30:01.271
16		1:46.266	37.575	39.084	29.607	231.7	9:31:47.537
17		1:46.560	37.664	39.093	29.803	231.7	9:33:34.097
18		1:47.792	37.754	39.068	30.970	231.2	9:35:21.889
19		1:46.226	37.695	38.827	29.704	231.2	9:37:08.115
20		1:46.547	37.677	39.036	29.834	230.7	9:38:54.662
21		1:52.894	38.183	41.612	33.099	232.2	9:40:47.556
22		1:47.697	37.747	39.458	30.492	232.7	9:42:35.253
23		1:49.398	38.314	40.882	30.202	231.2	9:44:24.651
24		1:46.497	37.813	38.969	29.715	231.7	9:46:11.148
25		1:46.061	37.676	38.844	29.541	232.7	9:47:57.209
26		1:46.038	37.709	38.682	29.647	231.7	9:49:43.247
27		1:48.583	38.070	39.970	30.543	231.7	9:51:31.830
28		1:46.859	37.663	39.029	30.167	232.7	9:53:18.689
29		1:46.638	37.967	38.782	29.889	231.7	9:55:05.327
30		2:29.422 P	38.330	51.072	1:00.020	231.7	9:57:34.749

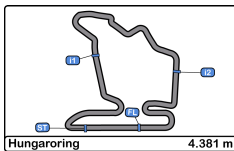


**Hungaroring**  
**Radical European Master**  
**Free Practice - 1**  
**Best Sectors Results**



Sector - 1				Sector - 2				Sector - 3				Ideal Lap vs Best Lap				
Clas	Nº	Driver	Time	Nº	Driver	Time	Nº	Driver	Time	Clas	Nº	Driver	Ideal Lap	Best Lap	Clas	
1	20	Crader - Moseley	37.193	20	Crader - Moseley	38.209	20	Crader - Moseley	29.289	1	20	Crader - Moseley	1:44.691	1:45.845	2	
2	61	Dons - Allos	37.451	100	Alex Mortimer	38.682	100	Alex Mortimer	29.436	2	61	Dons - Allos	1:45.601	1:45.844	1	
3	100	Alex Mortimer	37.575	61	Dons - Allos	38.713	61	Dons - Allos	29.437	3	100	Alex Mortimer	1:45.693	1:46.038	3	
4	46	Fergusson - Fergusson	38.160	46	Fergusson - Fergusson	39.576	46	Fergusson - Fergusson	29.921	4	46	Fergusson - Fergusson	1:47.657	1:47.747	4	
5	8	Hamilton-Smith - Olsen	38.262	8	Hamilton-Smith - Olsen	39.595	8	Hamilton-Smith - Olsen	30.242	5	8	Hamilton-Smith - Olsen	1:48.099	1:48.530	5	





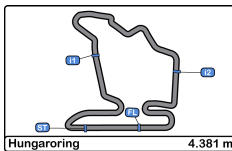
**Hungaroring**  
**Radical European Master**  
**Free Practice - 1**  
**Best 5 Lap Times**



Cl	Nº	Entrant/Team	Driver 1	Nat	Driver 2	Nat	Vehicle	Cat	Cl	Best 1		Best 2		Best 3		Best 4		Best 5	
										Time	Lap	Time	Lap	Time	Lap	Time	Lap	Time	Lap
1	61	Radical Works Team	Morten Dons	DEN	Manhal Allos	GBR	Radical SR8	Masters	1	1:45.844	28	1:45.914	29	1:46.034	26	1:46.208	25	1:46.406	21
2	20	Radical Works Team	Mark Crader	GBR	Stuart Moseley	GBR	Radical SR8	Masters	2	1:45.845	10	1:46.864	13	1:47.803	22	1:48.102	20	1:48.345	19
3	100	Radical Works Team	Alex Mortimer	GBR			Radical SR8	Masters	3	1:46.038	26	1:46.061	25	1:46.106	15	1:46.144	11	1:46.226	19
4	46	RAW Motorsport	Andrew Fergusson	GBR	Jeremy Fergusson	GBR	Radical SR8	Masters	4	1:47.747	23	1:47.828	25	1:48.301	20	1:48.326	21	1:48.467	22
5	8	RAW Motorsport	Louis Hamilton-Smith	GBR	Theodor Olsen	NOR	Radical SR8	Masters	5	1:48.530	14	1:48.776	13	1:48.794	15	1:48.852	22	1:48.916	9





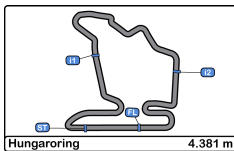


**Hungaroring**  
**Radical European Master**  
**Free Practice - 1**  
**Best 5 Top Speeds**



Cl	N°	Entrant/Team	Driver 1	Nat	Driver 2	Nat	Vehicle	Cat	Cl	Top 1		Top 2		Top 3		Top 4		Top 5		Avg
										Km/h	Lap	Km/h	Lap	Km/h	Lap	Km/h	Lap	Km/h	Lap	
1	20	Radical Works Team	Mark Crader	GBR	Stuart Moseley	GBR	Radical SR8	Masters	1	233.7	12	233.2	13	232.7	11	232.7	19	232.7	20	233.0
2	8	RAW Motorsport	Louis Hamilton-Smith	GBR	Theodor Olsen	NOR	Radical SR8	Masters	2	233.2	13	233.2	14	232.7	7	232.7	16	232.2	5	232.8
3	100	Radical Works Team	Alex Mortimer	GBR			Radical SR8	Masters	3	232.7	22	232.7	25	232.7	28	232.2	21	231.7	7	232.4
4	61	Radical Works Team	Morten Dons	DEN	Manhal Allos	GBR	Radical SR8	Masters	4	232.2	25	231.7	26	231.7	29	231.2	23	231.2	28	231.6
5	46	RAW Motorsport	Andrew Fergusson	GBR	Jeremy Fergusson	GBR	Radical SR8	Masters	5	231.2	27	230.7	10	230.7	11	230.7	12	230.2	7	230.7



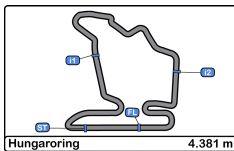


**Hungaroring**  
**Radical European Master**  
**Free Practice - 1**  
**Fastest Laps Sequence**



Lap	Time of Day	Session Time	Nº	Entrant/Team	Driver 1	Nat	Driver 2	Nat	Vehicle	Cat	Time	Km/h
2	9:04:07.142	4:07.142	61	Radical Works Team	Morten Dons	DEN	Manhal Allos	GBR	Radical SR8	Masters	<b>1:51.628</b>	141.2
3	9:05:58.272	5:58.272	61	Radical Works Team	Morten Dons	DEN	Manhal Allos	GBR	Radical SR8	Masters	<b>1:51.130</b>	141.9
4	9:07:48.135	7:48.135	61	Radical Works Team	Morten Dons	DEN	Manhal Allos	GBR	Radical SR8	Masters	<b>1:49.863</b>	143.5
6	9:11:27.717	11:27.717	61	Radical Works Team	Morten Dons	DEN	Manhal Allos	GBR	Radical SR8	Masters	<b>1:49.280</b>	144.3
7	9:13:16.580	13:16.580	61	Radical Works Team	Morten Dons	DEN	Manhal Allos	GBR	Radical SR8	Masters	<b>1:48.863</b>	144.8
7	9:14:06.020	14:06.020	100	Radical Works Team	Alex Mortimer	GBR			Radical SR8	Masters	<b>1:46.566</b>	147.9
8	9:15:52.521	15:52.521	100	Radical Works Team	Alex Mortimer	GBR			Radical SR8	Masters	<b>1:46.501</b>	148.0
11	9:21:13.825	21:13.825	100	Radical Works Team	Alex Mortimer	GBR			Radical SR8	Masters	<b>1:46.144</b>	148.5
10	9:23:22.992	23:22.992	20	Radical Works Team	Mark Crader	GBR	Stuart Moseley	GBR	Radical SR8	Masters	<b>1:45.845</b>	149.0
28	9:59:21.716	59:21.716	61	Radical Works Team	Morten Dons	DEN	Manhal Allos	GBR	Radical SR8	Masters	<b>1:45.844</b>	149.0



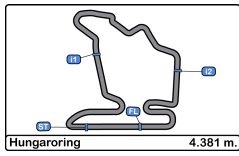


**Hungaroring**  
**Radical European Master**  
**Free Practice - 1**  
**Event Best Maximum Speed**



<u>Nº</u>	<u>Entrant/Team</u>	<u>Driver 1</u>	<u>Nat</u>	<u>Driver 2</u>	<u>Nat</u>	<u>Vehicle</u>	<u>Cat</u>	<u>Km/h</u>	<u>Session</u>
20	Radical Works Team	Mark Crader	GBR	Stuart Moseley	GBR	Radical SR8	Masters	233.7	Free Practice - 1
8	RAW Motorsport	Louis Hamilton-Smith	GBR	Theodor Olsen	NOR	Radical SR8	Masters	233.2	Free Practice - 1
100	Radical Works Team	Alex Mortimer	GBR			Radical SR8	Masters	232.7	Free Practice - 1
61	Radical Works Team	Morten Dons	DEN	Manhal Allos	GBR	Radical SR8	Masters	232.2	Free Practice - 1
46	RAW Motorsport	Andrew Fergusson	GBR	Jeremy Fergusson	GBR	Radical SR8	Masters	231.2	Free Practice - 1





**Hungaroring**  
**Radical European Master**  
**Free Practice - 1**  
**Pit Stop Analysis**



**8** Louis Hamilton-Smith Masters RAW Motorsport  
 Theodor Olsen Radical SR8

Nr.	In Day Time	In Time	Out Time	Pit Time	T. Pit Time	Handicap	Penalty
1	9:19:26.746	9:19:26.746	9:21:38.359	2:11.613	2:11.613		
2	9:32:43.939	9:32:43.939	9:36:51.053	4:07.114	6:18.727		
3	9:44:17.296	9:44:17.296	9:48:37.892	4:20.596	10:39.323		

**20** Mark Crader Masters Radical Works Team  
 Stuart Moseley Radical SR8

Nr.	In Day Time	In Time	Out Time	Pit Time	T. Pit Time	Handicap	Penalty
1	9:16:16.660	9:16:16.660	9:19:44.324	3:27.664	3:27.664		
2	9:31:20.245	9:31:20.245	9:46:25.273	15:05.028	18:32.692		

**46** Andrew Fergusson Masters RAW Motorsport  
 Jeremy Fergusson Radical SR8

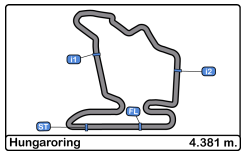
Nr.	In Day Time	In Time	Out Time	Pit Time	T. Pit Time	Handicap	Penalty
1	9:02:30.420	9:02:30.420	9:04:06.161	1:35.741	1:35.741		
2	9:12:05.645	9:12:05.645	9:13:57.968	1:52.323	3:28.064		
3	9:31:17.476	9:31:17.476	9:33:26.497	2:09.021	5:37.085		

**61** Morten Dons Masters Radical Works Team  
 Manhal Allos Radical SR8

Nr.	In Day Time	In Time	Out Time	Pit Time	T. Pit Time	Handicap	Penalty
1	9:15:08.975	9:15:08.975	9:17:54.363	2:45.388	2:45.388		
2	9:30:41.760	9:30:41.760	9:32:48.281	2:06.521	4:51.909		
3	9:47:19.382	9:47:19.382	9:50:28.575	3:09.193	8:01.102		

**100** Alex Mortimer Masters Radical Works Team  
 Radical SR8

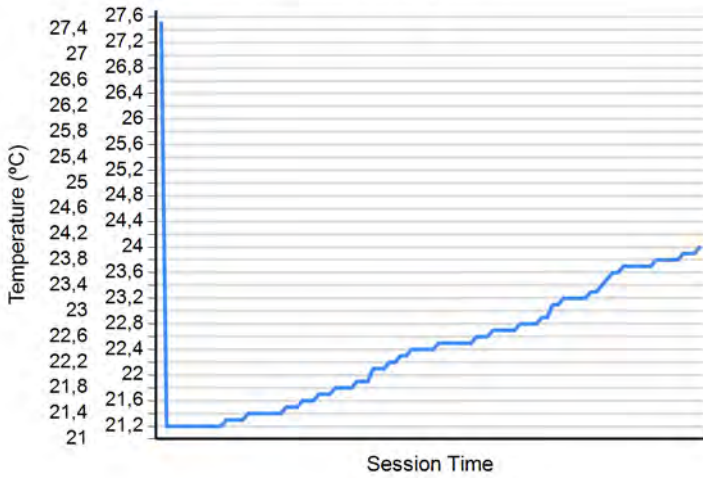
Nr.	In Day Time	In Time	Out Time	Pit Time	T. Pit Time	Handicap	Penalty
1	9:24:52.735	9:24:52.735	9:26:29.056	1:36.321	1:36.321		



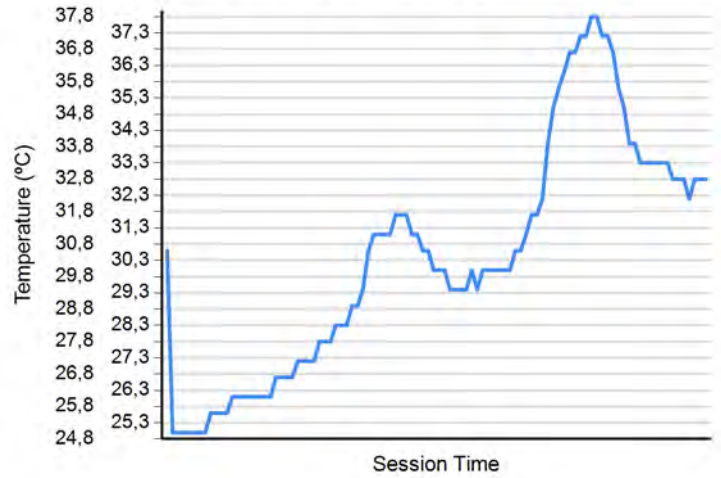
**Hungaroring**  
**Radical European Master**  
**Free Practice - 1**  
**Weather Report**



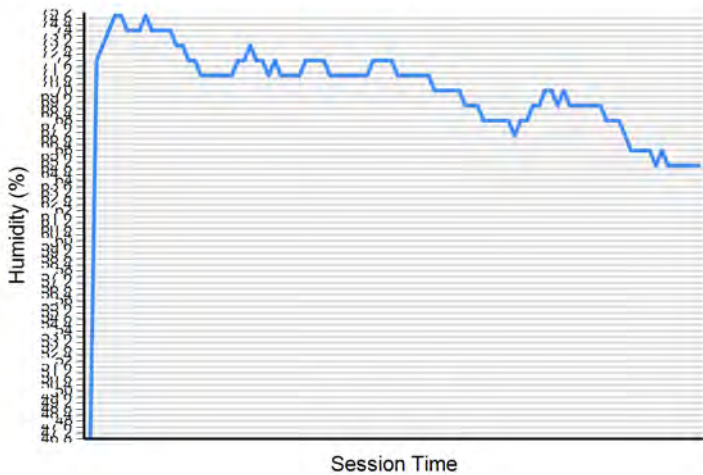
**Air Temperature**



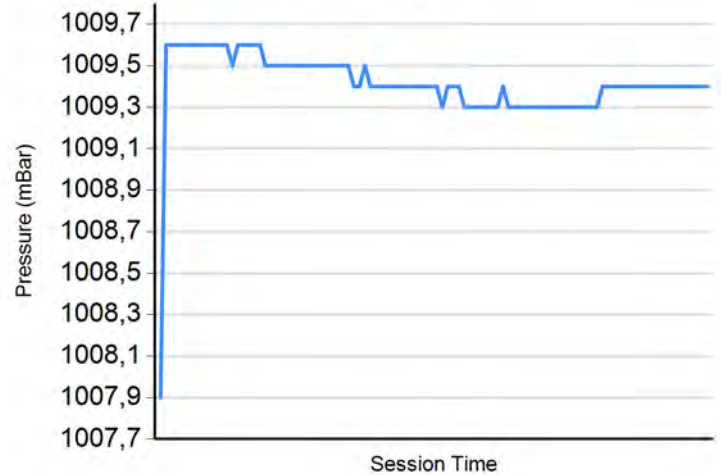
**Track Temperature**



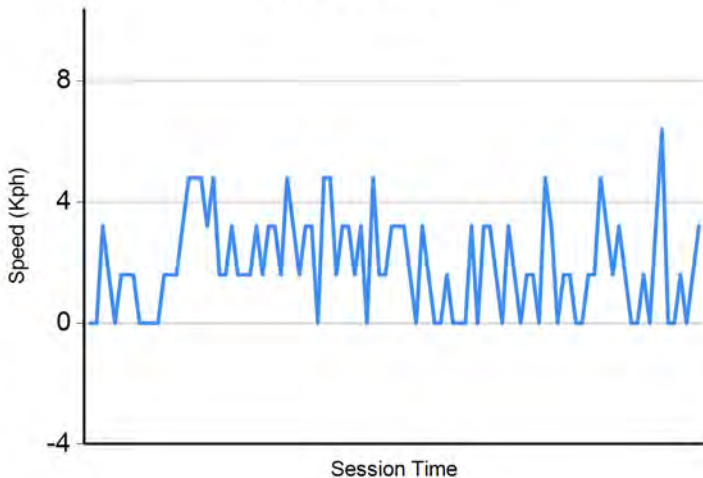
**Humidity**



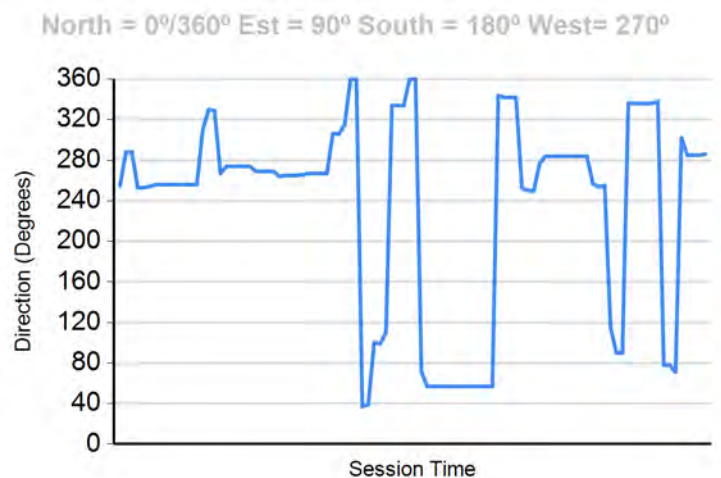
**Pressure**

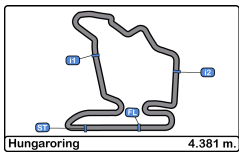


**Wind Speed**



**Wind direction**






**Hungaroring**  
**Radical European Master**  
**Free Practice - 2**  
**Provisional Results**



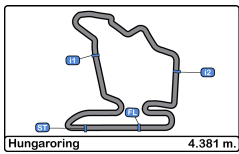
Cls	Nº	Entrant/Team	Nat	Driver 1	Nat	Driver 2	Nat	Vehicle	Cat	Cls	Laps	Best	Time	Gap	Interval	Km/h
1	20	Radical Works Team		Mark Crader	GBR	Stuart Moseley	GBR	Radical SR8	Masters	1	30	5	1:44.199			151.3
2	61	Radical Works Team		Morten Dons	DEN	Manhal Allos	GBR	Radical SR8	Masters	2	30	17	1:45.244	1.045	1.045	149.8
3	100	Radical Works Team		Alex Mortimer	GBR			Radical SR8	Masters	3	32	29	1:45.652	1.453	0.408	149.2
4	8	RAW Motorsport		Louis Hamilton-Smith	GBR	Theodor Olsen	NOR	Radical SR8	Masters	4	29	22	1:46.917	2.718	1.265	147.5
5	46	RAW Motorsport		Andrew Fergusson	GBR	Jeremy Fergusson	GBR	Radical SR8	Masters	5	25	20	1:48.263	4.064	1.346	145.6
6	0	Radical Works Team		Roger Bromiley	GBR			Radical SR3 RSX	Superspo	1	28	20	1:52.546	8.347	4.283	140.1

Published at:.....

Track Temp: 39.4 °C    Air Temp: 26.1 °C    Humidity: 56 %    Track Status: DRY

<b>Stewards:</b>	<b>Race Director:</b>	<b>Timekeeper:</b> 
------------------	-----------------------	--






**Hungaroring**  
**Radical European Master**  
**Free Practice - 2**  
**Provisional Results by Class**



Cls	Nº	Entrant/Team	Nat	Driver 1	Nat	Driver 2	Nat	Vehicle	Cat	Cls	Laps	Best	Time	Gap	Interval	Km/h
<b>Masters</b>																
1	20	Radical Works Team		Mark Crader	GBR	Stuart Moseley	GBR	Radical SR8	Masters	1	30	5	1:44.199			151.3
2	61	Radical Works Team		Morten Dons	DEN	Manhal Allos	GBR	Radical SR8	Masters	2	30	17	1:45.244	1.045	1.045	149.8
3	100	Radical Works Team		Alex Mortimer	GBR			Radical SR8	Masters	3	32	29	1:45.652	1.453	0.408	149.2
4	8	RAW Motorsport		Louis Hamilton-Smith	GBR	Theodor Olsen	NOR	Radical SR8	Masters	4	29	22	1:46.917	2.718	1.265	147.5
5	46	RAW Motorsport		Andrew Fergusson	GBR	Jeremy Fergusson	GBR	Radical SR8	Masters	5	25	20	1:48.263	4.064	1.346	145.6
<b>Supersport</b>																
1	0	Radical Works Team		Roger Bromiley	GBR			Radical SR3 RSX	Superspo	1	28	20	1:52.546			140.1

Published at:.....

Track Temp: 39.4 °C    Air Temp: 26.1 °C    Humidity: 56 %    Track Status: DRY

<b>Stewards:</b>	<b>Race Director:</b>	<b>Timekeeper:</b> 
------------------	-----------------------	--





**Hungaroring**  
**Radical European Master**  
**Free Practice - 2**  
**Lap Analysis**



0						8									
1 Roger Bromiley Supersport 2						1 Louis Hamilton-Smith Masters 2									
Radical SR3 RSX						Radical SR8									
Radical Works Team						RAW Motorsport									
Lap	D	Time	Sector 1	Sector 2	Sector 3	T. Spd	Elapsed	Lap	D	Time	Sector 1	Sector 2	Sector 3	T. Spd	Elapsed
1		12:59:13.275	12:57:47.037	51.707	34.531		12:59:13.275	1		12:59:38.428	12:58:24.745	42.806	30.877		12:59:38.428
2		2:01.450	42.671	44.889	33.890	197.8	13:01:14.725	2		1:49.744	39.102	40.214	30.428	231.2	13:01:28.172
3		1:57.698	41.635	43.269	32.794	200.0	13:03:12.423	3		1:49.352	38.866	40.289	30.197	231.7	13:03:17.524
4		1:57.737	41.413	43.355	32.969	200.7	13:05:10.160	4		1:50.811	38.718	41.099	30.994	232.7	13:05:08.335
5		1:56.127	41.238	42.665	32.224	201.8	13:07:06.287	5		1:48.648	38.319	39.771	30.558	232.7	13:06:56.983
6		1:55.104	41.337	42.203	31.564	203.0	13:09:01.391	6		1:49.198	38.747	40.237	30.214	233.2	13:08:46.181
7		1:56.294	41.077	43.253	31.964	202.2	13:10:57.685	7		1:49.034	38.789	40.058	30.187	233.7	13:10:35.215
8		1:54.939	41.339	42.009	31.591	201.8	13:12:52.624	8		1:49.047	39.024	39.868	30.155	233.7	13:12:24.262
9		1:54.381	40.947	41.629	31.805	201.4	13:14:47.005	9		1:48.533	38.645	39.858	30.030	232.2	13:14:12.795
10		1:53.571	40.798	41.225	31.548	201.4	13:16:40.576	10		1:48.337	38.501	39.678	30.158	233.2	13:16:01.132
11		1:54.098	40.829	41.581	31.688	202.2	13:18:34.674	11		2:01.370 P	38.356	43.517	39.497	233.2	13:18:02.502
12		1:53.976	41.005	41.420	31.551	202.6	13:20:28.650	12		3:51.143	2:40.534	40.282	30.327		13:21:53.645
13		2:10.205 P	40.836	41.440	47.929	201.4	13:22:38.855	13		1:47.818	38.314	39.529	29.975	232.7	13:23:41.463
14		5:55.304	4:40.811	42.033	32.460		13:28:34.159	14		1:47.816	38.236	39.547	30.033	233.2	13:25:29.279
15		1:53.923	40.645	41.746	31.532	201.8	13:30:28.082	15		1:47.799	38.276	39.530	29.993	232.2	13:27:17.078
16		2:48.521 P	53.549	1:02.279	52.693	202.2	13:33:16.603	16		2:01.907 P	40.082	42.077	39.748	232.7	13:29:18.985
17		5:50.023	4:32.860	44.031	33.132		13:39:06.626	17		5:09.590 P	3:50.480	41.755	37.355		13:34:28.575
18		1:54.695	40.981	41.976	31.738	200.7	13:41:01.321	18		3:08.793	1:52.134	42.868	33.791		13:37:37.368
19		1:53.323	40.494	41.679	31.150	202.6	13:42:54.644	19		1:48.436	38.534	39.752	30.150	233.7	13:39:25.804
20		1:52.546	40.388	40.957	31.201	202.6	13:44:47.190	20		1:47.894	38.297	39.359	30.238	232.7	13:41:13.698
21		1:53.070	41.003	40.883	31.184	201.8	13:46:40.260	21		1:47.850	38.420	39.340	30.090	233.2	13:43:01.548
22		2:00.500 P	40.423	41.046	39.031	202.6	13:48:40.760	22		1:46.917	37.820	39.233	29.864	232.2	13:44:48.465
23		4:22.694	3:09.263	41.971	31.460		13:53:03.454	23		1:49.454	38.110	40.578	30.766	231.7	13:46:37.919
24		1:52.782	40.396	41.028	31.358	203.3	13:54:56.236	24		1:47.509	38.316	39.065	30.128	231.7	13:48:25.428
25		1:53.057	40.470	41.341	31.246	203.0	13:56:49.293	25		1:54.475	38.087	44.256	32.132	230.7	13:50:19.903
26		1:57.123	42.111	42.537	32.475	203.0	13:58:46.416	26		1:54.786	40.313	41.534	32.939	211.3	13:52:14.689
27		1:53.335	40.560	41.265	31.510	202.2	14:00:39.751	27		1:48.318	38.341	39.584	30.393	231.2	13:54:03.007
28		2:46.047 P	51.983	59.069	54.995	147.1	14:03:25.798	28		1:47.752	38.204	39.463	30.085	232.2	13:55:50.759
								29		1:59.588 P	39.220	42.882	37.486	232.7	13:57:50.347







**Hungaroring**  
**Radical European Master**  
**Free Practice - 2**  
**Lap Analysis**



20

1 Mark Crader

Radical SR8 46

1 Andrew Fergusson

Radical SR8

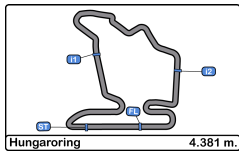
Masters 2 Stuart Moseley

Radical Works Team

Masters 2 Jeremy Fergusson

RAW Motorsport

Lap	D	Time	Sector 1	Sector 2	Sector 3	T. Spd	Elapsed	Lap	D	Time	Sector 1	Sector 2	Sector 3	T. Spd	Elapsed
1		13:00:18.874 P	12:58:32.656	1:01.486	44.732		13:00:18.874	1		13:00:59.015	12:59:33.146	52.844	33.025		13:00:59.015
2		2:38.003	1:07.786	49.688	40.529		13:02:56.877	2		1:56.309	39.712	44.403	32.194	227.8	13:02:55.324
3		2:15.998	50.623	49.246	36.129	136.3	13:05:12.875	3		1:53.827	39.146	42.861	31.820	226.8	13:04:49.151
4		1:54.157	42.302	41.693	30.162	174.4	13:07:07.032	4		1:54.712	38.924	44.271	31.517	228.3	13:06:43.863
5		1:44.199	37.159	38.054	28.986	233.7	13:08:51.231	5		1:50.971	38.727	41.005	31.239	228.8	13:08:34.834
6		1:44.297	36.967	38.115	29.215	232.7	13:10:35.528	6		1:50.601	38.758	40.909	30.934	229.2	13:10:25.435
7		1:46.989	37.140	38.837	31.012	234.2	13:12:22.517	7		1:50.646	38.733	40.924	30.989	229.7	13:12:16.081
8		2:05.082 P	46.078	44.729	34.275	162.8	13:14:27.599	8		1:50.373	38.780	40.875	30.718	227.8	13:14:06.454
9		5:03.159	3:51.575	41.312	30.272		13:19:30.758	9		1:50.457	38.945	40.891	30.621	228.8	13:15:56.911
10		1:49.134	38.728	40.169	30.237	231.7	13:21:19.892	10		2:02.966	38.762	46.077	38.127	228.8	13:17:59.877
11		1:47.367	38.078	39.393	29.896	231.7	13:23:07.259	11		1:50.110	38.882	40.448	30.780	228.3	13:19:49.987
12		1:48.556	37.975	40.199	30.382	233.7	13:24:55.815	12		1:55.073	38.488	42.036	34.549	228.8	13:21:45.060
13		1:48.006	37.906	39.881	30.219	232.7	13:26:43.821	13		1:49.438	38.754	40.110	30.574	229.7	13:23:34.498
14		1:48.738	38.150	39.972	30.616	232.2	13:28:32.559	14		1:49.337	38.261	40.299	30.777	230.2	13:25:23.835
15		1:47.050	37.947	39.164	29.939	232.7	13:30:19.609	15		1:56.805 P	38.834	40.567	37.404	229.7	13:27:20.640
16		1:48.977	38.249	39.555	31.173	230.7	13:32:08.586	16		5:19.828	4:08.241	41.440	30.147		13:32:40.468
17		1:48.045	38.022	39.709	30.314	231.7	13:33:56.631	17		1:50.076	38.769	40.789	30.518	229.7	13:34:30.544
18		1:47.312	38.129	39.353	29.830	232.7	13:35:43.943	18		2:11.772 P	38.053	57.898	35.821	229.7	13:36:42.316
19		1:50.429	39.911	40.029	30.489	233.7	13:37:34.372	19		5:01.267	3:49.676	41.153	30.438		13:41:43.583
20		1:59.414 P	37.974	39.427	42.013	233.7	13:39:33.786	20		1:48.263	38.155	39.973	30.135	229.2	13:43:31.846
21		4:05.485	2:55.280	40.174	30.031		13:43:39.271	21		1:48.303	38.110	40.144	30.049	230.2	13:45:20.149
22		1:46.793	37.912	39.047	29.834	232.7	13:45:26.064	22		1:48.998	37.976	40.359	30.663	229.2	13:47:09.147
23		1:47.813	38.352	39.366	30.095	232.2	13:47:13.877	23		2:24.455 P	47.535	50.447	46.473	229.2	13:49:33.602
24		1:47.325	37.970	39.278	30.077	232.7	13:49:01.202	24		6:02.143	4:39.370	47.773	35.000		13:55:35.745
25		1:46.863	37.779	39.215	29.869	232.7	13:50:48.065	25		2:22.814 P	44.136	52.534	46.144	227.3	13:57:58.559
26		1:47.393	38.054	39.365	29.974	233.2	13:52:35.458								
27		2:00.946 P	38.704	40.743	41.499	231.2	13:54:36.404								
28		4:44.046	3:23.056	47.356	33.634		13:59:20.450								
29		1:44.856	37.260	38.468	29.128	232.2	14:01:05.306								
30		2:23.210 P	49.925	47.755	45.530	157.8	14:03:28.516								



**Hungaroring**  
**Radical European Master**  
**Free Practice - 2**  
**Lap Analysis**



61

1 Morten Dons

Radical SR8 **100**

1 Alex Mortimer

Radical SR8

Masters

2 Manhal Allos

Radical Works Team

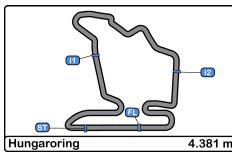
Masters

2

Radical Works Team

Lap	D	Time	Sector 1	Sector 2	Sector 3	T. Spd	Elapsed	Lap	D	Time	Sector 1	Sector 2	Sector 3	T. Spd	Elapsed
1		13:01:01.241	12:59:32.521	52.669	36.051		13:01:01.241	1		13:04:00.224	13:02:41.349	46.222	32.653		13:04:00.224
2		1:58.976	44.267	42.695	32.014	164.8	13:03:00.217	2		1:52.966	41.292	41.278	30.396	211.7	13:05:53.190
3		1:50.614	38.884	41.450	30.280	228.3	13:04:50.831	3		1:52.875	41.365	41.122	30.388	219.9	13:07:46.065
4		1:49.114	38.088	40.663	30.363	229.2	13:06:39.945	4		1:47.331	38.001	39.642	29.688	228.8	13:09:33.396
5		1:47.990	37.751	40.377	29.862	229.7	13:08:27.935	5		1:46.790	37.861	39.250	29.679	230.2	13:11:20.186
6		1:47.679	37.698	39.952	30.029	229.2	13:10:15.614	6		1:46.588	37.858	39.172	29.558	229.7	13:13:06.774
7		1:47.556	37.648	39.855	30.053	230.2	13:12:03.170	7		1:46.721	37.871	39.241	29.609	230.2	13:14:53.495
8		1:57.735 P	38.263	43.612	35.860	228.8	13:14:00.905	8		1:47.170	37.799	39.195	30.176	230.7	13:16:40.665
9		3:30.338	2:20.454	40.148	29.736		13:17:31.243	9		1:46.350	37.789	38.864	29.697	230.7	13:18:27.015
10		1:48.052	38.000	39.993	30.059	230.2	13:19:19.295	10		1:58.325 P	39.356	40.680	38.289	231.2	13:20:25.340
11		1:55.268 P	37.905	39.777	37.586	229.2	13:21:14.563	11		4:12.206	3:02.591	39.599	30.016		13:24:37.546
12		5:02.741	3:52.573	39.988	30.180		13:26:17.304	12		1:46.750	37.940	39.152	29.658	231.2	13:26:24.296
13		1:46.356	37.539	39.040	29.777	230.7	13:28:03.660	13		1:57.508	37.888	43.397	36.223	231.7	13:28:21.804
14		1:46.078	37.330	38.988	29.760	230.2	13:29:49.738	14		1:45.833	37.648	38.768	29.417	231.2	13:30:07.637
15		1:46.121	37.498	39.032	29.591	230.7	13:31:35.859	15		1:46.430	37.716	39.081	29.633	231.2	13:31:54.067
16		1:45.688	37.673	38.738	29.277	229.2	13:33:21.547	16		1:46.437	37.834	39.084	29.519	230.7	13:33:40.504
17		1:45.244	37.462	38.568	29.214	230.2	13:35:06.791	17		1:45.893	37.573	38.866	29.454	231.7	13:35:26.397
18		1:48.984	39.566	39.365	30.053	231.2	13:36:55.775	18		1:46.059	37.637	38.789	29.633	231.7	13:37:12.456
19		1:45.678	37.683	38.725	29.270	232.2	13:38:41.453	19		1:47.555	37.983	39.721	29.851	231.7	13:39:00.011
20		1:48.409	40.068	38.869	29.472	231.2	13:40:29.862	20		1:46.233	37.494	38.884	29.855	232.2	13:40:46.244
21		1:45.384	37.509	38.686	29.189	231.7	13:42:15.246	21		1:52.613	37.522	43.989	31.102	232.2	13:42:38.857
22		1:53.325 P	37.621	40.413	35.291	232.2	13:44:08.571	22		1:45.869	37.542	38.786	29.541	233.2	13:44:24.726
23		6:17.909	5:01.097	41.594	35.218		13:50:26.480	23		1:47.247	37.611	39.953	29.683	231.2	13:46:11.973
24		1:47.462	37.816	39.867	29.779	229.7	13:52:13.942	24		1:49.678	37.621	39.844	32.213	232.2	13:48:01.651
25		1:47.477	37.711	40.038	29.728	228.3	13:54:01.419	25		1:45.798	37.585	38.863	29.350	232.7	13:49:47.449
26		1:47.358	37.900	39.495	29.963	229.2	13:55:48.777	26		1:47.118	37.813	39.432	29.873	231.2	13:51:34.567
27		1:49.397	37.942	40.278	31.177	229.2	13:57:38.174	27		1:45.654	37.543	38.802	29.309	230.7	13:53:20.221
28		1:46.012	37.527	39.030	29.455	229.7	13:59:24.186	28		1:46.382	37.661	39.001	29.720	231.7	13:55:06.603
29		1:47.325	37.741	39.660	29.924	230.2	14:01:11.511	29		1:45.652	37.397	38.806	29.449	232.2	13:56:52.255
30		2:18.461 P	46.036	46.160	46.265	230.2	14:03:29.972	30		1:47.883	38.206	39.681	29.996	231.7	13:58:40.138
								31		1:46.135	37.455	38.769	29.911	232.2	14:00:26.273
								32		2:08.892 P	41.764	44.637	42.491	223.1	14:02:35.165



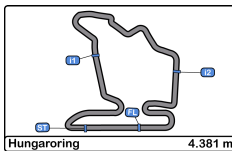


**Hungaroring**  
**Radical European Master**  
**Free Practice - 2**  
**Best Sectors Results**



Sector - 1				Sector - 2				Sector - 3				Ideal Lap vs Best Lap				
Clas	Nº	Driver	Time	Nº	Driver	Time	Nº	Driver	Time	Clas	Nº	Driver	Ideal Lap	Best Lap	Clas	
1	20	Crader - Moseley	36.967	20	Crader - Moseley	38.054	20	Crader - Moseley	28.986	1	20	Crader - Moseley	1:44.007	1:44.199	1	
2	61	Dons - Allos	37.330	61	Dons - Allos	38.568	61	Dons - Allos	29.189	2	61	Dons - Allos	1:45.087	1:45.244	2	
3	100	Alex Mortimer	37.397	100	Alex Mortimer	38.768	100	Alex Mortimer	29.309	3	100	Alex Mortimer	1:45.474	1:45.652	3	
4	8	Hamilton-Smith - Olsen	37.820	8	Hamilton-Smith - Olsen	39.065	8	Hamilton-Smith - Olsen	29.864	4	8	Hamilton-Smith - Olsen	1:46.749	1:46.917	4	
5	46	Fergusson - Fergusson	37.976	46	Fergusson - Fergusson	39.973	46	Fergusson - Fergusson	30.049	5	46	Fergusson - Fergusson	1:47.998	1:48.263	5	
6	0	Roger Bromiley	40.388	0	Roger Bromiley	40.883	0	Roger Bromiley	31.150	6	0	Roger Bromiley	1:52.421	1:52.546	6	



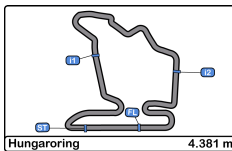


**Hungaroring**  
**Radical European Master**  
**Free Practice - 2**  
**Best 5 Lap Times**



Cl	N°	Entrant/Team	Nat	Driver 1	Nat	Driver 2	Nat	Vehicle	Cat	Cl	Best 1		Best 2		Best 3		Best 4		Best 5	
											Time	Lap	Time	Lap	Time	Lap	Time	Lap	Time	Lap
1	20	Radical Works Team		Mark Crader	GBR	Stuart Moseley	GBR	Radical SR8	Masters	1	1:44.199	5	1:44.297	6	1:44.856	29	1:46.793	22	1:46.863	25
2	61	Radical Works Team		Morten Dons	DEN	Manhal Allos	GBR	Radical SR8	Masters	2	1:45.244	17	1:45.384	21	1:45.678	19	1:45.688	16	1:46.012	28
3	100	Radical Works Team		Alex Mortimer	GBR			Radical SR8	Masters	3	1:45.652	29	1:45.654	27	1:45.798	25	1:45.833	14	1:45.869	22
4	8	RAW Motorsport		Louis Hamilton-Smith	GBR	Theodor Olsen	NOR	Radical SR8	Masters	4	1:46.917	22	1:47.509	24	1:47.752	28	1:47.799	15	1:47.816	14
5	46	RAW Motorsport		Andrew Fergusson	GBR	Jeremy Fergusson	GBR	Radical SR8	Masters	5	1:48.263	20	1:48.303	21	1:48.998	22	1:49.337	14	1:49.438	13
6	0	Radical Works Team		Roger Bromiley	GBR			Radical SR3 RSX	Supersp	1	1:52.546	20	1:52.782	24	1:53.057	25	1:53.070	21	1:53.323	19



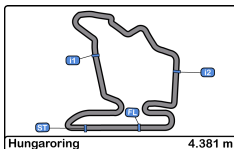


**Hungaroring**  
**Radical European Master**  
**Free Practice - 2**  
**Best 5 Top Speeds**



Cl	N°	Entrant/Team	Nat	Driver 1	Nat	Driver 2	Nat	Vehicle	Cat	Cl	Top 1		Top 2		Top 3		Top 4		Top 5		Avg
											Km/h	Lap	Km/h	Lap	Km/h	Lap	Km/h	Lap	Km/h	Lap	
1	20	Radical Works Team		Mark Crader	GBR	Stuart Moseley	GBR	Radical SR8	Masters	1	<b>234.2</b>	7	233.7	5	233.7	12	233.7	19	233.7	20	233.8
2	8	RAW Motorsport		Louis Hamilton-Smith	GBR	Theodor Olsen	NOR	Radical SR8	Masters	2	<b>233.7</b>	7	233.7	8	233.7	19	233.2	6	233.2	10	233.5
3	100	Radical Works Team		Alex Mortimer	GBR			Radical SR8	Masters	3	<b>233.2</b>	22	232.7	25	232.2	20	232.2	21	232.2	24	232.5
4	61	Radical Works Team		Morten Dons	DEN	Manhal Allos	GBR	Radical SR8	Masters	4	<b>232.2</b>	19	232.2	22	231.7	21	231.2	18	231.2	20	231.7
5	46	RAW Motorsport		Andrew Fergusson	GBR	Jeremy Fergusson	GBR	Radical SR8	Masters	5	<b>230.2</b>	14	230.2	21	229.7	7	229.7	13	229.7	15	229.9
6	0	Radical Works Team		Roger Bromiley	GBR			Radical SR3 RSX	Supersp	1	<b>203.3</b>	24	203.0	6	203.0	25	203.0	26	202.6	12	203.0



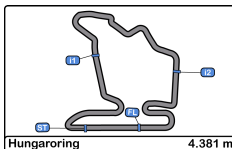


**Hungaroring**  
**Radical European Master**  
**Free Practice - 2**  
**Fastest Laps Sequence**



Lap	Time of Day	Session Time	Nº	Entrant/Team	Nat	Driver 1	Nat	Driver 2	Nat	Vehicle	Cat	Time	Km/h
2	13:01:14.725	1:14.725	0	Radical Works Team		Roger Bromiley	GBR			Radical SR3 RSX	Supersp	<b>2:01.450</b>	129.8
2	13:01:28.172	1:28.172	8	RAW Motorsport		Louis Hamilton-Smith	GBR	Theodor Olsen	NOR	Radical SR8	Masters	<b>1:49.744</b>	143.7
3	13:03:17.524	3:17.524	8	RAW Motorsport		Louis Hamilton-Smith	GBR	Theodor Olsen	NOR	Radical SR8	Masters	<b>1:49.352</b>	144.2
4	13:06:39.945	6:39.945	61	Radical Works Team		Morten Dons	DEN	Manhal Allos	GBR	Radical SR8	Masters	<b>1:49.114</b>	144.5
5	13:06:56.983	6:56.983	8	RAW Motorsport		Louis Hamilton-Smith	GBR	Theodor Olsen	NOR	Radical SR8	Masters	<b>1:48.648</b>	145.1
5	13:08:27.935	8:27.935	61	Radical Works Team		Morten Dons	DEN	Manhal Allos	GBR	Radical SR8	Masters	<b>1:47.990</b>	146.0
5	13:08:51.231	8:51.231	20	Radical Works Team		Mark Crader	GBR	Stuart Moseley	GBR	Radical SR8	Masters	<b>1:44.199</b>	151.3





**Hungaroring**  
**Radical European Master**  
**Free Practice - 2**  
**Event Best Maximum Speed**



<u>Nº</u>	<u>Entrant/Team</u>	<u>Nat</u>	<u>Driver 1</u>	<u>Nat</u>	<u>Driver 2</u>	<u>Nat</u>	<u>Vehicle</u>	<u>Cat</u>	<u>Km/h</u>	<u>Session</u>
20	Radical Works Team		Mark Crader	GBR	Stuart Moseley	GBR	Radical SR8	Masters	234.2	Free Practice - 2
8	RAW Motorsport		Louis Hamilton-Smith	GBR	Theodor Olsen	NOR	Radical SR8	Masters	233.7	Free Practice - 2
100	Radical Works Team		Alex Mortimer	GBR			Radical SR8	Masters	233.2	Free Practice - 2
61	Radical Works Team		Morten Dons	DEN	Manhal Allos	GBR	Radical SR8	Masters	232.2	Free Practice - 1
46	RAW Motorsport		Andrew Fergusson	GBR	Jeremy Fergusson	GBR	Radical SR8	Masters	231.2	Free Practice - 1
0	Radical Works Team		Roger Bromiley	GBR			Radical SR3 RSX	Supersp	203.3	Free Practice - 2





**Hungaroring**  
**Radical European Master**  
**Free Practice - 2**  
**Pit Stop Analysis**



**0** Roger Bromiley Supersport Radical Works Team  
 Radical SR3 RSX

Nr.	In Day Time	In Time	Out Time	Pit Time	T. Pit Time	Handicap	Penalty
1	13:22:35.725	13:22:35.725	13:26:38.684	4:02.959	4:02.959		
2	13:33:13.678	13:33:13.678	13:37:08.676	3:54.998	7:57.957		
3	13:48:37.944	13:48:37.944	13:51:10.284	2:32.340	10:30.297		

**8** Louis Hamilton-Smith Masters RAW Motorsport  
 Theodor Olsen Radical SR8

Nr.	In Day Time	In Time	Out Time	Pit Time	T. Pit Time	Handicap	Penalty
1	13:17:59.888	13:17:59.888	13:20:05.887	2:05.999	2:05.999		
2	13:29:15.296	13:29:15.296	13:32:30.906	3:15.610	5:21.609		
3	13:34:25.936	13:34:25.936	13:35:43.908	1:17.972	6:39.581		

**20** Mark Crader Masters Radical Works Team  
 Stuart Moseley Radical SR8

Nr.	In Day Time	In Time	Out Time	Pit Time	T. Pit Time	Handicap	Penalty
1	13:00:16.410	13:00:16.410	13:00:38.858	22.448	22.448		
2	13:14:24.810	13:14:24.810	13:17:39.657	3:14.847	3:37.295		
3	13:39:31.181	13:39:31.181	13:41:52.271	2:21.090	5:58.385		
4	13:54:33.911	13:54:33.911	13:57:11.928	2:38.017	8:36.402		

**46** Andrew Fergusson Masters RAW Motorsport  
 Jeremy Fergusson Radical SR8

Nr.	In Day Time	In Time	Out Time	Pit Time	T. Pit Time	Handicap	Penalty
1	13:27:18.518	13:27:18.518	13:30:49.710	3:31.192	3:31.192		
2	13:36:38.750	13:36:38.750	13:39:55.268	3:16.518	6:47.710		
3	13:49:31.144	13:49:31.144	13:53:29.742	3:58.598	10:46.308		

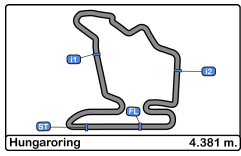
**61** Morten Dons Masters Radical Works Team  
 Manhal Allos Radical SR8

Nr.	In Day Time	In Time	Out Time	Pit Time	T. Pit Time	Handicap	Penalty
1	13:13:57.849	13:13:57.849	13:15:45.551	1:47.702	1:47.702		
2	13:21:11.745	13:21:11.745	13:24:29.495	3:17.750	5:05.452		
3	13:44:05.879	13:44:05.879	13:48:28.070	4:22.191	9:27.643		

**100** Alex Mortimer Masters Radical Works Team  
 Radical SR8

Nr.	In Day Time	In Time	Out Time	Pit Time	T. Pit Time	Handicap	Penalty
1	13:20:22.318	13:20:22.318	13:22:52.382	2:30.064	2:30.064		

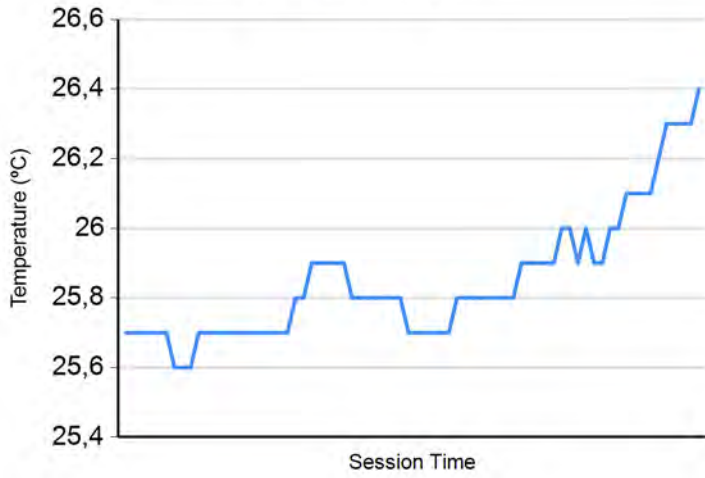




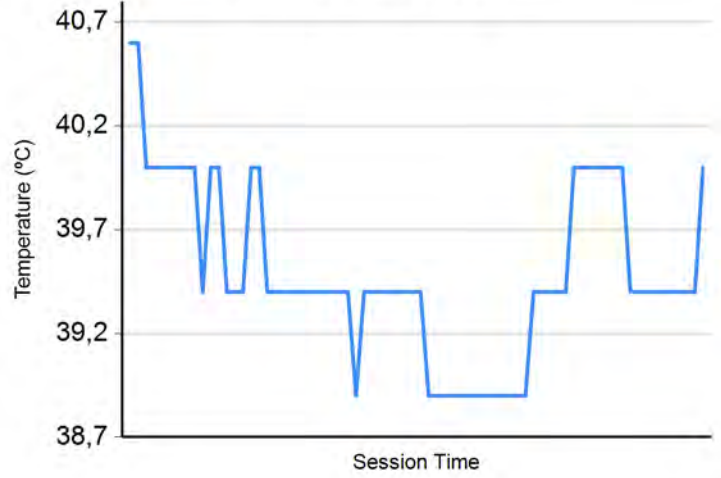
**Hungaroring**  
**Radical European Master**  
**Free Practice - 2**  
**Weather Report**



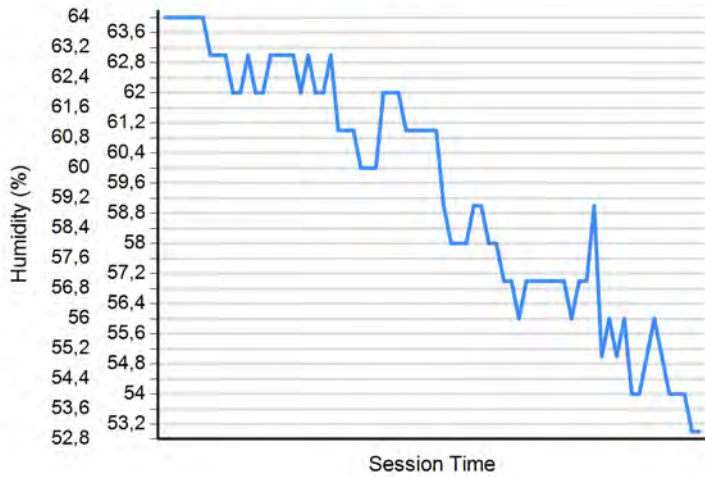
**Air Temperature**



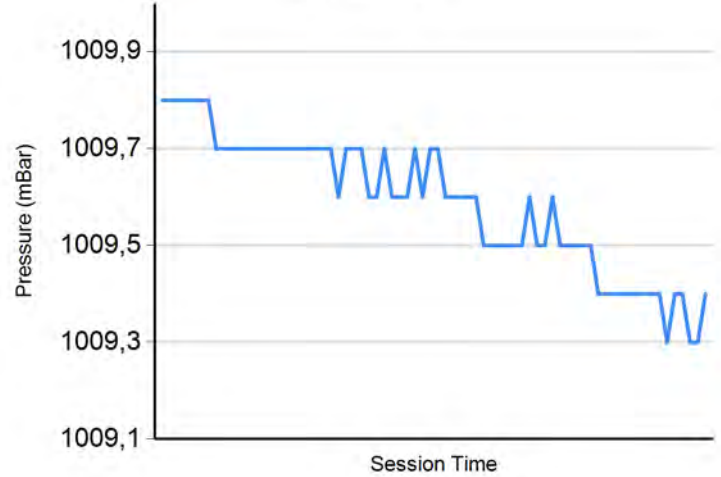
**Track Temperature**



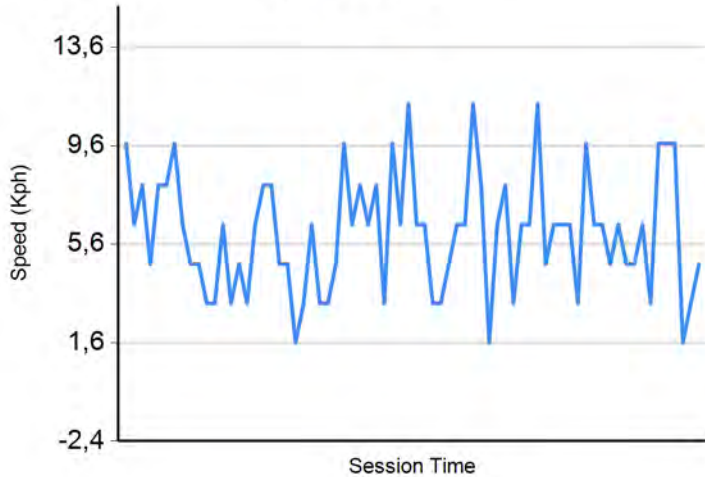
**Humidity**



**Pressure**

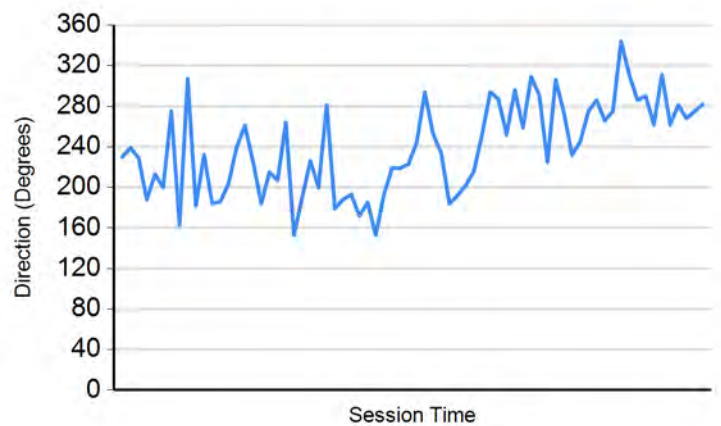


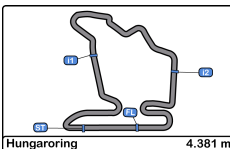
**Wind Speed**



**Wind direction**

North = 0°/360° Est = 90° South = 180° West = 270°





**Hungaroring**  
**Radical European Master**  
**Free Practice 1 - 2**  
**Results**

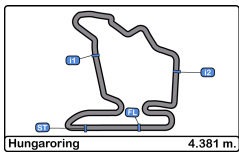


Cls	N°	Entrant/Team	Nat	Driver 1	Nat	Driver 2	Nat	Vehicle	Cat	Cls	Laps	Free Practice - 1	Free Practice - 2	Best	Gap	Interval	Km/h		
1	20	Radical Works Team		Mark Crader	GBR	Stuart Moseley	GBR	Radical SR8	Masters	1	53	1:45.845	10	<b>1:44.199</b>	5	<b>1:44.199</b>		151.3	
2	61	Radical Works Team		Morten Dons	DEN	Manhal Allos	GBR	Radical SR8	Masters	2	60	1:45.844	28	<b>1:45.244</b>	17	<b>1:45.244</b>	1.045	1.045	149.8
3	100	Radical Works Team		Alex Mortimer	GBR			Radical SR8	Masters	3	62	1:46.038	26	<b>1:45.652</b>	29	<b>1:45.652</b>	1.453	0.408	149.2
4	8	RAW Motorsport		Louis Hamilton-Smith	GBR	Theodor Olsen	NOR	Radical SR8	Masters	4	52	1:48.530	14	<b>1:46.917</b>	22	<b>1:46.917</b>	2.718	1.265	147.5
5	46	RAW Motorsport		Andrew Fergusson	GBR	Jeremy Fergusson	GBR	Radical SR8	Masters	5	52	<b>1:47.747</b>	23	1:48.263	20	<b>1:47.747</b>	3.548	0.830	146.3
6	0	Radical Works Team		Roger Bromiley	GBR			Radical SR3 RSX	Supersp	1	28			<b>1:52.546</b>	20	<b>1:52.546</b>	8.347	4.799	140.1

Published at:.....

<b>Stewards:</b>	<b>Race Director:</b>	<b>Timekeeper:</b> 
------------------	-----------------------	---






**Hungaroring**  
**Radical European Master**  
**Qualifying - 1**  
**Provisional Results**



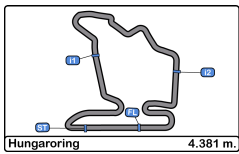
Cls	Nº	Entrant/Team	Nat	Driver 1	Nat	Driver 2	Nat	Vehicle	Cat	Cls	Laps	Best	Time	Gap	Interval	Km/h
1	100	Radical Works Team		Alex Mortimer	GBR			Radical SR8	Masters	1	10	7	1:59.138			132.3
2	61	Radical Works Team		<u>Morten Dons</u>	DEN	Manhal Allos	GBR	Radical SR8	Masters	2	11	10	1:59.661	0.523	0.523	131.8
3	46	RAW Motorsport		Andrew Fergusson	GBR	<u>Jeremy Fergusson</u>	GBR	Radical SR8	Masters	3	11	10	2:01.394	2.256	1.733	129.9
4	8	RAW Motorsport		<u>Louis Hamilton-Smith</u>	GBR	Theodor Olsen	NOR	Radical SR8	Masters	4	11	10	2:01.446	2.308	0.052	129.8
5	20	Radical Works Team		<u>Mark Crader</u>	GBR	Stuart Moseley	GBR	Radical SR8	Masters	5	11	10	2:01.748	2.610	0.302	129.5
6	0	Radical Works Team		Roger Bromiley	GBR			Radical SR3 RSX	Superspo	1	10	9	2:07.075	7.937	5.327	124.1

Published at:.....

Track Temp: 23.3 °C    Air Temp: 19.6 °C    Humidity: 89 %    Track Status: WET

Stewards:	Race Director:	Timekeeper: 
-----------	----------------	---






**Hungaroring**  
**Radical European Master**  
**Qualifying - 1**  
**Provisional Results by Class**



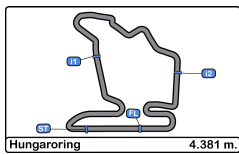
Cls	Nº	Entrant/Team	Nat	Driver 1	Nat	Driver 2	Nat	Vehicle	Cat	Cls	Laps	Best	Time	Gap	Interval	Km/h
<b>Masters</b>																
1	100	Radical Works Team		Alex Mortimer	GBR			Radical SR8	Masters	1	10	7	1:59.138			132.3
2	61	Radical Works Team		<u>Morten Dons</u>	DEN	Manhal Allos	GBR	Radical SR8	Masters	2	11	10	1:59.661	0.523	0.523	131.8
3	46	RAW Motorsport		Andrew Fergusson	GBR	<u>Jeremy Fergusson</u>	GBR	Radical SR8	Masters	3	11	10	2:01.394	2.256	1.733	129.9
4	8	RAW Motorsport		<u>Louis Hamilton-Smith</u>	GBR	Theodor Olsen	NOR	Radical SR8	Masters	4	11	10	2:01.446	2.308	0.052	129.8
5	20	Radical Works Team		<u>Mark Crader</u>	GBR	Stuart Moseley	GBR	Radical SR8	Masters	5	11	10	2:01.748	2.610	0.302	129.5
<b>Supersport</b>																
1	0	Radical Works Team		Roger Bromiley	GBR			Radical SR3 RSX	Superspo	1	10	9	2:07.075			124.1

Published at:.....

Track Temp: 23.3 °C    Air Temp: 19.6 °C    Humidity: 89 %    Track Status: WET

<b>Stewards:</b>	<b>Race Director:</b>	<b>Timekeeper:</b> 
------------------	-----------------------	--





**Hungaroring**  
**Radical European Master**  
**Qualifying - 1**  
**Lap Analysis**



**0** 1 Roger Bromiley Radical SR3 RSX **61** 1 Morten Dons Radical SR8  
 Supersport 2 Radical Works Team Masters 2 Manhal Allos Radical Works Team

Lap	D	Time	Sector 1	Sector 2	Sector 3	T. Spd	Elapsed	Lap	D	Time	Sector 1	Sector 2	Sector 3	T. Spd	Elapsed
1		9:03:05.665	9:01:28.168	57.490	40.007		9:03:05.665	1	1	9:03:10.188	9:01:39.095	53.213	37.880		9:03:10.188
2		2:20.597	48.069	54.203	38.325	192.5	9:05:26.262	2	1	2:11.708	47.511	48.867	35.330	192.5	9:05:21.896
3		2:13.330	46.934	49.474	36.922	194.9	9:07:39.592	3	1	2:04.499	42.580	47.465	34.454	222.6	9:07:26.395
4		2:11.962	46.067	49.171	36.724	196.0	9:09:51.554	4	1	2:02.873	42.185	46.705	33.983	223.6	9:09:29.268
5		2:09.657	45.146	48.474	36.037	196.3	9:12:01.211	5	1	2:01.278	41.503	46.100	33.675	225.4	9:11:30.546
6		2:09.044	44.771	48.001	36.272	196.0	9:14:10.255	6	1	2:00.371	41.149	45.645	33.577	225.0	9:13:30.917
7		2:09.631	45.008	48.851	35.772	196.0	9:16:19.886	7	1	1:59.933	41.160	45.069	33.704	225.4	9:15:30.850
8		2:07.305	44.745	47.237	35.323	195.2	9:18:27.191	8	1	2:01.919	42.949	45.333	33.637	225.4	9:17:32.769
9		2:07.075	44.295	47.469	35.311	197.0	9:20:34.266	9	1	1:59.828	41.232	45.087	33.509	225.4	9:19:32.597
10		2:23.522 P	47.120	51.195	45.207	195.6	9:22:57.788	10	1	1:59.661	40.985	45.051	33.625	225.9	9:21:32.258

**8** 1 Louis Hamilton-Smith Radical SR8 **100** 1 Alex Mortimer Radical SR8  
 Masters 2 Theodor Olsen RAW Motorsport

Lap	D	Time	Sector 1	Sector 2	Sector 3	T. Spd	Elapsed	Lap	D	Time	Sector 1	Sector 2	Sector 3	T. Spd	Elapsed
1	1	9:02:40.614	9:01:08.310	54.783	37.521		9:02:40.614	1	1	9:03:12.067	9:01:46.555	49.848	35.664		9:03:12.067
2	1	2:11.765	46.378	49.400	35.987	205.3	9:04:52.379	2	1	2:06.950	44.655	47.887	34.408	222.6	9:05:19.017
3	1	2:08.500	45.054	48.196	35.250	222.2	9:07:00.879	3	1	2:02.401	42.461	46.180	33.760	222.6	9:07:21.418
4	1	2:05.866	43.687	47.113	35.066	223.6	9:09:06.745	4	1	2:01.463	41.315	46.218	33.930	224.5	9:09:22.881
5	1	2:06.491	43.395	47.139	35.957	224.5	9:11:13.236	5	1	2:00.807	41.528	45.742	33.537	225.0	9:11:23.688
6	1	2:04.103	42.908	46.508	34.687	225.4	9:13:17.339	6	1	2:01.137	41.159	45.972	34.006	225.4	9:13:24.825
7	1	2:02.433	42.400	46.006	34.027	224.5	9:15:19.772	7	1	1:59.138	40.918	45.017	33.203	225.0	9:15:23.963
8	1	2:02.181	42.083	45.995	34.103	225.0	9:17:21.953	8	1	2:02.356	40.865	45.496	35.995	225.9	9:17:26.319
9	1	2:01.670	41.801	45.841	34.028	225.0	9:19:23.623	9	1	2:10.537	44.914	50.018	35.605	214.7	9:19:36.856
10	1	2:01.446	41.746	45.526	34.174	225.0	9:21:25.069	10	1	2:08.687 P	40.658	46.070	41.959	226.4	9:21:45.543
11	1	2:21.820 P	47.255	50.031	44.534	209.7	9:23:46.889								

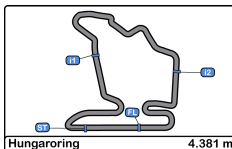
**20** 1 Mark Crader Radical SR8  
 Masters 2 Stuart Moseley Radical Works Team

Lap	D	Time	Sector 1	Sector 2	Sector 3	T. Spd	Elapsed
1	1	9:02:46.137	9:01:07.768	55.285	43.084		9:02:46.137
2	1	2:13.542	47.342	49.987	36.213	210.5	9:04:59.679
3	1	2:08.255	44.580	48.293	35.382	222.2	9:07:07.934
4	1	2:06.613	44.044	47.435	35.134	222.2	9:09:14.547
5	1	2:05.732	43.259	47.620	34.853	222.6	9:11:20.279
6	1	2:05.615	43.036	47.330	35.249	224.0	9:13:25.894
7	1	2:04.148	42.640	46.855	34.653	224.5	9:15:30.042
8	1	2:06.017	44.195	47.055	34.767	225.0	9:17:36.059
9	1	2:02.922	42.267	46.355	34.300	225.4	9:19:38.981
10	1	2:01.748	41.664	45.914	34.170	225.9	9:21:40.729
11	1	2:21.119 P	45.724	49.878	45.517	199.6	9:24:01.848

**46** 1 Andrew Fergusson Radical SR8  
 Masters 2 Jeremy Fergusson RAW Motorsport

Lap	D	Time	Sector 1	Sector 2	Sector 3	T. Spd	Elapsed
1	2	9:02:44.119	9:01:10.761	52.763	40.595		9:02:44.119
2	2	2:08.851	44.496	48.254	36.101	221.3	9:04:52.970
3	2	2:06.752	43.313	48.414	35.025	224.0	9:06:59.722
4	2	2:05.991	43.132	47.764	35.095	224.5	9:09:05.713
5	2	2:04.985	43.190	47.319	34.476	225.0	9:11:10.698
6	2	2:03.872	42.750	46.803	34.319	224.5	9:13:14.570
7	2	2:02.552	42.420	46.137	33.995	225.9	9:15:17.122
8	2	2:02.599	42.265	46.187	34.147	225.9	9:17:19.721
9	2	2:01.686	41.840	45.995	33.851	226.4	9:19:21.407
10	2	2:01.394	41.754	46.034	33.606	225.9	9:21:22.801
11	2	2:14.820 P	44.820	48.249	41.751	219.5	9:23:37.621



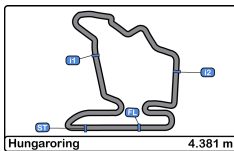


**Hungaroring**  
**Radical European Master**  
**Qualifying - 1**  
**Best Sectors Results**



Sector - 1				Sector - 2				Sector - 3				Ideal Lap vs Best Lap				
Clas	Nº	Driver	Time	Nº	Driver	Time	Nº	Driver	Time	Clas	Nº	Driver	Ideal Lap	Best Lap	Clas	
1	100	Alex Mortimer	40.658	100	Alex Mortimer	45.017	100	Alex Mortimer	33.203	1	100	Alex Mortimer	1:58.878	1:59.138	1	
2	61	Morten Dons	40.985	61	Morten Dons	45.051	61	Morten Dons	33.509	2	61	Morten Dons	1:59.545	1:59.661	2	
3	20	Mark Crader	41.664	8	Louis Hamilton-Smith	45.526	46	Jeremy Fergusson	33.606	3	8	Louis Hamilton-Smith	2:01.299	2:01.446	4	
4	8	Louis Hamilton-Smith	41.746	20	Mark Crader	45.914	8	Louis Hamilton-Smith	34.027	4	46	Jeremy Fergusson	2:01.355	2:01.394	3	
5	46	Jeremy Fergusson	41.754	46	Jeremy Fergusson	45.995	20	Mark Crader	34.170	5	20	Mark Crader	2:01.748	2:01.748	5	
6	0	Roger Bromiley	44.295	0	Roger Bromiley	47.237	0	Roger Bromiley	35.311	6	0	Roger Bromiley	2:06.843	2:07.075	6	



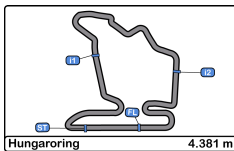


**Hungaroring**  
**Radical European Master**  
**Qualifying - 1**  
**Best 5 Lap Times**



Cl	N°	Entrant/Team	Nat	Driver 1	Nat	Driver 2	Nat	Vehicle	Cat	Cl	Best 1		Best 2		Best 3		Best 4		Best 5	
											Time	Lap	Time	Lap	Time	Lap	Time	Lap	Time	Lap
1	100	Radical Works Team		Alex Mortimer	GBR			Radical SR8	Masters	1	1:59.138	7	2:00.807	5	2:01.137	6	2:01.463	4	2:02.356	8
2	61	Radical Works Team		<u>Morten Dons</u>	DEN	Manhal Allos	GBR	Radical SR8	Masters	2	1:59.661	10	1:59.828	9	1:59.933	7	2:00.371	6	2:01.278	5
3	46	RAW Motorsport		Andrew Fergusson	GBR	<u>Jeremy Fergusson</u>	GBR	Radical SR8	Masters	3	2:01.394	10	2:01.686	9	2:02.552	7	2:02.599	8	2:03.872	6
4	8	RAW Motorsport		<u>Louis Hamilton-Smith</u>	GBR	Theodor Olsen	NOR	Radical SR8	Masters	4	2:01.446	10	2:01.670	9	2:02.181	8	2:02.433	7	2:04.103	6
5	20	Radical Works Team		<u>Mark Crader</u>	GBR	Stuart Moseley	GBR	Radical SR8	Masters	5	2:01.748	10	2:02.922	9	2:04.148	7	2:05.615	6	2:05.732	5
6	0	Radical Works Team		Roger Bromiley	GBR			Radical SR3 RSX	Supersp	1	2:07.075	9	2:07.305	8	2:09.044	6	2:09.631	7	2:09.657	5





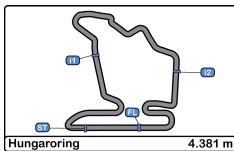
**Hungaroring**  
**Radical European Master**  
**Qualifying - 1**  
**Best 5 Top Speeds**



Cl	N°	Entrant/Team	Nat	Driver 1	Nat	Driver 2	Nat	Vehicle	Cat	Cl	Top 1		Top 2		Top 3		Top 4		Top 5		Avg
											Km/h	Lap	Km/h	Lap	Km/h	Lap	Km/h	Lap	Km/h	Lap	
1	46	RAW Motorsport		Andrew Fergusson	GBR	<u>Jeremy Fergusson</u>	GBR	Radical SR8	Masters	1	<b>226.4</b>	9	225.9	7	225.9	8	225.9	10	225.0	5	225.8
2	100	Radical Works Team		Alex Mortimer	GBR			Radical SR8	Masters	2	<b>226.4</b>	10	225.9	8	225.4	6	225.0	5	225.0	7	225.5
3	20	Radical Works Team		<u>Mark Crader</u>	GBR	Stuart Moseley	GBR	Radical SR8	Masters	3	<b>225.9</b>	10	225.4	9	225.0	8	224.5	7	224.0	6	225.0
4	61	Radical Works Team		<u>Morten Dons</u>	DEN	Manhal Allos	GBR	Radical SR8	Masters	4	<b>225.9</b>	10	225.4	5	225.4	7	225.4	8	225.4	9	225.5
5	8	RAW Motorsport		<u>Louis Hamilton-Smith</u>	GBR	Theodor Olsen	NOR	Radical SR8	Masters	5	<b>225.4</b>	6	225.0	8	225.0	9	225.0	10	224.5	5	225.0
6	0	Radical Works Team		Roger Bromiley	GBR			Radical SR3 RSX	Supersp	1	<b>197.0</b>	9	196.3	5	196.0	4	196.0	6	196.0	7	196.2





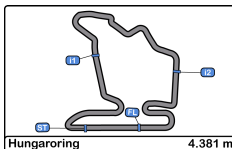


**Hungaroring**  
**Radical European Master**  
**Qualifying - 1**  
**Fastest Laps Sequence**



Lap	Time of Day	Session Time	Nº	Entrant/Team	Nat	Driver 1	Nat	Driver 2	Nat	Vehicle	Cat	Time	Km/h
2	9:04:52.379	4:52.379	8	RAW Motorsport		<u>Louis Hamilton-Smith</u>	GBR	Theodor Olsen	NOR	Radical SR8	Masters	<b>2:11.765</b>	119.6
2	9:04:52.970	4:52.970	46	RAW Motorsport		Andrew Fergusson	GBR	<u>Jeremy Fergusson</u>	GBR	Radical SR8	Masters	<b>2:08.851</b>	122.4
2	9:05:19.017	5:19.017	100	Radical Works Team		Alex Mortimer	GBR			Radical SR8	Masters	<b>2:06.950</b>	124.2
3	9:06:59.722	6:59.722	46	RAW Motorsport		Andrew Fergusson	GBR	<u>Jeremy Fergusson</u>	GBR	Radical SR8	Masters	<b>2:06.752</b>	124.4
3	9:07:21.418	7:21.418	100	Radical Works Team		Alex Mortimer	GBR			Radical SR8	Masters	<b>2:02.401</b>	128.8
4	9:09:22.881	9:22.881	100	Radical Works Team		Alex Mortimer	GBR			Radical SR8	Masters	<b>2:01.463</b>	129.8
5	9:11:23.688	11:23.688	100	Radical Works Team		Alex Mortimer	GBR			Radical SR8	Masters	<b>2:00.807</b>	130.5
6	9:13:30.917	13:30.917	61	Radical Works Team		<u>Morten Dons</u>	DEN	Manhal Allos	GBR	Radical SR8	Masters	<b>2:00.371</b>	131.0
7	9:15:23.963	15:23.963	100	Radical Works Team		Alex Mortimer	GBR			Radical SR8	Masters	<b>1:59.138</b>	132.3



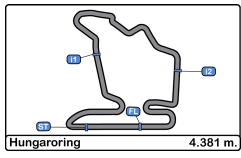


**Hungaroring**  
**Radical European Master**  
**Qualifying - 1**  
**Event Best Maximum Speed**



<u>Nº</u>	<u>Entrant/Team</u>	<u>Nat</u>	<u>Driver 1</u>	<u>Nat</u>	<u>Driver 2</u>	<u>Nat</u>	<u>Vehicle</u>	<u>Cat</u>	<u>Km/h</u>	<u>Session</u>
20	Radical Works Team		Mark Crader	GBR	Stuart Moseley	GBR	Radical SR8	Masters	<b>234.2</b>	Free Practice - 2
8	RAW Motorsport		Louis Hamilton-Smith	GBR	Theodor Olsen	NOR	Radical SR8	Masters	<b>233.7</b>	Free Practice - 2
100	Radical Works Team		Alex Mortimer	GBR			Radical SR8	Masters	<b>233.2</b>	Free Practice - 2
61	Radical Works Team		Morten Dons	DEN	Manhal Allos	GBR	Radical SR8	Masters	<b>232.2</b>	Free Practice - 1
46	RAW Motorsport		Andrew Fergusson	GBR	Jeremy Fergusson	GBR	Radical SR8	Masters	<b>231.2</b>	Free Practice - 1
0	Radical Works Team		Roger Bromiley	GBR			Radical SR3 RSX	Supersp	<b>203.3</b>	Free Practice - 2





**Hungaroring**  
**Radical European Master**  
**Qualifying - 1**  
**Pit Stop Analysis**

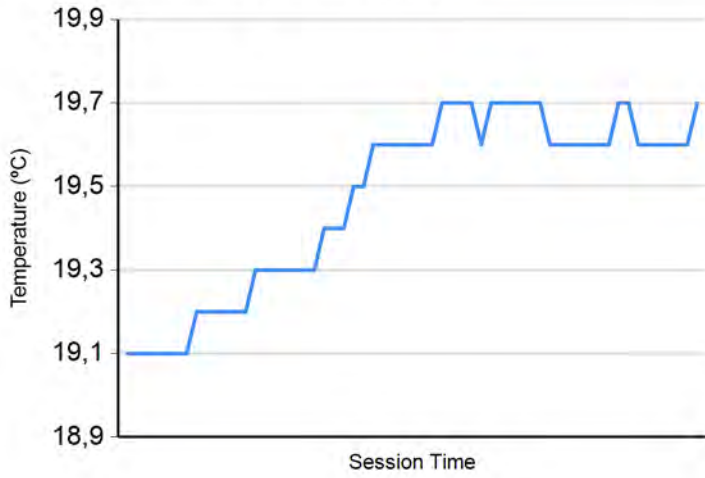




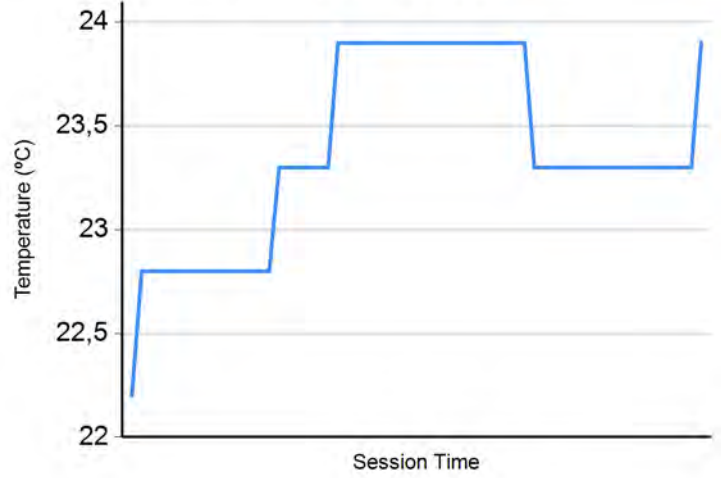
**Hungaroring**  
**Radical European Master**  
**Qualifying - 1**  
**Weather Report**



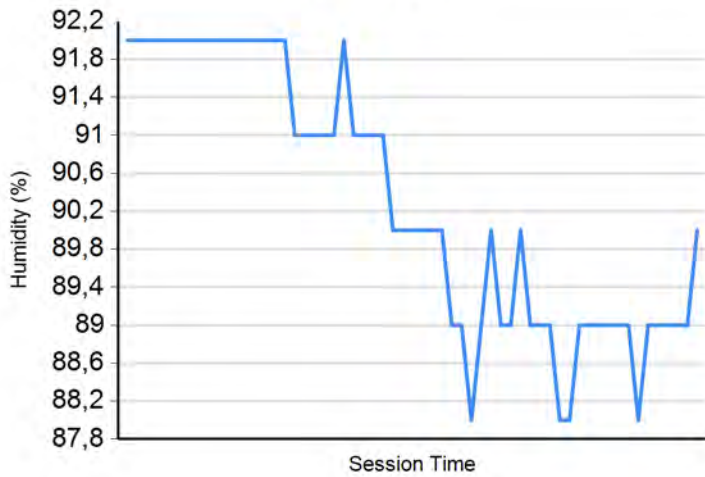
**Air Temperature**



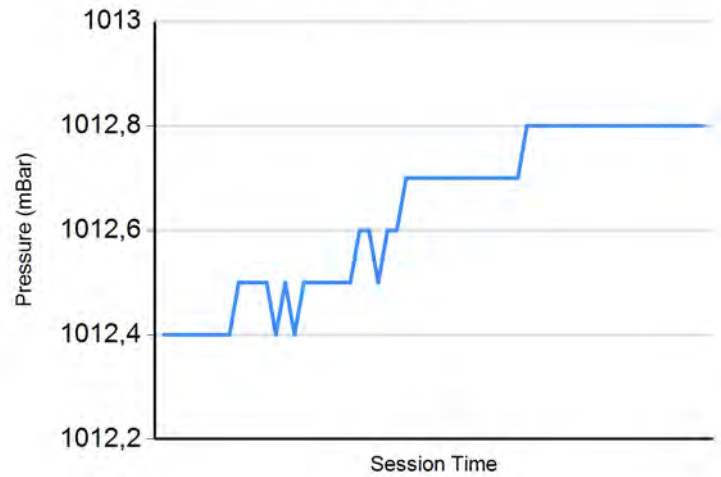
**Track Temperature**



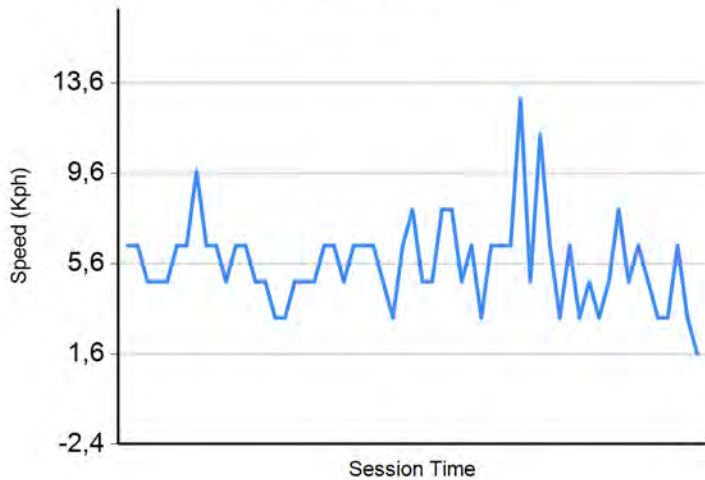
**Humidity**



**Pressure**

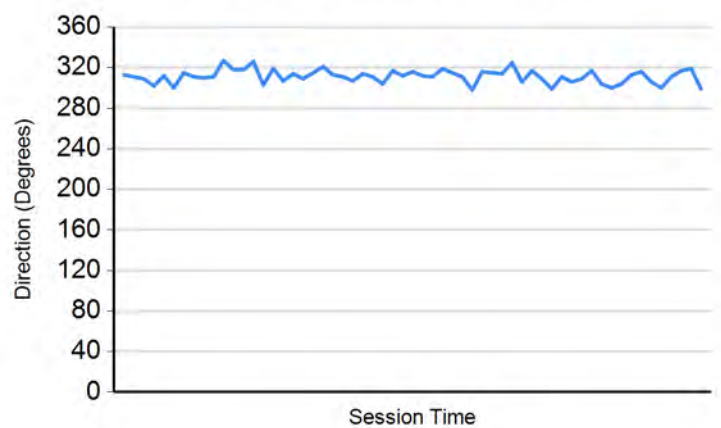


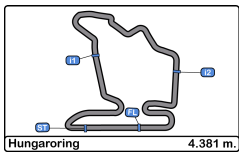
**Wind Speed**



**Wind direction**

North = 0°/360° Est = 90° South = 180° West = 270°






**Hungaroring**  
**Radical European Master**  
**Qualifying - 1**  
**Final Results**



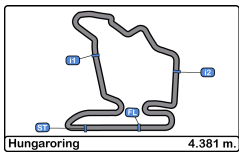
Cls	Nº	Entrant/Team	Nat	Driver 1	Nat	Driver 2	Nat	Vehicle	Cat	Cls	Laps	Best	Time	Gap	Interval	Km/h
1	100	Radical Works Team		Alex Mortimer	GBR			Radical SR8	Masters	1	10	7	1:59.138			132.3
2	61	Radical Works Team		<u>Morten Dons</u>	DEN	Manhal Allos	GBR	Radical SR8	Masters	2	11	10	1:59.661	0.523	0.523	131.8
3	46	RAW Motorsport		Andrew Fergusson	GBR	<u>Jeremy Fergusson</u>	GBR	Radical SR8	Masters	3	11	10	2:01.394	2.256	1.733	129.9
4	8	RAW Motorsport		<u>Louis Hamilton-Smith</u>	GBR	Theodor Olsen	NOR	Radical SR8	Masters	4	11	10	2:01.446	2.308	0.052	129.8
5	20	Radical Works Team		<u>Mark Crader</u>	GBR	Stuart Moseley	GBR	Radical SR8	Masters	5	11	10	2:01.748	2.610	0.302	129.5
6	0	Radical Works Team		Roger Bromiley	GBR			Radical SR3 RSX	Superspo	1	10	9	2:07.075	7.937	5.327	124.1

Published at:.....

Track Temp: 23.3 °C    Air Temp: 19.6 °C    Humidity: 89 %    Track Status: WET

Stewards:	Race Director:	Timekeeper: 
-----------	----------------	---






**Hungaroring**  
**Radical European Master**  
**Qualifying - 2**  
**Provisional Results**



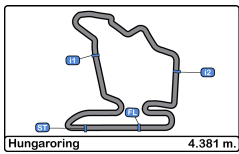
Cls	Nº	Entrant/Team	Nat	Driver 1	Nat	Driver 2	Nat	Vehicle	Cat	Cls	Laps	Best	Time	Gap	Interval	Km/h
1	20	Radical Works Team	GBR	Mark Crader	GBR	<u>Stuart Moseley</u>	GBR	Radical SR8	Masters	1	9	8	1:56.677			135.1
2	100	Radical Works Team	GBR	Alex Mortimer	GBR			Radical SR8	Masters	2	10	5	1:57.094	0.417	0.417	134.6
3	8	RAW Motorsport	GBR	Louis Hamilton-Smith	GBR	<u>Theodor Olsen</u>	NOR	Radical SR8	Masters	3	9	8	1:58.226	1.549	1.132	133.4
4	61	Radical Works Team	DEN	Morten Dons	DEN	<u>Manhal Allos</u>	GBR	Radical SR8	Masters	4	7	6	2:01.074	4.397	2.848	130.2
5	46	RAW Motorsport	GBR	<u>Andrew Fergusson</u>	GBR	Jeremy Fergusson	GBR	Radical SR8	Masters	5	9	7	2:01.642	4.965	0.568	129.6
6	0	Radical Works Team	GBR	Roger Bromiley	GBR			Radical SR3 RSX	Superspo	1	10	5	2:04.507	7.830	2.865	126.6

Published at:.....

Track Temp: 22.2 °C    Air Temp: 19.6 °C    Humidity: 88 %    Track Status: WET

<b>Stewards:</b>	<b>Race Director:</b>	<b>Timekeeper:</b> 
------------------	-----------------------	--






**Hungaroring**  
**Radical European Master**  
**Qualifying - 2**  
**Provisional Results by Class**



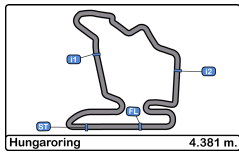
Cls	Nº	Entrant/Team	Nat	Driver 1	Nat	Driver 2	Nat	Vehicle	Cat	Cls	Laps	Best	Time	Gap	Interval	Km/h
<b>Masters</b>																
1	20	Radical Works Team		Mark Crader	GBR	<u>Stuart Moseley</u>	GBR	Radical SR8	Masters	1	9	8	1:56.677			135.1
2	100	Radical Works Team		Alex Mortimer	GBR			Radical SR8	Masters	2	10	5	1:57.094	0.417	0.417	134.6
3	8	RAW Motorsport		Louis Hamilton-Smith	GBR	<u>Theodor Olsen</u>	NOR	Radical SR8	Masters	3	9	8	1:58.226	1.549	1.132	133.4
4	61	Radical Works Team		Morten Dons	DEN	<u>Manhal Allos</u>	GBR	Radical SR8	Masters	4	7	6	2:01.074	4.397	2.848	130.2
5	46	RAW Motorsport		<u>Andrew Fergusson</u>	GBR	Jeremy Fergusson	GBR	Radical SR8	Masters	5	9	7	2:01.642	4.965	0.568	129.6
<b>Supersport</b>																
1	0	Radical Works Team		Roger Bromiley	GBR			Radical SR3 RSX	Superspo	1	10	5	2:04.507			126.6

Published at:.....

Track Temp: 22.2 °C    Air Temp: 19.6 °C    Humidity: 88 %    Track Status: WET

<b>Stewards:</b>	<b>Race Director:</b>	<b>Timekeeper:</b> 
------------------	-----------------------	--





# Hungaroring

## Radical European Master

### Qualifying - 2

#### Lap Analysis



**0** 1 Roger Bromiley Radical SR3 RSX **61** 1 Morten Dons Radical SR8  
 Supersport 2 Radical Works Team Masters 2 Manhal Allos Radical Works Team

Lap D	Time	Sector 1	Sector 2	Sector 3	T. Spd	Elapsed	Lap D	Time	Sector 1	Sector 2	Sector 3	T. Spd	Elapsed
1	9:28:48.477	9:27:23.980	48.326	36.171		9:28:48.477	1 2	9:35:00.539	9:33:35.244	47.575	37.720		9:35:00.539
2	2:07.190	44.584	47.168	35.438	196.3	9:30:55.667	2 2	2:02.811	42.554	45.970	34.287	224.5	9:37:03.350
3	2:06.361	44.577	46.740	35.044	186.5	9:33:02.028	3 2	2:01.599	41.870	45.554	34.175	224.0	9:39:04.949
4	2:05.151	44.152	46.050	34.949	196.7	9:35:07.179	4 2	2:01.533	41.397	45.908	34.228	224.5	9:41:06.482
5	2:04.507	43.635	46.230	34.642	197.0	9:37:11.686	5 2	2:02.980	41.538	46.090	35.352	224.5	9:43:09.462
6	2:05.703	44.202	46.329	35.172	196.7	9:39:17.389	6 2	2:01.074	41.529	45.658	33.887	225.9	9:45:10.536
7	2:20.619	44.248	55.636	40.735	196.3	9:41:38.008	7 2	2:14.162 P	41.950	49.414	42.798	224.5	9:47:24.698
8	2:06.463	44.277	47.189	34.997	196.7	9:43:44.471	<b>100</b> 1 Alex Mortimer Radical SR8						
9	2:06.359	44.609	46.657	35.093	197.0	9:45:50.830	Masters 2 Radical Works Team						
10	2:20.812 P	44.764	47.623	48.425	197.0	9:48:11.642							

**8** 1 Louis Hamilton-Smith Radical SR8  
 Masters 2 Theodor Olsen RAW Motorsport

Lap D	Time	Sector 1	Sector 2	Sector 3	T. Spd	Elapsed	Lap D	Time	Sector 1	Sector 2	Sector 3	T. Spd	Elapsed
1 2	9:29:48.286	9:28:17.996	49.088	41.202		9:29:48.286	1	9:28:58.650	9:27:35.497	46.005	37.148		9:28:58.650
2 2	2:03.162	42.301	45.544	35.317	225.0	9:31:51.448	2	1:58.263	40.598	44.734	32.931	226.8	9:30:56.913
3 2	1:59.526	41.450	44.626	33.450	225.9	9:33:50.974	3	2:03.517	40.834	47.463	35.220	226.8	9:33:00.430
4 2	1:58.680	41.233	44.226	33.221	225.9	9:35:49.654	4	1:58.282	40.494	44.551	33.237	226.4	9:34:58.712
5 2	1:58.689	41.160	44.275	33.254	226.4	9:37:48.343	5	1:57.094	40.252	44.182	32.660	226.8	9:36:55.806
6 2	2:34.582	50.998	58.443	45.141	193.5	9:40:22.925	6	1:57.305	40.440	44.024	32.841	227.8	9:38:53.111
7 2	1:59.286	41.036	44.768	33.482	227.3	9:42:22.211	7	2:01.795	40.366	46.491	34.938	227.8	9:40:54.906
8 2	1:58.226	41.185	44.182	32.859	226.8	9:44:20.437	8	1:59.303	40.092	44.220	34.991	227.8	9:42:54.209
9 2	2:05.769 P	41.184	45.593	38.992	225.9	9:46:26.206	9	1:58.375	40.260	44.500	33.615	228.3	9:44:52.584
							10	2:09.300 P	41.441	46.946	40.913	227.8	9:47:01.884

**20** 1 Mark Crader Radical SR8  
 Masters 2 Stuart Moseley Radical Works Team

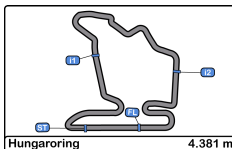
Lap D	Time	Sector 1	Sector 2	Sector 3	T. Spd	Elapsed
1 2	9:29:36.084	9:28:03.605	51.966	40.513		9:29:36.084
2 2	2:21.396	52.412	51.978	37.006	147.3	9:31:57.480
3 2	1:58.766	40.866	44.791	33.109	226.4	9:33:56.246
4 2	1:58.318	40.908	44.562	32.848	226.4	9:35:54.564
5 2	1:57.221	40.474	44.060	32.687	227.8	9:37:51.785
6 2	2:27.965	53.369	53.611	40.985	165.8	9:40:19.750
7 2	2:22.665	52.967	51.163	38.535	145.5	9:42:42.415
8 2	1:56.677	40.166	43.785	32.726	228.8	9:44:39.092
9 2	2:15.122 P	40.689	45.300	49.133	227.3	9:46:54.214

**46** 1 Andrew Fergusson Radical SR8  
 Masters 2 Jeremy Fergusson RAW Motorsport

Lap D	Time	Sector 1	Sector 2	Sector 3	T. Spd	Elapsed
1 1	9:29:37.581	9:28:06.862	50.939	39.780		9:29:37.581
2 1	2:28.333	43.149	46.117	59.067	218.1	9:32:05.914
3 1	2:04.659	42.425	47.208	35.026	224.5	9:34:10.573
4 1	2:04.178	42.351	47.180	34.647	225.4	9:36:14.751
5 1	2:02.686	41.733	46.405	34.548	225.4	9:38:17.437
6 1	2:02.532	41.928	46.124	34.480	226.4	9:40:19.969
7 1	2:01.642	41.829	46.048	33.765	225.4	9:42:21.611
8 1	2:23.572	48.313	52.569	42.690	208.8	9:44:45.183
9 1	2:29.073 P	41.403	1:03.166	44.504	227.3	9:47:14.256





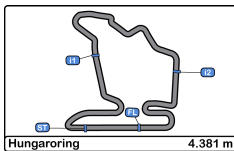


**Hungaroring**  
**Radical European Master**  
**Qualifying - 2**  
**Best Sectors Results**



Sector - 1				Sector - 2				Sector - 3				Ideal Lap vs Best Lap				
Clas	Nº	Driver	Time	Nº	Driver	Time	Nº	Driver	Time	Clas	Nº	Driver	Ideal Lap	Best Lap	Clas	
1	100	Alex Mortimer	40.092	20	Stuart Moseley	43.785	100	Alex Mortimer	32.660	1	20	Stuart Moseley	1:56.638	1:56.677	1	
2	20	Stuart Moseley	40.166	100	Alex Mortimer	44.024	20	Stuart Moseley	32.687	2	100	Alex Mortimer	1:56.776	1:57.094	2	
3	8	Theodor Olsen	41.036	8	Theodor Olsen	44.182	8	Theodor Olsen	32.859	3	8	Theodor Olsen	1:58.077	1:58.226	3	
4	61	Manhal Allos	41.397	61	Manhal Allos	45.554	46	Andrew Fergusson	33.765	4	61	Manhal Allos	2:00.838	2:01.074	4	
5	46	Andrew Fergusson	41.403	46	Andrew Fergusson	46.048	61	Manhal Allos	33.887	5	46	Andrew Fergusson	2:01.216	2:01.642	5	
6	0	Roger Bromiley	43.635	0	Roger Bromiley	46.050	0	Roger Bromiley	34.642	6	0	Roger Bromiley	2:04.327	2:04.507	6	



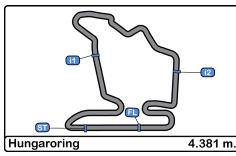


**Hungaroring**  
**Radical European Master**  
**Qualifying - 2**  
**Best 5 Lap Times**



Cl	N°	Entrant/Team	Nat	Driver 1	Nat	Driver 2	Nat	Vehicle	Cat	Cl	Best 1		Best 2		Best 3		Best 4		Best 5	
											Time	Lap	Time	Lap	Time	Lap	Time	Lap	Time	Lap
1	20	Radical Works Team		Mark Crader	GBR	<u>Stuart Moseley</u>	GBR	Radical SR8	Masters	1	<b>1:56.677</b>	8	1:57.221	5	1:58.318	4	1:58.766	3	2:15.122	9
2	100	Radical Works Team		Alex Mortimer	GBR			Radical SR8	Masters	2	<b>1:57.094</b>	5	1:57.305	6	1:58.263	2	1:58.282	4	1:58.375	9
3	8	RAW Motorsport		Louis Hamilton-Smith	GBR	<u>Theodor Olsen</u>	NOR	Radical SR8	Masters	3	<b>1:58.226</b>	8	1:58.680	4	1:58.689	5	1:59.286	7	1:59.526	3
4	61	Radical Works Team		Morten Dons	DEN	<u>Manhal Allos</u>	GBR	Radical SR8	Masters	4	<b>2:01.074</b>	6	2:01.533	4	2:01.599	3	2:02.811	2	2:02.980	5
5	46	RAW Motorsport		<u>Andrew Fergusson</u>	GBR	Jeremy Fergusson	GBR	Radical SR8	Masters	5	<b>2:01.642</b>	7	2:02.532	6	2:02.686	5	2:04.178	4	2:04.659	3
6	0	Radical Works Team		Roger Bromiley	GBR			Radical SR3 RSX	Supersp	1	<b>2:04.507</b>	5	2:05.151	4	2:05.703	6	2:06.359	9	2:06.361	3



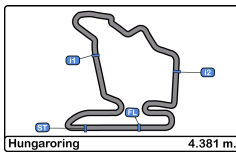


**Hungaroring**  
**Radical European Master**  
**Qualifying - 2**  
**Best 5 Top Speeds**



Cl	N°	Entrant/Team	Nat	Driver 1	Nat	Driver 2	Nat	Vehicle	Cat	Cl	Top 1		Top 2		Top 3		Top 4		Top 5		Avg
											Km/h	Lap	Km/h	Lap	Km/h	Lap	Km/h	Lap	Km/h	Lap	
1	20	Radical Works Team		Mark Crader	GBR	<u>Stuart Moseley</u>	GBR	Radical SR8	Masters	1	<b>228.8</b>	8	227.8	5	227.3	9	226.4	3	226.4	4	227.3
2	100	Radical Works Team		Alex Mortimer	GBR			Radical SR8	Masters	2	<b>228.3</b>	9	227.8	6	227.8	7	227.8	8	227.8	10	227.9
3	8	RAW Motorsport		Louis Hamilton-Smith	GBR	<u>Theodor Olsen</u>	NOR	Radical SR8	Masters	3	<b>227.3</b>	7	226.8	8	226.4	5	225.9	3	225.9	4	226.5
4	46	RAW Motorsport		<u>Andrew Fergusson</u>	GBR	Jeremy Fergusson	GBR	Radical SR8	Masters	4	<b>227.3</b>	9	226.4	6	225.4	4	225.4	5	225.4	7	226.0
5	61	Radical Works Team		Morten Dons	DEN	<u>Manhal Allos</u>	GBR	Radical SR8	Masters	5	<b>225.9</b>	6	224.5	2	224.5	4	224.5	5	224.5	7	224.8
6	0	Radical Works Team		Roger Bromiley	GBR			Radical SR3 RSX	Supersp	1	<b>197.0</b>	5	197.0	9	197.0	10	196.7	4	196.7	6	196.9



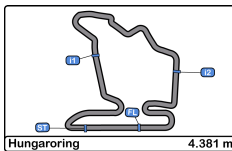


**Hungaroring**  
**Radical European Master**  
**Qualifying - 2**  
**Fastest Laps Sequence**



Lap	Time of Day	Session Time	Nº	Entrant/Team	Nat	Driver 1	Nat	Driver 2	Nat	Vehicle	Cat	Time	Km/h
2	9:30:55.667	4:55.667	0	Radical Works Team		Roger Bromiley	GBR			Radical SR3 RSX	Supersp	<b>2:07.190</b>	124.0
2	9:30:56.913	4:56.913	100	Radical Works Team		Alex Mortimer	GBR			Radical SR8	Masters	<b>1:58.263</b>	133.3
5	9:36:55.806	10:55.806	100	Radical Works Team		Alex Mortimer	GBR			Radical SR8	Masters	<b>1:57.094</b>	134.6
8	9:44:39.092	18:39.092	20	Radical Works Team		Mark Crader	GBR	<u>Stuart Moseley</u>	GBR	Radical SR8	Masters	<b>1:56.677</b>	135.1



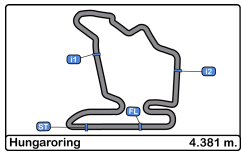


**Hungaroring**  
**Radical European Master**  
**Qualifying - 2**  
**Event Best Maximum Speed**



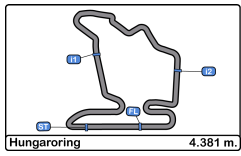
<u>Nº</u>	<u>Entrant/Team</u>	<u>Nat</u>	<u>Driver 1</u>	<u>Nat</u>	<u>Driver 2</u>	<u>Nat</u>	<u>Vehicle</u>	<u>Cat</u>	<u>Km/h</u>	<u>Session</u>
20	Radical Works Team		Mark Crader	GBR	Stuart Moseley	GBR	Radical SR8	Masters	<b>234.2</b>	Free Practice - 2
8	RAW Motorsport		Louis Hamilton-Smith	GBR	Theodor Olsen	NOR	Radical SR8	Masters	<b>233.7</b>	Free Practice - 2
100	Radical Works Team		Alex Mortimer	GBR			Radical SR8	Masters	<b>233.2</b>	Free Practice - 2
61	Radical Works Team		Morten Dons	DEN	Manhal Allos	GBR	Radical SR8	Masters	<b>232.2</b>	Free Practice - 1
46	RAW Motorsport		Andrew Fergusson	GBR	Jeremy Fergusson	GBR	Radical SR8	Masters	<b>231.2</b>	Free Practice - 1
0	Radical Works Team		Roger Bromiley	GBR			Radical SR3 RSX	Supersp	<b>203.3</b>	Free Practice - 2





**Hungaroring**  
**Radical European Master**  
**Qualifying - 2**  
**Pit Stop Analysis**

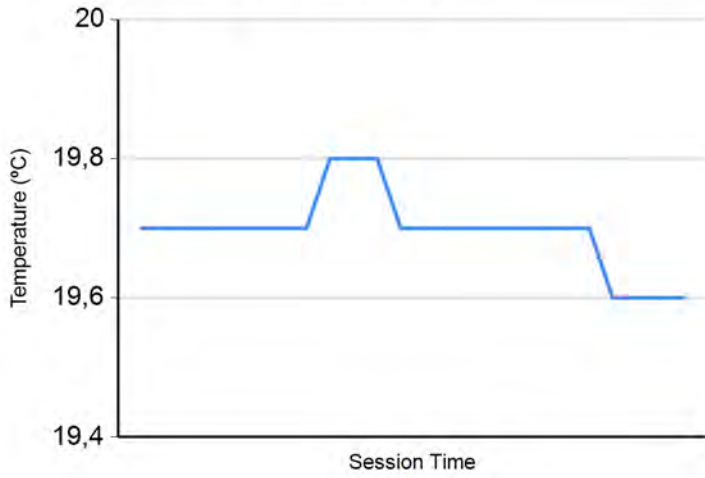




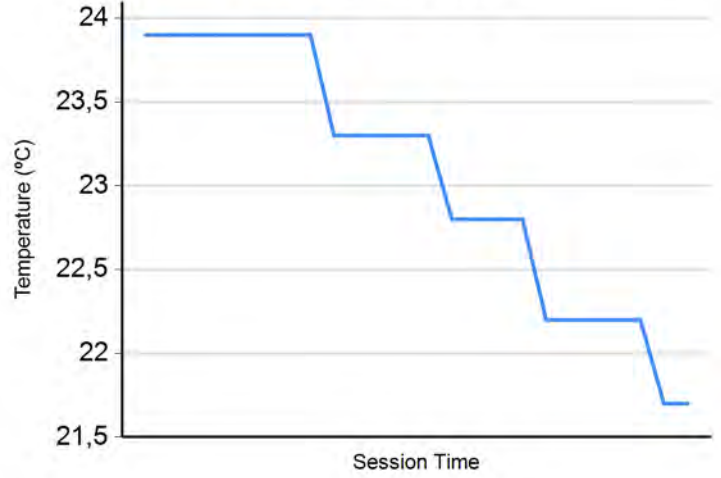
**Hungaroring**  
**Radical European Master**  
**Qualifying - 2**  
**Weather Report**



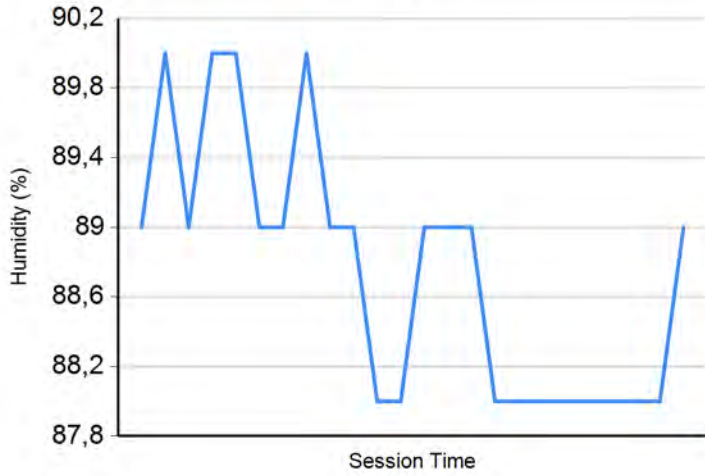
**Air Temperature**



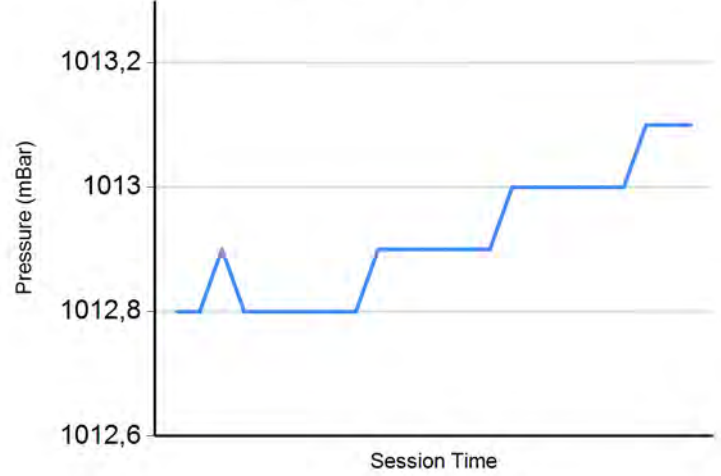
**Track Temperature**



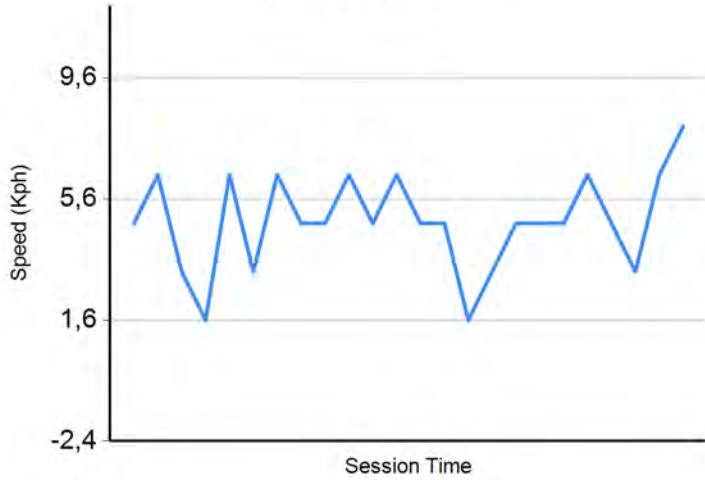
**Humidity**



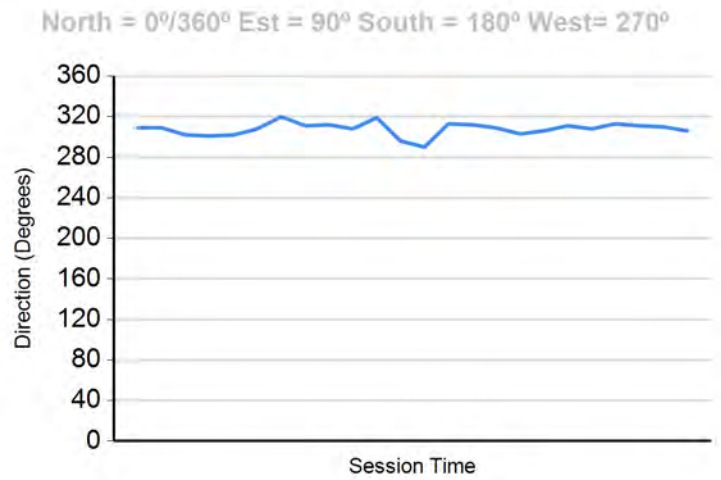
**Pressure**

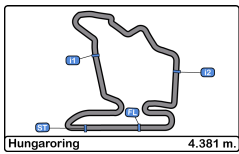


**Wind Speed**



**Wind direction**






**Hungaroring**  
**Radical European Master**  
**Qualifying - 2**  
**Final Results**



Cls	Nº	Entrant/Team	Nat	Driver 1	Nat	Driver 2	Nat	Vehicle	Cat	Cls	Laps	Best	Time	Gap	Interval	Km/h
1	20	Radical Works Team	GBR	Mark Crader	GBR	<u>Stuart Moseley</u>	GBR	Radical SR8	Masters	1	9	8	1:56.677			135.1
2	100	Radical Works Team	GBR	Alex Mortimer	GBR			Radical SR8	Masters	2	10	5	1:57.094	0.417	0.417	134.6
3	8	RAW Motorsport	GBR	Louis Hamilton-Smith	GBR	<u>Theodor Olsen</u>	NOR	Radical SR8	Masters	3	9	8	1:58.226	1.549	1.132	133.4
4	61	Radical Works Team	DEN	Morten Dons	DEN	<u>Manhal Allos</u>	GBR	Radical SR8	Masters	4	7	6	2:01.074	4.397	2.848	130.2
5	46	RAW Motorsport	GBR	<u>Andrew Fergusson</u>	GBR	Jeremy Fergusson	GBR	Radical SR8	Masters	5	9	7	2:01.642	4.965	0.568	129.6
6	0	Radical Works Team	GBR	Roger Bromiley	GBR			Radical SR3 RSX	Superspo	1	10	5	2:04.507	7.830	2.865	126.6

Published at:.....

Track Temp: 22.2 °C    Air Temp: 19.6 °C    Humidity: 88 %    Track Status: WET

Stewards:	Race Director:	Timekeeper: 
-----------	----------------	---



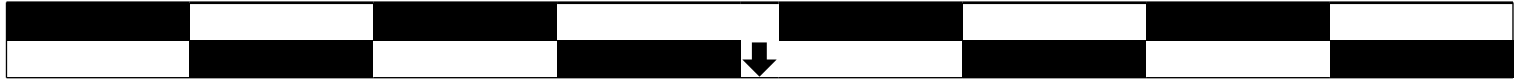




**Hungaroring**  
**Radical European Master**  
**Race - 1**  
**Starting Grid**



5	0	Roger Bromiley	2:07.075	6	100	Alex Mortimer	1:59.138
3	8	Louis Hamilton-Smith	2:01.446	4	20	Mark Crader	2:01.748
1	61	Morten Dons	1:59.661	2	46	Andrew Fergusson	2:01.394



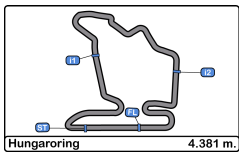
Pole

Published at:.....

Stewards:

Timekeeper:





**Hungaroring**  
**Radical European Master**  
**Race - 1**  
**Provisional Results**




Cls	Nº	Entrant/Team	Nat	Driver 1	Nat	Driver 2	Nat	Vehicle	Cat	Cl	Laps	Total Time	Gap	Interval	Km/h	Best	Time	Km/h
1	20	Radical Works Team		<u>Mark Crader</u>	GBR	Stuart Moseley	GBR	Radical SR8	Masters	1	23	<b>51:00.846</b>			118.5	23	1:57.830	133.8
2	61	Radical Works Team		<u>Morten Dons</u>	DEN	Manhal Allos	GBR	Radical SR8	Masters	2	23	<b>51:17.681</b>	16.835	16.835	117.8	23	2:02.049	129.2
3	8	RAW Motorsport		<u>Louis Hamilton-Smith</u>	GBR	Theodor Olsen	NOR	Radical SR8	Masters	3	23	<b>51:37.417</b>	36.571	19.736	117.1	23	2:00.100	131.3
4	100	Radical Works Team		Alex Mortimer	GBR			Radical SR8	Masters	4	22	<b>49:27.174</b>	1 Lap	1 Lap	116.9	20	1:59.393	132.0
<b>Not classified: (Requirements: 90% of number laps of leader = 21 Laps)</b>																		
	46	RAW Motorsport		<u>Andrew Fergusson</u>	GBR	Jeremy Fergusson	GBR	Radical SR8	Masters	5	19	<b>47:06.727</b>	4 Laps	3 Laps	106.0	17	2:03.870	127.3
	0	Radical Works Team		Roger Bromiley	GBR			Radical SR3 RSX	Supersp	1	13	<b>29:39.435</b>	10 Laps	6 Laps	115.2	8	2:09.338	121.9

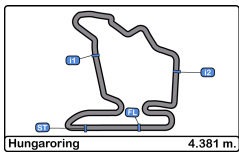
**Fastest lap Crader - Moseley in 1:57.830 at 133.9 Km/h in lap 23**

Published at:.....

Track Temp: **23.3 °C**    Air Temp: **20.2 °C**    Humidity: **87 %**    Track Status: **WET**

<b>Stewards:</b>	<b>Race Director:</b>	<b>Timekeeper:</b> 
------------------	-----------------------	--





**Hungaroring**  
**Radical European Master**  
**Race - 1**  
**Provisional Results by Class**




Cls	Nº	Entrant/Team	Nat	Driver 1	Nat	Driver 2	Nat	Vehicle	Cat	Cl	Laps	Total Time	Gap	Interval	Km/h	Best	Time	Km/h
<b>Masters</b>																		
1	20	Radical Works Team		<u>Mark Crader</u>	GBR	Stuart Moseley	GBR	Radical SR8	Masters	1	23	<b>51:00.846</b>			118.5	23	1:57.830	133.8
2	61	Radical Works Team		<u>Morten Dons</u>	DEN	Manhal Allos	GBR	Radical SR8	Masters	2	23	<b>51:17.681</b>	16.835	16.835	117.8	23	2:02.049	129.2
3	8	RAW Motorsport		<u>Louis Hamilton-Smith</u>	GBR	Theodor Olsen	NOR	Radical SR8	Masters	3	23	<b>51:37.417</b>	36.571	19.736	117.1	23	2:00.100	131.3
4	100	Radical Works Team		Alex Mortimer	GBR			Radical SR8	Masters	4	22	<b>49:27.174</b>	1 Lap	1 Lap	116.9	20	1:59.393	132.0
<b>Not classified: (Requirements: 90% of number laps of leader = 21 Laps)</b>																		
	46	RAW Motorsport		<u>Andrew Fergusson</u>	GBR	Jeremy Fergusson	GBR	Radical SR8	Masters	5	19	<b>47:06.727</b>	4 Laps	3 Laps	106.0	17	2:03.870	127.3
<b>Supersport</b>																		
	0	Radical Works Team		Roger Bromiley	GBR			Radical SR3 RSX	Supersp	1	13	<b>29:39.435</b>			115.2	8	2:09.338	121.9

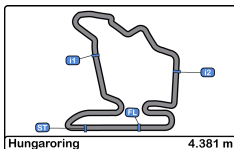
**Fastest lap Crader - Moseley in 1:57.830 at 133.9 Km/h in lap 23**

Published at:.....

Track Temp: **23.3 °C**    Air Temp: **20.2 °C**    Humidity: **87 %**    Track Status: **WET**

<b>Stewards:</b>	<b>Race Director:</b>	<b>Timekeeper:</b> 
------------------	-----------------------	--





# Hungaroring Radical European Master

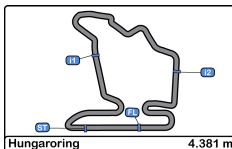
## Race - 1

### Provisional Classification by Driver Fastest Lap



Clas	Nº	Entrant/Team	Nat	Vehicle	Driver	Nat	Cat	Clas	Laps	Best	Time	Gap	Interval	Km/h
1	20	Radical Works Team		Radical SR8	Stuart Moseley	GBR	Masters	1	13	13	1:57.830			133.8
2	100	Radical Works Team		Radical SR8	Alex Mortimer	GBR	Masters	2	22	20	1:59.393	1.563	1.563	132.0
3	8	RAW Motorsport		Radical SR8	Louis Hamilton-Smith	GBR	Masters	3	18	18	2:00.100	2.270	0.707	131.3
4	61	Radical Works Team		Radical SR8	Manhal Allos	GBR	Masters	4	11	11	2:02.049	4.219	1.949	129.2
5	61	Radical Works Team		Radical SR8	Morten Dons	DEN	Masters	5	12	11	2:02.076	4.246	0.027	129.1
6	8	RAW Motorsport		Radical SR8	Theodor Olsen	NOR	Masters	6	5	3	2:02.657	4.827	0.581	128.5
7	46	RAW Motorsport		Radical SR8	Jeremy Fergusson	GBR	Masters	7	8	6	2:03.870	6.040	1.213	127.3
8	20	Radical Works Team		Radical SR8	Mark Crader	GBR	Masters	8	10	8	2:04.227	6.397	0.357	126.9
9	46	RAW Motorsport		Radical SR8	Andrew Fergusson	GBR	Masters	9	11	10	2:06.027	8.197	1.800	125.1
10	0	Radical Works Team		Radical SR3 RSX	Roger Bromiley	GBR	Supersp	1	13	8	2:09.338	11.508	3.311	121.9





**Hungaroring**  
**Radical European Master**  
**Race - 1**  
**Distance and Speed Average**



Cls	Nº	Entrant/Team	Nat	Driver 1	Nat	Status	Driver 2	Nat	Vehicle	Cat	Cls	Laps	Distance	Total Time	Km/h
1	20	Radical Works Team		<u>Mark Crader</u>	GBR		Stuart Moseley	GBR	Radical SR8	Masters	1	23	100.76	51:00.846	118.5
2	61	Radical Works Team		<u>Morten Dons</u>	DEN		Manhal Allos	GBR	Radical SR8	Masters	2	23	100.76	51:17.681	117.8
3	8	RAW Motorsport		<u>Louis Hamilton-Smith</u>	GBR		Theodor Olsen	NOR	Radical SR8	Masters	3	23	100.76	51:37.417	117.1
4	100	Radical Works Team		Alex Mortimer	GBR				Radical SR8	Masters	4	22	96.38	49:27.174	116.9
<b>Not classified: (Requirements: 90% of number laps of leader = 21 Laps)</b>															
	46	RAW Motorsport		<u>Andrew Fergusson</u>	GBR		Jeremy Fergusson	GBR	Radical SR8	Masters	5	19	83.23	47:06.727	106.0
	0	Radical Works Team		Roger Bromiley	GBR				Radical SR3 RSX	Supersp	1	13	56.95	29:39.435	115.2





# Hungaroring

## Radical European Master

### Race - 1

#### Lap Analysis



0

1 Roger Bromiley

Radical SR3 RSX

20

1 Mark Crader

Radical SR8

Supersport

2

Radical Works Team

Masters

2 Stuart Moseley

Radical Works Team

Lap	D	Time	Sector 1	Sector 2	Sector 3	T. Spd	Elapsed	Lap	D	Time	Sector 1	Sector 2	Sector 3	T. Spd	Elapsed
1		2:20.216	51.470	50.941	37.805	177.0	2:20.216	1	1	2:11.522	46.495	49.111	35.916	210.9	2:11.522
2		2:37.371	47.556	1:04.029	45.786	195.2	4:57.587	2	1	2:44.626	52.298	1:06.586	45.742	213.4	4:56.148
3		2:53.853	58.813	1:07.195	47.845	146.1	7:51.440	3	1	2:54.330	58.663	1:07.596	48.071	155.1	7:50.478
4		2:11.140	45.061	49.652	36.427	196.7	10:02.580	4	1	2:07.579	44.022	48.102	35.455	222.2	9:58.057
5		2:10.747	44.998	49.182	36.567	197.0	12:13.327	5	1	2:06.902	43.369	47.997	35.536	220.4	12:04.959
6		2:11.033	45.657	48.807	36.569	195.6	14:24.360	6	1	2:06.002	43.151	47.572	35.279	223.6	14:10.961
7		2:09.937	45.325	48.296	36.316	196.7	16:34.297	7	1	2:05.164	42.631	47.388	35.145	223.6	16:16.125
8		2:09.338	45.049	48.293	35.996	197.8	18:43.635	8	1	2:04.227	42.149	47.253	34.825	225.0	18:20.352
9		2:09.559	44.903	48.671	35.985	197.0	20:53.194	9	1	2:04.540	42.417	47.384	34.739	225.0	20:24.892
10		2:10.231	44.880	49.123	36.228	195.6	23:03.425	10	1	2:09.550 P	42.194	47.480	39.876	226.4	22:34.442
11		2:09.691	45.063	48.485	36.143	196.7	25:13.116	11	2	4:05.337	2:44.048	46.694	34.595		26:39.779
12		2:11.955	44.715	50.769	36.471	196.3	27:25.071	12	2	2:03.312	42.200	47.187	33.925	223.6	28:43.091
13		2:14.364 P	45.534	49.298	39.532	195.2	29:39.435	13	2	2:01.381	41.262	46.100	34.019	227.3	30:44.472

8

1 Louis Hamilton-Smith

Radical SR8

Masters

2 Theodor Olsen

RAW Motorsport

Lap	D	Time	Sector 1	Sector 2	Sector 3	T. Spd	Elapsed	Lap	D	Time	Sector 1	Sector 2	Sector 3	T. Spd	Elapsed
1	1	2:12.599	46.882	48.999	36.718	206.1	2:12.599	14	2	2:02.931	41.102	47.317	34.512	228.3	32:47.403
2	1	2:44.096	52.063	1:06.278	45.755	195.2	4:56.695	15	2	2:01.920	41.435	46.034	34.451	227.3	34:49.323
3	1	2:53.826	58.842	1:07.419	47.565	140.0	7:50.521	16	2	2:03.600	41.868	47.011	34.721	227.3	36:52.923
4	1	2:06.788	42.912	48.035	35.841	223.1	9:57.309	17	2	2:00.290	40.898	45.674	33.718	229.2	38:53.213
5	1	2:06.361	43.226	47.987	35.148	224.5	12:03.670	18	2	2:03.100	41.675	46.735	34.690	228.8	40:56.313
6	1	2:05.911	43.115	47.704	35.092	225.0	14:09.581	19	2	2:04.288	42.919	46.626	34.743	225.9	43:00.601
7	1	2:04.934	42.710	47.404	34.820	225.4	16:14.515	20	2	2:01.985	41.273	46.335	34.377	226.4	45:02.586
8	1	2:04.734	42.338	47.526	34.870	225.4	18:19.249	21	2	2:02.131	42.707	45.705	33.719	219.9	47:04.717
9	1	2:04.104	42.562	46.985	34.557	225.0	20:23.353	22	2	1:58.299	40.223	44.748	33.328	230.2	49:03.016
10	1	2:08.922 P	42.576	47.494	38.852	225.0	22:32.275	23	2	1:57.830	40.056	44.799	32.975	228.8	51:00.846
11	2	4:06.849	2:45.513	46.814	34.522		26:39.124	1	1	6:09.129	45.635	4:44.485	39.009	210.1	6:09.129
12	2	2:05.359	42.472	48.161	34.726	224.5	28:44.483	2	1	2:11.966	44.693	51.251	36.022	221.3	8:21.095
13	2	2:02.657	41.774	46.470	34.413	226.4	30:47.140	3	1	2:08.729	43.433	49.419	35.877	223.1	10:29.824
14	2	2:02.829	41.808	46.757	34.264	225.4	32:49.969	4	1	2:07.161	42.954	48.799	35.408	225.0	12:36.985
15	2	2:08.456 P	41.617	46.380	40.459	227.3	34:58.425	5	1	2:06.661	42.783	48.852	35.026	224.5	14:43.646
16	1	2:28.675	1:08.181	46.353	34.141		37:27.100	6	1	2:06.380	42.389	48.679	35.312	225.9	16:50.026
17	1	2:01.147	40.991	46.153	34.003	227.8	39:28.247	7	1	2:06.364	42.500	48.618	35.246	226.8	18:56.390
18	1	2:00.813	41.265	45.443	34.105	228.3	41:29.060	8	1	2:06.424	42.481	48.640	35.303	226.8	21:02.814
19	1	2:02.204	41.244	46.344	34.616	227.3	43:31.264	9	1	2:06.642	42.399	48.894	35.349	225.4	23:09.456
20	1	2:02.473	41.388	46.796	34.289	226.4	45:33.737	10	1	2:06.027	42.764	48.396	34.867	224.0	25:15.483
21	1	2:01.406	41.194	46.334	33.878	228.3	47:35.143	11	1	2:11.656 P	42.926	48.656	40.074	225.0	27:27.139
22	1	2:02.174	41.056	47.273	33.845	228.8	49:37.317	12	2	3:51.233	2:26.932	48.458	35.843		31:18.372
23	1	2:00.100	40.983	45.234	33.883	228.8	51:37.417	13	2	2:05.851	42.175	48.119	35.557	225.9	33:24.223

46

1 Andrew Fergusson

Radical SR8

Masters

2 Jeremy Fergusson

RAW Motorsport

Lap	D	Time	Sector 1	Sector 2	Sector 3	T. Spd	Elapsed
1	1	6:09.129	45.635	4:44.485	39.009	210.1	6:09.129
2	1	2:11.966	44.693	51.251	36.022	221.3	8:21.095
3	1	2:08.729	43.433	49.419	35.877	223.1	10:29.824
4	1	2:07.161	42.954	48.799	35.408	225.0	12:36.985
5	1	2:06.661	42.783	48.852	35.026	224.5	14:43.646
6	1	2:06.380	42.389	48.679	35.312	225.9	16:50.026
7	1	2:06.364	42.500	48.618	35.246	226.8	18:56.390
8	1	2:06.424	42.481	48.640	35.303	226.8	21:02.814
9	1	2:06.642	42.399	48.894	35.349	225.4	23:09.456
10	1	2:06.027	42.764	48.396	34.867	224.0	25:15.483
11	1	2:11.656 P	42.926	48.656	40.074	225.0	27:27.139
12	2	3:51.233	2:26.932	48.458	35.843		31:18.372
13	2	2:05.851	42.175	48.119	35.557	225.9	33:24.223
14	2	2:06.632	42.051	47.553	37.028	226.4	35:30.855
15	2	2:05.597	41.858	48.353	35.386	226.4	37:36.452
16	2	2:04.184	41.964	47.591	34.629	227.3	39:40.636
17	2	2:03.870	41.756	47.369	34.745	227.3	41:44.506
18	2	2:04.024	41.525	47.799	34.700	227.3	43:48.530
19	2	3:18.197 P	41.370	1:51.848	44.979	226.8	47:06.727





**Hungaroring**  
**Radical European Master**  
**Race - 1**  
**Lap Analysis**



**61** 1 Morten Dons Radical SR8  
 Masters 2 Manhal Allos Radical Works Team

Lap	D	Time	Sector 1	Sector 2	Sector 3	T. Spd	Elapsed
1	1	2:09.317	45.168	48.098	36.051	207.6	2:09.317
2	1	2:46.099	53.737	1:06.641	45.721	192.5	4:55.416
3	1	2:54.000	58.694	1:07.630	47.676	131.5	7:49.416
4	1	2:05.064	42.348	47.668	35.048	224.0	9:54.480
5	1	2:04.420	42.091	47.693	34.636	223.6	11:58.900
6	1	2:04.351	42.396	47.355	34.600	225.0	14:03.251
7	1	2:02.901	41.939	46.633	34.329	225.4	16:06.152
8	1	2:03.580	41.918	46.997	34.665	225.4	18:09.732
9	1	2:03.034	41.563	47.053	34.418	225.4	20:12.766
10	1	2:03.028	41.571	47.167	34.290	225.9	22:15.794
11	1	2:02.076	41.630	46.541	33.905	224.5	24:17.870
12	1	2:06.302 P	41.754	46.878	37.670	225.0	26:24.172
13	2	3:55.971	2:33.843	47.435	34.693		30:20.143
14	2	2:27.178	42.082	1:10.394	34.702	224.0	32:47.321
15	2	2:04.215	42.401	47.291	34.523	225.4	34:51.536
16	2	2:03.507	42.107	46.904	34.496	225.4	36:55.043
17	2	2:03.575	41.752	47.182	34.641	225.4	38:58.618
18	2	2:03.844	42.033	46.865	34.946	225.4	41:02.462
19	2	2:03.685	42.460	46.707	34.518	225.0	43:06.147
20	2	2:03.995	42.198	47.441	34.356	225.0	45:10.142
21	2	2:02.397	41.575	46.566	34.256	225.9	47:12.539
22	2	2:03.093	41.904	46.843	34.346	226.4	49:15.632
23	2	2:02.049	41.462	46.135	34.452	225.9	51:17.681

**100** 1 Alex Mortimer Radical SR8  
 Masters 2 Radical Works Team

Lap	D	Time	Sector 1	Sector 2	Sector 3	T. Spd	Elapsed
1		2:27.561	53.018	55.697	38.846	186.2	2:27.561
2		2:30.930	45.740	59.602	45.588	196.7	4:58.491
3		2:55.102	59.489	1:06.830	48.783	136.0	7:53.593
4		2:28.423	53.636	55.351	39.436	191.1	10:22.016
5		2:04.398	42.184	47.628	34.586	225.9	12:26.414
6		2:03.487	42.288	47.045	34.154	226.4	14:29.901
7		2:04.454	41.881	46.764	35.809	225.4	16:34.355
8		2:02.403	41.479	46.933	33.991	225.9	18:36.758
9		2:01.425	41.381	46.383	33.661	227.8	20:38.183
10		2:07.045 P	41.437	46.208	39.400	227.3	22:45.228
11		4:13.081	2:52.851	46.426	33.804		26:58.309
12		2:00.881	41.282	45.891	33.708	227.8	28:59.190
13		2:00.416	41.072	45.604	33.740	227.3	30:59.606
14		2:00.326	41.071	45.620	33.635	228.3	32:59.932
15		2:03.114	40.938	47.639	34.537	228.3	35:03.046
16		1:59.619	40.856	45.445	33.318	228.3	37:02.665
17		1:59.430	40.635	45.494	33.301	228.8	39:02.095
18		2:00.527	40.804	45.833	33.890	228.8	41:02.622
19		2:11.192	48.222	48.082	34.888	224.5	43:13.814
20		1:59.393	40.583	45.400	33.410	229.2	45:13.207
21		2:02.294	40.581	46.355	35.358	228.3	47:15.501
22		2:11.673 P	42.585	47.867	41.221	219.5	49:27.174





**Hungaroring**  
**Radical European Master**  
**Race - 1**  
**Analysis by Lap**



Num	Lap Time	Gap
-----	----------	-----

**Lap 1**

61	2:09.317	
20	2:11.522	02.205
8	2:12.599	03.282
0	2:20.216	10.899
100	2:27.561	18.244

Num	Lap Time	Gap
-----	----------	-----

**Lap 2**

61	2:46.099	
20	2:44.626	00.732
8	2:44.096	01.279
0	2:37.371	02.171
100	2:30.930	03.075
46	6:09.129	1 Lap

Num	Lap Time	Gap
-----	----------	-----

**Lap 3**

61	2:54.000	
20	2:54.330	01.062
8	2:53.826	01.105
0	2:53.853	02.024
100	2:55.102	04.177
46	2:11.966	1 Lap

Num	Lap Time	Gap
-----	----------	-----

**Lap 4**

61	2:05.064	
8	2:06.788	02.829
20	2:07.579	03.577
0	2:11.140	08.100
100	2:28.423	27.536
46	2:08.729	1 Lap

Num	Lap Time	Gap
-----	----------	-----

**Lap 5**

61	2:04.420	
8	2:06.361	04.770
20	2:06.902	06.059
0	2:10.747	14.427
100	2:04.398	27.514
46	2:07.161	1 Lap

Num	Lap Time	Gap
-----	----------	-----

**Lap 6**

61	2:04.351	
8	2:05.911	06.330
20	2:06.002	07.710
0	2:11.033	21.109
100	2:03.487	26.650
46	2:06.661	1 Lap

Num	Lap Time	Gap
-----	----------	-----

**Lap 7**

61	2:02.901	
8	2:04.934	08.363
20	2:05.164	09.973
0	2:09.937	28.145
100	2:04.454	28.203
46	2:06.380	1 Lap

Num	Lap Time	Gap
-----	----------	-----

**Lap 8**

61	2:03.580	
8	2:04.734	09.517
20	2:04.227	10.620
100	2:02.403	27.026
0	2:09.338	33.903
46	2:06.364	1 Lap

Num	Lap Time	Gap
-----	----------	-----

**Lap 9**

61	2:03.034	
8	2:04.104	10.587
20	2:04.540	12.126
100	2:01.425	25.417
0	2:09.559	40.428
46	2:06.424	1 Lap

Num	Lap Time	Gap
-----	----------	-----

**Lap 10**

61	2:03.028	
8	2:08.922	16.481
20	2:09.550	18.648
100	2:07.045	29.434
0	2:10.231	47.631
46	2:06.642	1 Lap

Num	Lap Time	Gap
-----	----------	-----

**Lap 11**

61	2:02.076	
----	----------	--

Num	Lap Time	Gap
-----	----------	-----

**Lap 12**

0	2:09.691	55.246
46	2:06.027	1 Lap

Num	Lap Time	Gap
-----	----------	-----

**Lap 12**

61	2:06.302	
8	4:06.849	1 Lap
20	4:05.337	1 Lap
100	4:13.081	1 Lap
0	2:11.955	1:00.899
46	2:11.656	1 Lap
20	2:03.312	2:18.919
8	2:05.359	2:20.311
100	2:00.881	2:35.018

Num	Lap Time	Gap
-----	----------	-----

**Lap 13**

0	2:14.364	
61	3:55.971	40.708
20	2:01.381	1:05.037
8	2:02.657	1:07.705
100	2:00.416	1:20.171
46	3:51.233	1 Lap

Num	Lap Time	Gap
-----	----------	-----

**Lap 14**

61	2:27.178	
20	2:02.931	00.082
8	2:02.829	02.648
100	2:00.326	12.611
46	2:05.851	1 Lap

Num	Lap Time	Gap
-----	----------	-----

**Lap 15**

20	2:01.920	
61	2:04.215	02.213
8	2:08.456	09.102
100	2:03.114	13.723
46	2:06.632	1 Lap

Num	Lap Time	Gap
-----	----------	-----

**Lap 16**

20	2:03.600	
61	2:03.507	02.120
100	1:59.619	09.742
8	2:28.675	34.177

Num	Lap Time	Gap
-----	----------	-----

**Lap 17**

46	2:05.597	1 Lap
----	----------	-------

Num	Lap Time	Gap
-----	----------	-----

**Lap 17**

20	2:00.290	
61	2:03.575	05.405
100	1:59.430	08.882
8	2:01.147	35.034
46	2:04.184	1 Lap

Num	Lap Time	Gap
-----	----------	-----

**Lap 18**

20	2:03.100	
61	2:03.844	06.149
100	2:00.527	06.309
8	2:00.813	32.747
46	2:03.870	1 Lap

Num	Lap Time	Gap
-----	----------	-----

**Lap 19**

20	2:04.288	
61	2:03.685	05.546
100	2:11.192	13.213
8	2:02.204	30.663
46	2:04.024	1 Lap

Num	Lap Time	Gap
-----	----------	-----

**Lap 20**

20	2:01.985	
61	2:03.995	07.556
100	1:59.393	10.621
8	2:02.473	31.151

Num	Lap Time	Gap
-----	----------	-----

**Lap 21**

20	2:02.131	
46	3:18.197	2 Laps
61	2:02.397	07.822
100	2:02.294	10.784
8	2:01.406	30.426

Num	Lap Time	Gap
-----	----------	-----

**Lap 22**

20	1:58.299	
61	2:03.093	12.616
100	2:11.673	24.158
8	2:02.174	34.301

Num	Lap Time	Gap
-----	----------	-----

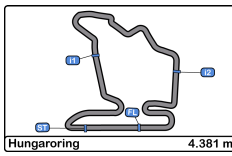
**Lap 23**

20	1:57.830	
61	2:02.049	16.835
8	2:00.100	36.571

61	2:02.049	16.835
8	2:00.100	36.571





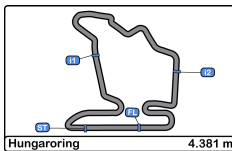


**Hungaroring**  
**Radical European Master**  
**Race - 1**  
**Best Sectors Results**



Sector - 1				Sector - 2				Sector - 3				Ideal Lap vs Best Lap					
Clas	Nº	Driver	Time	Nº	Driver	Time	Nº	Driver	Time	Clas	Nº	Driver	Ideal Lap	Best Lap	Clas		
1	20	Crader - Moseley	40.056	20	Crader - Moseley	44.748	20	Crader - Moseley	32.975	1	20	Crader - Moseley	1:57.779	1:57.830	1		
2	100	Alex Mortimer	40.581	8	Hamilton-Smith - Olsen	45.234	100	Alex Mortimer	33.301	2	100	Alex Mortimer	1:59.282	1:59.393	2		
3	8	Hamilton-Smith - Olsen	40.983	100	Alex Mortimer	45.400	8	Hamilton-Smith - Olsen	33.845	3	8	Hamilton-Smith - Olsen	2:00.062	2:00.100	3		
4	46	Fergusson - Fergusson	41.370	61	Dons - Allos	46.135	61	Dons - Allos	33.905	4	61	Dons - Allos	2:01.502	2:02.049	4		
5	61	Dons - Allos	41.462	46	Fergusson - Fergusson	47.369	46	Fergusson - Fergusson	34.629	5	46	Fergusson - Fergusson	2:03.368	2:03.870	5		
6	0	Roger Bromiley	44.715	0	Roger Bromiley	48.293	0	Roger Bromiley	35.985	6	0	Roger Bromiley	2:08.993	2:09.338	6		



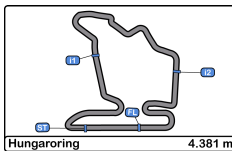


**Hungaroring**  
**Radical European Master**  
**Race - 1**  
**Leader Sequence**



Nº	Entrant/Team	Nat	Driver 1	Nat	Driver 2	Nat	Vehicle	Cat	Start Lap	End Lap	Laps	Total Laps
61	Radical Works Team		<u>Morten Dons</u>	DEN	Manhal Allos	GBR	Radical SR8	Masters	1	12	12	12
0	Radical Works Team		Roger Bromiley	GBR			Radical SR3 RSX	Supersp	13	13	1	1
61	Radical Works Team		<u>Morten Dons</u>	DEN	Manhal Allos	GBR	Radical SR8	Masters	14	14	1	13
20	Radical Works Team		<u>Mark Crader</u>	GBR	Stuart Moseley	GBR	Radical SR8	Masters	15	23	9	9



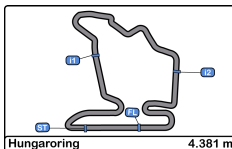


**Hungaroring**  
**Radical European Master**  
**Race - 1**  
**Best 5 Lap Times**



Cl	N°	Entrant/Team	Nat	Driver 1	Nat	Driver 2	Nat	Vehicle	Cat	Cl	Best 1		Best 2		Best 3		Best 4		Best 5	
											Time	Lap	Time	Lap	Time	Lap	Time	Lap	Time	Lap
1	20	Radical Works Team		<u>Mark Crader</u>	GBR	Stuart Moseley	GBR	Radical SR8	Masters	1	<b>1:57.830</b>	23	1:58.299	22	2:00.290	17	2:01.381	13	2:01.920	15
2	100	Radical Works Team		Alex Mortimer	GBR			Radical SR8	Masters	2	<b>1:59.393</b>	20	1:59.430	17	1:59.619	16	2:00.326	14	2:00.416	13
3	8	RAW Motorsport		<u>Louis Hamilton-Smith</u>	GBR	Theodor Olsen	NOR	Radical SR8	Masters	3	<b>2:00.100</b>	23	2:00.813	18	2:01.147	17	2:01.406	21	2:02.174	22
4	61	Radical Works Team		<u>Morten Dons</u>	DEN	Manhal Allos	GBR	Radical SR8	Masters	4	<b>2:02.049</b>	23	2:02.076	11	2:02.397	21	2:02.901	7	2:03.028	10
5	46	RAW Motorsport		<u>Andrew Fergusson</u>	GBR	Jeremy Fergusson	GBR	Radical SR8	Masters	5	<b>2:03.870</b>	17	2:04.024	18	2:04.184	16	2:05.597	15	2:05.851	13
6	0	Radical Works Team		Roger Bromiley	GBR			Radical SR3 RSX	Supersp	1	<b>2:09.338</b>	8	2:09.559	9	2:09.691	11	2:09.937	7	2:10.231	10



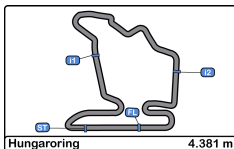


**Hungaroring**  
**Radical European Master**  
**Race - 1**  
**Best 5 Top Speeds**



Cl	N°	Entrant/Team	Nat	Driver 1	Nat	Driver 2	Nat	Vehicle	Cat	Cl	Top 1		Top 2		Top 3		Top 4		Top 5		Avg
											Km/h	Lap	Km/h	Lap	Km/h	Lap	Km/h	Lap	Km/h	Lap	
1	20	Radical Works Team		<u>Mark Crader</u>	GBR	Stuart Moseley	GBR	Radical SR8	Masters	1	<b>230.2</b>	22	229.2	17	228.8	18	228.8	23	228.3	14	229.1
2	100	Radical Works Team		Alex Mortimer	GBR			Radical SR8	Masters	2	<b>229.2</b>	20	228.8	17	228.8	18	228.3	14	228.3	15	228.7
3	8	RAW Motorsport		<u>Louis Hamilton-Smith</u>	GBR	Theodor Olsen	NOR	Radical SR8	Masters	3	<b>228.8</b>	22	228.8	23	228.3	18	228.3	21	227.8	17	228.4
4	46	RAW Motorsport		<u>Andrew Fergusson</u>	GBR	Jeremy Fergusson	GBR	Radical SR8	Masters	4	<b>227.3</b>	16	227.3	17	227.3	18	226.8	7	226.8	8	227.1
5	61	Radical Works Team		<u>Morten Dons</u>	DEN	Manhal Allos	GBR	Radical SR8	Masters	5	<b>226.4</b>	22	225.9	10	225.9	21	225.9	23	225.4	7	225.9
6	0	Radical Works Team		Roger Bromiley	GBR			Radical SR3 RSX	Supersp	1	<b>197.8</b>	8	197.0	5	197.0	9	196.7	4	196.7	7	197.0



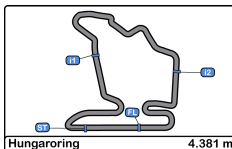


**Hungaroring**  
**Radical European Master**  
**Race - 1**  
**Fastest Laps Sequence**



Lap	Time of Day	Session Time	Nº	Entrant/Team	Nat	Driver 1	Nat	Driver 2	Nat	Vehicle	Cat	Time	Km/h
4	12:28:18.410	9:54.410	61	Radical Works Team		<u>Morten Dons</u>	DEN	Manhal Allos	GBR	Radical SR8	Masters	<b>2:05.064</b>	126.1
5	12:30:22.830	11:58.830	61	Radical Works Team		<u>Morten Dons</u>	DEN	Manhal Allos	GBR	Radical SR8	Masters	<b>2:04.420</b>	126.7
5	12:30:50.343	12:26.343	100	Radical Works Team		Alex Mortimer	GBR			Radical SR8	Masters	<b>2:04.398</b>	126.7
6	12:32:27.181	14:03.181	61	Radical Works Team		<u>Morten Dons</u>	DEN	Manhal Allos	GBR	Radical SR8	Masters	<b>2:04.351</b>	126.8
6	12:32:53.831	14:29.831	100	Radical Works Team		Alex Mortimer	GBR			Radical SR8	Masters	<b>2:03.487</b>	127.7
7	12:34:30.082	16:06.082	61	Radical Works Team		<u>Morten Dons</u>	DEN	Manhal Allos	GBR	Radical SR8	Masters	<b>2:02.901</b>	128.3
8	12:37:00.688	18:36.688	100	Radical Works Team		Alex Mortimer	GBR			Radical SR8	Masters	<b>2:02.403</b>	128.8
9	12:39:02.113	20:38.113	100	Radical Works Team		Alex Mortimer	GBR			Radical SR8	Masters	<b>2:01.425</b>	129.8
12	12:47:23.120	28:59.120	100	Radical Works Team		Alex Mortimer	GBR			Radical SR8	Masters	<b>2:00.881</b>	130.4
13	12:49:23.536	30:59.536	100	Radical Works Team		Alex Mortimer	GBR			Radical SR8	Masters	<b>2:00.416</b>	130.9
14	12:51:23.862	32:59.862	100	Radical Works Team		Alex Mortimer	GBR			Radical SR8	Masters	<b>2:00.326</b>	131.0
16	12:55:26.595	37:02.595	100	Radical Works Team		Alex Mortimer	GBR			Radical SR8	Masters	<b>1:59.619</b>	131.8
17	12:57:26.025	39:02.025	100	Radical Works Team		Alex Mortimer	GBR			Radical SR8	Masters	<b>1:59.430</b>	132.0
20	13:03:37.137	45:13.137	100	Radical Works Team		Alex Mortimer	GBR			Radical SR8	Masters	<b>1:59.393</b>	132.0
22	13:07:26.946	49:02.946	20	Radical Works Team		Mark Crader	GBR	<u>Stuart Moseley</u>	GBR	Radical SR8	Masters	<b>1:58.299</b>	133.3
23	13:09:24.776	51:00.776	20	Radical Works Team		Mark Crader	GBR	<u>Stuart Moseley</u>	GBR	Radical SR8	Masters	<b>1:57.830</b>	133.8



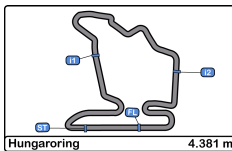


**Hungaroring**  
**Radical European Master**  
**Race - 1**  
**Event Best Maximum Speed**



<b>Nº</b>	<b>Entrant/Team</b>	<b>Nat</b>	<b>Driver 1</b>	<b>Nat</b>	<b>Driver 2</b>	<b>Nat</b>	<b>Vehicle</b>	<b>Cat</b>	<b>Km/h</b>	<b>Session</b>
20	Radical Works Team		Mark Crader	GBR	Stuart Moseley	GBR	Radical SR8	Masters	<b>234.2</b>	Free Practice - 2
8	RAW Motorsport		Louis Hamilton-Smith	GBR	Theodor Olsen	NOR	Radical SR8	Masters	<b>233.7</b>	Free Practice - 2
100	Radical Works Team		Alex Mortimer	GBR			Radical SR8	Masters	<b>233.2</b>	Free Practice - 2
61	Radical Works Team		Morten Dons	DEN	Manhal Allos	GBR	Radical SR8	Masters	<b>232.2</b>	Free Practice - 1
46	RAW Motorsport		Andrew Fergusson	GBR	Jeremy Fergusson	GBR	Radical SR8	Masters	<b>231.2</b>	Free Practice - 1
0	Radical Works Team		Roger Bromiley	GBR			Radical SR3 RSX	Supersp	<b>203.3</b>	Free Practice - 2





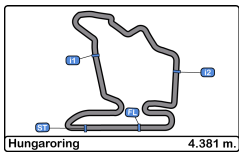
**Hungaroring**  
**Radical European Master**  
**Race - 1**  
**Lap Chart**



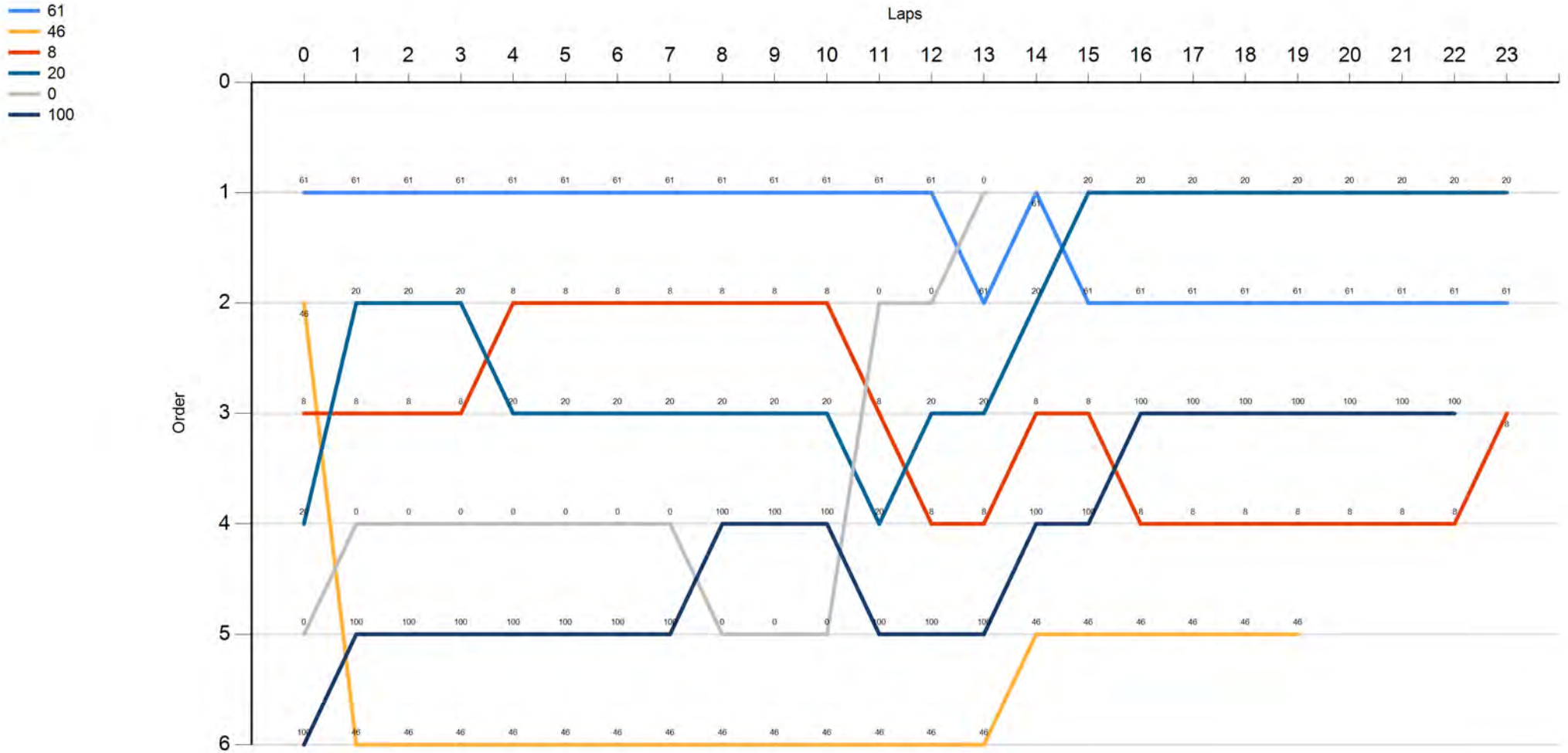
**LAP**

Nr	Po	Grid	1	2	3	4	5	6	7	8	9	10	11	12	13	14	15	16	17	18	19	20	21	22	23
61	<b>1</b>	61	61	61	61	61	61	61	61	61	61	61	61	61	0	61	20	20	20	20	20	20	20	20	20
46	<b>2</b>	46	20	20	20	8	8	8	8	8	8	8	0	0	61	20	61	61	61	61	61	61	61	61	61
8	<b>3</b>	8	8	8	8	20	20	20	20	20	20	20	8	20	20	8	8	100	100	100	100	100	100	100	8
20	<b>4</b>	20	0	0	0	0	0	0	0	100	100	100	20	8	8	100	100	8	8	8	8	8	8	8	8
0	<b>5</b>	0	100	100	100	100	100	100	100	0	0	0	100	100	100	46	46	46	46	46	46				
100	<b>6</b>	100	46	46	46	46	46	46	46	46	46	46	46	46	46										

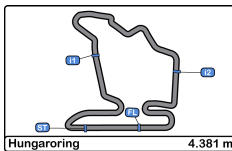




**Hungaroring**  
**Radical European Master**  
**Race - 1**  
**Graphic Lap Chart**





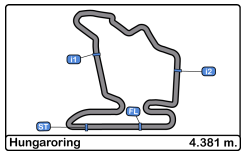


**Hungaroring**  
**Radical European Master**  
**Race - 1**  
**Pit Stop Analysis**



Nr.	In Day Time	Entrant/Team	Nat	Driver 1	Nat	Driver 2	Nat	Vehicle	Cat	In Time	Stop N°	Pit Time	Handicap	Penalty
8	12:40:53.764	RAW Motorsport		<u>Louis Hamilton-Smith</u>	GBR	Theodor Olsen	NOR	Radical SR8	Masters	22:29.834	1	2:08.540	2:01	
20	12:40:55.441	Radical Works Team		<u>Mark Crader</u>	GBR	Stuart Moseley	GBR	Radical SR8	Masters	22:31.512	1	2:08.884	2:01	
100	12:41:05.988	Radical Works Team		Alex Mortimer	GBR			Radical SR8	Masters	22:42.058	1	2:16.895	1:36	
61	12:44:45.692	Radical Works Team		<u>Morten Dons</u>	DEN	Manhal Allos	GBR	Radical SR8	Masters	26:21.762	1	1:57.000	1:51	
46	12:45:48.259	RAW Motorsport		<u>Andrew Fergusson</u>	GBR	Jeremy Fergusson	GBR	Radical SR8	Masters	27:24.329	1	1:48.902	1:41	
8	12:53:17.045	RAW Motorsport		<u>Louis Hamilton-Smith</u>	GBR	Theodor Olsen	NOR	Radical SR8	Masters	34:53.115	2	34.803	2:01	-26.197

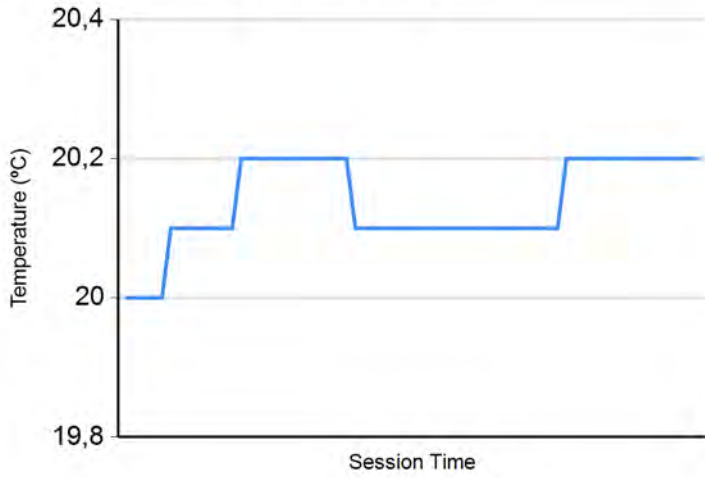




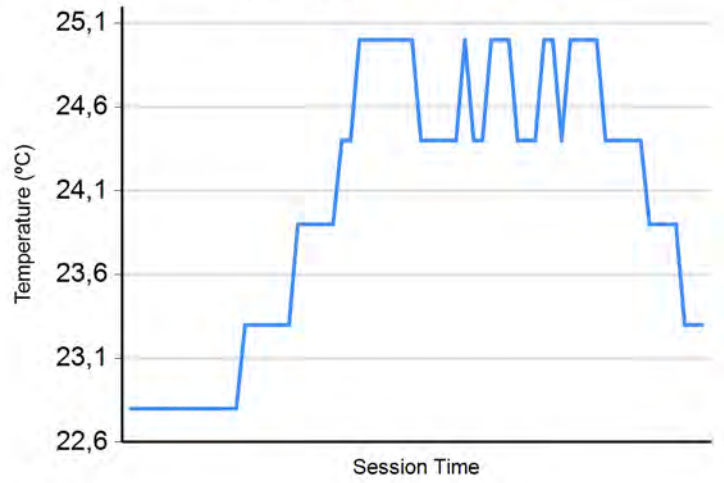
**Hungaroring**  
**Radical European Master**  
**Race - 1**  
**Weather Report**



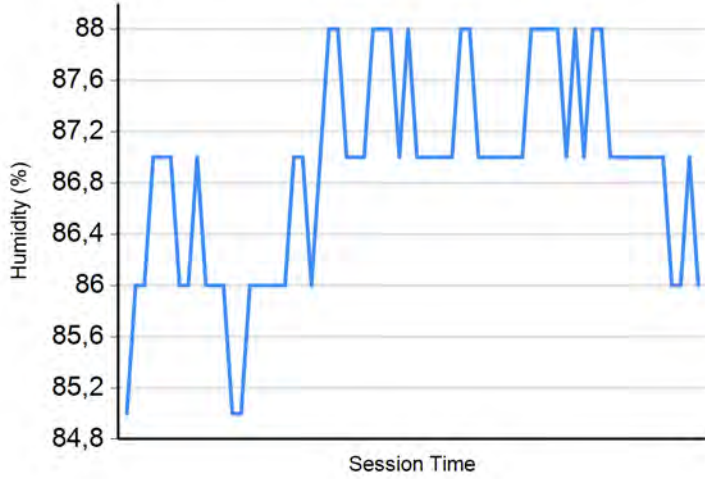
**Air Temperature**



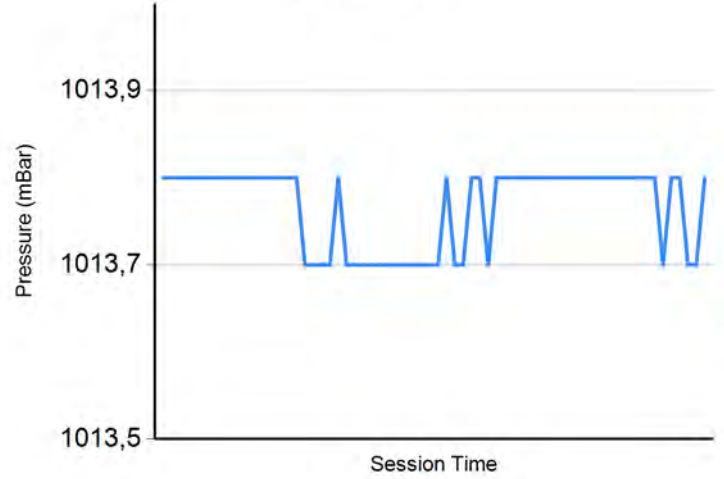
**Track Temperature**



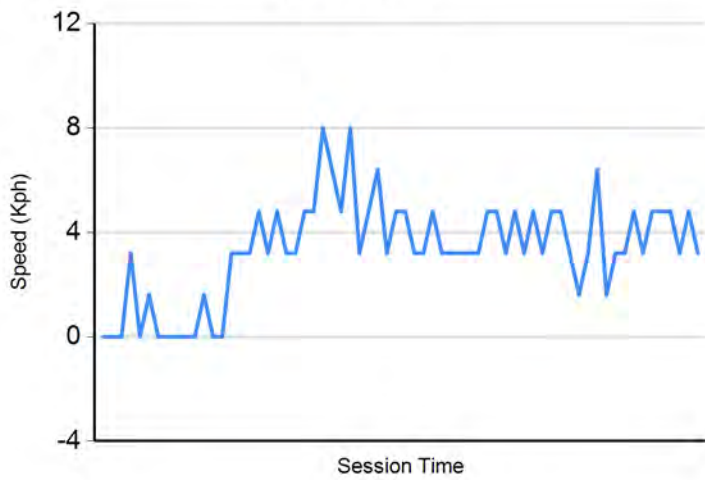
**Humidity**



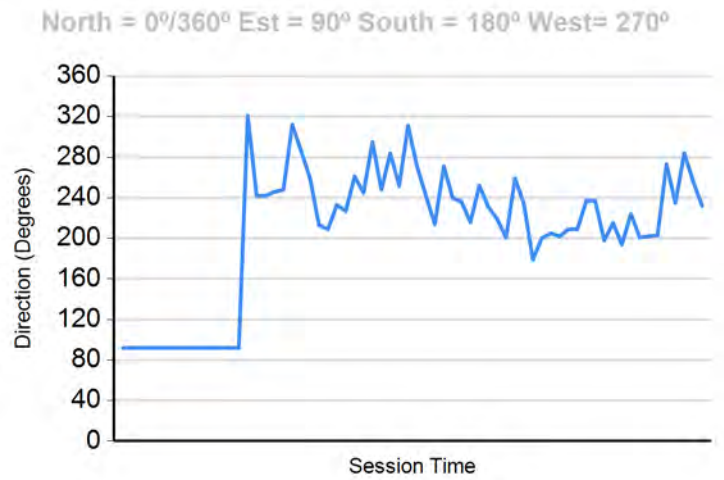
**Pressure**

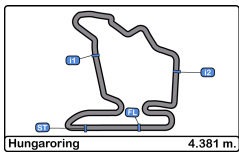


**Wind Speed**



**Wind direction**





**Hungaroring**  
**Radical European Master**  
**Race - 1**  
**Final Results**




Cls	Nº	Entrant/Team	Nat	Driver 1	Nat	Driver 2	Nat	Vehicle	Cat	Cl	Laps	Total Time	Gap	Interval	Km/h	Best	Time	Km/h
1	20	Radical Works Team		<u>Mark Crader</u>	GBR	Stuart Moseley	GBR	Radical SR8	Masters	1	23	<b>51:00.846</b>			118.5	23	1:57.830	133.8
2	61	Radical Works Team		<u>Morten Dons</u>	DEN	Manhal Allos	GBR	Radical SR8	Masters	2	23	<b>51:17.681</b>	16.835	16.835	117.8	23	2:02.049	129.2
3	8	RAW Motorsport		<u>Louis Hamilton-Smith</u>	GBR	Theodor Olsen	NOR	Radical SR8	Masters	3	23	<b>51:37.417</b>	36.571	19.736	117.1	23	2:00.100	131.3
4	100	Radical Works Team		Alex Mortimer	GBR			Radical SR8	Masters	4	22	<b>49:27.174</b>	1 Lap	1 Lap	116.9	20	1:59.393	132.0
<b>Not classified: (Requirements: 90% of number laps of leader = 21 Laps)</b>																		
	46	RAW Motorsport		<u>Andrew Fergusson</u>	GBR	Jeremy Fergusson	GBR	Radical SR8	Masters	5	19	<b>47:06.727</b>	4 Laps	3 Laps	106.0	17	2:03.870	127.3
	0	Radical Works Team		Roger Bromiley	GBR			Radical SR3 RSX	Supersp	1	13	<b>29:39.435</b>	10 Laps	6 Laps	115.2	8	2:09.338	121.9

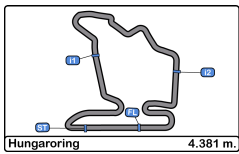
**Fastest lap Crader - Moseley in 1:57.830 at 133.9 Km/h in lap 23**

Published at:.....

Track Temp: **23.3 °C**    Air Temp: **20.2 °C**    Humidity: **87 %**    Track Status: **WET**

<b>Stewards:</b>	<b>Race Director:</b>	<b>Timekeeper:</b> 
------------------	-----------------------	--





**Hungaroring**  
**Radical European Master**  
**Race - 2**  
**Provisional Results**




Cls	Nº	Entrant/Team	Nat	Driver 1	Nat	Driver 2	Nat	Vehicle	Cat	Cl	Laps	Total Time	Gap	Interval	Km/h	Best	Time	Km/h
1	20	Radical Works Team		Mark Crader	GBR	<u>Stuart Moseley</u>	GBR	Radical SR8	Masters	1	27	<b>50:04.960</b>			141.7	12	1:44.090	151.5
2	61	Radical Works Team		Morten Dons	DEN	<u>Manhal Allos</u>	GBR	Radical SR8	Masters	2	27	<b>50:06.087</b>	1.127	1.127	141.6	21	1:45.423	149.6
3	46	RAW Motorsport		Andrew Fergusson	GBR	<u>Jeremy Fergusson</u>	GBR	Radical SR8	Masters	3	27	<b>50:36.565</b>	31.605	30.478	140.2	16	1:46.492	148.1
4	100	Radical Works Team		Alex Mortimer	GBR			Radical SR8	Masters	4	25	<b>47:48.127</b>	2 Laps	2 Laps	137.4	8	1:43.851	151.8
<b>Not classified: (Requirements: 90% of number laps of leader = 25 Laps)</b>																		
	8	RAW Motorsport		Louis Hamilton-Smith	GBR	<u>Theodor Olsen</u>	NOR	Radical SR8	Masters	5	15	<b>29:18.408</b>	12 Laps	10 Laps	134.5	12	1:46.523	148.0

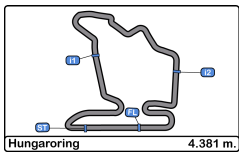
**Fastest lap Alex Mortimer in 1:43.851 at 151.9 Km/h in lap 8**

Published at:.....

Track Temp: **35.0 °C**    Air Temp: **23.9 °C**    Humidity: **53 %**    Track Status: **DRY**

<b>Stewards:</b>	<b>Race Director:</b>	<b>Timekeeper:</b> 
------------------	-----------------------	--





**Hungaroring**  
**Radical European Master**  
**Race - 2**  
**Provisional Results by Class**




Cls	Nº	Entrant/Team	Nat	Driver 1	Nat	Driver 2	Nat	Vehicle	Cat	Cl	Laps	Total Time	Gap	Interval	Km/h	Best	Time	Km/h
<b>Masters</b>																		
1	20	Radical Works Team		Mark Crader	GBR	<u>Stuart Moseley</u>	GBR	Radical SR8	Masters	1	27	<b>50:04.960</b>			141.7	12	1:44.090	151.5
2	61	Radical Works Team		Morten Dons	DEN	<u>Manhal Allos</u>	GBR	Radical SR8	Masters	2	27	<b>50:06.087</b>	1.127	1.127	141.6	21	1:45.423	149.6
3	46	RAW Motorsport		Andrew Fergusson	GBR	<u>Jeremy Fergusson</u>	GBR	Radical SR8	Masters	3	27	<b>50:36.565</b>	31.605	30.478	140.2	16	1:46.492	148.1
4	100	Radical Works Team		Alex Mortimer	GBR			Radical SR8	Masters	4	25	<b>47:48.127</b>	2 Laps	2 Laps	137.4	8	1:43.851	151.8
<b>Not classified: (Requirements: 90% of number laps of leader = 25 Laps)</b>																		
	8	RAW Motorsport		Louis Hamilton-Smith	GBR	<u>Theodor Olsen</u>	NOR	Radical SR8	Masters	5	15	<b>29:18.408</b>	12 Laps	10 Laps	134.5	12	1:46.523	148.0

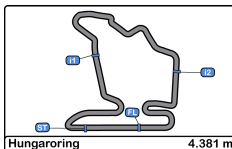
**Fastest lap Alex Mortimer in 1:43.851 at 151.9 Km/h in lap 8**

Published at:.....

Track Temp: **35.0 °C**    Air Temp: **23.9 °C**    Humidity: **53 %**    Track Status: **DRY**

<b>Stewards:</b>	<b>Race Director:</b>	<b>Timekeeper:</b> 
------------------	-----------------------	--





**Hungaroring**  
**Radical European Master**

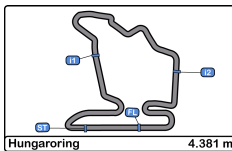
**Race - 2**

**Provisional Classification by Driver Fastest Lap**



Clas	Nº	Entrant/Team	Nat	Vehicle	Driver	Nat	Cat	Clas	Laps	Best	Time	Gap	Interval	Km/h
1	100	Radical Works Team		Radical SR8	Alex Mortimer	GBR	Masters	1	25	8	1:43.851			151.8
2	20	Radical Works Team		Radical SR8	Stuart Moseley	GBR	Masters	2	20	12	1:44.090	0.239	0.239	151.5
3	61	Radical Works Team		Radical SR8	Morten Dons	DEN	Masters	3	14	8	1:45.423	1.572	1.333	149.6
4	46	RAW Motorsport		Radical SR8	Jeremy Fergusson	GBR	Masters	4	20	9	1:46.492	2.641	1.069	148.1
5	8	RAW Motorsport		Radical SR8	Theodor Olsen	NOR	Masters	5	14	12	1:46.523	2.672	0.031	148.0
6	61	Radical Works Team		Radical SR8	Manhal Allos	GBR	Masters	6	13	2	1:46.562	2.711	0.039	148.0
7	20	Radical Works Team		Radical SR8	Mark Crader	GBR	Masters	7	7	4	1:47.277	3.426	0.715	147.0
8	46	RAW Motorsport		Radical SR8	Andrew Fergusson	GBR	Masters	8	7	4	1:47.927	4.076	0.650	146.1
9	8	RAW Motorsport		Radical SR8	Louis Hamilton-Smith	GBR	Masters	9	1	1	29:18.408	27:34.557	27:30.481	08.9



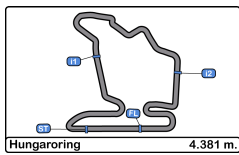


**Hungaroring**  
**Radical European Master**  
**Race - 2**  
**Distance and Speed Average**



Cls	Nº	Entrant/Team	Nat	Driver 1	Nat	Status	Driver 2	Nat	Vehicle	Cat	Cls	Laps	Distance	Total Time	Km/h
1	20	Radical Works Team		Mark Crader	GBR		<u>Stuart Moseley</u>	GBR	Radical SR8	Masters	1	27	118.28	50:04.960	141.7
2	61	Radical Works Team		Morten Dons	DEN		<u>Manhal Allos</u>	GBR	Radical SR8	Masters	2	27	118.28	50:06.087	141.6
3	46	RAW Motorsport		Andrew Fergusson	GBR		<u>Jeremy Fergusson</u>	GBR	Radical SR8	Masters	3	27	118.28	50:36.565	140.2
4	100	Radical Works Team		Alex Mortimer	GBR				Radical SR8	Masters	4	25	109.52	47:48.127	137.4
<b>Not classified: (Requirements: 90% of number laps of leader = 25 Laps)</b>															
	8	RAW Motorsport		Louis Hamilton-Smith	GBR		<u>Theodor Olsen</u>	NOR	Radical SR8	Masters	5	15	65.71	29:18.408	134.5





**Hungaroring**  
**Radical European Master**  
**Race - 2**  
**Lap Analysis**



8

1 Louis Hamilton-Smith

Radical SR8 **46**

1 Andrew Fergusson

Radical SR8

Masters 2 Theodor Olsen

RAW Motorsport

Masters 2 Jeremy Fergusson

RAW Motorsport

Lap	D	Time	Sector 1	Sector 2	Sector 3	T. Spd	Elapsed	Lap	D	Time	Sector 1	Sector 2	Sector 3	T. Spd	Elapsed
1	2	1:51.969	42.327	39.787	29.855	209.3	1:51.969	1	2	1:55.798	44.088	41.324	30.386	189.8	1:55.798
2	2	1:46.688	37.865	39.055	29.768	231.2	3:38.657	2	2	1:50.296	38.122	41.951	30.223	230.7	3:46.094
3	2	1:47.121	37.816	39.024	30.281	231.7	5:25.778	3	2	1:48.345	38.164	39.690	30.491	231.2	5:34.439
4	2	1:47.155	37.774	39.365	30.016	232.7	7:12.933	4	2	1:49.884	38.335	40.478	31.071	230.7	7:24.323
5	2	1:47.445	37.810	39.607	30.028	232.2	9:00.378	5	2	1:48.422	38.128	39.928	30.366	231.7	9:12.745
6	2	1:46.893	37.634	39.298	29.961	232.7	10:47.271	6	2	1:48.087	37.887	39.873	30.327	230.7	11:00.832
7	2	1:47.574	37.644	39.588	30.342	233.7	12:34.845	7	1	1:48.474	38.103	40.026	30.345	231.2	12:49.306
8	2	1:47.601	37.792	39.365	30.444	233.7	14:22.446	8	1	1:48.200	37.976	40.012	30.212	230.2	14:37.506
9	2	1:48.487	37.778	40.184	30.525	231.2	16:10.933	9	1	1:49.318	38.521	40.383	30.414	230.7	16:26.824
10	2	1:47.848	37.910	39.837	30.101	231.7	17:58.781	10	1	1:47.927	38.025	39.746	30.156	229.7	18:14.751
11	2	1:47.998	37.723	39.590	30.685	231.2	19:46.779	11	1	1:48.816	38.379	40.025	30.412	230.7	20:03.567
12	2	1:46.523	37.563	39.079	29.881	230.2	21:33.302	12	1	1:49.206	38.278	40.237	30.691	230.7	21:52.773
13	2	1:46.923	37.576	39.113	30.234	230.7	23:20.225	13	1	1:54.327 P	38.226	41.143	34.958	230.2	23:47.100
14	2	2:09.277 P	37.636	56.119	35.522	230.7	25:29.502	14	2	3:32.767	2:22.408	40.268	30.091		27:19.867
15	1	3:48.906	2:39.394	39.661	29.851		29:18.408	15	2	1:47.531	37.767	39.572	30.192	232.2	29:07.398
16	1		37.952	1:15.593		231.2		16	2	1:46.492	37.500	39.352	29.640	232.2	30:53.890
17	2							17	2	1:46.871	37.724	39.159	29.988	231.2	32:40.761
18	2							18	2	1:47.124	37.742	39.271	30.111	231.2	34:27.885
19	2							19	2	1:47.473	37.794	39.465	30.214	229.7	36:15.358
20	2							20	2	1:47.348	37.899	39.454	29.995	228.8	38:02.706
21	2							21	2	1:47.200	37.764	39.455	29.981	230.2	39:49.906
22	2							22	2	1:48.882	38.534	40.168	30.180	229.7	41:38.788
23	2							23	2	1:48.945	37.848	41.009	30.088	231.7	43:27.733
24	2							24	2	1:47.476	37.844	39.661	29.971	230.7	45:15.209
25	2							25	2	1:46.860	37.763	39.266	29.831	232.2	47:02.069
26	2							26	2	1:47.200	37.767	39.489	29.944	232.7	48:49.269
27	2							27	2	1:47.296	37.811	39.613	29.872	231.7	50:36.565

20

1 Mark Crader

Radical SR8

Masters 2 Stuart Moseley

Radical Works Team

Lap	D	Time	Sector 1	Sector 2	Sector 3	T. Spd	Elapsed
1	2	1:48.483	40.939	38.499	29.045	210.5	1:48.483
2	2	1:44.972	37.365	38.365	29.242	228.8	3:33.455
3	2	1:44.585	37.262	38.104	29.219	230.2	5:18.040
4	2	1:44.370	37.166	38.000	29.204	229.2	7:02.410
5	2	1:44.729	37.148	38.185	29.396	230.7	8:47.139
6	2	1:44.733	37.282	38.297	29.154	230.2	10:31.872
7	2	1:45.055	37.323	38.321	29.411	231.2	12:16.927
8	2	1:44.413	37.223	37.934	29.256	230.7	14:01.340
9	2	1:44.502	37.226	38.233	29.043	230.7	15:45.842
10	2	1:44.206	37.310	37.814	29.082	230.7	17:30.048
11	2	1:44.316	36.960	38.187	29.169	230.2	19:14.364
12	2	1:44.090	37.217	37.935	28.938	231.2	20:58.454
13	2	1:45.251	37.415	38.487	29.349	231.2	22:43.705
14	2	1:45.003	37.359	38.294	29.350	231.7	24:28.708
15	2	1:44.934	37.281	38.322	29.331	232.2	26:13.642
16	2	1:44.906	37.303	38.268	29.335	232.2	27:58.548
17	2	1:48.602 P	37.341	38.457	32.804	233.2	29:47.150
18	2	4:06.802	2:55.652	40.268	30.882		33:53.952
19	2	1:48.443	38.288	40.004	30.151	229.2	35:42.395
20	2	1:48.276	37.936	40.115	30.225	230.7	37:30.671
21	1	1:47.784	37.779	39.965	30.040	231.2	39:18.455
22	1	1:48.228	38.264	39.955	30.009	231.2	41:06.683
23	1	1:47.994	37.717	40.161	30.116	231.7	42:54.677
24	1	1:47.277	37.714	39.648	29.915	231.7	44:41.954
25	1	1:47.764	37.682	40.148	29.934	230.7	46:29.718
26	1	1:47.575	37.738	39.934	29.903	230.7	48:17.293
27	1	1:47.667	38.018	39.659	29.990	231.7	50:04.960







**Hungaroring**  
**Radical European Master**  
**Race - 2**  
**Lap Analysis**



61

1 Morten Dons

Radical SR8 **100**

1 Alex Mortimer

Radical SR8

Masters

2 Manhal Allos

Radical Works Team

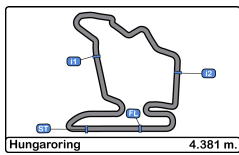
Masters

2

Radical Works Team

Lap	D	Time	Sector 1	Sector 2	Sector 3	T. Spd	Elapsed	Lap	D	Time	Sector 1	Sector 2	Sector 3	T. Spd	Elapsed
1	2	1:51.201	41.941	39.795	29.465	208.0	1:51.201	1		2:08.227	48.816	44.700	34.711	182.7	2:08.227
2	2	1:46.562	37.624	39.525	29.413	227.8	3:37.763	2		1:45.768	37.769	38.569	29.430	227.3	3:53.995
3	2	1:47.522	37.909	39.639	29.974	228.3	5:25.285	3		1:44.044	37.071	38.069	28.904	229.2	5:38.039
4	2	1:47.040	37.953	39.444	29.643	228.3	7:12.325	4		1:45.039	36.863	38.462	29.714	231.2	7:23.078
5	2	1:47.287	38.027	39.630	29.630	227.8	8:59.612	5		1:44.111	37.157	37.941	29.013	231.2	9:07.189
6	2	1:47.128	37.700	39.664	29.764	227.8	10:46.740	6		1:43.933	37.140	37.833	28.960	230.2	10:51.122
7	2	1:47.538	37.699	39.734	30.105	228.8	12:34.278	7		1:55.880	37.024	39.971	38.885	230.2	12:47.002
8	2	1:47.080	37.764	39.620	29.696	228.3	14:21.358	8		1:43.851	37.112	37.876	28.863	230.2	14:30.853
9	2	1:49.005	37.846	40.937	30.222	227.8	16:10.363	9		1:44.633	37.240	38.064	29.329	230.7	16:15.486
10	2	1:48.024	38.084	39.932	30.008	227.8	17:58.387	10		1:55.448	38.392	42.958	34.098	230.7	18:10.934
11	2	1:49.579	37.913	39.373	32.293	228.3	19:47.966	11		1:44.077	37.081	37.914	29.082	230.7	19:55.011
12	2	1:48.358	37.871	39.390	31.097	228.8	21:36.324	12		1:44.231	37.090	38.020	29.121	230.7	21:39.242
13	2	1:51.933 P	38.263	40.023	33.647	227.3	23:28.257	13		1:52.255 P	37.906	39.389	34.960	230.2	23:31.497
14	1	3:40.575	2:31.372	39.380	29.823		27:08.832	14		4:03.397	2:51.027	40.506	31.864		27:34.894
15	1	1:46.010	37.810	38.828	29.372	227.3	28:54.842	15		1:52.815	40.195	41.052	31.568	230.7	29:27.709
16	1	1:46.011	37.382	38.842	29.787	229.2	30:40.853	16		1:45.108	37.368	38.421	29.319	231.2	31:12.817
17	1	1:46.374	37.348	38.763	30.263	229.2	32:27.227	17		1:44.041	36.990	37.953	29.098	231.2	32:56.858
18	1	1:46.363	37.508	38.705	30.150	229.2	34:13.590	18		1:44.188	36.969	38.077	29.142	231.7	34:41.046
19	1	1:48.145	37.610	41.080	29.455	229.2	36:01.735	19		1:44.667	37.061	38.543	29.063	231.2	36:25.713
20	1	1:45.600	37.477	38.775	29.348	229.2	37:47.335	20		1:44.639	37.154	38.251	29.234	230.7	38:10.352
21	1	1:45.423	37.330	38.659	29.434	229.7	39:32.758	21		1:45.020	37.492	38.287	29.241	231.7	39:55.372
22	1	1:45.513	37.493	38.742	29.278	229.7	41:18.271	22		1:53.053 P	37.433	38.725	36.895	230.7	41:48.425
23	1	1:45.426	37.468	38.560	29.398	229.7	43:03.697	23		2:20.248	1:10.953	39.800	29.495		44:08.673
24	1	1:45.459	37.345	38.672	29.442	229.2	44:49.156	24		1:44.336	37.276	38.128	28.932	229.7	45:53.009
25	1	1:45.497	37.327	38.640	29.530	229.2	46:34.653	25		1:55.118 P	38.036	40.439	36.643	231.2	47:48.127
26	1	1:45.723	37.687	38.576	29.460	229.2	48:20.376								
27	1	1:45.711	37.605	38.751	29.355	230.2	50:06.087								





**Hungaroring**  
**Radical European Master**  
**Race - 2**  
**Analysis by Lap**



Num	Lap Time	Gap
-----	----------	-----

**Lap 1**

20	1:48.483	
61	1:51.201	02.718
8	1:51.969	03.486
46	1:55.798	07.315
100	2:08.227	19.744

Num	Lap Time	Gap
-----	----------	-----

**Lap 2**

20	1:44.972	
61	1:46.562	04.308
8	1:46.688	05.202
46	1:50.296	12.639
100	1:45.768	20.540

Num	Lap Time	Gap
-----	----------	-----

**Lap 3**

20	1:44.585	
61	1:47.522	07.245
8	1:47.121	07.738
46	1:48.345	16.399
100	1:44.044	19.999

Num	Lap Time	Gap
-----	----------	-----

**Lap 4**

20	1:44.370	
61	1:47.040	09.915
8	1:47.155	10.523
100	1:45.039	20.668
46	1:49.884	21.913

Num	Lap Time	Gap
-----	----------	-----

**Lap 5**

20	1:44.729	
61	1:47.287	12.473
8	1:47.445	13.239
100	1:44.111	20.050
46	1:48.422	25.606

Num	Lap Time	Gap
-----	----------	-----

**Lap 6**

20	1:44.733	
61	1:47.128	14.868
8	1:46.893	15.399
100	1:43.933	19.250

46	1:48.087	28.960
----	----------	--------

Num	Lap Time	Gap
-----	----------	-----

**Lap 7**

20	1:45.055	
61	1:47.538	17.351
8	1:47.574	17.918
100	1:55.880	30.075
46	1:48.474	32.379

Num	Lap Time	Gap
-----	----------	-----

**Lap 8**

20	1:44.413	
61	1:47.080	20.018
8	1:47.601	21.106
100	1:43.851	29.513
46	1:48.200	36.166

Num	Lap Time	Gap
-----	----------	-----

**Lap 9**

20	1:44.502	
61	1:49.005	24.521
8	1:48.487	25.091
100	1:44.633	29.644
46	1:49.318	40.982

Num	Lap Time	Gap
-----	----------	-----

**Lap 10**

20	1:44.206	
61	1:48.024	28.339
8	1:47.848	28.733
100	1:55.448	40.886
46	1:47.927	44.703

Num	Lap Time	Gap
-----	----------	-----

**Lap 11**

20	1:44.316	
8	1:47.998	32.415
61	1:49.579	33.602
100	1:44.077	40.647
46	1:48.816	49.203

Num	Lap Time	Gap
-----	----------	-----

**Lap 12**

20	1:44.090	
8	1:46.523	34.848
61	1:48.358	37.870

100	1:44.231	40.788
-----	----------	--------

46	1:49.206	54.319
----	----------	--------

Num	Lap Time	Gap
-----	----------	-----

**Lap 13**

20	1:45.251	
8	1:46.923	36.520
61	1:51.933	44.552
100	1:52.255	47.792
46	1:54.327	1:03.395

Num	Lap Time	Gap
-----	----------	-----

**Lap 14**

20	1:45.003	
8	2:09.277	1:00.794

Num	Lap Time	Gap
-----	----------	-----

**Lap 15**

20	1:44.934	
61	3:40.575	1 Lap
46	3:32.767	1 Lap
100	4:03.397	1 Lap

Num	Lap Time	Gap
-----	----------	-----

**Lap 16**

20	1:44.906	
61	1:46.010	1 Lap
46	1:47.531	1 Lap
8	3:48.906	1 Lap
100	1:52.815	1 Lap

Num	Lap Time	Gap
-----	----------	-----

**Lap 17**

20	1:48.602	
61	1:46.011	1 Lap
46	1:46.492	1 Lap
100	1:45.108	1 Lap

61	1:46.374	2:40.077
----	----------	----------

46	1:46.871	2:53.611
----	----------	----------

100	1:44.041	3:09.708
-----	----------	----------

Num	Lap Time	Gap
-----	----------	-----

**Lap 18**

20	4:06.802	
61	1:46.363	19.638
46	1:47.124	33.933
100	1:44.188	47.094

Num	Lap Time	Gap
-----	----------	-----

**Lap 19**

20	1:48.443	
61	1:48.145	19.340
46	1:47.473	32.963
100	1:44.667	43.318

Num	Lap Time	Gap
-----	----------	-----

**Lap 20**

20	1:48.276	
61	1:45.600	16.664
46	1:47.348	32.035
100	1:44.639	39.681

Num	Lap Time	Gap
-----	----------	-----

**Lap 21**

20	1:47.784	
61	1:45.423	14.303
46	1:47.200	31.451
100	1:45.020	36.917

Num	Lap Time	Gap
-----	----------	-----

**Lap 22**

20	1:48.228	
61	1:45.513	11.588
46	1:48.882	32.105
100	1:53.053	41.742

Num	Lap Time	Gap
-----	----------	-----

**Lap 23**

20	1:47.994	
61	1:45.426	09.020
46	1:48.945	33.056
100	2:20.248	1:13.996

Num	Lap Time	Gap
-----	----------	-----

**Lap 24**

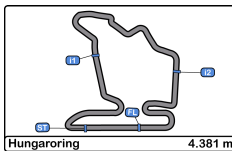
20	1:47.277	
61	1:45.459	07.202
46	1:47.476	33.255
100	1:44.336	1:11.055

Num	Lap Time	Gap
-----	----------	-----

**Lap 25**

20	1:47.764	
61	1:45.497	04.935
46	1:46.860	32.351



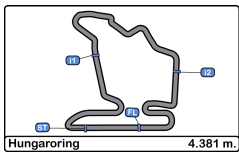


**Hungaroring**  
**Radical European Master**  
**Race - 2**  
**Best Sectors Results**



Sector - 1				Sector - 2				Sector - 3				Ideal Lap vs Best Lap				
Clas	Nº	Driver	Time	Nº	Driver	Time	Nº	Driver	Time	Clas	Nº	Driver	Ideal Lap	Best Lap	Clas	
1	100	Alex Mortimer	36.863	20	Crader - Moseley	37.814	100	Alex Mortimer	28.863	1	100	Alex Mortimer	1:43.559	1:43.851	1	
2	20	Crader - Moseley	36.960	100	Alex Mortimer	37.833	20	Crader - Moseley	28.938	2	20	Crader - Moseley	1:43.712	1:44.090	2	
3	61	Dons - Allos	37.327	61	Dons - Allos	38.560	61	Dons - Allos	29.278	3	61	Dons - Allos	1:45.165	1:45.423	3	
4	46	Fergusson - Fergusson	37.500	8	Hamilton-Smith - Olsen	39.024	46	Fergusson - Fergusson	29.640	4	46	Fergusson - Fergusson	1:46.299	1:46.492	4	
5	8	Hamilton-Smith - Olsen	37.563	46	Fergusson - Fergusson	39.159	8	Hamilton-Smith - Olsen	29.768	5	8	Hamilton-Smith - Olsen	1:46.355	1:46.523	5	



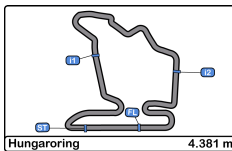


**Hungaroring**  
**Radical European Master**  
**Race - 2**  
**Leader Sequence**



<u>Nº</u>	<u>Entrant/Team</u>	<u>Nat</u>	<u>Driver 1</u>	<u>Nat</u>	<u>Driver 2</u>	<u>Nat</u>	<u>Vehicle</u>	<u>Cat</u>	<u>Start Lap</u>	<u>End Lap</u>	<u>Laps</u>	<u>Total Laps</u>
20	Radical Works Team		Mark Crader	GBR	<u>Stuart Moseley</u>	GBR	Radical SR8	Masters	1	27	27	27



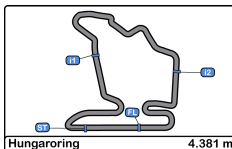


**Hungaroring**  
**Radical European Master**  
**Race - 2**  
**Best 5 Lap Times**



Cl	N°	Entrant/Team	Nat	Driver 1	Nat	Driver 2	Nat	Vehicle	Cat	Cl	Best 1		Best 2		Best 3		Best 4		Best 5	
											Time	Lap	Time	Lap	Time	Lap	Time	Lap	Time	Lap
1	100	Radical Works Team		Alex Mortimer	GBR			Radical SR8	Masters	1	1:43.851	8	1:43.933	6	1:44.041	17	1:44.044	3	1:44.077	11
2	20	Radical Works Team		Mark Crader	GBR	<u>Stuart Moseley</u>	GBR	Radical SR8	Masters	2	1:44.090	12	1:44.206	10	1:44.316	11	1:44.370	4	1:44.413	8
3	61	Radical Works Team		Morten Dons	DEN	<u>Manhal Allos</u>	GBR	Radical SR8	Masters	3	1:45.423	21	1:45.426	23	1:45.459	24	1:45.497	25	1:45.513	22
4	46	RAW Motorsport		Andrew Fergusson	GBR	<u>Jeremy Fergusson</u>	GBR	Radical SR8	Masters	4	1:46.492	16	1:46.860	25	1:46.871	17	1:47.124	18	1:47.200	21
5	8	RAW Motorsport		Louis Hamilton-Smith	GBR	<u>Theodor Olsen</u>	NOR	Radical SR8	Masters	5	1:46.523	12	1:46.688	2	1:46.893	6	1:46.923	13	1:47.121	3



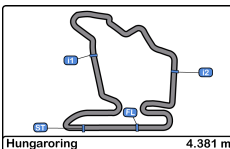


**Hungaroring**  
**Radical European Master**  
**Race - 2**  
**Best 5 Top Speeds**



Cl	N°	Entrant/Team	Nat	Driver 1	Nat	Driver 2	Nat	Vehicle	Cat	Cl	Top 1		Top 2		Top 3		Top 4		Top 5		Avg
											Km/h	Lap	Km/h	Lap	Km/h	Lap	Km/h	Lap	Km/h	Lap	
1	8	RAW Motorsport		Louis Hamilton-Smith	GBR	<u>Theodor Olsen</u>	NOR	Radical SR8	Masters	1	233.7	7	233.7	8	232.7	4	232.7	6	232.2	5	233.0
2	20	Radical Works Team		Mark Crader	GBR	<u>Stuart Moseley</u>	GBR	Radical SR8	Masters	2	233.2	17	232.2	15	232.2	16	231.7	14	231.7	23	232.2
3	46	RAW Motorsport		Andrew Fergusson	GBR	<u>Jeremy Fergusson</u>	GBR	Radical SR8	Masters	3	232.7	26	232.2	15	232.2	16	232.2	25	231.7	5	232.2
4	100	Radical Works Team		Alex Mortimer	GBR			Radical SR8	Masters	4	231.7	18	231.7	21	231.2	4	231.2	5	231.2	16	231.4
5	61	Radical Works Team		Morten Dons	DEN	<u>Manhal Allos</u>	GBR	Radical SR8	Masters	5	230.2	27	229.7	21	229.7	22	229.7	23	229.2	16	229.7



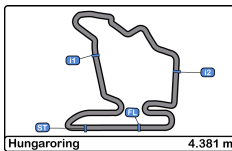


**Hungaroring**  
**Radical European Master**  
**Race - 2**  
**Fastest Laps Sequence**



Lap	Time of Day	Session Time	Nº	Entrant/Team	Nat	Driver 1	Nat	Driver 2	Nat	Vehicle	Cat	Time	Km/h
2	10:32:04.541	3:33.541	20	Radical Works Team		Mark Crader	GBR	<u>Stuart Moseley</u>	GBR	Radical SR8	Masters	<b>1:44.972</b>	150.2
3	10:33:49.126	5:18.126	20	Radical Works Team		Mark Crader	GBR	<u>Stuart Moseley</u>	GBR	Radical SR8	Masters	<b>1:44.585</b>	150.8
3	10:34:09.125	5:38.125	100	Radical Works Team		Alex Mortimer	GBR			Radical SR8	Masters	<b>1:44.044</b>	151.5
6	10:39:22.208	10:51.208	100	Radical Works Team		Alex Mortimer	GBR			Radical SR8	Masters	<b>1:43.933</b>	151.7
8	10:43:01.939	14:30.939	100	Radical Works Team		Alex Mortimer	GBR			Radical SR8	Masters	<b>1:43.851</b>	151.8





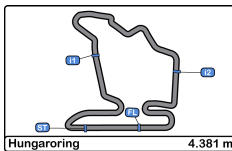
**Hungaroring**  
**Radical European Master**  
**Race - 2**  
**Event Best Maximum Speed**



<b>Nº</b>	<b>Entrant/Team</b>	<b>Nat</b>	<b>Driver 1</b>	<b>Nat</b>	<b>Driver 2</b>	<b>Nat</b>	<b>Vehicle</b>	<b>Cat</b>	<b>Km/h</b>	<b>Session</b>
20	Radical Works Team		Mark Crader	GBR	Stuart Moseley	GBR	Radical SR8	Masters	<b>234.2</b>	Free Practice - 2
8	RAW Motorsport		Louis Hamilton-Smith	GBR	Theodor Olsen	NOR	Radical SR8	Masters	<b>233.7</b>	Free Practice - 2
100	Radical Works Team		Alex Mortimer	GBR			Radical SR8	Masters	<b>232.2</b>	Free Practice - 2
46	RAW Motorsport		Andrew Fergusson	GBR	Jeremy Fergusson	GBR	Radical SR8	Masters	<b>232.7</b>	Race - 2
61	Radical Works Team		Morten Dons	DEN	Manhal Allos	GBR	Radical SR8	Masters	<b>232.2</b>	Free Practice - 1
0	Radical Works Team		Roger Bromiley	GBR			Radical SR3 RSX	Supersp	<b>203.3</b>	Free Practice - 2







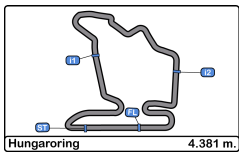
**Hungaroring**  
**Radical European Master**  
**Race - 2**  
**Lap Chart**



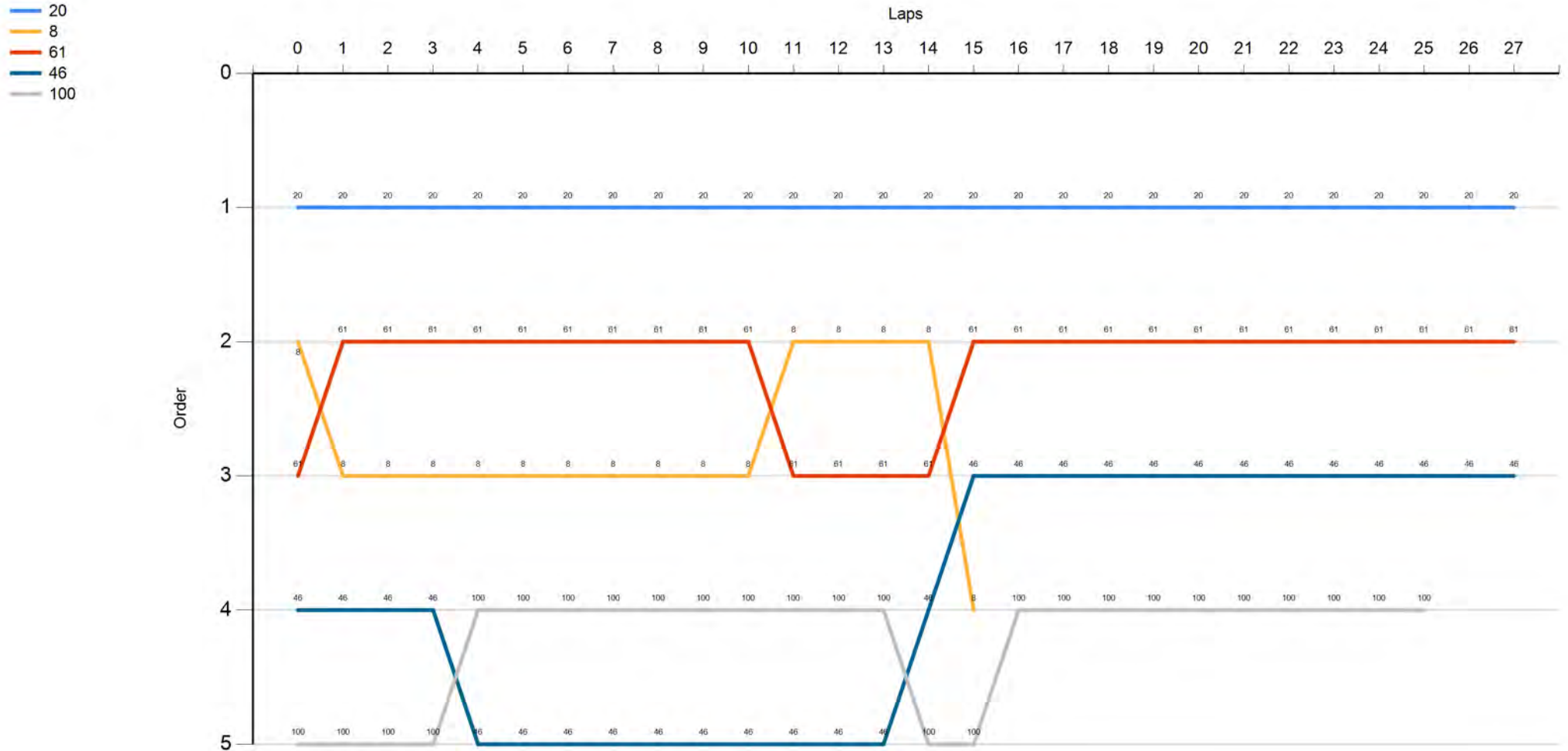
**LAP**

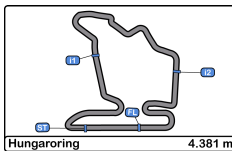
Nr	Po	Grid	1	2	3	4	5	6	7	8	9	10	11	12	13	14	15	16	17	18	19	20	21	22	23	24	25	26	27	
20	<b>1</b>	20	20	20	20	20	20	20	20	20	20	20	20	20	20	20	20	20	20	20	20	20	20	20	20	20	20	20	20	
8	<b>2</b>	8	61	61	61	61	61	61	61	61	61	61	8	8	8	8	61	61	61	61	61	61	61	61	61	61	61	61	61	61
61	<b>3</b>	61	8	8	8	8	8	8	8	8	8	8	61	61	61	61	46	46	46	46	46	46	46	46	46	46	46	46	46	46
46	<b>4</b>	46	46	46	46	100	100	100	100	100	100	100	100	100	100	46	8	100	100	100	100	100	100	100	100	100	100	100	100	100
100	<b>5</b>	100	100	100	100	46	46	46	46	46	46	46	46	46	46	100	100													





**Hungaroring**  
**Radical European Master**  
**Race - 2**  
**Graphic Lap Chart**





**Hungaroring**  
**Radical European Master**  
**Race - 2**  
**Pit Stop Analysis**



Nr.	In Day Time	Entrant/Team	Nat	Driver 1	Nat	Driver 2	Nat	Vehicle	Cat	In Time	Stop N°	Pit Time	Handicap	Penalty
61	10:51:56.637	Radical Works Team		Morten Dons	DEN	<u>Manhal Allos</u>	GBR	Radical SR8	Masters	23:25.551	1	1:57.463	1:51	
100	10:51:59.600	Radical Works Team		Alex Mortimer	GBR			Radical SR8	Masters	23:28.514	1	2:13.025	2:16	-2.975
46	10:52:15.482	RAW Motorsport		Andrew Fergusson	GBR	<u>Jeremy Fergusson</u>	GBR	Radical SR8	Masters	23:44.396	1	1:48.013	1:41	
8	10:53:57.904	RAW Motorsport		Louis Hamilton-Smith	GBR	<u>Theodor Olsen</u>	NOR	Radical SR8	Masters	25:26.818	1	2:05.633	2:01	
20	10:58:15.763	Radical Works Team		Mark Crader	GBR	<u>Stuart Moseley</u>	GBR	Radical SR8	Masters	29:44.677	1	2:21.322	2:16	
100	11:10:15.157	Radical Works Team		Alex Mortimer	GBR			Radical SR8	Masters	41:44.071	2	38.733	2:16	-37.267

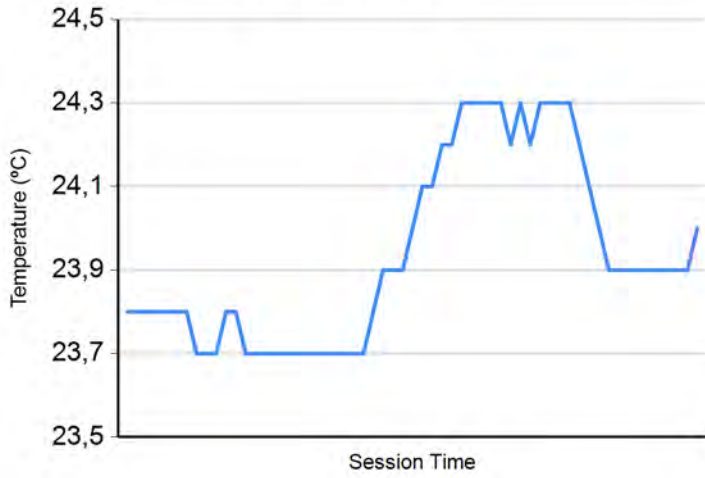




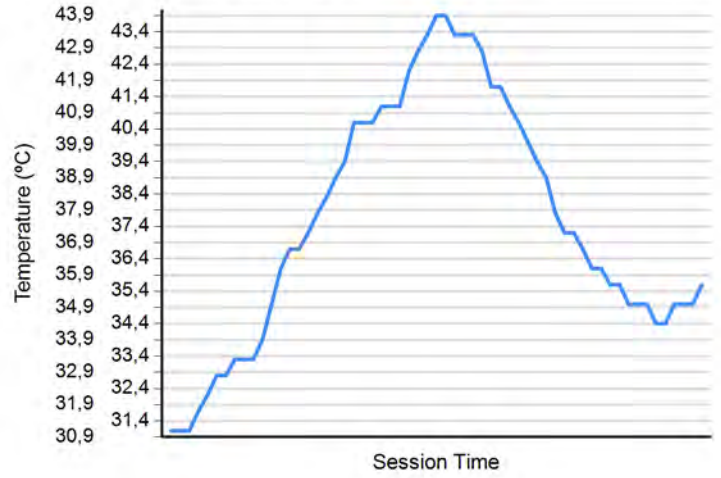
**Hungaroring**  
**Radical European Master**  
**Race - 2**  
**Weather Report**



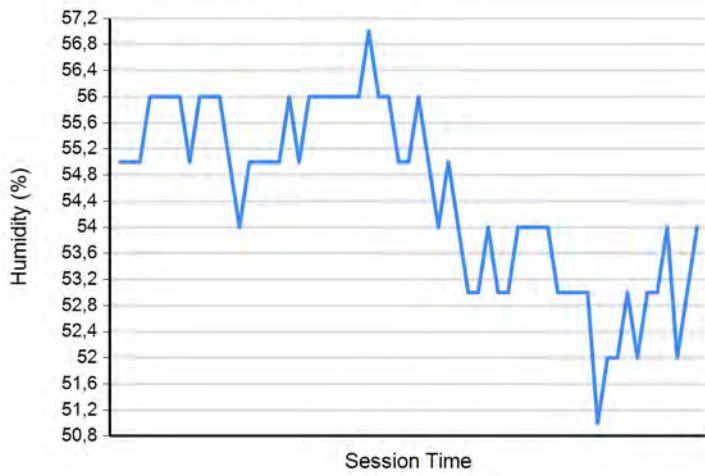
**Air Temperature**



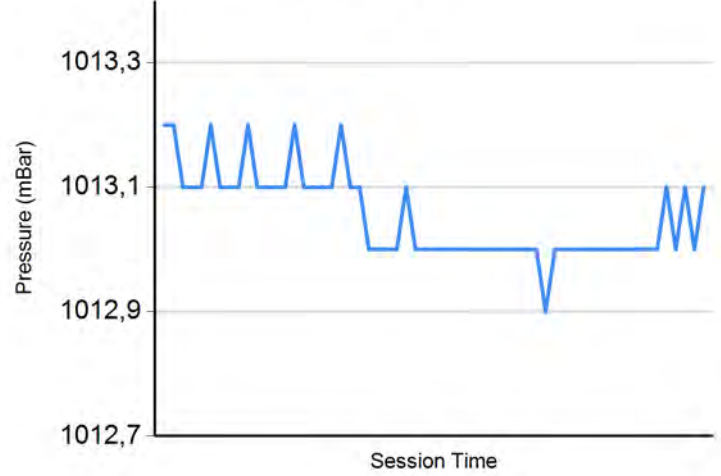
**Track Temperature**



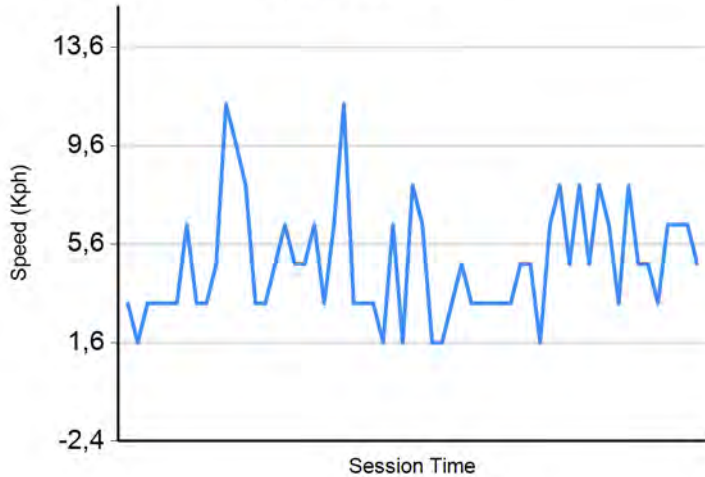
**Humidity**



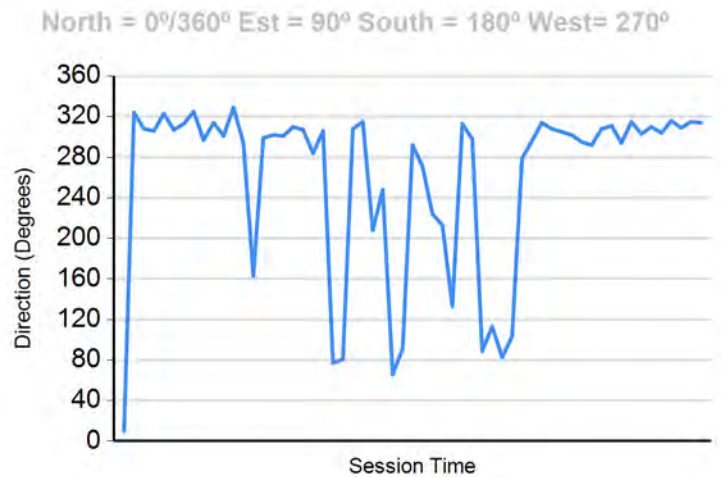
**Pressure**

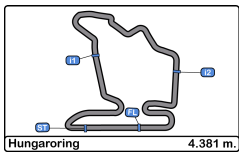


**Wind Speed**



**Wind direction**





**Hungaroring**  
**Radical European Master**  
**Race - 2**  
**Final Results**




Cls	Nº	Entrant/Team	Nat	Driver 1	Nat	Driver 2	Nat	Vehicle	Cat	Cl	Laps	Total Time	Gap	Interval	Km/h	Best	Time	Km/h
1	20	Radical Works Team		Mark Crader	GBR	<u>Stuart Moseley</u>	GBR	Radical SR8	Masters	1	27	<b>50:04.960</b>			141.7	12	1:44.090	151.5
2	61	Radical Works Team		Morten Dons	DEN	<u>Manhal Allos</u>	GBR	Radical SR8	Masters	2	27	<b>50:06.087</b>	1.127	1.127	141.6	21	1:45.423	149.6
3	46	RAW Motorsport		Andrew Fergusson	GBR	<u>Jeremy Fergusson</u>	GBR	Radical SR8	Masters	3	27	<b>50:36.565</b>	31.605	30.478	140.2	16	1:46.492	148.1
4	100	Radical Works Team		Alex Mortimer	GBR			Radical SR8	Masters	4	25	<b>47:48.127</b>	2 Laps	2 Laps	137.4	8	1:43.851	151.8
<b>Not classified: (Requirements: 90% of number laps of leader = 25 Laps)</b>																		
	8	RAW Motorsport		Louis Hamilton-Smith	GBR	<u>Theodor Olsen</u>	NOR	Radical SR8	Masters	5	15	<b>29:18.408</b>	12 Laps	10 Laps	134.5	12	1:46.523	148.0

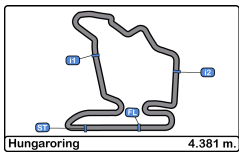
**Fastest lap Alex Mortimer in 1:43.851 at 151.9 Km/h in lap 8**

Published at:.....

Track Temp: **35.0 °C**    Air Temp: **23.9 °C**    Humidity: **53 %**    Track Status: **DRY**

<b>Stewards:</b>	<b>Race Director:</b>	<b>Timekeeper:</b> 
------------------	-----------------------	--





**Hungaroring**  
**Radical European Master**  
**Race - 3**  
**Provisional Results**




Cls	Nº	Entrant/Team	Nat	Driver 1	Nat	Driver 2	Nat	Vehicle	Cat	Cl	Laps	Total Time	Gap	Interval	Km/h	Best	Time	Km/h
1	8	RAW Motorsport		<u>Louis Hamilton-Smith</u>	GBR	Theodor Olsen	NOR	Radical SR8	Masters	1	27	<b>50:00.895</b>			141.9	21	1:45.939	148.8
2	20	Radical Works Team		<u>Mark Crader</u>	GBR	Stuart Moseley	GBR	Radical SR8	Masters	2	27	<b>50:15.104</b>	14.209	14.209	141.2	27	1:44.267	151.2
3	61	Radical Works Team		Morten Dons	DEN	<u>Manhal Allos</u>	GBR	Radical SR8	Masters	3	27	<b>50:18.591</b>	17.696	3.487	141.0	16	1:45.059	150.1
4	46	RAW Motorsport		Andrew Fergusson	GBR	<u>Jeremy Fergusson</u>	GBR	Radical SR8	Masters	4	27	<b>50:33.902</b>	33.007	15.311	140.3	8	1:46.462	148.1
5	100	Radical Works Team		Alex Mortimer	GBR			Radical SR8	Masters	5	26	<b>49:52.217</b>	1 Lap	1 Lap	137.0	19	1:44.164	151.4

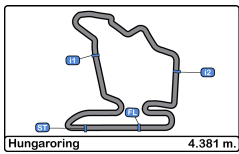
Fastest lap Alex Mortimer in 1:44.164 at 151.4 Km/h in lap 19

Published at:.....

Track Temp: 31.7 °C    Air Temp: 21.4 °C    Humidity: 52 %    Track Status: DRY

<b>Stewards:</b>	<b>Race Director:</b>	<b>Timekeeper:</b> 
------------------	-----------------------	--





**Hungaroring**  
**Radical European Master**  
**Race - 3**  
**Provisional Results by Class**




Cls	Nº	Entrant/Team	Nat	Driver 1	Nat	Driver 2	Nat	Vehicle	Cat	Cl	Laps	Total Time	Gap	Interval	Km/h	Best	Time	Km/h
<b>Masters</b>																		
1	8	RAW Motorsport		<u>Louis Hamilton-Smith</u>	GBR	Theodor Olsen	NOR	Radical SR8	Masters	1	27	<b>50:00.895</b>			141.9	21	1:45.939	148.8
2	20	Radical Works Team		<u>Mark Crader</u>	GBR	Stuart Moseley	GBR	Radical SR8	Masters	2	27	<b>50:15.104</b>	14.209	14.209	141.2	27	1:44.267	151.2
3	61	Radical Works Team		Morten Dons	DEN	<u>Manhal Allos</u>	GBR	Radical SR8	Masters	3	27	<b>50:18.591</b>	17.696	3.487	141.0	16	1:45.059	150.1
4	46	RAW Motorsport		Andrew Fergusson	GBR	<u>Jeremy Fergusson</u>	GBR	Radical SR8	Masters	4	27	<b>50:33.902</b>	33.007	15.311	140.3	8	1:46.462	148.1
5	100	Radical Works Team		Alex Mortimer	GBR			Radical SR8	Masters	5	26	<b>49:52.217</b>	1 Lap	1 Lap	137.0	19	1:44.164	151.4

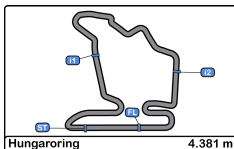
**Fastest lap Alex Mortimer in 1:44.164 at 151.4 Km/h in lap 19**

Published at:.....

Track Temp: 31.7 °C    Air Temp: 21.4 °C    Humidity: 52 %    Track Status: DRY

<b>Stewards:</b>	<b>Race Director:</b>	<b>Timekeeper:</b> 
------------------	-----------------------	--





# Hungaroring Radical European Master

## Race - 3

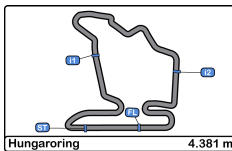
### Provisional Classification by Driver Fastest Lap



Clas	Nº	Entrant/Team	Nat	Vehicle	Driver	Nat	Cat	Clas	Laps	Best	Time	Gap	Interval	Km/h
1	100	Radical Works Team		Radical SR8	Alex Mortimer	GBR	Masters	1	26	19	1:44.164			151.4
2	20	Radical Works Team		Radical SR8	Stuart Moseley	GBR	Masters	2	14	14	1:44.267	0.103	0.103	151.2
3	61	Radical Works Team		Radical SR8	Morten Dons	DEN	Masters	3	14	3	1:45.059	0.895	0.792	150.1
4	8	RAW Motorsport		Radical SR8	Theodor Olsen	NOR	Masters	4	14	8	1:45.939	1.775	0.880	148.8
5	20	Radical Works Team		Radical SR8	Mark Crader	GBR	Masters	5	13	10	1:46.396	2.232	0.457	148.2
6	8	RAW Motorsport		Radical SR8	Louis Hamilton-Smith	GBR	Masters	6	13	8	1:46.406	2.242	0.010	148.2
7	46	RAW Motorsport		Radical SR8	Jeremy Fergusson	GBR	Masters	7	17	8	1:46.462	2.298	0.056	148.1
8	61	Radical Works Team		Radical SR8	Manhal Allos	GBR	Masters	8	13	3	1:47.183	3.019	0.721	147.1
9	46	RAW Motorsport		Radical SR8	Andrew Fergusson	GBR	Masters	9	10	2	1:48.074	3.910	0.891	145.9





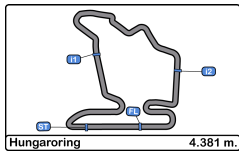


**Hungaroring**  
**Radical European Master**  
**Race - 3**  
**Distance and Speed Average**



Cls	Nº	Entrant/Team	Nat	Driver 1	Nat	Status	Driver 2	Nat	Vehicle	Cat	Cls	Laps	Distance	Total Time	Km/h
1	8	RAW Motorsport		<u>Louis Hamilton-Smith</u>	GBR		Theodor Olsen	NOR	Radical SR8	Masters	1	27	118.28	50:00.895	141.9
2	20	Radical Works Team		<u>Mark Crader</u>	GBR		Stuart Moseley	GBR	Radical SR8	Masters	2	27	118.28	50:15.104	141.2
3	61	Radical Works Team		Morten Dons	DEN		<u>Manhal Allos</u>	GBR	Radical SR8	Masters	3	27	118.28	50:18.591	141.0
4	46	RAW Motorsport		Andrew Fergusson	GBR		<u>Jeremy Fergusson</u>	GBR	Radical SR8	Masters	4	27	118.28	50:33.902	140.3
5	100	Radical Works Team		Alex Mortimer	GBR				Radical SR8	Masters	5	26	113.90	49:52.217	137.0





**Hungaroring**  
**Radical European Master**  
**Race - 3**  
**Lap Analysis**



8

1 Louis Hamilton-Smith

Radical SR8 **20**

1 Mark Crader

Radical SR8

Masters

2 Theodor Olsen

RAW Motorsport

Masters

2 Stuart Moseley

Radical Works Team

Lap	D	Time	Sector 1	Sector 2	Sector 3	T. Spd	Elapsed	Lap	D	Time	Sector 1	Sector 2	Sector 3	T. Spd	Elapsed
1	1	1:51.670	41.750	40.064	29.856	213.8	1:51.670	1	1	1:52.435	42.138	40.279	30.018	214.7	1:52.435
2	1	1:46.751	38.163	38.968	29.620	229.7	3:38.421	2	1	1:47.606	38.031	39.563	30.012	230.7	3:40.041
3	1	1:46.862	37.989	38.985	29.888	231.2	5:25.283	3	1	1:46.886	38.033	39.142	29.711	230.7	5:26.927
4	1	1:46.659	37.901	39.093	29.665	231.2	7:11.942	4	1	1:46.477	37.836	38.936	29.705	232.2	7:13.404
5	1	1:47.036	37.850	39.283	29.903	231.7	8:58.978	5	1	1:46.689	37.811	39.075	29.803	232.7	9:00.093
6	1	1:47.553	38.110	39.502	29.941	232.2	10:46.531	6	1	1:46.781	37.824	39.157	29.800	232.2	10:46.874
7	1	1:46.781	37.697	39.175	29.909	231.7	12:33.312	7	1	1:47.327	37.899	39.250	30.178	231.7	12:34.201
8	1	1:46.406	37.630	39.034	29.742	232.2	14:19.718	8	1	1:47.793	37.923	39.577	30.293	231.2	14:21.994
9	1	1:47.551	37.801	39.669	30.081	232.7	16:07.269	9	1	1:46.905	37.865	39.401	29.639	232.7	16:08.899
10	1	1:47.115	37.720	39.486	29.909	232.7	17:54.384	10	1	1:46.396	37.666	38.988	29.742	233.2	17:55.295
11	1	1:46.730	37.886	38.934	29.910	234.2	19:41.114	11	1	1:46.507	37.738	39.123	29.646	235.2	19:41.802
12	1	1:48.514	37.959	40.448	30.107	234.2	21:29.628	12	1	1:48.665	37.917	40.320	30.428	235.2	21:30.467
13	1	1:53.055 P	38.124	39.749	35.182	234.2	23:22.683	13	1	1:54.063 P	37.944	39.615	36.504	231.2	23:24.530
14	2	3:34.654	2:25.071	39.611	29.972		26:57.337	14	2	4:03.230	2:55.189	37.991	30.050		27:27.760
15	2	1:46.682	37.609	38.978	30.095	232.7	28:44.019	15	2	1:44.397	37.121	38.023	29.253	232.7	29:12.157
16	2	1:46.843	37.482	39.272	30.089	232.7	30:30.862	16	2	1:44.460	37.127	38.335	28.998	233.7	30:56.617
17	2	1:46.517	37.655	39.109	29.753	234.2	32:17.379	17	2	1:44.359	37.009	38.184	29.166	234.7	32:40.976
18	2	1:46.517	37.721	39.159	29.637	233.2	34:03.896	18	2	1:44.531	37.251	38.053	29.227	234.7	34:25.507
19	2	1:46.255	37.637	38.872	29.746	233.7	35:50.151	19	2	1:45.372	37.218	38.407	29.747	234.7	36:10.879
20	2	1:46.609	37.633	39.241	29.735	232.7	37:36.760	20	2	1:46.251	37.933	38.696	29.622	236.3	37:57.130
21	2	1:45.939	37.650	38.730	29.559	233.7	39:22.699	21	2	1:45.375	37.474	38.555	29.346	235.8	39:42.505
22	2	1:46.454	37.569	39.167	29.718	233.7	41:09.153	22	2	1:45.102	38.049	37.944	29.109	236.3	41:27.607
23	2	1:45.998	37.429	38.959	29.610	233.7	42:55.151	23	2	1:46.127	37.161	39.568	29.398	235.8	43:13.734
24	2	1:46.137	37.411	39.211	29.515	233.2	44:41.288	24	2	1:46.724	37.848	39.288	29.588	234.7	45:00.458
25	2	1:46.640	37.455	38.748	30.437	234.2	46:27.928	25	2	1:45.380	37.293	38.680	29.407	235.8	46:45.838
26	2	1:46.816	37.452	38.799	30.565	234.2	48:14.744	26	2	1:44.999	37.248	38.724	29.027	235.2	48:30.837
27	2	1:46.151	37.569	38.959	29.623	233.2	50:00.895	27	2	1:44.267	37.038	37.828	29.401	234.7	50:15.104





**Hungaroring**  
**Radical European Master**  
**Race - 3**  
**Lap Analysis**



**46**

1 Andrew Fergusson

Radical SR8 **61**

1 Morten Dons

Radical SR8

Masters

2 Jeremy Fergusson

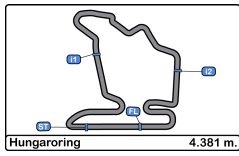
RAW Motorsport

Masters

2 Manhal Allos

Radical Works Team

Lap	D	Time	Sector 1	Sector 2	Sector 3	T. Spd	Elapsed	Lap	D	Time	Sector 1	Sector 2	Sector 3	T. Spd	Elapsed
1	2	1:50.776	41.223	39.639	29.914	216.0	1:50.776	1	2	1:52.920	42.649	40.324	29.947	211.3	1:52.920
2	2	1:46.934	37.753	39.300	29.881	231.2	3:37.710	2	2	1:47.867	38.233	39.595	30.039	226.8	3:40.787
3	2	1:46.853	37.704	39.213	29.936	231.7	5:24.563	3	2	1:47.183	37.887	39.353	29.943	227.8	5:27.970
4	2	1:46.832	37.744	39.290	29.798	232.2	7:11.395	4	2	1:47.276	37.851	39.238	30.187	228.3	7:15.246
5	2	1:47.114	37.850	39.188	30.076	232.7	8:58.509	5	2	1:49.089	39.323	39.707	30.059	228.8	9:04.335
6	2	1:47.384	37.995	39.591	29.798	232.2	10:45.893	6	2	1:47.607	38.185	39.597	29.825	227.8	10:51.942
7	2	1:46.854	37.741	39.165	29.948	232.2	12:32.747	7	2	1:47.599	38.055	39.599	29.945	228.8	12:39.541
8	2	1:46.462	37.573	39.093	29.796	232.2	14:19.209	8	2	1:48.528	38.714	39.794	30.020	228.3	14:28.069
9	2	1:47.378	37.992	39.398	29.988	232.7	16:06.587	9	2	1:47.728	38.153	39.808	29.767	229.7	16:15.797
10	2	1:47.267	37.846	39.314	30.107	233.2	17:53.854	10	2	1:47.841	37.522	40.442	29.877	229.7	18:03.638
11	2	1:46.873	37.570	39.221	30.082	233.7	19:40.727	11	2	1:47.658	37.830	39.908	29.920	230.7	19:51.296
12	2	1:48.540	38.132	40.252	30.156	233.7	21:29.267	12	2	1:49.332	38.910	39.879	30.543	230.7	21:40.628
13	2	1:47.609	37.992	39.356	30.261	233.2	23:16.876	13	2	1:51.227 P	37.758	40.765	32.704	231.2	23:31.855
14	2	1:48.272	38.363	39.617	30.292	233.7	25:05.148	14	1	3:51.035	2:41.882	39.502	29.651		27:22.890
15	2	1:47.946	38.021	39.839	30.086	233.7	26:53.094	15	1	1:45.479	37.574	38.566	29.339	230.2	29:08.369
16	2	1:52.422 P	38.045	39.936	34.441	234.2	28:45.516	16	1	1:45.059	37.474	38.315	29.270	231.2	30:53.428
17	2	3:36.250	2:25.605	40.204	30.441		32:21.766	17	1	1:45.862	37.830	38.580	29.452	231.7	32:39.290
18	1	1:48.513	38.103	39.982	30.428	233.7	34:10.279	18	1	1:45.329	37.479	38.447	29.403	231.2	34:24.619
19	1	1:48.074	38.075	39.590	30.409	234.2	35:58.353	19	1	1:45.857	37.547	38.614	29.696	230.2	36:10.476
20	1	1:49.101	38.441	40.372	30.288	234.7	37:47.454	20	1	1:46.212	37.968	38.658	29.586	231.2	37:56.688
21	1	1:49.074	38.163	40.412	30.499	234.7	39:36.528	21	1	1:45.393	37.500	38.515	29.378	230.7	39:42.081
22	1	1:49.039	38.273	40.264	30.502	234.2	41:25.567	22	1	1:47.411	38.696	38.906	29.809	231.7	41:29.492
23	1	1:52.039	38.724	41.718	31.597	234.2	43:17.606	23	1	1:46.700	37.587	39.090	30.023	230.2	43:16.192
24	1	1:50.403	38.502	41.382	30.519	234.7	45:08.009	24	1	1:45.534	37.537	38.487	29.510	231.7	45:01.726
25	1	1:48.628	37.987	40.174	30.467	234.7	46:56.637	25	1	1:45.469	37.497	38.404	29.568	232.2	46:47.195
26	1	1:48.518	38.164	39.915	30.439	233.2	48:45.155	26	1	1:45.255	37.573	38.233	29.449	231.7	48:32.450
27	1	1:48.747	38.104	40.160	30.483	233.7	50:33.902	27	1	1:46.141	37.439	38.789	29.913	231.7	50:18.591



**Hungaroring**  
**Radical European Master**  
**Race - 3**  
**Lap Analysis**



100

1 Alex Mortimer

Radical SR8

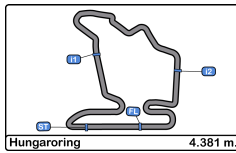
Masters

2

Radical Works Team

Lap	D	Time	Sector 1	Sector 2	Sector 3	T. Spd	Elapsed
1		1:58.005	44.019	42.179	31.807	198.5	1:58.005
2		2:03.130	41.819	45.869	35.442	192.1	4:01.135
3		1:45.866	37.733	38.773	29.360	228.3	5:47.001
4		1:45.733	37.616	38.636	29.481	228.8	7:32.734
5		1:45.814	37.670	38.611	29.533	228.8	9:18.548
6		1:45.183	37.473	38.386	29.324	229.2	11:03.731
7		1:45.025	37.509	38.107	29.409	228.8	12:48.756
8		1:46.131	38.093	38.715	29.323	229.2	14:34.887
9		1:45.163	37.591	38.329	29.243	229.7	16:20.050
10		1:45.025	37.276	38.372	29.377	230.7	18:05.075
11		1:53.994	40.240	41.797	31.957	232.7	19:59.069
12		1:44.668	37.293	38.087	29.288	232.7	21:43.737
13		1:45.834	37.226	38.581	30.027	232.2	23:29.571
14		1:51.938 P	37.945	39.092	34.901	232.7	25:21.509
15		3:42.541	2:34.375	38.719	29.447		29:04.050
16		1:44.343	37.232	37.957	29.154	232.2	30:48.393
17		1:44.439	37.353	38.011	29.075	231.7	32:32.832
18		1:44.206	37.195	37.940	29.071	232.7	34:17.038
19		1:44.164	37.107	38.031	29.026	232.7	36:01.202
20		1:56.847	37.077	43.872	35.898	233.2	37:58.049
21		1:55.951 P	38.950	40.023	36.978	220.4	39:54.000
22		2:28.708	1:19.718	39.442	29.548		42:22.708
23		1:44.227	36.984	37.826	29.417	232.7	44:06.935
24		2:00.978	36.963	38.116	45.899	232.7	46:07.913
25		1:47.939	38.150	39.479	30.310	232.2	47:55.852
26		1:56.365 P	38.895	40.359	37.111	232.2	49:52.217





**Hungaroring**  
**Radical European Master**  
**Race - 3**  
**Analysis by Lap**



Num	Lap Time	Gap
46	1:50.776	

Num	Lap Time	Gap
8	1:51.670	00.894
20	1:52.435	01.659
61	1:52.920	02.144
100	1:58.005	07.229

Num	Lap Time	Gap
46	1:46.934	
8	1:46.751	00.711
20	1:47.606	02.331
61	1:47.867	03.077
100	2:03.130	23.425

Num	Lap Time	Gap
46	1:46.853	
8	1:46.862	00.720
20	1:46.886	02.364
61	1:47.183	03.407
100	1:45.866	22.438

Num	Lap Time	Gap
46	1:46.832	
8	1:46.659	00.547
20	1:46.477	02.009
61	1:47.276	03.851
100	1:45.733	21.339

Num	Lap Time	Gap
46	1:47.114	
8	1:47.036	00.469
20	1:46.689	01.584
61	1:49.089	05.826
100	1:45.814	20.039

Num	Lap Time	Gap
46	1:47.384	
8	1:47.553	00.638
20	1:46.781	00.981
61	1:47.607	06.049

Num	Lap Time	Gap
100	1:45.183	17.838

Num	Lap Time	Gap
46	1:46.854	
8	1:46.781	00.565
20	1:47.327	01.454
61	1:47.599	06.794
100	1:45.025	16.009

Num	Lap Time	Gap
46	1:46.462	
8	1:46.406	00.509
20	1:47.793	02.785
61	1:48.528	08.860
100	1:46.131	15.678

Num	Lap Time	Gap
46	1:47.378	
8	1:47.551	00.682
20	1:46.905	02.312
61	1:47.728	09.210
100	1:45.163	13.463

Num	Lap Time	Gap
46	1:47.267	
8	1:47.115	00.530
20	1:46.396	01.441
61	1:47.841	09.784
100	1:45.025	11.221

Num	Lap Time	Gap
46	1:46.873	
8	1:46.730	00.387
20	1:46.507	01.075
61	1:47.658	10.569
100	1:53.994	18.342

Num	Lap Time	Gap
46	1:48.540	
8	1:48.514	00.361
20	1:48.665	01.200

Num	Lap Time	Gap
61	1:49.332	11.361

Num	Lap Time	Gap
100	1:44.668	14.470

Num	Lap Time	Gap
46	1:47.609	
8	1:53.055	05.807
20	1:54.063	07.654
100	1:45.834	12.695
61	1:51.227	14.979

Num	Lap Time	Gap
46	1:47.946	
8	3:34.654	1 Lap
61	3:51.035	1 Lap
20	4:03.230	1 Lap
8	1:46.682	1:50.925

Num	Lap Time	Gap
46	1:52.422	
100	3:42.541	1 Lap
61	1:45.479	1 Lap
20	1:44.397	1 Lap
8	1:46.843	1:45.346
100	1:44.343	2:02.877
61	1:45.059	2:07.912
20	1:44.460	2:11.101

Num	Lap Time	Gap
8	1:46.517	
46	3:36.250	04.387
100	1:44.439	15.453
61	1:45.862	21.911
20	1:44.359	23.597

Num	Lap Time	Gap
8	1:46.517	
46	1:48.513	06.383

Num	Lap Time	Gap
100	1:44.206	13.142

Num	Lap Time	Gap
61	1:45.329	20.723
20	1:44.531	21.611

Num	Lap Time	Gap
8	1:46.255	
46	1:48.074	08.202
100	1:44.164	11.051
61	1:45.857	20.325
20	1:45.372	20.728

Num	Lap Time	Gap
8	1:46.609	
46	1:49.101	10.694
61	1:46.212	19.928
20	1:46.251	20.370
100	1:56.847	21.289

Num	Lap Time	Gap
8	1:45.939	
46	1:49.074	13.829
61	1:45.393	19.382
20	1:45.375	19.806
100	1:55.951	31.301

Num	Lap Time	Gap
8	1:46.454	
46	1:49.039	16.414
20	1:45.102	18.454
61	1:47.411	20.339
100	2:28.708	1:13.555

Num	Lap Time	Gap
8	1:45.998	
20	1:46.127	18.583
61	1:46.700	21.041
46	1:52.039	22.455
100	1:44.227	1:11.784

Num	Lap Time	Gap
20	1:46.724	19.170

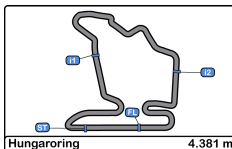
Num	Lap Time	Gap
61	1:45.534	20.438
46	1:50.403	26.721
100	2:00.978	1:26.625

Num	Lap Time	Gap
8	1:46.640	
20	1:45.380	17.910
61	1:45.469	19.267
46	1:48.628	28.709
100	1:47.939	1:27.924

Num	Lap Time	Gap
8	1:46.816	
20	1:44.999	16.093
61	1:45.255	17.706
46	1:48.518	30.411
100	1:56.365	1:37.473

Num	Lap Time	Gap
8	1:46.151	
20	1:44.267	14.209
61	1:46.141	17.696
46	1:48.747	33.007



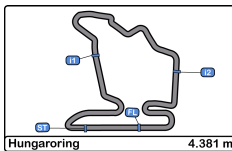


**Hungaroring**  
**Radical European Master**  
**Race - 3**  
**Best Sectors Results**



Sector - 1				Sector - 2				Sector - 3				Ideal Lap vs Best Lap				
Clas	Nº	Driver	Time	Nº	Driver	Time	Nº	Driver	Time	Clas	Nº	Driver	Ideal Lap	Best Lap	Clas	
1	100	Alex Mortimer	36.963	100	Alex Mortimer	37.826	20	Crader - Moseley	28.998	1	100	Alex Mortimer	1:43.815	1:44.164	1	
2	20	Crader - Moseley	37.009	20	Crader - Moseley	37.828	100	Alex Mortimer	29.026	2	20	Crader - Moseley	1:43.835	1:44.267	2	
3	8	Hamilton-Smith - Olsen	37.411	61	Dons - Allos	38.233	61	Dons - Allos	29.270	3	61	Dons - Allos	1:44.942	1:45.059	3	
4	61	Dons - Allos	37.439	8	Hamilton-Smith - Olsen	38.730	8	Hamilton-Smith - Olsen	29.515	4	8	Hamilton-Smith - Olsen	1:45.656	1:45.939	4	
5	46	Fergusson - Fergusson	37.570	46	Fergusson - Fergusson	39.093	46	Fergusson - Fergusson	29.796	5	46	Fergusson - Fergusson	1:46.459	1:46.462	5	



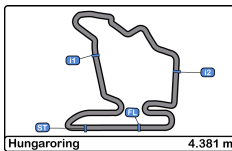


Hungaroring  
Radical European Master  
Race - 3  
Leader Sequence



Nº	Entrant/Team	Nat	Driver 1	Nat	Driver 2	Nat	Vehicle	Cat	Start Lap	End Lap	Laps	Total Laps
46	RAW Motorsport		Andrew Fergusson	GBR	<u>Jeremy Fergusson</u>	GBR	Radical SR8	Masters	1	16	16	16
8	RAW Motorsport		<u>Louis Hamilton-Smith</u>	GBR	Theodor Olsen	NOR	Radical SR8	Masters	17	27	11	11





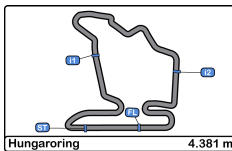
**Hungaroring**  
**Radical European Master**  
**Race - 3**  
**Best 5 Lap Times**



Cl	N°	Entrant/Team	Nat	Driver 1	Nat	Driver 2	Nat	Vehicle	Cat	Cl	Best 1		Best 2		Best 3		Best 4		Best 5	
											Time	Lap	Time	Lap	Time	Lap	Time	Lap	Time	Lap
1	100	Radical Works Team		Alex Mortimer	GBR			Radical SR8	Masters	1	1:44.164	19	1:44.206	18	1:44.227	23	1:44.343	16	1:44.439	17
2	20	Radical Works Team		<u>Mark Crader</u>	GBR	Stuart Moseley	GBR	Radical SR8	Masters	2	1:44.267	27	1:44.359	17	1:44.397	15	1:44.460	16	1:44.531	18
3	61	Radical Works Team		Morten Dons	DEN	<u>Manhal Allos</u>	GBR	Radical SR8	Masters	3	1:45.059	16	1:45.255	26	1:45.329	18	1:45.393	21	1:45.469	25
4	8	RAW Motorsport		<u>Louis Hamilton-Smith</u>	GBR	Theodor Olsen	NOR	Radical SR8	Masters	4	1:45.939	21	1:45.998	23	1:46.137	24	1:46.151	27	1:46.255	19
5	46	RAW Motorsport		Andrew Fergusson	GBR	<u>Jeremy Fergusson</u>	GBR	Radical SR8	Masters	5	1:46.462	8	1:46.832	4	1:46.853	3	1:46.854	7	1:46.873	11





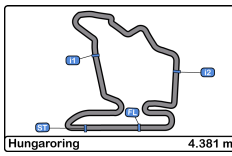


**Hungaroring**  
**Radical European Master**  
**Race - 3**  
**Best 5 Top Speeds**



Cl	N°	Entrant/Team	Nat	Driver 1	Nat	Driver 2	Nat	Vehicle	Cat	Cl	Top 1		Top 2		Top 3		Top 4		Top 5		Avg
											Km/h	Lap	Km/h	Lap	Km/h	Lap	Km/h	Lap	Km/h	Lap	
1	20	Radical Works Team		<u>Mark Crader</u>	GBR	Stuart Moseley	GBR	Radical SR8	Masters	1	<b>236.3</b>	20	236.3	22	235.8	21	235.8	23	235.8	25	236.0
2	46	RAW Motorsport		Andrew Fergusson	GBR	<u>Jeremy Fergusson</u>	GBR	Radical SR8	Masters	2	<b>234.7</b>	20	234.7	21	234.7	24	234.7	25	234.2	16	234.6
3	8	RAW Motorsport		<u>Louis Hamilton-Smith</u>	GBR	Theodor Olsen	NOR	Radical SR8	Masters	3	<b>234.2</b>	11	234.2	12	234.2	13	234.2	17	234.2	25	234.2
4	100	Radical Works Team		Alex Mortimer	GBR			Radical SR8	Masters	4	<b>233.2</b>	20	232.7	11	232.7	12	232.7	14	232.7	18	232.8
5	61	Radical Works Team		Morten Dons	DEN	<u>Manhal Allos</u>	GBR	Radical SR8	Masters	5	<b>232.2</b>	25	231.7	17	231.7	22	231.7	24	231.7	26	231.8



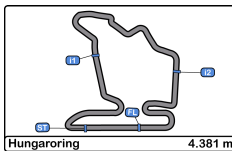


**Hungaroring**  
**Radical European Master**  
**Race - 3**  
**Fastest Laps Sequence**



Lap	Time of Day	Session Time	Nº	Entrant/Team	Nat	Driver 1	Nat	Driver 2	Nat	Vehicle	Cat	Time	Km/h
2	16:01:40.424	3:37.424	46	RAW Motorsport		Andrew Fergusson	GBR	<u>Jeremy Fergusson</u>	GBR	Radical SR8	Masters	<b>1:46.934</b>	147.4
2	16:01:41.136	3:38.136	8	RAW Motorsport		<u>Louis Hamilton-Smith</u>	GBR	Theodor Olsen	NOR	Radical SR8	Masters	<b>1:46.751</b>	147.7
3	16:03:49.715	5:46.715	100	Radical Works Team		Alex Mortimer	GBR			Radical SR8	Masters	<b>1:45.866</b>	148.9
4	16:05:35.448	7:32.448	100	Radical Works Team		Alex Mortimer	GBR			Radical SR8	Masters	<b>1:45.733</b>	149.1
6	16:09:06.445	11:03.445	100	Radical Works Team		Alex Mortimer	GBR			Radical SR8	Masters	<b>1:45.183</b>	149.9
7	16:10:51.470	12:48.470	100	Radical Works Team		Alex Mortimer	GBR			Radical SR8	Masters	<b>1:45.025</b>	150.1
12	16:19:46.452	21:43.452	100	Radical Works Team		Alex Mortimer	GBR			Radical SR8	Masters	<b>1:44.668</b>	150.6
15	16:27:14.872	29:11.872	20	Radical Works Team		Mark Crader	GBR	<u>Stuart Moseley</u>	GBR	Radical SR8	Masters	<b>1:44.397</b>	151.0
16	16:28:51.108	30:48.108	100	Radical Works Team		Alex Mortimer	GBR			Radical SR8	Masters	<b>1:44.343</b>	151.1
18	16:32:19.752	34:16.752	100	Radical Works Team		Alex Mortimer	GBR			Radical SR8	Masters	<b>1:44.206</b>	151.3
19	16:34:03.917	36:00.917	100	Radical Works Team		Alex Mortimer	GBR			Radical SR8	Masters	<b>1:44.164</b>	151.4



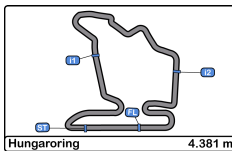


**Hungaroring**  
**Radical European Master**  
**Race - 3**  
**Event Best Maximum Speed**



<u>Nº</u>	<u>Entrant/Team</u>	<u>Nat</u>	<u>Driver 1</u>	<u>Nat</u>	<u>Driver 2</u>	<u>Nat</u>	<u>Vehicle</u>	<u>Cat</u>	<u>Km/h</u>	<u>Session</u>
20	Radical Works Team		Mark Crader	GBR	Stuart Moseley	GBR	Radical SR8	Masters	<b>236.3</b>	Race - 3
46	RAW Motorsport		Andrew Fergusson	GBR	Jeremy Fergusson	GBR	Radical SR8	Masters	<b>234.7</b>	Race - 3
8	RAW Motorsport		Louis Hamilton-Smith	GBR	Theodor Olsen	NOR	Radical SR8	Masters	<b>234.2</b>	Race - 3
100	Radical Works Team		Alex Mortimer	GBR			Radical SR8	Masters	<b>233.2</b>	Free Practice - 2
61	Radical Works Team		Morten Dons	DEN	Manhal Allos	GBR	Radical SR8	Masters	<b>232.2</b>	Free Practice - 1
0	Radical Works Team		Roger Bromiley	GBR			Radical SR3 RSX	Supersp	<b>203.3</b>	Free Practice - 2





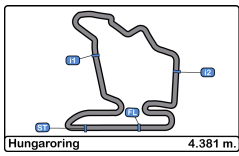
**Hungaroring**  
**Radical European Master**  
**Race - 3**  
**Lap Chart**



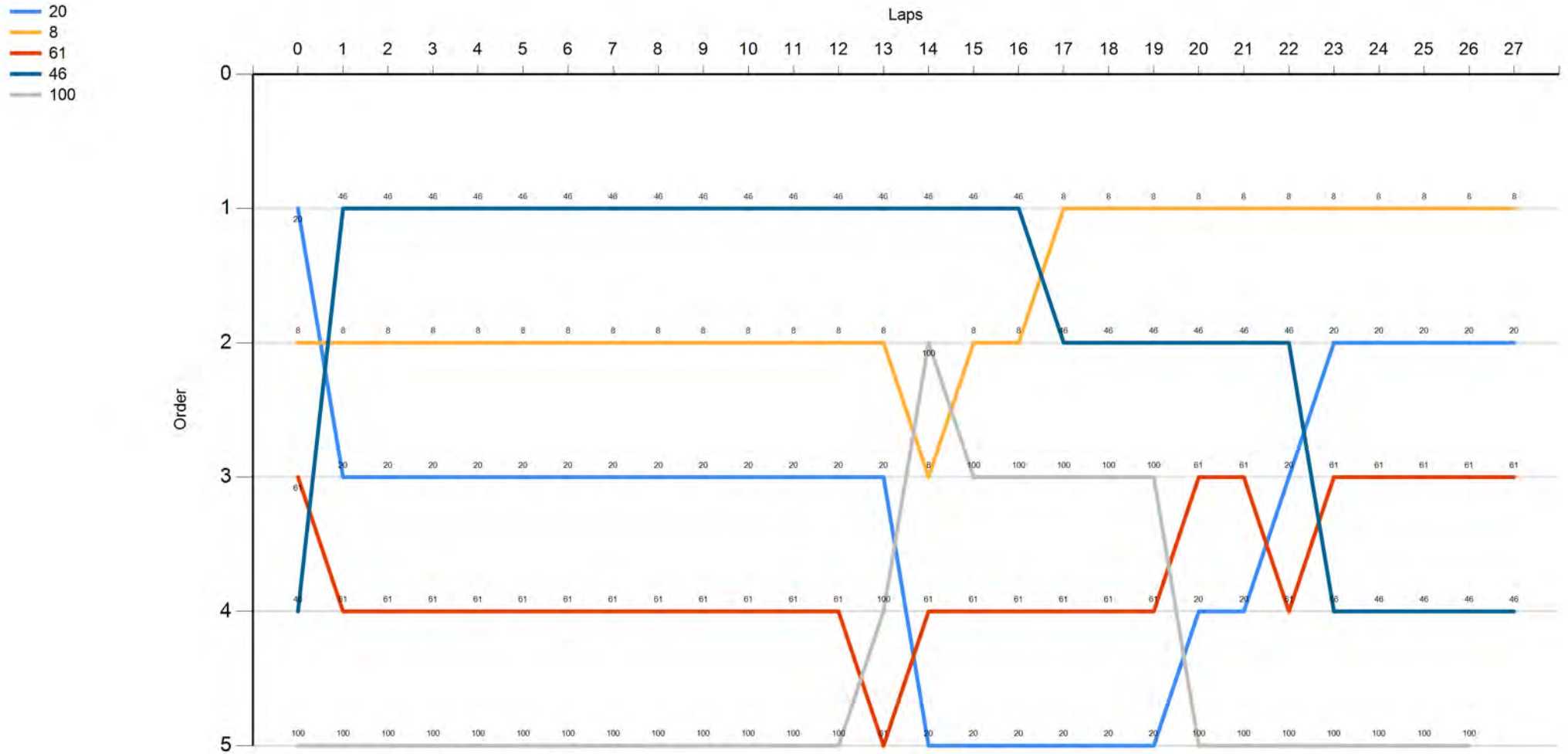
**LAP**

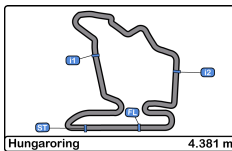
Nr	Po	Grid	1	2	3	4	5	6	7	8	9	10	11	12	13	14	15	16	17	18	19	20	21	22	23	24	25	26	27
20	<b>1</b>	20	46	46	46	46	46	46	46	46	46	46	46	46	46	46	46	46	8	8	8	8	8	8	8	8	8	8	8
8	<b>2</b>	8	8	8	8	8	8	8	8	8	8	8	8	8	8	100	8	8	46	46	46	46	46	46	20	20	20	20	20
61	<b>3</b>	61	20	20	20	20	20	20	20	20	20	20	20	20	20	8	100	100	100	100	100	61	61	20	61	61	61	61	61
46	<b>4</b>	46	61	61	61	61	61	61	61	61	61	61	61	61	100	61	61	61	61	61	61	20	20	61	46	46	46	46	46
100	<b>5</b>	100	100	100	100	100	100	100	100	100	100	100	100	100	61	20	20	20	20	20	20	100	100	100	100	100	100	100	100





Hungaroring  
 Radical European Master  
 Race - 3  
 Graphic Lap Chart



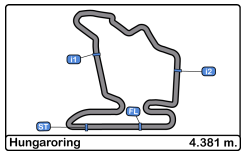


**Hungaroring**  
**Radical European Master**  
**Race - 3**  
**Pit Stop Analysis**



Nr.	In Day Time	Entrant/Team	Nat	Driver 1	Nat	Driver 2	Nat	Vehicle	Cat	In Time	Stop N°	Pit Time	Handicap	Penalty
8	16:21:22.792	RAW Motorsport		<u>Louis Hamilton-Smith</u>	GBR	Theodor Olsen	NOR	Radical SR8	Masters	23:20.078	1	1:51.643	1:46	
20	16:21:24.243	Radical Works Team		<u>Mark Crader</u>	GBR	Stuart Moseley	GBR	Radical SR8	Masters	23:21.529	1	2:23.874	2:16	
61	16:21:32.223	Radical Works Team		Morten Dons	DEN	<u>Manhal Allos</u>	GBR	Radical SR8	Masters	23:29.509	1	2:08.602	2:06	
100	16:23:21.193	Radical Works Team		Alex Mortimer	GBR			Radical SR8	Masters	25:18.478	1	2:01.243	2:16	-14.757
46	16:26:45.609	RAW Motorsport		Andrew Fergusson	GBR	<u>Jeremy Fergusson</u>	GBR	Radical SR8	Masters	28:42.895	1	1:51.593	1:46	
100	16:37:52.457	Radical Works Team		Alex Mortimer	GBR			Radical SR8	Masters	39:49.743	2	47.094	2:16	-28.906

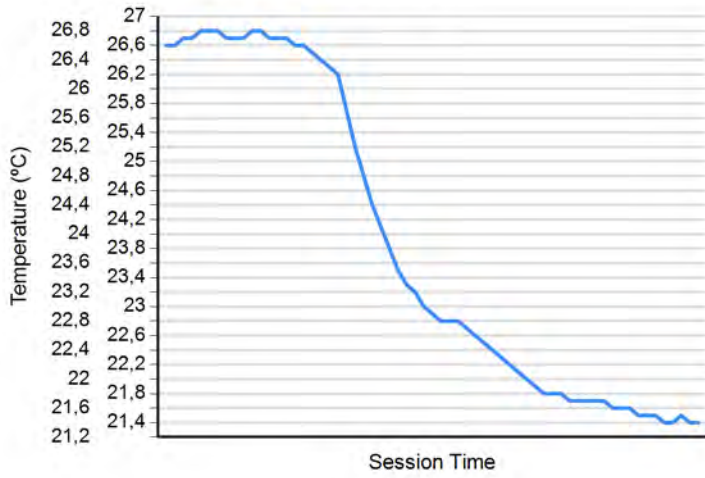




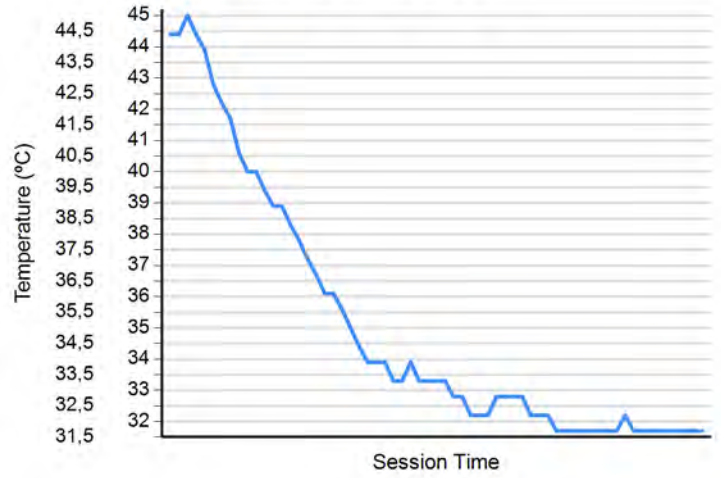
**Hungaroring**  
**Radical European Master**  
**Race - 3**  
**Weather Report**



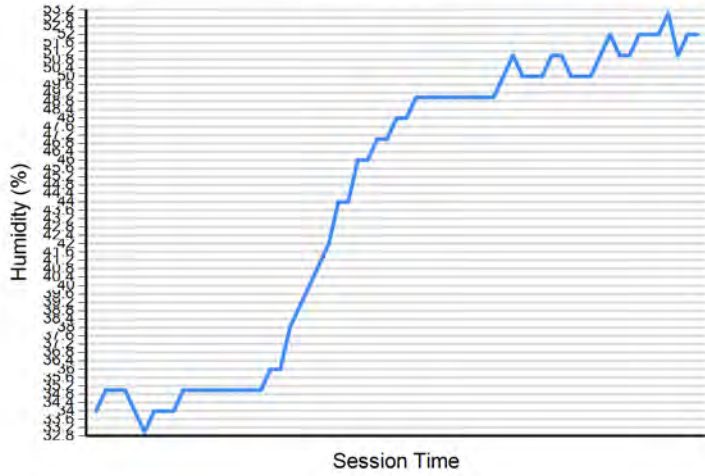
**Air Temperature**



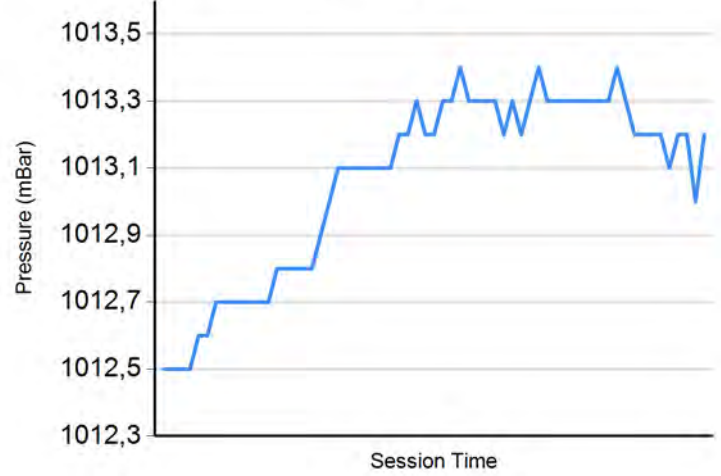
**Track Temperature**



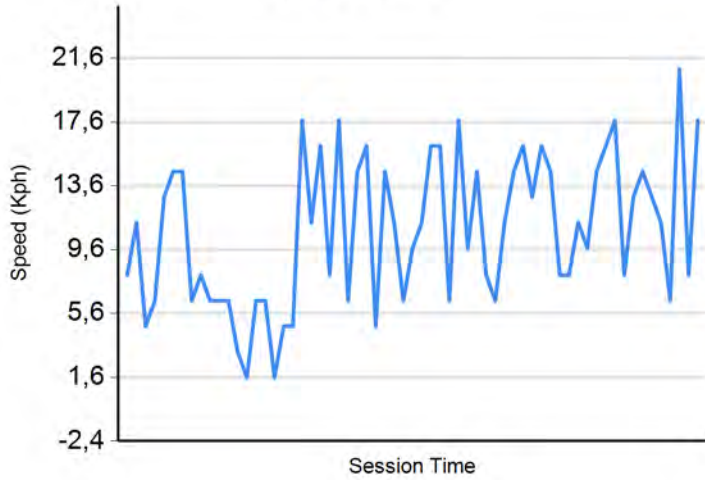
**Humidity**



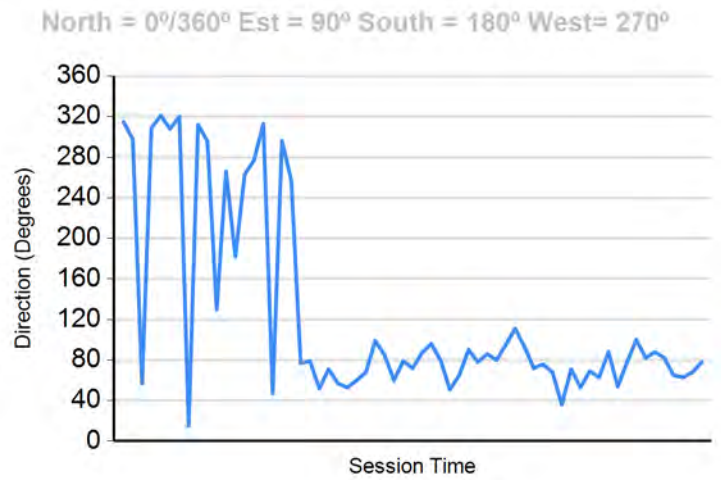
**Pressure**

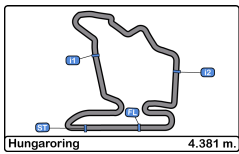


**Wind Speed**



**Wind direction**





**Hungaroring**  
**Radical European Master**  
**Race - 3**  
**Final Results**




Cls	Nº	Entrant/Team	Nat	Driver 1	Nat	Driver 2	Nat	Vehicle	Cat	Cl	Laps	Total Time	Gap	Interval	Km/h	Best	Time	Km/h
1	8	RAW Motorsport		<u>Louis Hamilton-Smith</u>	GBR	Theodor Olsen	NOR	Radical SR8	Masters	1	27	<b>50:00.895</b>			141.9	21	1:45.939	148.8
2	20	Radical Works Team		<u>Mark Crader</u>	GBR	Stuart Moseley	GBR	Radical SR8	Masters	2	27	<b>50:15.104</b>	14.209	14.209	141.2	27	1:44.267	151.2
3	61	Radical Works Team		Morten Dons	DEN	<u>Manhal Allos</u>	GBR	Radical SR8	Masters	3	27	<b>50:18.591</b>	17.696	3.487	141.0	16	1:45.059	150.1
4	46	RAW Motorsport		Andrew Fergusson	GBR	<u>Jeremy Fergusson</u>	GBR	Radical SR8	Masters	4	27	<b>50:33.902</b>	33.007	15.311	140.3	8	1:46.462	148.1
5	100	Radical Works Team		Alex Mortimer	GBR			Radical SR8	Masters	5	26	<b>49:52.217</b>	1 Lap	1 Lap	137.0	19	1:44.164	151.4

Fastest lap Alex Mortimer in 1:44.164 at 151.4 Km/h in lap 19

Published at:.....

Track Temp: 31.7 °C    Air Temp: 21.4 °C    Humidity: 52 %    Track Status: DRY

<b>Stewards:</b>	<b>Race Director:</b>	<b>Timekeeper:</b> 
------------------	-----------------------	--

