

Circuito de Estoril
Radical European Master
Race - 3
Provisional Results



Cls	Nº	Entrant/Team	Driver 1	Nat	Driver 2	Nat	Vehicle	Cat	Cl	Laps	Total Time	Gap	Interval	Km/h	Best	Time	Km/h
1	20	Radical Works Team	<u>Mark Crader</u>	GBR	Stuart Moseley	GBR	Radical SR8	Masters	1	29	51:43.898			140.6	21	1:39.997	150.5
2	52	Radical Works Team	<u>Morten Dons</u>	DEN	John Harrison	GBR	Radical SR8	Masters	2	29	51:45.570	1.672	1.672	140.5	6	1:40.156	150.3
3	46	RAW Motorsport	<u>Andrew Fergusson</u>	GBR	Jeremy Fergusson	GBR	Radical SR8	Masters	3	29	51:50.298	6.400	4.728	140.3	17	1:42.296	147.1
4	27	Valour	Mike Cantillon	IRE			Radical SR8	Masters	4	29	51:54.770	10.872	4.472	140.1	10	1:41.990	147.6
5	8	RAW Motorsport	Louis Hamilton-Smith	GBR	<u>Theodor Olsen</u>	NOR	Radical SR8	Masters	5	29	52:02.564	18.666	7.794	139.8	7	1:41.133	148.8
6	61	Radical Works Team	Manhal Allos	GBR			Radical SR8	Masters	6	29	52:10.776	26.878	8.212	139.4	8	1:42.106	147.4
7	24	Radical Works Team	Peter Brookes	GBR			Radical SR3 RSX	Supersp	1	28	52:19.676	1 Lap	1 Lap	134.2	7	1:47.462	140.0
8	14	RAW Motorsport	John MacLeod	GBR			Radical SR3 RSX	Supersp	2	28	52:28.370	1 Lap	8.694	133.8	10	1:46.641	141.1
9	48	RAW Motorsport	Brian Harvey	GBR			Radical SR3 RSX	Supersp	3	28	52:45.158	1 Lap	16.788	133.1	27	1:46.630	141.1
Not classified: (Requirements: 90% of number laps of leader = 27 Laps)																	
	99	Valour	<u>Jamie Constable</u>	GBR	Jonathan Kennard	GBR	Radical SR8	Masters	7	11	18:54.972	18 Laps	17 Laps	145.9	5	1:41.859	147.8

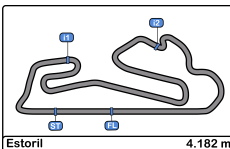
Fastest lap Crader - Moseley in 1:39.997 at 150.6 Km/h in lap 21

Published at:.....

Track Temp: **25.0 °C** Air Temp: **16.9 °C** Humidity: **70 %** Track Status: **DRY**

Stewards:	Race Director:	Timekeeper: 
------------------	-----------------------	---





Circuito de Estoril
Radical European Master
Race - 3
Provisional Results by Class



Cls	Nº	Entrant/Team	Driver 1	Nat	Driver 2	Nat	Vehicle	Cat	Cl	Laps	Total Time	Gap	Interval	Km/h	Best	Time	Km/h
Masters																	
1	20	Radical Works Team	<u>Mark Crader</u>	GBR	Stuart Moseley	GBR	Radical SR8	Masters	1	29	51:43.898			140.6	21	1:39.997	150.5
2	52	Radical Works Team	<u>Morten Dons</u>	DEN	John Harrison	GBR	Radical SR8	Masters	2	29	51:45.570	1.672	1.672	140.5	6	1:40.156	150.3
3	46	RAW Motorsport	<u>Andrew Fergusson</u>	GBR	Jeremy Fergusson	GBR	Radical SR8	Masters	3	29	51:50.298	6.400	4.728	140.3	17	1:42.296	147.1
4	27	Valour	Mike Cantillon	IRE			Radical SR8	Masters	4	29	51:54.770	10.872	4.472	140.1	10	1:41.990	147.6
5	8	RAW Motorsport	Louis Hamilton-Smith	GBR	<u>Theodor Olsen</u>	NOR	Radical SR8	Masters	5	29	52:02.564	18.666	7.794	139.8	7	1:41.133	148.8
6	61	Radical Works Team	Manhal Allos	GBR			Radical SR8	Masters	6	29	52:10.776	26.878	8.212	139.4	8	1:42.106	147.4
Not classified: (Requirements: 90% of number laps of leader = 27 Laps)																	
99	Valour	<u>Jamie Constable</u>	GBR	Jonathan Kennard	GBR	Radical SR8	Masters	7	11	18:54.972	18 Laps	18 Laps	145.9	5	1:41.859	147.8	
Supersport																	
1	24	Radical Works Team	Peter Brookes	GBR			Radical SR3 RSX	Supersp	1	28	52:19.676			134.2	7	1:47.462	140.0
2	14	RAW Motorsport	John MacLeod	GBR			Radical SR3 RSX	Supersp	2	28	52:28.370	1 Lap	8.694	133.8	10	1:46.641	141.1
3	48	RAW Motorsport	Brian Harvey	GBR			Radical SR3 RSX	Supersp	3	28	52:45.158	1 Lap	16.788	133.1	27	1:46.630	141.1

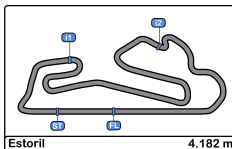
Fastest lap Crader - Moseley in 1:39.997 at 150.6 Km/h in lap 21

Published at:.....

Track Temp: **25.0 °C** Air Temp: **16.9 °C** Humidity: **70 %** Track Status: **DRY**

Stewards:	Race Director:	Timekeeper: 
------------------	-----------------------	---





Circuito de Estoril
Radical European Master

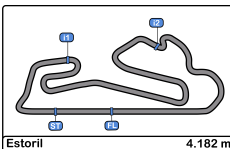
Race - 3

Provisional Classification by Driver Fastest Lap



Clas	Nº	Entrant/Team	Vehicle	Driver	Nat	Cat	Clas	Laps	Best	Time	Gap	Interval	Km/h
1	20	Radical Works Team	Radical SR8	Stuart Moseley	GBR	Masters	1	15	7	1:39.997			150.5
2	52	Radical Works Team	Radical SR8	Morten Dons	DEN	Masters	2	17	6	1:40.156	0.159	0.159	150.3
3	8	RAW Motorsport	Radical SR8	Theodor Olsen	NOR	Masters	3	15	7	1:41.133	1.136	0.977	148.8
4	99	Valour	Radical SR8	Jamie Constable	GBR	Masters	4	11	5	1:41.859	1.862	0.726	147.8
5	27	Valour	Radical SR8	Mike Cantillon	IRE	Masters	5	29	10	1:41.990	1.993	0.131	147.6
6	61	Radical Works Team	Radical SR8	Manhal Allos	GBR	Masters	6	29	8	1:42.106	2.109	0.116	147.4
7	20	Radical Works Team	Radical SR8	Mark Crader	GBR	Masters	7	14	10	1:42.214	2.217	0.108	147.2
8	46	RAW Motorsport	Radical SR8	Jeremy Fergusson	GBR	Masters	8	15	3	1:42.296	2.299	0.082	147.1
9	46	RAW Motorsport	Radical SR8	Andrew Fergusson	GBR	Masters	9	14	4	1:42.544	2.547	0.248	146.8
10	52	Radical Works Team	Radical SR8	John Harrison	GBR	Masters	10	12	12	1:42.863	2.866	0.319	146.3
11	8	RAW Motorsport	Radical SR8	Louis Hamilton-Smith	GBR	Masters	11	14	7	1:42.994	2.997	0.131	146.1
12	48	RAW Motorsport	Radical SR3 RSX	Brian Harvey	GBR	Supersp	1	28	27	1:46.630	6.633	3.636	141.1
13	14	RAW Motorsport	Radical SR3 RSX	John MacLeod	GBR	Supersp	2	28	10	1:46.641	6.644	0.011	141.1
14	24	Radical Works Team	Radical SR3 RSX	Peter Brookes	GBR	Supersp	3	28	7	1:47.462	7.465	0.821	140.0



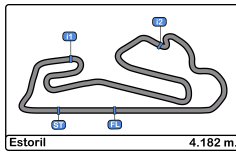


Circuito de Estoril
Radical European Master
Race - 3
Distance and Speed Average



Cls	Nº	Entrant/Team	Driver 1	Nat	Driver 2	Nat	Vehicle	Cat	Cls	Laps	Distance	Total Time	Km/h
1	20	Radical Works Team	<u>Mark Crader</u>	GBR	Stuart Moseley	GBR	Radical SR8	Masters	1	29	121.27	51:43.898	140.6
2	52	Radical Works Team	<u>Morten Dons</u>	DEN	John Harrison	GBR	Radical SR8	Masters	2	29	121.27	51:45.570	140.5
3	46	RAW Motorsport	<u>Andrew Fergusson</u>	GBR	Jeremy Fergusson	GBR	Radical SR8	Masters	3	29	121.27	51:50.298	140.3
4	27	Valour	Mike Cantillon	IRE			Radical SR8	Masters	4	29	121.27	51:54.770	140.1
5	8	RAW Motorsport	Louis Hamilton-Smith	GBR	<u>Theodor Olsen</u>	NOR	Radical SR8	Masters	5	29	121.27	52:02.564	139.8
6	61	Radical Works Team	Manhal Allos	GBR			Radical SR8	Masters	6	29	121.27	52:10.776	139.4
7	24	Radical Works Team	Peter Brookes	GBR			Radical SR3 RSX	Supersp	1	28	117.09	52:19.676	134.2
8	14	RAW Motorsport	John MacLeod	GBR			Radical SR3 RSX	Supersp	2	28	117.09	52:28.370	133.8
9	48	RAW Motorsport	Brian Harvey	GBR			Radical SR3 RSX	Supersp	3	28	117.09	52:45.158	133.1
Not classified: (Requirements: 90% of number laps of leader = 27 Laps)													
	99	Valour	<u>Jamie Constable</u>	GBR	Jonathan Kennard	GBR	Radical SR8	Masters	7	11	46.00	18:54.972	145.9





Circuito de Estoril
Radical European Master
Race - 3
Lap Analysis

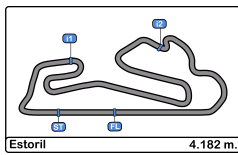


8	1	Louis Hamilton-Smith	Masters	Radical SR8	21	1:49.096	22.421	52.084	34.591	217.7	39:39.573
	2	Theodor Olsen		RAW Motorsport	22	1:50.597	22.925	53.131	34.541	216.0	41:30.170
					23	1:50.881	22.916	52.750	35.215	218.1	43:21.051
					24	1:51.283	22.886	53.373	35.024	216.0	45:12.334
					25	1:49.542	22.379	53.019	34.144	218.1	47:01.876
					26	1:48.890	22.456	52.503	33.931	218.6	48:50.766
					27	1:49.154	22.378	52.578	34.198	219.0	50:39.920
					28	1:48.450	22.484	52.039	33.927	218.1	52:28.370

					20	1	Mark Crader	Masters	Radical SR8				
						2	Stuart Moseley		Radical Works Team				
Lap D	Time	Sector 1	Sector 2	Sector 3	T. Spd	Elapsed	Lap D	Time	Sector 1	Sector 2	Sector 3	T. Spd	Elapsed
1	2	1:46.214	24.539	50.115	31.560	212.1	1	1:48.608	25.597	50.375	32.636	212.1	1:48.608
2	2	1:41.284	20.714	49.280	31.290	255.3	2	1:44.101	20.782	49.694	33.625	254.7	3:32.709
3	2	1:41.138	20.778	49.000	31.360	257.1	3	1:43.291	20.985	49.696	32.610	255.3	5:16.000
4	2	1:41.579	20.598	49.579	31.402	256.5	4	1:43.391	21.236	49.705	32.450	255.3	6:59.391
5	2	1:41.878	20.778	49.212	31.888	258.3	5	1:42.675	20.735	49.558	32.382	255.3	8:42.066
6	2	1:41.592	20.798	49.124	31.670	257.1	6	1:42.327	20.684	49.176	32.467	256.5	10:24.393
7	2	1:41.133	20.587	49.131	31.415	255.9	7	1:43.025	20.856	49.273	32.896	254.7	12:07.418
8	2	1:41.491	20.469	49.278	31.744	256.5	8	1:42.459	20.744	49.444	32.271	254.7	13:49.877
9	2	1:41.793	20.534	49.463	31.796	255.9	9	1:42.510	20.705	49.410	32.395	255.3	15:32.387
10	2	1:42.191	20.763	49.457	31.971	256.5	10	1:42.214	20.640	49.364	32.210	255.9	17:14.601
11	2	1:42.194	20.776	49.539	31.879	255.3	11	1:42.859	21.322	49.393	32.144	257.1	18:57.460
12	2	1:41.964	20.809	49.279	31.876	255.9	12	1:43.277	20.826	50.083	32.368	255.9	20:40.737
13	2	1:43.266	20.690	50.246	32.330	255.3	13	1:52.248 P	21.278	50.493	40.477	255.3	22:32.985
14	2	1:42.742	20.719	49.976	32.047	255.3	14	3:44.373	2:23.017	49.230	32.126		26:17.358
15	2	1:52.869 P	20.974	49.834	42.061	254.1	15	1:40.263	20.226	48.545	31.492	255.3	27:57.621
16	1	3:47.673	2:24.450	50.493	32.730		16	1:40.521	20.364	48.465	31.692	256.5	29:38.142
17	1	1:45.394	21.358	51.421	32.615	253.5	17	1:40.323	20.169	48.527	31.627	256.5	31:18.465
18	1	1:44.785	21.272	50.788	32.725	255.9	18	1:42.247	20.220	50.065	31.962	255.9	33:00.712
19	1	1:44.227	20.906	50.774	32.547	257.1	19	1:40.735	20.363	48.728	31.644	255.9	34:41.447
20	1	1:43.920	21.004	50.518	32.398	255.9	20	1:42.593	20.309	49.333	32.951	256.5	36:24.040
21	1	1:43.829	21.003	50.358	32.468	255.9	21	1:39.997	20.118	48.431	31.448	257.7	38:04.037
22	1	1:42.994	20.770	49.787	32.437	256.5	22	1:41.380	20.087	49.017	32.276	257.1	39:45.417
23	1	1:44.450	20.846	51.357	32.247	255.9	23	1:40.743	20.300	48.870	31.573	258.3	41:26.160
24	1	1:43.828	21.227	50.067	32.534	255.3	24	1:41.019	20.234	48.672	32.113	257.1	43:07.179
25	1	1:43.397	20.906	50.203	32.288	255.9	25	1:42.427	20.402	49.544	32.481	255.9	44:49.606
26	1	1:43.564	21.104	49.983	32.477	256.5	26	1:44.456	20.769	50.977	32.710	258.3	46:34.062
27	1	1:43.562	20.923	50.145	32.494	256.5	27	1:43.633	21.034	50.289	32.310	242.6	48:17.695
28	1	1:43.735	20.769	50.236	32.730	256.5	28	1:40.610	20.224	48.617	31.769	255.3	49:58.305
29	1	1:43.878	20.900	50.540	32.438	255.9	29	1:45.593	20.660	51.859	33.074	256.5	51:43.898

14	1	John MacLeod	Supersport	Radical SR3 RSX	22	1:41.380	20.087	49.017	32.276	257.1	39:45.417		
	2			RAW Motorsport	23	1:40.743	20.300	48.870	31.573	258.3	41:26.160		
					24	1:41.019	20.234	48.672	32.113	257.1	43:07.179		
					25	1:42.427	20.402	49.544	32.481	255.9	44:49.606		
					26	1:44.456	20.769	50.977	32.710	258.3	46:34.062		
					27	1:43.633	21.034	50.289	32.310	242.6	48:17.695		
					28	1:40.610	20.224	48.617	31.769	255.3	49:58.305		
					29	1:45.593	20.660	51.859	33.074	256.5	51:43.898		
					24	1	Peter Brookes	Supersport	Radical SR3 RSX				
						2			Radical Works Team				
Lap D	Time	Sector 1	Sector 2	Sector 3	T. Spd	Elapsed	Lap D	Time	Sector 1	Sector 2	Sector 3	T. Spd	Elapsed
1	1:54.601	27.297	53.189	34.115	189.8	1:54.601	1	1:55.977	28.443	53.470	34.064	185.5	1:55.977
2	1:48.538	22.754	52.240	33.544	219.0	3:43.139	2	1:48.916	22.591	52.682	33.643	218.1	3:44.893
3	1:48.166	22.382	52.171	33.613	219.9	5:31.305	3	1:49.951	23.090	53.194	33.667	215.1	5:34.844
4	1:47.946	22.322	52.208	33.416	219.0	7:19.251	4	1:49.023	22.765	52.708	33.550	213.0	7:23.867
5	1:47.353	22.363	51.879	33.111	218.6	9:06.604	5	1:47.752	22.581	51.784	33.387	216.8	9:11.619
6	1:47.289	22.309	51.484	33.496	219.0	10:53.893	6	1:48.368	22.952	52.308	33.108	216.0	10:59.987
7	1:47.200	22.254	51.664	33.282	218.1	12:41.093	7	1:47.462	22.418	52.016	33.028	217.3	12:47.449
8	1:46.867	22.130	51.523	33.214	219.0	14:27.960	8	1:47.990	22.384	51.983	33.623	217.7	14:35.439
9	1:47.036	22.137	51.603	33.296	219.9	16:14.996	9	1:48.142	22.289	52.282	33.571	217.7	16:23.581
10	1:46.641	21.924	51.513	33.204	219.0	18:01.637	10	1:48.741	22.487	52.494	33.760	216.0	18:12.322
11	1:47.021	21.913	51.564	33.544	219.5	19:48.658	11	1:49.734	22.652	53.154	33.928	216.4	20:02.056
12	1:47.800	22.024	52.287	33.489	218.1	21:36.458	12	1:49.891	22.432	53.615	33.844	215.5	21:51.947
13	1:54.615 P	22.447	52.422	39.746	218.6	23:31.073							
14	3:30.521	2:04.191	52.393	33.937		27:01.594							
15	1:48.130	22.531	52.001	33.598	218.6	28:49.724							
16	1:48.452	22.137	51.854	34.461	219.9	30:38.176							
17	1:48.348	22.627	51.908	33.813	215.5	32:26.524							
18	1:47.774	22.190	51.576	34.008	218.1	34:14.298							
19	1:47.821	22.363	51.833	33.625	219.5	36:02.119							
20	1:48.358	22.008	52.118	34.232	219.9	37:50.477							





Circuito de Estoril
Radical European Master
Race - 3
Lap Analysis



13	1:50.752	22.617	53.727	34.408	216.0	23:42.699	5	1	1:43.072	20.697	49.752	32.623	254.7	8:45.404
14	1:57.961 P	22.569	53.069	42.323	215.1	25:40.660	6	1	1:43.476	20.889	49.572	33.015	252.9	10:28.880
15	3:05.792	1:38.268	53.290	34.234		28:46.452	7	1	1:42.777	20.854	49.295	32.628	251.7	12:11.657
16	1:48.479	22.239	52.789	33.451	216.0	30:34.931	8	1	1:42.702	20.495	49.475	32.732	253.5	13:54.359
17	1:49.140	22.169	52.467	34.504	215.5	32:24.071	9	1	1:42.756	20.524	49.716	32.516	254.1	15:37.115
18	1:48.733	22.374	52.386	33.973	213.8	34:12.804	10	1	1:42.936	20.595	49.704	32.637	254.7	17:20.051
19	1:48.306	22.406	52.189	33.711	215.5	36:01.110	11	1	1:42.837	20.786	49.493	32.558	252.9	19:02.888
20	1:48.621	22.120	52.501	34.000	216.4	37:49.731	12	1	1:43.051	20.600	49.887	32.564	252.9	20:45.939
21	1:47.643	22.437	51.681	33.525	216.0	39:37.374	13	1	1:44.103	20.867	50.157	33.079	252.9	22:30.042
22	1:48.038	22.235	52.421	33.382	216.0	41:25.412	14	1	1:51.586 P	21.119	50.538	39.929	252.3	24:21.628
23	1:48.365	22.148	51.997	34.220	216.4	43:13.777	15	2	3:24.060	2:01.890	49.972	32.198		27:45.688
24	1:48.488	22.396	52.486	33.606	215.1	45:02.265	16	2	1:42.740	21.311	49.332	32.097	252.9	29:28.428
25	1:48.849	22.345	52.349	34.155	217.7	46:51.114	17	2	1:42.296	20.601	49.445	32.250	252.9	31:10.724
26	1:48.994	22.600	52.488	33.906	215.5	48:40.108	18	2	1:42.891	20.838	49.605	32.448	252.3	32:53.615
27	1:49.549	22.573	52.884	34.092	216.8	50:29.657	19	2	1:42.886	20.680	49.579	32.627	250.0	34:36.501
28	1:50.019	22.741	52.930	34.348	216.0	52:19.676	20	2	1:42.597	20.767	49.451	32.379	253.5	36:19.098

27 1 Mike Cantillon Masters Radical SR8
 2 Valour

Lap D	Time	Sector 1	Sector 2	Sector 3	T. Spd	Elapsed								
1	1:51.117	26.902	51.400	32.815	196.7	1:51.117	21	2	1:42.858	20.503	49.487	32.868	253.5	38:01.956
2	1:44.517	21.555	50.556	32.406	246.0	3:35.634	22	2	1:43.334	20.997	49.848	32.489	252.3	39:45.290
3	1:42.870	21.316	49.502	32.052	250.5	5:18.504	23	2	1:44.230	21.125	50.462	32.643	252.3	41:29.520
4	1:42.753	21.001	49.565	32.187	250.0	7:01.257	24	2	1:43.468	20.684	50.078	32.706	251.7	43:12.988
5	1:43.315	20.874	49.428	33.013	251.1	8:44.572	25	2	1:43.264	20.776	49.973	32.515	251.7	44:56.252
6	1:42.503	21.076	49.107	32.320	248.8	10:27.075	26	2	1:43.461	20.709	49.891	32.861	254.1	46:39.713
7	1:42.735	21.135	49.130	32.470	249.4	12:09.810	27	2	1:43.510	20.699	49.971	32.840	252.3	48:23.223
8	1:42.410	20.775	49.272	32.363	250.0	13:52.220	28	2	1:43.718	20.620	49.978	33.120	252.3	50:06.941
9	1:42.308	20.676	49.332	32.300	248.8	15:34.528	29	2	1:43.357	20.678	50.129	32.550	251.7	51:50.298

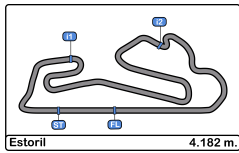
48 1 Brian Harvey Supersport Radical SR3 RSX
 2 RAW Motorsport

Lap D	Time	Sector 1	Sector 2	Sector 3	T. Spd	Elapsed								
1	1:41.990	20.669	49.243	32.078	246.0	17:16.518	21	1	1:55.289	27.670	53.338	34.281	187.1	1:55.289
2	1:42.865	21.008	49.617	32.240	246.0	18:59.383	22	1	1:49.414	22.577	52.295	34.542	218.6	3:44.703
3	1:43.386	20.988	49.646	32.752	248.8	20:42.769	23	1	1:49.762	22.388	52.206	35.168	216.8	5:34.465
4	1:44.439	20.988	50.293	33.158	248.2	22:27.208	24	1	1:48.926	22.591	52.219	34.116	214.2	7:23.391
5	1:50.191 P	21.185	50.114	38.892	246.5	24:17.399	25	1	1:48.049	22.215	51.873	33.961	216.8	9:11.440
6	3:29.404	2:06.632	50.320	32.452		27:46.803	26	1	1:48.165	22.703	51.747	33.715	215.5	10:59.605
7	1:44.766	21.416	50.441	32.909	248.2	29:31.569	27	1	1:47.451	22.165	51.462	33.824	216.0	12:47.056
8	1:43.474	21.147	50.094	32.233	248.8	31:15.043	28	1	1:47.155	21.861	51.403	33.891	215.1	14:34.211
9	1:42.603	20.995	49.333	32.275	247.7	32:57.646	29	1	1:46.898	21.967	51.412	33.519	216.4	16:21.109
10	1:42.468	20.873	49.373	32.222	247.7	34:40.114	30	1	1:47.442	22.015	51.684	33.743	215.5	18:08.551
11	1:43.864	20.784	49.974	33.106	250.0	36:23.978	31	1	1:47.205	21.835	51.593	33.777	216.4	19:55.756
12	1:43.230	21.088	49.723	32.419	248.2	38:07.208	32	1	1:47.730	21.668	52.237	33.825	215.5	21:43.486
13	1:43.041	20.985	49.393	32.663	248.8	39:50.249	33	1	1:55.750 P	21.884	52.317	41.549	216.4	23:39.236
14	1:43.248	20.986	49.890	32.372	248.2	41:33.497	34	1	3:27.475	2:01.913	51.690	33.872		27:06.711
15	1:42.546	20.727	49.513	32.306	248.8	43:16.043	35	1	1:47.094	21.985	51.345	33.764	215.5	28:53.805
16	1:43.592	20.863	50.255	32.474	248.2	44:59.635	36	1	1:47.779	21.930	51.655	34.194	217.7	30:41.584
17	1:43.718	20.921	50.146	32.651	250.0	46:43.353	37	1	1:47.157	21.804	51.470	33.883	215.5	32:28.741
18	1:43.799	20.923	49.973	32.903	248.8	48:27.152	38	1	2:07.087	21.926	1:11.413	33.748	217.3	34:35.828
19	1:43.672	21.126	49.998	32.548	247.7	50:10.824	39	1	1:49.861	22.391	52.170	35.300	216.4	36:25.689
20	1:43.946	21.088	49.752	33.106	248.8	51:54.770	40	1	1:49.547	22.018	52.500	35.029	217.7	38:15.236

46 1 Andrew Fergusson Masters Radical SR8
 2 Jeremy Fergusson RAW Motorsport

Lap D	Time	Sector 1	Sector 2	Sector 3	T. Spd	Elapsed								
1	1:50.928	26.483	51.439	33.006	210.9	1:50.928	21	1	1:48.370	22.040	52.186	34.144	216.8	40:03.606
2	1:45.059	21.465	50.156	33.438	254.7	3:35.987	22	1	1:48.150	22.125	52.073	33.952	216.4	41:51.756
3	1:43.801	21.473	49.899	32.429	253.5	5:19.788	23	1	1:48.164	22.002	51.914	34.248	216.8	43:39.920
4	1:42.544	20.834	49.557	32.153	252.3	7:02.332	24	1	1:54.628	22.009	53.448	39.171	216.8	45:34.548
							25	1	1:48.966	22.077	52.259	34.630	217.3	47:23.514
							26	1	1:47.414	21.827	51.599	33.988	215.1	49:10.928
							27	1	1:46.630	21.723	51.608	33.299	216.4	50:57.558
							28	1	1:47.600	21.742	51.362	34.496	217.3	52:45.158





Circuito de Estoril
Radical European Master
Race - 3
Lap Analysis



52 1 Morten Dons Masters Radical SR8
 2 John Harrison Radical Works Team

Lap	D	Time	Sector 1	Sector 2	Sector 3	T. Spd	Elapsed
1	1	1:46.834	25.010	50.051	31.773	210.1	1:46.834
2	1	1:41.371	20.706	48.953	31.712	252.9	3:28.205
3	1	1:41.163	20.446	48.889	31.828	254.1	5:09.368
4	1	1:40.624	20.466	48.589	31.569	252.9	6:49.992
5	1	1:40.593	20.667	48.367	31.559	251.1	8:30.585
6	1	1:40.156	20.433	48.106	31.617	251.1	10:10.741
7	1	1:40.321	20.222	48.494	31.605	251.1	11:51.062
8	1	1:40.412	20.318	48.575	31.519	250.5	13:31.474
9	1	1:41.345	20.504	48.890	31.951	251.7	15:12.819
10	1	1:41.688	20.496	49.005	32.187	252.3	16:54.507
11	1	1:41.295	20.548	48.773	31.974	251.1	18:35.802
12	1	1:40.406	20.419	48.199	31.788	251.7	20:16.208
13	1	1:40.891	20.287	48.686	31.918	252.3	21:57.099
14	1	1:41.671	20.444	49.509	31.718	252.3	23:38.770
15	1	1:40.456	20.436	48.288	31.732	251.7	25:19.226
16	1	1:41.924	20.720	48.998	32.206	252.9	27:01.150
17	1	1:48.736 P	20.613	49.641	38.482	252.3	28:49.886
18	2	3:56.640	2:34.395	49.721	32.524		32:46.526
19	2	1:43.042	20.813	49.877	32.352	250.0	34:29.568
20	2	1:43.304	21.012	49.868	32.424	252.3	36:12.872
21	2	1:43.394	20.899	49.769	32.726	251.1	37:56.266
22	2	1:43.731	20.779	50.215	32.737	252.3	39:39.997
23	2	1:43.652	20.902	50.209	32.541	251.1	41:23.649
24	2	1:43.477	20.989	50.029	32.459	250.5	43:07.126
25	2	1:44.558	21.243	50.321	32.994	250.0	44:51.684
26	2	1:43.967	20.899	50.282	32.786	252.3	46:35.651
27	2	1:43.528	20.740	50.077	32.711	253.5	48:19.179
28	2	1:43.528	20.970	50.281	32.277	252.9	50:02.707
29	2	1:42.863	20.731	49.983	32.149	252.9	51:45.570

21	1:43.011	20.631	49.554	32.826	249.4	38:22.163
22	1:43.128	20.675	49.874	32.579	249.4	40:05.291
23	1:43.514	20.948	49.805	32.761	249.4	41:48.805
24	1:43.932	21.011	50.001	32.920	247.7	43:32.737
25	1:43.370	20.685	50.183	32.502	248.8	45:16.107
26	1:42.878	20.547	49.648	32.683	250.0	46:58.985
27	1:43.739	20.947	49.798	32.994	250.0	48:42.724
28	1:43.681	20.991	50.135	32.555	249.4	50:26.405
29	1:44.371	20.839	50.648	32.884	249.4	52:10.776

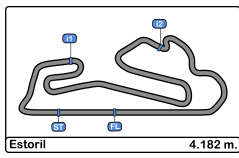
99 1 Jamie Constable Masters Radical SR8
 2 Jonathan Kennard Valour

Lap	D	Time	Sector 1	Sector 2	Sector 3	T. Spd	Elapsed
1	1	1:48.974	25.918	50.611	32.445	209.3	1:48.974
2	1	1:42.994	20.918	49.469	32.607	251.7	3:31.968
3	1	1:42.191	20.690	49.257	32.244	252.9	5:14.159
4	1	1:42.041	20.785	49.217	32.039	250.0	6:56.200
5	1	1:41.859	20.660	49.253	31.946	251.1	8:38.059
6	1	1:43.493	21.609	49.754	32.130	251.1	10:21.552
7	1	1:42.145	20.609	49.411	32.125	251.7	12:03.697
8	1	1:42.340	20.718	49.433	32.189	251.1	13:46.037
9	1	1:42.974	20.781	49.722	32.471	251.1	15:29.011
10	1	1:43.367	20.817	49.816	32.734	251.7	17:12.378
11	1	1:42.594	20.662	49.644	32.288	250.5	18:54.972
12	1		20.977			250.5	

61 1 Manhal Allos Masters Radical SR8
 2 Radical Works Team

Lap	D	Time	Sector 1	Sector 2	Sector 3	T. Spd	Elapsed
1		1:50.118	26.506	50.569	33.043	186.5	1:50.118
2		1:44.050	21.685	49.794	32.571	250.0	3:34.168
3		1:43.308	21.009	49.840	32.459	251.7	5:17.476
4		1:43.277	21.190	49.751	32.336	250.0	7:00.753
5		1:43.183	20.706	49.685	32.792	249.4	8:43.936
6		1:42.660	21.004	49.310	32.346	250.0	10:26.596
7		1:42.793	20.764	49.584	32.445	248.8	12:09.389
8		1:42.106	20.608	49.308	32.190	249.4	13:51.495
9		1:42.494	20.783	49.462	32.249	248.8	15:33.989
10		1:42.250	20.410	49.364	32.476	248.8	17:16.239
11		1:42.753	20.871	49.521	32.361	248.2	18:58.992
12		1:43.401	20.779	49.741	32.881	247.7	20:42.393
13		1:51.483 P	20.911	50.292	40.280	248.2	22:33.876
14		3:44.745	2:22.781	49.435	32.529		26:18.621
15		1:44.810	21.829	50.219	32.762	248.8	28:03.431
16		1:42.956	21.047	49.506	32.403	248.2	29:46.387
17		1:42.949	20.888	49.627	32.434	248.8	31:29.336
18		1:43.252	20.909	49.833	32.510	248.2	33:12.588
19		1:43.411	20.962	49.446	33.003	249.4	34:55.999
20		1:43.153	20.662	49.836	32.655	250.5	36:39.152





Circuito de Estoril
Radical European Master
Race - 3
Analysis by Lap



Num	Lap Time	Gap
-----	----------	-----

Lap 1

8	1:46.214	
52	1:46.834	00.620
20	1:48.608	02.394
99	1:48.974	02.760
61	1:50.118	03.904
46	1:50.928	04.714
27	1:51.117	04.903
14	1:54.601	08.387
48	1:55.289	09.075
24	1:55.977	09.763

Num	Lap Time	Gap
-----	----------	-----

Lap 2

8	1:41.284	
52	1:41.371	00.707
99	1:42.994	04.470
20	1:44.101	05.211
61	1:44.050	06.670
27	1:44.517	08.136
46	1:45.059	08.489
14	1:48.538	15.641
48	1:49.414	17.205
24	1:48.916	17.395

Num	Lap Time	Gap
-----	----------	-----

Lap 3

8	1:41.138	
52	1:41.163	00.732
99	1:42.191	05.523
20	1:43.291	07.364
61	1:43.308	08.840
27	1:42.870	09.868
46	1:43.801	11.152
14	1:48.166	22.669
48	1:49.762	25.829
24	1:49.951	26.208

Num	Lap Time	Gap
-----	----------	-----

Lap 4

52	1:40.624	
8	1:41.579	00.223

99	1:42.041	06.208
20	1:43.391	09.399
61	1:43.277	10.761
27	1:42.753	11.265
46	1:42.544	12.340
14	1:47.946	29.259
48	1:48.926	33.399
24	1:49.023	33.875

Num	Lap Time	Gap
-----	----------	-----

52	1:40.593	
8	1:41.878	01.508
99	1:41.859	07.474
20	1:42.675	11.481
61	1:43.183	13.351
27	1:43.315	13.987
46	1:43.072	14.819
14	1:47.353	36.019
48	1:48.049	40.855
24	1:47.752	41.034

Num	Lap Time	Gap
-----	----------	-----

Lap 5

52	1:40.156	
8	1:41.592	02.944
99	1:43.493	10.811
20	1:42.327	13.652
61	1:42.660	15.855
27	1:42.503	16.334
46	1:43.476	18.139
14	1:47.289	43.152
48	1:48.165	48.864
24	1:48.368	49.246

Num	Lap Time	Gap
-----	----------	-----

Lap 6

52	1:40.321	
8	1:41.133	03.756
99	1:42.145	12.635
20	1:43.025	16.356
61	1:42.793	18.327
27	1:42.735	18.748

Num	Lap Time	Gap
-----	----------	-----

Lap 7

52	1:40.321	
8	1:41.133	03.756
99	1:42.145	12.635
20	1:43.025	16.356
61	1:42.793	18.327
27	1:42.735	18.748

46	1:42.777	20.595
14	1:47.200	50.031
48	1:47.451	55.994
24	1:47.462	56.387

Num	Lap Time	Gap
-----	----------	-----

52	1:40.412	
8	1:41.491	04.835
99	1:42.340	14.563
20	1:42.459	18.403
61	1:42.106	20.021
27	1:42.410	20.746
46	1:42.702	22.885
14	1:46.867	56.486
48	1:47.155	1:02.737
24	1:47.990	1:03.965

Num	Lap Time	Gap
-----	----------	-----

Lap 8

52	1:41.345	
8	1:41.793	05.283
99	1:42.974	16.192
20	1:42.510	19.568
61	1:42.494	21.170
27	1:42.308	21.709
46	1:42.756	24.296
14	1:47.036	1:02.177
48	1:46.898	1:08.290
24	1:48.142	1:10.762

Num	Lap Time	Gap
-----	----------	-----

Lap 9

52	1:41.688	
8	1:42.191	05.786
99	1:43.367	17.871
20	1:42.214	20.094
61	1:42.250	21.732
27	1:41.990	22.011
46	1:42.936	25.544
14	1:46.641	1:07.130
48	1:47.442	1:14.044
24	1:48.741	1:17.815

Num	Lap Time	Gap
-----	----------	-----

Lap 10

52	1:41.671	
48	1:55.750	1 Lap
24	1:50.752	1 Lap
8	1:42.742	11.689
27	1:50.191	38.629
46	1:51.586	42.858

Num	Lap Time	Gap
-----	----------	-----

Lap 11

52	1:41.295	
8	1:42.194	06.685
99	1:42.594	19.170
20	1:42.859	21.658
61	1:42.753	23.190
27	1:42.865	23.581
46	1:42.837	27.086
14	1:47.021	1:12.856
48	1:47.205	1:19.954
24	1:49.734	1:26.254

Num	Lap Time	Gap
-----	----------	-----

Lap 12

52	1:40.406	
8	1:41.964	08.243
20	1:43.277	24.529
61	1:43.401	26.185
27	1:43.386	26.561
46	1:43.051	29.731
14	1:47.800	1:20.250
48	1:47.730	1:27.278
24	1:49.891	1:35.739

Num	Lap Time	Gap
-----	----------	-----

Lap 13

52	1:40.891	
8	1:43.266	10.618
27	1:44.439	30.109
46	1:44.103	32.943
20	1:52.248	35.886
61	1:51.483	36.777
14	1:54.615	1:33.974

Num	Lap Time	Gap
-----	----------	-----

Lap 14

52	1:41.671	
48	1:55.750	1 Lap
24	1:50.752	1 Lap
8	1:42.742	11.689
27	1:50.191	38.629
46	1:51.586	42.858

Num	Lap Time	Gap
-----	----------	-----

Lap 15

52	1:40.456	
24	1:57.961	1 Lap
8	1:52.869	24.102
20	3:44.373	1 Lap
61	3:44.745	1 Lap

Num	Lap Time	Gap
-----	----------	-----

Lap 16

52	1:41.924	
14	3:30.521	2 Laps
48	3:27.475	2 Laps
46	3:24.060	1 Lap
27	3:29.404	1 Lap
20	1:40.263	1 Lap
61	1:44.810	1 Lap
24	3:05.792	1 Lap
14	1:48.130	1 Lap

Num	Lap Time	Gap
-----	----------	-----

Lap 17

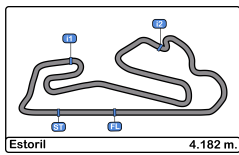
52	1:48.736	
48	1:47.094	2 Laps
46	1:42.740	1 Lap
8	3:47.673	1 Lap
27	1:44.766	1 Lap
20	1:40.521	1 Lap
61	1:42.956	1 Lap
24	1:48.479	1 Lap
14	1:48.452	1 Lap
48	1:47.779	1 Lap

46	1:42.296	2:20.838
27	1:43.474	2:25.157
8	1:45.394	2:26.509
20	1:40.323	2:28.579
61	1:42.949	2:39.450
24	1:49.140	3:34.185
14	1:48.348	3:36.638
48	1:47.157	3:38.855

Num	Lap Time	Gap
-----	----------	-----

Lap 18



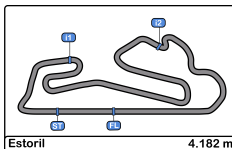


Circuito de Estoril
Radical European Master
Race - 3
Analysis by Lap



Num	Lap Time	Gap	Num	Lap Time	Gap	Num	Lap Time	Gap			
52	3:56.640		14	1:49.096	1:43.307	14	1:51.283	1 Lap	46	1:43.357	06.400
46	1:42.891	07.089	Lap 22			61	1:43.370	26.501	27	1:43.946	10.872
27	1:42.603	11.120	52	1:43.731		48	1:54.628	1 Lap	8	1:43.878	18.666
20	1:42.247	14.186	Lap 26			Num Lap Time Gap			61	1:44.371	26.878
8	1:44.785	14.654	46	1:43.334	05.293	20	1:44.456		24	1:50.019	1 Lap
61	1:43.252	26.062	20	1:41.380	05.420	52	1:43.967	01.589	14	1:48.450	1 Lap
24	1:48.733	1:26.278	27	1:43.041	10.252	46	1:43.461	05.651	48	1:47.600	1 Lap
14	1:47.774	1:27.772	8	1:42.994	16.153	27	1:43.718	09.291	Num Lap Time Gap		
Lap 19			48	1:48.370	1 Lap	24	1:48.849	1 Lap	Lap 27		
52	1:43.042		61	1:43.128	25.294	8	1:43.564	17.327	20	1:43.633	
48	2:07.087	1 Lap	Lap 23			61	1:42.878	24.923	52	1:43.528	01.484
46	1:42.886	06.933	52	1:43.652		14	1:49.542	1 Lap	46	1:43.510	05.528
27	1:42.468	10.546	24	1:48.038	1 Lap	48	1:48.966	1 Lap	27	1:43.799	09.457
20	1:40.735	11.879	20	1:40.743	02.511	Num Lap Time Gap			8	1:43.562	17.256
8	1:44.227	15.839	46	1:44.230	05.871	Lap 27			24	1:48.994	1 Lap
61	1:43.411	26.431	14	1:50.597	1 Lap	20	1:43.633		61	1:43.739	25.029
24	1:48.306	1:31.542	27	1:43.248	09.848	52	1:43.528	01.484	14	1:48.890	1 Lap
14	1:47.821	1:32.551	8	1:44.450	16.951	46	1:43.510	05.528	48	1:47.414	1 Lap
Num Lap Time Gap			61	1:43.514	25.156	27	1:43.799	09.457	Num Lap Time Gap		
Lap 20			48	1:48.150	1 Lap	8	1:43.562	17.256	24	1:48.994	1 Lap
52	1:43.304		Num Lap Time Gap			24	1:48.994	1 Lap	61	1:43.739	25.029
46	1:42.597	06.226	Lap 24			14	1:48.890	1 Lap	52	1:43.528	04.402
27	1:43.864	11.106	52	1:43.477		48	1:47.414	1 Lap	46	1:43.718	08.636
20	1:42.593	11.168	20	1:41.019	00.053	Num Lap Time Gap			27	1:43.672	12.519
48	1:49.861	1 Lap	46	1:43.468	05.862	Lap 28			8	1:43.735	20.381
8	1:43.920	16.455	24	1:48.365	1 Lap	20	1:40.610		61	1:43.681	28.100
61	1:43.153	26.280	27	1:42.546	08.917	52	1:43.528	04.402	24	1:49.549	1 Lap
24	1:48.621	1:36.859	14	1:50.881	1 Lap	46	1:43.718	08.636	14	1:49.154	1 Lap
14	1:48.358	1:37.605	8	1:43.828	17.302	27	1:43.672	12.519	48	1:46.630	1 Lap
Num Lap Time Gap			61	1:43.932	25.611	8	1:43.735	20.381	Num Lap Time Gap		
Lap 21			48	1:48.164	1 Lap	24	1:49.549	1 Lap	Lap 29		
52	1:43.394		Num Lap Time Gap			14	1:49.154	1 Lap	20	1:45.593	
46	1:42.858	05.690	Lap 25			48	1:46.630	1 Lap	52	1:42.863	01.672
20	1:39.997	07.771	20	1:42.427		Num Lap Time Gap			Lap 29		
27	1:43.230	10.942	52	1:44.558	02.078	Lap 29			Num Lap Time Gap		
8	1:43.829	16.890	46	1:43.264	06.646	Lap 29			Lap 29		
48	1:49.547	1 Lap	27	1:43.592	10.029	Lap 29			Lap 29		
61	1:43.011	25.897	24	1:48.488	1 Lap	Lap 29			Lap 29		
24	1:47.643	1:41.108	8	1:43.397	18.219	Lap 29			Lap 29		



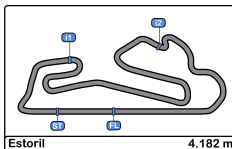


Circuito de Estoril
Radical European Master
Race - 3
Best Sectors Results



Sector - 1				Sector - 2				Sector - 3				Ideal Lap vs Best Lap				
Clas	Nº	Driver	Time	Nº	Driver	Time	Nº	Driver	Time	Clas	Nº	Driver	Ideal Lap	Best Lap	Clas	
1	20	Crader - Moseley	20.087	52	Dons - Harrison	48.106	8	Hamilton-Smith - Olsen	31.290	1	52	Dons - Harrison	1:39.847	1:40.156	2	
2	52	Dons - Harrison	20.222	20	Crader - Moseley	48.431	20	Crader - Moseley	31.448	2	20	Crader - Moseley	1:39.966	1:39.997	1	
3	61	Manhal Allos	20.410	8	Hamilton-Smith - Olsen	49.000	52	Dons - Harrison	31.519	3	8	Hamilton-Smith - Olsen	1:40.759	1:41.133	3	
4	8	Hamilton-Smith - Olsen	20.469	27	Mike Cantillon	49.107	99	Constable - Kennard	31.946	4	99	Constable - Kennard	1:41.772	1:41.859	4	
5	46	Fergusson - Fergusson	20.495	99	Constable - Kennard	49.217	27	Mike Cantillon	32.052	5	27	Mike Cantillon	1:41.828	1:41.990	5	
6	99	Constable - Kennard	20.609	46	Fergusson - Fergusson	49.295	46	Fergusson - Fergusson	32.097	6	46	Fergusson - Fergusson	1:41.887	1:42.296	7	
7	27	Mike Cantillon	20.669	61	Manhal Allos	49.308	61	Manhal Allos	32.190	7	61	Manhal Allos	1:41.908	1:42.106	6	
8	48	Brian Harvey	21.668	48	Brian Harvey	51.345	24	Peter Brookes	33.028	8	48	Brian Harvey	1:46.312	1:46.630	8	
9	14	John MacLeod	21.913	14	John MacLeod	51.484	14	John MacLeod	33.111	9	14	John MacLeod	1:46.508	1:46.641	9	
10	24	Peter Brookes	22.120	24	Peter Brookes	51.681	48	Brian Harvey	33.299	10	24	Peter Brookes	1:46.829	1:47.462	10	



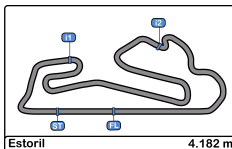


Circuito de Estoril
Radical European Master
Race - 3
Leader Sequence



Nº	Entrant/Team	Driver 1	Nat	Driver 2	Nat	Vehicle	Cat	Start Lap	End Lap	Laps	Total Laps
8	RAW Motorsport	Louis Hamilton-Smith	GBR	<u>Theodor Olsen</u>	NOR	Radical SR8	Masters	1	3	3	3
52	Radical Works Team	<u>Morten Dons</u>	DEN	John Harrison	GBR	Radical SR8	Masters	4	24	21	21
20	Radical Works Team	<u>Mark Crader</u>	GBR	Stuart Moseley	GBR	Radical SR8	Masters	25	29	5	5



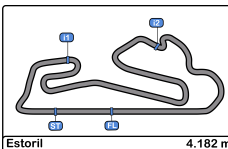


Circuito de Estoril
Radical European Master
Race - 3
Best 5 Lap Times



Cl	Nº	Entrant/Team	Driver 1	Nat	Driver 2	Nat	Vehicle	Cat	Cl	Best 1		Best 2		Best 3		Best 4		Best 5	
										Time	Lap	Time	Lap	Time	Lap	Time	Lap	Time	Lap
1	20	Radical Works Team	<u>Mark Crader</u>	GBR	Stuart Moseley	GBR	Radical SR8	Masters	1	1:39.997	21	1:40.263	15	1:40.323	17	1:40.521	16	1:40.610	28
2	52	Radical Works Team	<u>Morten Dons</u>	DEN	John Harrison	GBR	Radical SR8	Masters	2	1:40.156	6	1:40.321	7	1:40.406	12	1:40.412	8	1:40.456	15
3	8	RAW Motorsport	Louis Hamilton-Smith	GBR	<u>Theodor Olsen</u>	NOR	Radical SR8	Masters	3	1:41.133	7	1:41.138	3	1:41.284	2	1:41.491	8	1:41.579	4
4	99	Valour	<u>Jamie Constable</u>	GBR	Jonathan Kennard	GBR	Radical SR8	Masters	4	1:41.859	5	1:42.041	4	1:42.145	7	1:42.191	3	1:42.340	8
5	27	Valour	Mike Cantillon	IRE			Radical SR8	Masters	5	1:41.990	10	1:42.308	9	1:42.410	8	1:42.468	19	1:42.503	6
6	61	Radical Works Team	Manhal Allos	GBR			Radical SR8	Masters	6	1:42.106	8	1:42.250	10	1:42.494	9	1:42.660	6	1:42.753	11
7	46	RAW Motorsport	<u>Andrew Fergusson</u>	GBR	Jeremy Fergusson	GBR	Radical SR8	Masters	7	1:42.296	17	1:42.544	4	1:42.597	20	1:42.702	8	1:42.740	16
8	48	RAW Motorsport	Brian Harvey	GBR			Radical SR3 RSX	Supersp	1	1:46.630	27	1:46.898	9	1:47.094	15	1:47.155	8	1:47.157	17
9	14	RAW Motorsport	John MacLeod	GBR			Radical SR3 RSX	Supersp	2	1:46.641	10	1:46.867	8	1:47.021	11	1:47.036	9	1:47.200	7
10	24	Radical Works Team	Peter Brookes	GBR			Radical SR3 RSX	Supersp	3	1:47.462	7	1:47.643	21	1:47.752	5	1:47.990	8	1:48.038	22





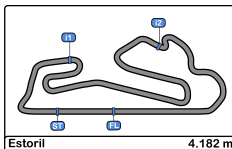
Circuito de Estoril
Radical European Master
Race - 3
Best 5 Top Speeds



Estoril 4.182 m.

Cl	Nº	Entrant/Team	Driver 1	Nat	Driver 2	Nat	Vehicle	Cat	Cl	Top 1		Top 2		Top 3		Top 4		Top 5		Avg
										Km/h	Lap	Km/h	Lap	Km/h	Lap	Km/h	Lap	Km/h	Lap	
1	8	RAW Motorsport	Louis Hamilton-Smith	GBR	<u>Theodor Olsen</u>	NOR	Radical SR8	Masters	1	258.3	5	257.1	3	257.1	6	257.1	19	256.5	4	257.2
2	20	Radical Works Team	<u>Mark Crader</u>	GBR	Stuart Moseley	GBR	Radical SR8	Masters	2	258.3	23	258.3	26	257.7	21	257.1	11	257.1	22	257.7
3	46	RAW Motorsport	<u>Andrew Fergusson</u>	GBR	Jeremy Fergusson	GBR	Radical SR8	Masters	3	254.7	2	254.7	5	254.7	10	254.1	9	254.1	26	254.4
4	52	Radical Works Team	<u>Morten Dons</u>	DEN	John Harrison	GBR	Radical SR8	Masters	4	254.1	3	253.5	27	252.9	2	252.9	4	252.9	16	253.2
5	99	Valour	<u>Jamie Constable</u>	GBR	Jonathan Kennard	GBR	Radical SR8	Masters	5	252.9	3	251.7	2	251.7	7	251.7	10	251.1	5	251.8
6	61	Radical Works Team	Manhal Allos	GBR			Radical SR8	Masters	6	251.7	3	250.5	20	250.0	2	250.0	4	250.0	6	250.4
7	27	Valour	Mike Cantillon	IRE			Radical SR8	Masters	7	251.1	5	250.5	3	250.0	4	250.0	8	250.0	20	250.3
8	14	RAW Motorsport	John MacLeod	GBR			Radical SR3 RSX	Supersp	1	219.9	3	219.9	9	219.9	16	219.9	20	219.5	11	219.8
9	48	RAW Motorsport	Brian Harvey	GBR			Radical SR3 RSX	Supersp	2	218.6	2	217.7	16	217.7	20	217.3	18	217.3	25	217.7
10	24	Radical Works Team	Peter Brookes	GBR			Radical SR3 RSX	Supersp	3	218.1	2	217.7	8	217.7	9	217.7	25	217.3	7	217.7



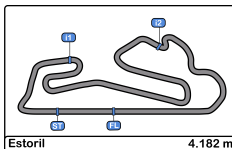


Circuito de Estoril
Radical European Master
Race - 3
Fastest Laps Sequence



Lap	Time of Day	Session Time	Nº	Entrant/Team	Driver 1	Nat	Driver 2	Nat	Vehicle	Cat	Time	Km/h
2	14:56:26.339	3:27.339	8	RAW Motorsport	Louis Hamilton-Smith	GBR	<u>Theodor Olsen</u>	NOR	Radical SR8	Masters	1:41.284	148.6
3	14:58:07.477	5:08.477	8	RAW Motorsport	Louis Hamilton-Smith	GBR	<u>Theodor Olsen</u>	NOR	Radical SR8	Masters	1:41.138	148.8
4	14:59:48.833	6:49.833	52	Radical Works Team	<u>Morten Dons</u>	DEN	John Harrison	GBR	Radical SR8	Masters	1:40.624	149.6
5	15:01:29.426	8:30.426	52	Radical Works Team	<u>Morten Dons</u>	DEN	John Harrison	GBR	Radical SR8	Masters	1:40.593	149.6
6	15:03:09.582	10:10.582	52	Radical Works Team	<u>Morten Dons</u>	DEN	John Harrison	GBR	Radical SR8	Masters	1:40.156	150.3
21	15:31:02.878	38:03.878	20	Radical Works Team	<u>Mark Crader</u>	GBR	Stuart Moseley	GBR	Radical SR8	Masters	1:39.997	150.5



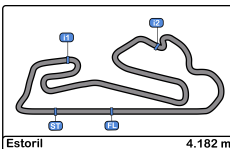


Circuito de Estoril
Radical European Master
Race - 3
Event Best Maximum Speed



Nº	Entrant/Team	Driver 1	Nat	Driver 2	Nat	Vehicle	Cat	Km/h	Session
8	RAW Motorsport	Louis Hamilton-Smith	GBR	Theodor Olsen	NOR	Radical SR8	Masters	262.7	Free Practice - 2
20	Radical Works Team	Mark Crader	GBR	Stuart Moseley	GBR	Radical SR8	Masters	260.2	Qualifying - 1
52	Radical Works Team	Morten Dons	DEN	John Harrison	GBR	Radical SR8	Masters	258.9	Free Practice - 2
46	RAW Motorsport	Andrew Fergusson	GBR	Jeremy Fergusson	GBR	Radical SR8	Masters	258.9	Free Practice - 2
99	Valour	Jamie Constable	GBR	Jonathan Kennard	GBR	Radical SR8	Masters	258.3	Free Practice - 2
61	Radical Works Team	Manhal Allos	GBR			Radical SR8	Masters	255.9	Free Practice - 2
27	Valour	Mike Cantillon	IRE			Radical SR8	Masters	254.1	Free Practice - 2
88	Radical Works Team	Manhal Allos	GBR			Radical SR8	Masters	247.7	Free Practice - 1
24	Radical Works Team	Peter Brookes	GBR			Radical SR3 RSX	Supersp	224.5	Free Practice - 2
14	RAW Motorsport	John MacLeod	GBR			Radical SR3 RSX	Supersp	224.5	Free Practice - 2
48	RAW Motorsport	Brian Harvey	GBR			Radical SR3 RSX	Supersp	224.0	Free Practice - 2



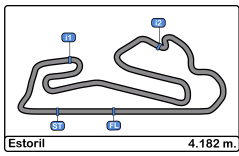


Circuito de Estoril
 Radical European Master
 Race - 3
 Lap Chart

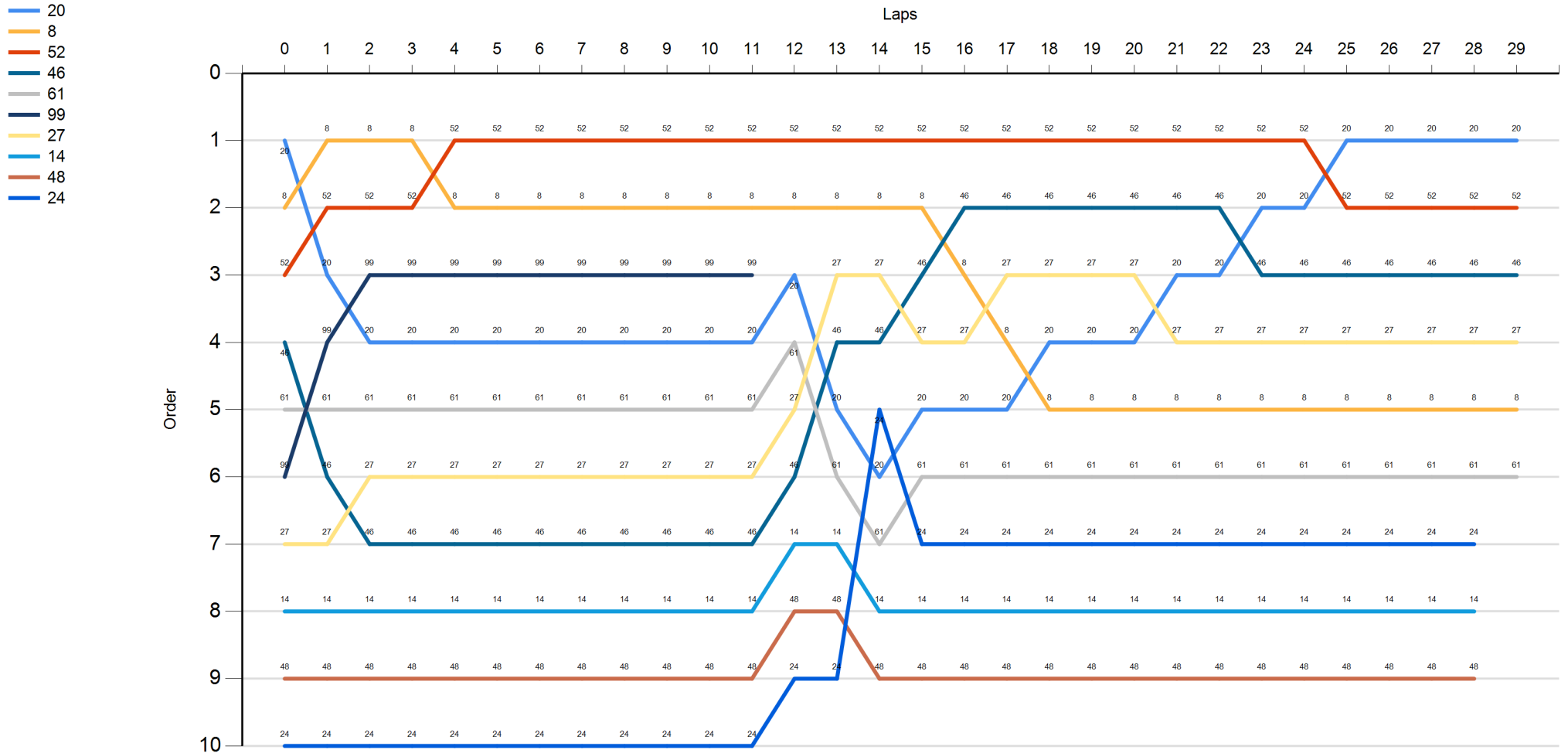


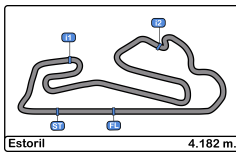
LAP																																
Nr	Pos	Gri	1	2	3	4	5	6	7	8	9	10	11	12	13	14	15	16	17	18	19	20	21	22	23	24	25	26	27	28	29	
20	1	20	8	8	8	52	52	52	52	52	52	52	52	52	52	52	52	52	52	52	52	52	52	52	52	52	20	20	20	20	20	
8	2	8	52	52	52	8	8	8	8	8	8	8	8	8	8	8	8	46	46	46	46	46	46	46	20	20	52	52	52	52	52	
52	3	52	20	99	99	99	99	99	99	99	99	99	99	20	27	27	46	8	27	27	27	27	20	20	46	46	46	46	46	46	46	
46	4	46	99	20	20	20	20	20	20	20	20	20	20	61	46	46	27	27	8	20	20	20	27	27	27	27	27	27	27	27	27	
61	5	61	61	61	61	61	61	61	61	61	61	61	61	27	20	24	20	20	20	8	8	8	8	8	8	8	8	8	8	8	8	
99	6	99	46	27	27	27	27	27	27	27	27	27	27	46	61	20	61	61	61	61	61	61	61	61	61	61	61	61	61	61	61	
27	7	27	27	46	46	46	46	46	46	46	46	46	46	14	14	61	24	24	24	24	24	24	24	24	24	24	24	24	24	24	24	
14	8	14	14	14	14	14	14	14	14	14	14	14	14	48	48	14	14	14	14	14	14	14	14	14	14	14	14	14	14	14	14	
48	9	48	48	48	48	48	48	48	48	48	48	48	48	24	24	48	48	48	48	48	48	48	48	48	48	48	48	48	48	48	48	48
24	10	24	24	24	24	24	24	24	24	24	24	24	24																			





Circuito de Estoril
 Radical European Master
 Race - 3
 Graphic Lap Chart



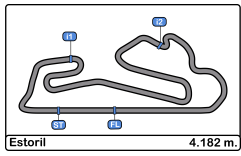


Circuito de Estoril
Radical European Master
Race - 3
Pit Stop Analysis



Nr.	In Day Time	Entrant/Team	Driver 1	Nat	Driver 2	Nat	Vehicle	Cat	In Time	Stop N°	Pit Time	Handicap	Penalty
20	15:15:28.056	Radical Works Team	<u>Mark Crader</u>	GBR	Stuart Moseley	GBR	Radical SR8	Masters	22:29.215	1	2:05.228	2:01	
61	15:15:29.001	Radical Works Team	Manhal Allos	GBR			Radical SR8	Masters	22:30.160	1	2:05.317	2:01	
14	15:16:26.122	RAW Motorsport	John MacLeod	GBR			Radical SR3 RSX	Supersp	23:27.281	1	1:46.050	1:41	
48	15:16:34.104	RAW Motorsport	Brian Harvey	GBR			Radical SR3 RSX	Supersp	23:35.263	1	1:44.497	1:41	
27	15:17:12.153	Valour	Mike Cantillon	IRE			Radical SR8	Masters	24:13.312	1	1:49.566	1:41	
46	15:17:16.158	RAW Motorsport	<u>Andrew Fergusson</u>	GBR	Jeremy Fergusson	GBR	Radical SR8	Masters	24:17.317	1	1:44.777	1:36	
24	15:18:35.069	Radical Works Team	Peter Brookes	GBR			Radical SR3 RSX	Supersp	25:36.228	1	1:19.849	1:16	
8	15:18:37.382	RAW Motorsport	Louis Hamilton-Smith	GBR	<u>Theodor Olsen</u>	NOR	Radical SR8	Masters	25:38.541	1	2:07.012	2:01	
52	15:21:45.290	Radical Works Team	<u>Morten Dons</u>	DEN	John Harrison	GBR	Radical SR8	Masters	28:46.449	1	2:15.976	1:56	

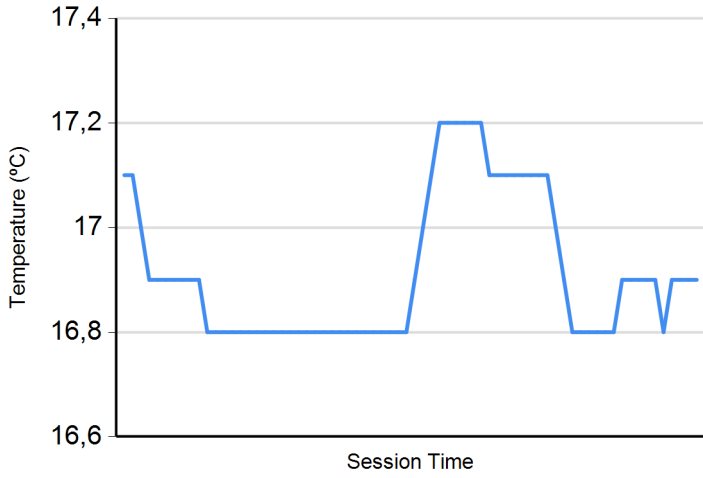




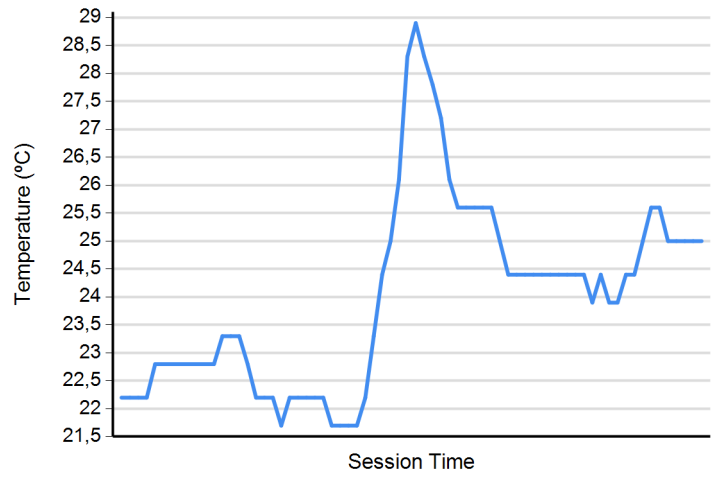
Circuito de Estoril
Radical European Master
Race - 3
Weather Report



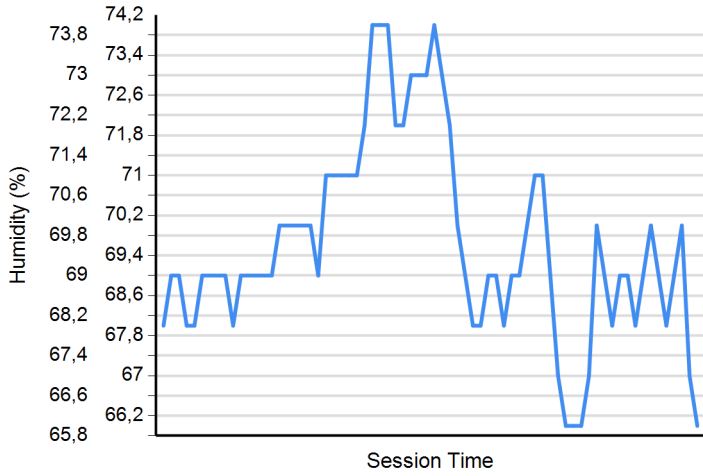
Air Temperature



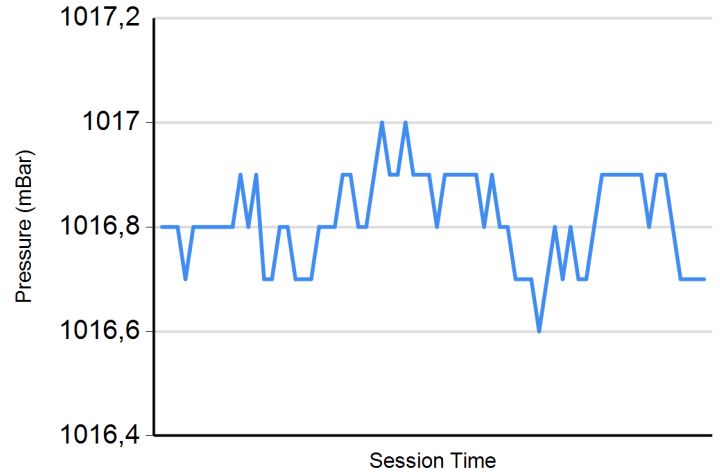
Track Temperature



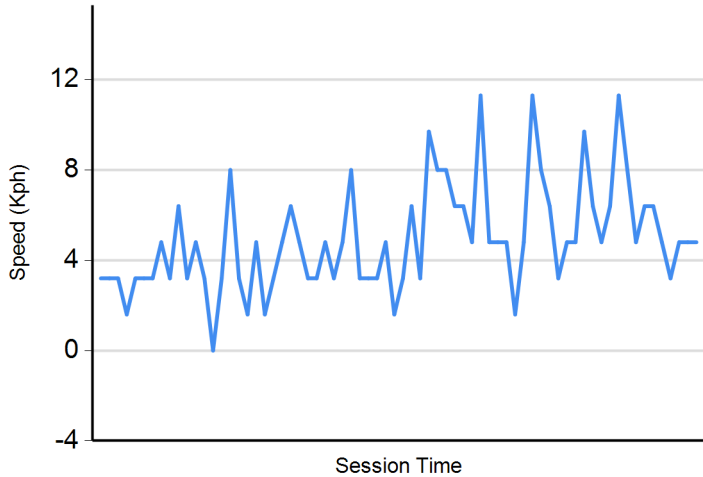
Humidity



Pressure



Wind Speed



Wind direction

North = 0°/360° Est = 90° South = 180° West = 270°

