

Red Bull Ring Circuit
On July, 4 - 5

RACE - 2 CLASSIFICATION

Clas.	Nº	Entrant	Nat.	Driver	Nat.	Vehicle	Laps	Total Time	Km/h.	Gap	Best	Time	Km/h.
1	1	BAPORO MOTORSPORT	ESP	Pol Rosell	ESP	SEAT Leon Cup Racer MK3	15	25'14.040	154.292		10	1'40.214	155.404
2	61	SEAT AUSTRIA	AUT	Mario Dablander	AUT	SEAT Leon Cup Racer MK3	15	25'18.499	153.839	4"459	4	1'40.256	155.339
3	8	WOLF-POWER RACING	RSA	Shane Anthony Williams	RSA	SEAT Leon Cup Racer MK3	15	25'19.625	153.725	5"585	4	1'40.463	155.019
4	3	JULIEN BRICHÉ	FRA	Julien Briché	FRA	SEAT Leon Cup Racer MK3	15	25'21.279	153.558	7"239	5	1'40.243	155.359
5	34	STIAN PAULSEN RACING	NOR	Stian Paulsen	NOR	SEAT Leon Cup Racer MK3	15	25'24.178	153.266	10"138	10	1'40.437	155.059
6	22	BAPORO MOTORSPORT	GBR	Alexander Morgan	GBR	SEAT Leon Cup Racer MK3	15	25'30.100	152.673	16"060	5	1'40.709	154.640
7	28	MONLAU COMPETICIÓN	ESP	Fran Rueda	ESP	SEAT Leon Cup Racer MK3	15	25'30.703	152.613	16"663	8	1'40.876	154.384
8	11	TARGET, SRL	AUT	Jürgen Schmarl	AUT	SEAT Leon Cup Racer MK3	15	25'31.226	152.561	17"186	7	1'40.965	154.248
9	2	BAPORO MOTORSPORT	PRT	Manuel Gíao	PRT	SEAT Leon Cup Racer MK3	15	25'31.403	152.543	17"363	9	1'40.627	154.766
10	33	TARGET, SRL	ESP	Jordi Oriola	ESP	SEAT Leon Cup Racer MK3	15	25'35.520	152.134	21"480	10	1'40.934	154.295
11	16	PIERRE ETIENNE CHAUMAT	FRA	Pierre Etienne Chaumat	FRA	SEAT Leon Cup Racer MK3	15	25'36.756	152.012	22"716	3	1'40.924	154.311
12	20	LOURENÇO BEIRÃO	PRT	Lourenço Beirão Da Veiga	PRT	SEAT Leon Cup Racer MK3	15	25'40.746	151.618	26"706	5	1'41.509	153.421
13	87	B3 HUNGARY KFT	HUN	Edina Bús	HUN	SEAT Leon Cup Racer MK3	15	25'41.164	151.577	27"124	8	1'40.857	154.413
14	24	TARGET, SRL	CHE	Andrina Gugger	CHE	SEAT Leon Cup Racer MK3	15	25'42.395	151.456	28"355	3	1'40.778	154.534
15	50	TARGET, SRL	NED	Loris Hezemans	NED	SEAT Leon Cup Racer MK3	15	25'42.869	151.409	28"829	5	1'40.919	154.318
16	88	FINLAY CROCKER	GBR	Finlay Crocker	GBR	SEAT Leon Cup Racer MK3	15	25'51.758	150.542	37"718	11	1'41.689	153.150
17	37	B3 HUNGARY KFT	HUN	Dominik Fekete	HUN	SEAT Leon Cup Racer MK3	15	26'08.621	148.924	54"581	4	1'42.532	151.891
18	17	LEIN RACING	SRB	Mladen Lalusic	SRB	SEAT Leon Cup Racer MK3	15	26'13.072	148.502	59"032	3	1'40.847	154.428
19	67	MARCO PELLEGRINI	ITA	Marco Pellegrini	ITA	SEAT Leon Cup Racer MK3	15	26'14.234	148.393	1'00"194	3	1'41.598	153.287
20	5	THIBAUT MOURGUES	FRA	Thibaut Mourgues	FRA	SEAT Leon Cup Racer MK3	15	26'20.463	147.808	1'06"423	6	1'40.734	154.602
21	4	MONLAU COMPETICIÓN	ESP	Jaume Font	ESP	SEAT Leon Cup Racer MK3	14	25'12.310	144.171	1 Lap.	5	1'41.094	154.051
		NOT CLASSIFIED											
22	10	TARGET, SRL	CRI	Mauricio Hernandez	CRI	SEAT Leon Cup Racer MK3	11	19'34.467	145.862	4 Lap.	3	1'41.615	153.261
23	38	GAEL CASTELLI	FRA	Gael Castelli	FRA	SEAT Leon Cup Racer MK3	9	15'43.273	148.592	6 Lap.	4	1'40.881	154.376
24	12	LEIN RACING	MNE	Dejan Bulatovic	MNE	SEAT Leon Cup Racer MK3	4	07'19.508	141.737	11 Lap.	3	1'40.674	154.694
25	6	PCR SPORT	ESP	Mikel Azcona	ESP	SEAT Leon Cup Racer MK3	4	08'27.185	122.824	11 Lap.	2	1'41.739	153.075
26	9	LUCILE CYPRIANO	FRA	Lucile Cypriano	FRA	SEAT Leon Cup Racer MK3	3	05'19.145	146.394	12 Lap.	2	1'40.954	154.265
27	77	JEAN-LAURENT NAVARRO	FRA	Jean-Laurent Navarro	FRA	SEAT Leon Cup Racer MK3	2	03'54.894	132.602	13 Lap.	1	1'53.173	137.609
28	21	MARIE BAUS-COPPENS	FRA	Marie Baus - Coppens	FRA	SEAT Leon Cup Racer MK3	2	04'41.586	110.614	13 Lap.	1	1'54.712	135.763
29	15	B3 HUNGARY KFT	HUN	Norbert Kiss	HUN	SEAT Leon Cup Racer MK3	1	03'37.283	71.675	14 Lap.	1	3'37.283	71.675
30	46	ZENGŐ MOTORSPORT KFT	HUN	Zsolt Dávid Szabó	HUN	SEAT Leon Cup Racer MK3	1	03'43.662	69.631	14 Lap.	1	3'43.662	69.631

CAR 5 has a 30 seconds penalty (Drive Through)

Fastest lap Pol Rosell 1'40.214 155.404 Km/h.

Red Bull Ring Circuit on July 05, 2015

At 11:55

RACE DIRECTOR

TIMEKEEPER



Santísima Trinidad 30 28010 MADRID
Tel y Fax 91.448.32.06
www.cronococa.com
e-mail: info@cronococa.com




Juan Bravo 17 28006 MADRID
Tel 91.432.27.50
www.gtsport.es
e-mail: info@gtsport.es

LAP ANALYSIS RACE - 2

On July, 4 - 5
Red Bull Ring Circuit

Number	8			9			10			11			12			15		
Lap	Lap Time	Partial	Speed	Lap Time	Partial	Speed	Lap Time	Partial	Speed	Lap Time	Partial	Speed	Lap Time	Partial	Speed	Lap Time	Partial	Speed
1ª - 1	0'31.309	0'31.309	204.159	0'31.623	0'31.623	206.501	0'30.402	0'30.402	206.501	0'32.584	0'32.584	206.501	0'32.778	0'32.778	202.627	0'30.910	0'30.910	200.372
1ª - 2	1'17.347	0'46.038		1'18.156	0'46.533		1'26.837	0'56.435		1'19.486	0'46.902		1'22.143	0'49.365		1'30.265	0'59.355	
1ª - 3	1'48.048	0'30.701		1'48.964	0'30.808		1'58.312	0'31.475		1'50.812	0'31.326		1'54.005	0'31.862		3'37.283	2'07.018	PIT
2ª - 1	0'25.575	0'25.575	210.938	0'25.515	0'25.515	210.527	0'25.535	0'25.535	196.364	0'25.464	0'25.464	212.599	0'25.778	0'25.778	197.803			
2ª - 2	1'09.835	0'44.260		1'10.056	0'44.541		1'13.285	0'47.750		1'09.963	0'44.499		1'11.526	0'45.748				
2ª - 3	1'40.791	0'30.956		1'40.954	0'30.898		1'45.995	0'32.710		1'41.177	0'31.214		1'42.352	0'30.826				
3ª - 1	0'25.611	0'25.611	209.709	0'25.467	0'25.467	211.351	0'25.717	0'25.717	207.693	0'25.266	0'25.266	212.599	0'25.358	0'25.358	210.117			
3ª - 2	1'09.965	0'44.354		1'09.774	0'44.307		1'10.350	0'44.633		1'09.759	0'44.493		1'09.621	0'44.263				
3ª - 3	1'40.889	0'30.924		1'49.227	0'39.453		1'41.615	0'31.265		1'41.192	0'31.433		1'40.674	0'31.053				
4ª - 1	0'25.524	0'25.524	211.765				0'26.411	0'26.411	199.631	0'25.741	0'25.741	211.765	0'25.454	0'25.454	208.495			
4ª - 2	1'09.761	0'44.237					1'11.876	0'45.465		1'10.192	0'44.451		1'13.417	0'47.963				
4ª - 3	1'40.463	0'30.702					1'43.767	0'31.891		1'41.195	0'31.003		2'02.477	0'49.060	PIT			
5ª - 1	0'25.588	0'25.588	211.351				0'26.157	0'26.157	198.896	0'25.653	0'25.653	210.117						
5ª - 2	1'09.896	0'44.308					1'11.941	0'45.784		1'10.078	0'44.425							
5ª - 3	1'40.624	0'30.728					1'43.742	0'31.801		1'41.169	0'31.091							
6ª - 1	0'25.580	0'25.580	211.351				0'26.190	0'26.190	198.166	0'25.564	0'25.564	209.709						
6ª - 2	1'09.895	0'44.315					1'11.620	0'45.430		1'10.868	0'45.304							
6ª - 3	1'40.688	0'30.793					1'43.395	0'31.775		1'41.855	0'30.987							
7ª - 1	0'25.559	0'25.559	211.765				0'26.075	0'26.075	197.441	0'25.363	0'25.363	210.527						
7ª - 2	1'09.836	0'44.277					1'11.490	0'45.415		1'09.721	0'44.358							
7ª - 3	1'40.662	0'30.826					1'43.247	0'31.757		1'40.965	0'31.244							
8ª - 1	0'25.533	0'25.533	211.351				0'26.311	0'26.311	196.722	0'25.433	0'25.433	211.765						
8ª - 2	1'09.862	0'44.329					1'12.139	0'45.828		1'09.946	0'44.513							
8ª - 3	1'40.712	0'30.850					1'43.916	0'31.777		1'41.054	0'31.108							
9ª - 1	0'25.403	0'25.403	211.765				0'26.281	0'26.281	193.549	0'25.732	0'25.732	208.898						
9ª - 2	1'09.850	0'44.447					1'12.940	0'46.659		1'10.482	0'44.750							
9ª - 3	1'40.821	0'30.971					1'46.076	0'33.136		1'41.780	0'31.298							
10ª - 1	0'25.628	0'25.628	210.938				0'26.485	0'26.485	207.693	0'25.633	0'25.633	209.709						
10ª - 2	1'10.013	0'44.385					1'11.853	0'45.368		1'10.969	0'45.336							
10ª - 3	1'40.840	0'30.827					1'43.663	0'31.810		1'42.280	0'31.311							
11ª - 1	0'25.537	0'25.537	212.181				0'29.363	0'29.363	163.885	0'25.646	0'25.646	210.527						
11ª - 2	1'09.789	0'44.252					1'20.288	0'50.925		1'10.187	0'44.541							
11ª - 3	1'40.682	0'30.893					2'00.739	0'40.451	PIT	1'41.288	0'31.101							
12ª - 1	0'25.519	0'25.519	211.351							0'25.573	0'25.573	208.898						
12ª - 2	1'09.886	0'44.367								1'10.430	0'44.857							
12ª - 3	1'40.805	0'30.919								1'41.290	0'30.860							
13ª - 1	0'25.538	0'25.538	210.527							0'25.537	0'25.537	210.527						
13ª - 2	1'10.209	0'44.671								1'10.194	0'44.657							
13ª - 3	1'41.174	0'30.965								1'41.445	0'31.251							
14ª - 1	0'25.544	0'25.544	212.181							0'25.705	0'25.705	208.093						
14ª - 2	1'10.711	0'45.167								1'10.442	0'44.737							
14ª - 3	1'41.590	0'30.879								1'41.611	0'31.169							
15ª - 1	0'25.448	0'25.448	210.938							0'25.692	0'25.692	208.898						
15ª - 2	1'09.950	0'44.502								1'10.542	0'44.850							
15ª - 3	1'40.836	0'30.886								1'42.113	0'31.571							

Ideal Lap	
0'25.403	0'25.403
1'09.640	0'44.237
1'40.341	0'30.701

Ideal Lap	
0'25.467	0'25.467
1'09.774	0'44.307
1'40.582	0'30.808

Ideal Lap	
0'25.535	0'25.535
1'10.168	0'44.633
1'41.433	0'31.265

Ideal Lap	
0'25.266	0'25.266
1'09.624	0'44.358
1'40.484	0'30.860

Ideal Lap	
0'25.358	0'25.358
1'09.621	0'44.263
1'40.447	0'30.826

Ideal Lap	
0'30.910	0'30.910
1'30.265	0'59.355
3'37.283	2'07.018

Ideal Best Lap	
0'25.229	0'25.229
1'09.047	0'43.818
1'39.745	0'30.698



RACE - 2 Sectors Results

Sector - 1			Sector - 2			Sector - 3			Ideal Lap vs Best Lap				
Ord.	Nº Driver	Time	Nº Driver	Time	Nº Driver	Time	Ord.	Nº Driver	Ideal Lap	Best Lap	Ord.		
1	22 Alexander Morgan	25.229	3 Julien Briché	43.818	1 Pol Rosell	30.698	1	1 Pol Rosell	1'39.986	1'40.214	1		
2	28 Fran Rueda	25.249	1 Pol Rosell	43.904	8 Shane Anthony Williams	30.701	2	34 Stian Paulsen	1'40.016	1'40.437	4		
3	11 Jürgen Schmarl	25.266	34 Stian Paulsen	43.988	34 Stian Paulsen	30.705	3	3 Julien Briché	1'40.048	1'40.243	2		
4	2 Manuel Giao	25.283	61 Mario Dablander	44.065	5 Thibaut Mourgues	30.782	4	61 Mario Dablander	1'40.256	1'40.256	3		
5	3 Julien Briché	25.310	24 Andrina Gugger	44.066	38 Gael Castelli	30.784	5	2 Manuel Giao	1'40.262	1'40.627	6		
6	50 Loris Hezemans	25.316	17 Mladen Lalusic	44.124	2 Manuel Giao	30.798	6	8 Shane Anthony Williams	1'40.341	1'40.463	5		
7	34 Stian Paulsen	25.323	2 Manuel Giao	44.181	9 Lucile Cypriano	30.808	7	12 Dejan Bulatovic	1'40.447	1'40.674	7		
8	61 Mario Dablander	25.350	38 Gael Castelli	44.231	12 Dejan Bulatovic	30.826	8	22 Alexander Morgan	1'40.481	1'40.709	8		
9	12 Dejan Bulatovic	25.358	87 Edina Bús	44.236	61 Mario Dablander	30.841	9	11 Jürgen Schmarl	1'40.484	1'40.965	19		
10	1 Pol Rosell	25.384	8 Shane Anthony Williams	44.237	11 Jürgen Schmarl	30.860	10	28 Fran Rueda	1'40.568	1'40.876	13		
11	33 Jordi Oriola	25.393	12 Dejan Bulatovic	44.263	16 Pierre Etienne Chaumat	30.898	11	9 Lucile Cypriano	1'40.582	1'40.954	18		
12	87 Edina Bús	25.398	50 Loris Hezemans	44.306	22 Alexander Morgan	30.914	12	5 Thibaut Mourgues	1'40.612	1'40.734	9		
13	8 Shane Anthony Williams	25.403	9 Lucile Cypriano	44.307	3 Julien Briché	30.920	13	50 Loris Hezemans	1'40.624	1'40.919	15		
14	6 Mikel Azcona	25.405	4 Jaume Font	44.322	6 Mikel Azcona	30.934	14	87 Edina Bús	1'40.630	1'40.857	12		
15	88 Finlay Crocker	25.435	28 Fran Rueda	44.329	33 Jordi Oriola	30.971	15	38 Gael Castelli	1'40.658	1'40.881	14		
16	5 Thibaut Mourgues	25.456	22 Alexander Morgan	44.338	4 Jaume Font	30.986	16	24 Andrina Gugger	1'40.763	1'40.778	10		
17	9 Lucile Cypriano	25.467	37 Dominik Fekete	44.344	28 Fran Rueda	30.990	17	4 Jaume Font	1'40.794	1'41.094	20		
18	16 Pierre Etienne Chaumat	25.471	11 Jürgen Schmarl	44.358	87 Edina Bús	30.996	18	16 Pierre Etienne Chaumat	1'40.807	1'40.924	16		
19	67 Marco Pellegrini	25.478	5 Thibaut Mourgues	44.374	50 Loris Hezemans	31.002	19	6 Mikel Azcona	1'40.823	1'41.739	25		
20	4 Jaume Font	25.486	20 Lourenço Beirão Da Veiga	44.404	20 Lourenço Beirão Da Veiga	31.068	20	17 Mladen Lalusic	1'40.825	1'40.847	11		
21	20 Lourenço Beirão Da Veiga	25.491	16 Pierre Etienne Chaumat	44.438	17 Mladen Lalusic	31.144	21	33 Jordi Oriola	1'40.826	1'40.934	17		
22	10 Mauricio Hernandez	25.535	33 Jordi Oriola	44.462	24 Andrina Gugger	31.144	22	20 Lourenço Beirão Da Veiga	1'40.963	1'41.509	21		
23	24 Andrina Gugger	25.553	6 Mikel Azcona	44.484	88 Finlay Crocker	31.149	23	88 Finlay Crocker	1'41.168	1'41.689	24		
24	17 Mladen Lalusic	25.557	67 Marco Pellegrini	44.575	67 Marco Pellegrini	31.217	24	67 Marco Pellegrini	1'41.270	1'41.598	22		
25	38 Gael Castelli	25.643	88 Finlay Crocker	44.584	10 Mauricio Hernandez	31.265	25	37 Dominik Fekete	1'41.288	1'42.532	26		
26	37 Dominik Fekete	25.656	10 Mauricio Hernandez	44.633	37 Dominik Fekete	31.288	26	10 Mauricio Hernandez	1'41.433	1'41.615	23		
27	77 Jean-Laurent Navarro	26.152	21 Marie Baus - Coppens	47.103	21 Marie Baus - Coppens	31.921	27	77 Jean-Laurent Navarro	1'45.607	1'53.173	27		
28	21 Marie Baus - Coppens	28.301	77 Jean-Laurent Navarro	47.226	77 Jean-Laurent Navarro	32.229	28	21 Marie Baus - Coppens	1'47.325	1'54.712	28		
29	15 Norbert Kiss	30.910	15 Norbert Kiss	59.355	46 Zsolt Dávid Szabó	1'20.775	29	15 Norbert Kiss	3'37.283	3'37.283	29		
30	46 Zsolt Dávid Szabó	33.276	46 Zsolt Dávid Szabó	1'49.611	15 Norbert Kiss	2'07.018	30	46 Zsolt Dávid Szabó	3'43.662	3'43.662	30		

Red Bull Ring Circuit

On July, 4 - 5

RACE - 2 MAXIMUM SPEED

Ord.	Nº	Entrant	Nat.	Driver	Nat.	Vehicle	Km/h
1	22	BAPORO MOTORSPORT	GBR	Alexander Morgan	GBR	SEAT Leon Cup Racer MK3	213.018
2	28	MONLAU COMPETICIÓN	ESP	Fran Rueda	ESP	SEAT Leon Cup Racer MK3	213.018
3	11	TARGET, SRL	AUT	Jürgen Schmarl	AUT	SEAT Leon Cup Racer MK3	212.599
4	2	BAPORO MOTORSPORT	PRT	Manuel Gíao	PRT	SEAT Leon Cup Racer MK3	212.181
5	8	WOLF-POWER RACING	RSA	Shane Anthony Williams	RSA	SEAT Leon Cup Racer MK3	212.181
6	33	TARGET, SRL	ESP	Jordi Oriola	ESP	SEAT Leon Cup Racer MK3	212.181
7	34	STIAN PAULSEN RACING	NOR	Stian Paulsen	NOR	SEAT Leon Cup Racer MK3	212.181
8	87	B3 HUNGARY KFT	HUN	Edina Bús	HUN	SEAT Leon Cup Racer MK3	212.181
9	3	JULIEN BRICHÉ	FRA	Julien Briché	FRA	SEAT Leon Cup Racer MK3	211.765
10	6	PCR SPORT	ESP	Mikel Azcona	ESP	SEAT Leon Cup Racer MK3	211.765
11	17	LEIN RACING	SRB	Mladen Lalusic	SRB	SEAT Leon Cup Racer MK3	211.765
12	46	ZENGÖ MOTORSPORT KFT	HUN	Zsolt Dávid Szabó	HUN	SEAT Leon Cup Racer MK3	211.765
13	50	TARGET, SRL	NED	Loris Hezemans	NED	SEAT Leon Cup Racer MK3	211.765
14	88	FINLAY CROCKER	GBR	Finlay Crocker	GBR	SEAT Leon Cup Racer MK3	211.765
15	5	THIBAUT MOURGUES	FRA	Thibaut Mourgues	FRA	SEAT Leon Cup Racer MK3	211.351
16	9	LUCILE CYPRIANO	FRA	Lucile Cypriano	FRA	SEAT Leon Cup Racer MK3	211.351
17	67	MARCO PELLEGRINI	ITA	Marco Pellegrini	ITA	SEAT Leon Cup Racer MK3	211.351
18	20	LOURENÇO BEIRÃO	PRT	Lourenço Beirão Da Veiga	PRT	SEAT Leon Cup Racer MK3	210.938
19	24	TARGET, SRL	CHE	Andrina Gugger	CHE	SEAT Leon Cup Racer MK3	210.938
20	61	SEAT AUSTRIA	AUT	Mario Dablander	AUT	SEAT Leon Cup Racer MK3	210.938
21	1	BAPORO MOTORSPORT	ESP	Pol Rosell	ESP	SEAT Leon Cup Racer MK3	210.527
22	37	B3 HUNGARY KFT	HUN	Dominik Fekete	HUN	SEAT Leon Cup Racer MK3	210.527
23	12	LEIN RACING	MNE	Dejan Bulatovic	MNE	SEAT Leon Cup Racer MK3	210.117
24	77	JEAN-LAURENT NAVARRO	FRA	Jean-Laurent Navarro	FRA	SEAT Leon Cup Racer MK3	209.709
25	16	PIERRE ETIENNE CHAUMAT	FRA	Pierre Etienne Chaumat	FRA	SEAT Leon Cup Racer MK3	209.303
26	4	MONLAU COMPETICIÓN	ESP	Jaume Font	ESP	SEAT Leon Cup Racer MK3	208.495
27	38	GAEL CASTELLI	FRA	Gael Castelli	FRA	SEAT Leon Cup Racer MK3	208.495
28	10	TARGET, SRL	CRI	Mauricio Hernandez	CRI	SEAT Leon Cup Racer MK3	207.693
29	15	B3 HUNGARY KFT	HUN	Norbert Kiss	HUN	SEAT Leon Cup Racer MK3	200.372
30	21	MARIE BAUS-COPPENS	FRA	Marie Baus - Coppens	FRA	SEAT Leon Cup Racer MK3	200.372

On July, 4 - 5

Red Bull Ring Circuit

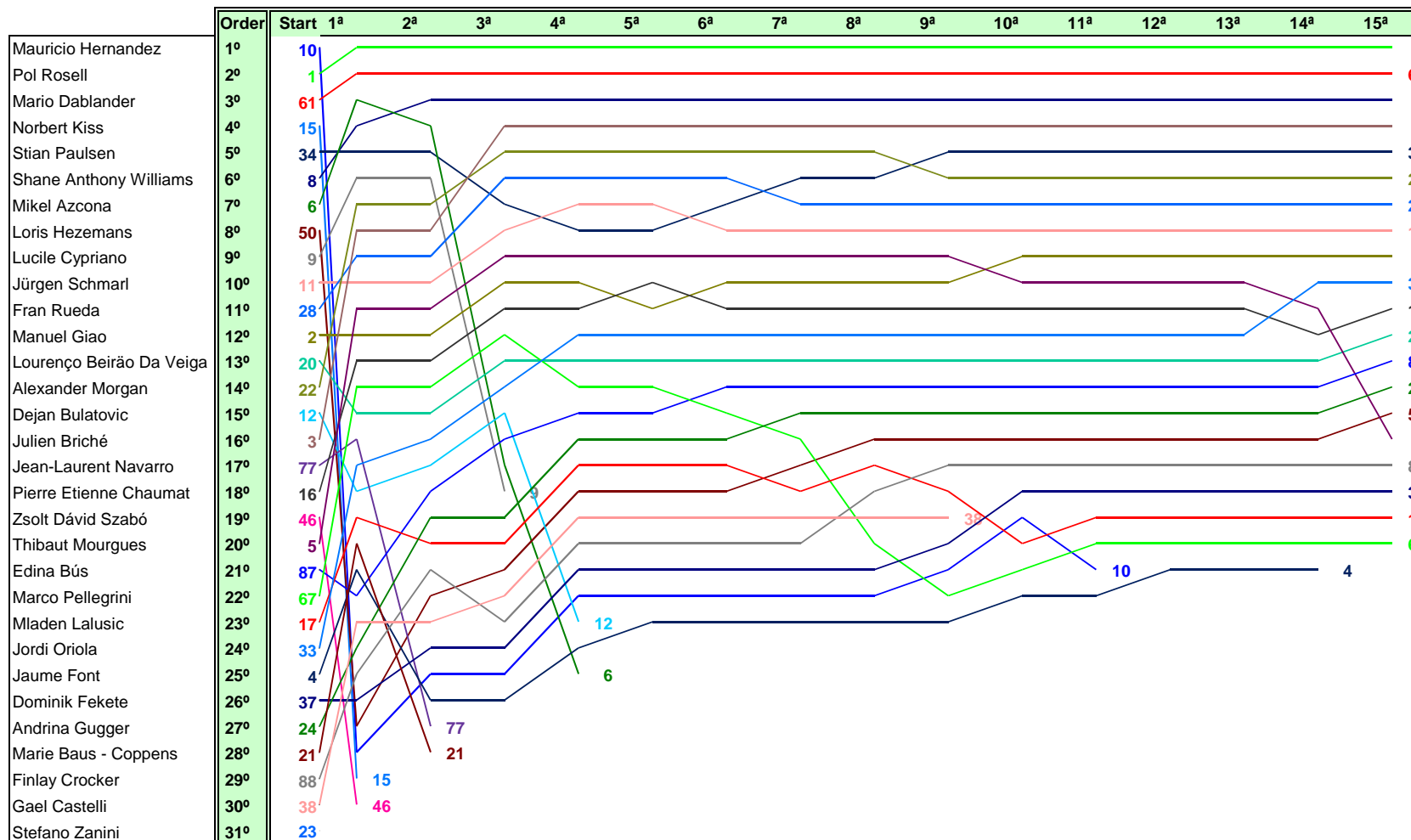
LAP CHART RACE - 2

Order	Start	GAP / LT	1 ^a	GAP / LT	2 ^a	GAP / LT	3 ^a	GAP / LT	4 ^a	GAP / LT	5 ^a	GAP / LT	6 ^a	GAP / LT	7 ^a	GAP / LT	8 ^a	GAP / LT	9 ^a	GAP / LT	10 ^a	GAP / LT	11 ^a	GAP / LT
1 ^o	10	1'39.334	1	1'46.14	1	1'40.923	1	1'40.726	1	1'40.475	1	1'40.29	1	1'40.46	1	1'40.327	1	1'40.965	1	1'40.293	1	1'40.214	1	1'40.49
2 ^o	1	0'377	61	1'47.226	61	1'539	61	1'670	61	1'451	61	1'720	61	1'791	61	1'987	61	1'657	61	2'107	61	2'597	61	2'955
3 ^o	61	0'323	6	1'47.58	8	1'776	8	1'939	8	1'927	8	2'261	8	2'489	8	2'824	8	2'571	8	3'099	8	3'725	8	3'917
4 ^o	15	0'220	8	1'48.048	6	2'256	3	4'429	3	4'522	3	4'475	3	4'654	3	4'780	3	4'432	3	4'961	3	5'462	3	5'929
5 ^o	34	0'172	34	2'275	34	2'560	22	4'669	22	5'411	22	5'830	22	6'254	22	6'871	22	7'843	34	9'382	34	9'605	34	9'860
6 ^o	8	0'163	9	2'824	9	2'855	28	5'073	28	5'749	28	6'500	28	7'173	34	7'712	34	8'027	22	9'903	22	11'018	22	11'997
7 ^o	6	0'065	22	3'348	22	3'775	34	5'316	11	6'112	11	6'991	34	7'553	28	8'860	28	8'771	28	10'337	28	12'114	28	12'903
8 ^o	50	0'000	3	4'229	3	4'957	11	5'392	34	7'351	34	7'521	11	8'386	11	9'024	11	9'113	11	10'600	11	12'666	11	13'464
9 ^o	9	0'509	28	4'672	28	4'924	5	5'719	5	7'480	5	8'582	5	8'856	5	9'579	5	9'929	5	11'079	2	13'045	2	13'973
10 ^o	11	0'522	11	4'672	11	4'926	2	5'983	2	7'922	16	10'171	2	10'803	2	11'452	2	11'172	2	11'506	5	13'648	5	14'814
11 ^o	28	0'599	5	4'936	5	5'226	16	6'601	16	8'410	2	10'521	16	11'981	16	13'110	16	13'560	16	14'714	16	15'814	16	17'050
12 ^o	2	0'609	2	5'120	2	5'730	67	8'445	33	10'338	33	11'237	33	13'597	33	15'018	33	15'471	33	16'710	33	17'430	33	18'360
13 ^o	20	0'743	16	6'167	16	7'404	20	8'721	20	10'730	20	11'949	20	13'980	20	15'753	20	16'567	20	18'291	20	19'813	20	21'159
14 ^o	22	0'743	67	6'167	67	7'404	33	8'721	67	12'151	67	13'571	87	15'713	87	18'542	87	18'434	87	19'511	87	21'338	87	22'007
15 ^o	12	0'884	20	7'003	20	7'590	12	9'242	87	12'679	87	13'683	67	15'742	24	18'768	24	19'648	24	20'893	24	22'378	24	23'455
16 ^o	3	0'910	77	7'033	33	7'993	87	10'891	24	13'659	24	14'542	24	15'866	67	19'211	50	20'157	50	21'586	50	22'906	50	23'705
17 ^o	77	0'940	33	7'245	12	9'294	6	10'993	17	14'286	17	15'400	17	17'285	50	19'412	17	22'742	88	27'016	88	29'621	88	30'820
18 ^o	16	0'950	12	7'865	87	10'383	9	11'356	50	15'883	50	16'512	50	17'474	17	20'300	88	23'300	17	30'940	37	40'404	37	43'733
19 ^o	46	0'970	17	8'279	24	12'626	24	12'678	38	16'027	38	17'186	38	18'132	38	20'888	38	24'106	38	32'674	10	42'915	17	50'980
20 ^o	5	1'055	21	8'572	17	13'036	17	13'157	88	17'492	88	19'143	88	20'590	88	22'378	67	28'075	37	36'258	17	49'288	67	51'857
21 ^o	87	1'221	4	8'785	88	13'399	50	14'584	37	18'525	37	20'965	37	23'575	37	28'047	37	31'968	10	39'466	67	49'902	10	103'164
22 ^o	67	1'283	87	9'004	50	13'648	38	15'621	10	21'425	10	24'877	10	27'812	10	30'732	10	33'663	67	47'245	4	134'449	4	135'657
23 ^o	17	1'304	38	9'229	38	13'939	88	16'094	12	31'244	4	129'559	4	130'330	4	131'268	4	131'818	4	132'999				
24 ^o	33	1'404	24	9'438	37	14'382	37	16'468	4	128'755														
25 ^o	4	1'452	88	10'015	10	17'244	10	18'133	6	138'921														
26 ^o	37	1'605	37	10'424	4	22'063	4	127'367																
27 ^o	24	1'856	50	11'006	77	27'831																		
28 ^o	21	1'858	10	12'172	21	114'523																		
29 ^o	88	2'155	15	1'41.006	15	3'37.283																		
30 ^o	38	36'456	46	2'15.307	46	3'43.862																		
31 ^o	23																							

LAP CHART RACE - 2

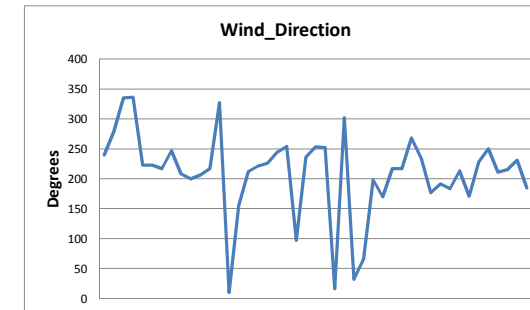
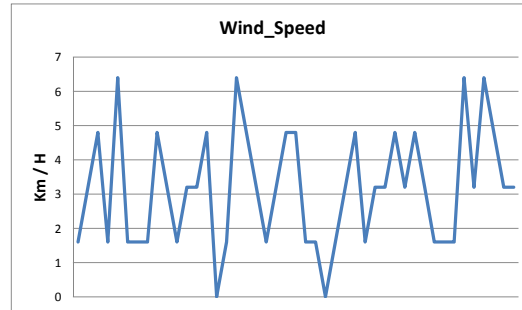
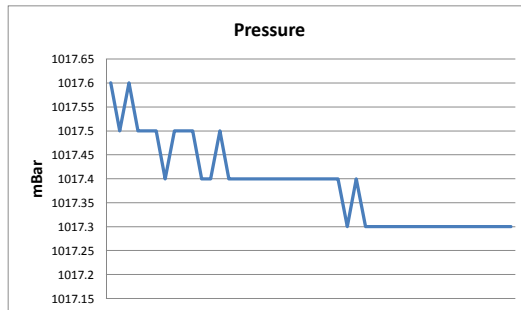
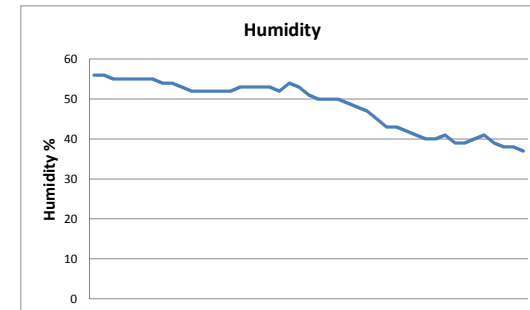
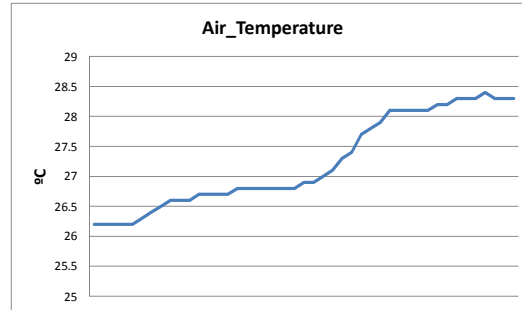
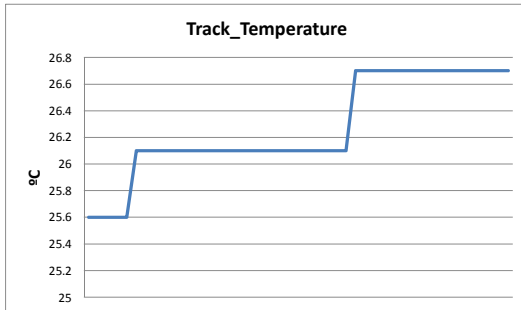
Order	12 ^a	GAP / LT	13 ^a	GAP / LT	14 ^a	GAP / LT	15 ^a	GAP / LT
1 ^o	1	1'40.325	1	1'40.411	1	1'40.944	1	1'41.057
2 ^o	61	3.316 1'40.686	61	3.995 1'41.09	61	4.074 1'41.023	61	4.459 1'41.442
3 ^o	8	4.397 1'40.805	8	5.160 1'41.174	8	5.806 1'41.59	8	5.585 1'40.836
4 ^o	3	6.460 1'40.856	3	7.097 1'41.048	3	7.131 1'40.978	3	7.239 1'41.165
5 ^o	34	10.402 1'40.867	34	10.873 1'40.862	34	10.535 1'40.606	34	10.138 1'41.925
6 ^o	22	12.881 1'41.209	22	14.517 1'42.047	22	15.192 1'41.619	22	16.060 1'41.925
7 ^o	28	13.818 1'41.24	28	14.994 1'41.587	28	15.765 1'41.715	28	16.663 1'41.955
8 ^o	11	14.429 1'41.29	11	15.463 1'41.445	11	16.130 1'41.611	11	17.186 1'42.113
9 ^o	2	14.888 1'41.24	2	15.963 1'41.486	2	16.826 1'41.807	2	17.363 1'41.594
10 ^o	5	15.649 1'41.16	5	17.578 1'42.34	33	20.982 1'41.382	33	21.480 1'41.555
11 ^o	16	18.483 1'41.758	16	19.972 1'41.9	5	21.802 1'45.168	16	22.716 1'41.896
12 ^o	33	19.296 1'41.261	33	20.544 1'41.659	16	21.877 1'42.849	20	26.706 1'42.124
13 ^o	20	22.795 1'41.961	20	24.365 1'41.881	20	25.639 1'42.218	87	27.124 1'42.175
14 ^o	87	23.570 1'41.888	87	25.098 1'41.939	87	26.006 1'41.852	24	28.355 1'41.881
15 ^o	24	24.596 1'41.466	24	26.122 1'41.937	24	27.531 1'42.353	50	28.829 1'41.434
16 ^o	50	26.451 1'43.071	50	27.782 1'41.742	50	28.452 1'41.614	5	36.423 1'55.678
17 ^o	88	32.361 1'41.866	88	35.623 1'43.673	88	36.849 1'42.17	88	37.718 1'41.926
18 ^o	37	46.437 1'43.189	37	49.601 1'43.575	37	52.238 1'43.581	37	54.581 1'43.4
19 ^o	17	53.422 1'42.767	17	56.037 1'43.026	17	57.654 1'42.561	17	59.032 1'42.435
20 ^o	67	54.081 1'42.549	67	57.086 1'43.416	67	58.846 1'42.704	67	1'00.194 1'42.405
21 ^o	4	1'37.165 1'41.833	4	1'38.408 1'41.654	4	1'39.327 1'41.863		
22 ^o								
23 ^o								
24 ^o								
25 ^o								
26 ^o								
27 ^o								
28 ^o								
29 ^o								
30 ^o								
31 ^o								

RACE - 2 GRAPHIC LAP CHART



WEATHER REPORT RACE - 2

Track Status



Red Bull Ring Circuit
On July, 4 - 5

RACE - 2 CLASSIFICATION (Amended)

Clas.	Nº	Entrant	Nat.	Driver	Nat.	Vehicle	Laps	Total Time	Km/h.	Gap	Best	Time	Km/h.
1	1	BAPORO MOTORSPORT	ESP	Poi Rosell	ESP	SEAT Leon Cup Racer MK3	15	25'14.040	154.292		10	1'40.214	155.404
2	61	SEAT AUSTRIA	AUT	Mario Dablander	AUT	SEAT Leon Cup Racer MK3	15	25'18.499	153.839	4"459	4	1'40.256	155.339
3	8	WOLF-POWER RACING	RSA	Shane Anthony Williams	RSA	SEAT Leon Cup Racer MK3	15	25'19.625	153.725	5"585	4	1'40.463	155.019
4	3	JULIEN BRICHÉ	FRA	Julien Briché	FRA	SEAT Leon Cup Racer MK3	15	25'21.279	153.558	7"239	5	1'40.243	155.359
5	34	STIAN PAULSEN RACING	NOR	Stian Paulsen	NOR	SEAT Leon Cup Racer MK3	15	25'24.178	153.266	10"138	10	1'40.437	155.059
6	22	BAPORO MOTORSPORT	GBR	Alexander Morgan	GBR	SEAT Leon Cup Racer MK3	15	25'30.100	152.673	16"060	5	1'40.709	154.640
7	28	MONLAU COMPETICIÓN	ESP	Fran Rueda	ESP	SEAT Leon Cup Racer MK3	15	25'30.703	152.613	16"663	8	1'40.876	154.384
8	11	TARGET, SRL	AUT	Jürgen Schmarl	AUT	SEAT Leon Cup Racer MK3	15	25'31.226	152.561	17"186	7	1'40.965	154.248
9	2	BAPORO MOTORSPORT	PRT	Manuel Gao	PRT	SEAT Leon Cup Racer MK3	15	25'31.403	152.543	17"363	9	1'40.627	154.766
10	33	TARGET, SRL	ESP	Jordi Oriola	ESP	SEAT Leon Cup Racer MK3	15	25'35.520	152.134	21"480	10	1'40.934	154.295
11	20	LOURENÇO BEIRÃO	PRT	Lourenço Beirão Da Veiga	PRT	SEAT Leon Cup Racer MK3	15	25'40.746	151.618	26"706	5	1'41.509	153.421
12	87	B3 HUNGARY KFT	HUN	Edina Bús	HUN	SEAT Leon Cup Racer MK3	15	25'41.164	151.577	27"124	8	1'40.857	154.413
13	16	PIERRE ETIENNE CHAUMAT	FRA	Pierre Etienne Chaumat	FRA	SEAT Leon Cup Racer MK3	15	25'41.756	151.519	27"716	3	1'40.924	154.311
14	24	TARGET, SRL	CHE	Andrina Gugger	CHE	SEAT Leon Cup Racer MK3	15	25'42.395	151.456	28"355	3	1'40.778	154.534
15	50	TARGET, SRL	NED	Loris Hezemans	NED	SEAT Leon Cup Racer MK3	15	25'42.869	151.409	28"829	5	1'40.919	154.318
16	88	FINLAY CROCKER	GBR	Finlay Crocker	GBR	SEAT Leon Cup Racer MK3	15	25'51.758	150.542	37"718	11	1'41.689	153.150
17	17	LEIN RACING	SRB	Mladen Lalusic	SRB	SEAT Leon Cup Racer MK3	15	26'13.072	148.502	59"032	3	1'40.847	154.428
18	37	B3 HUNGARY KFT	HUN	Dominik Fekete	HUN	SEAT Leon Cup Racer MK3	15	26'13.621	148.450	59"581	4	1'42.532	151.891
19	67	MARCO PELLEGRINI	ITA	Marco Pellegrini	ITA	SEAT Leon Cup Racer MK3	15	26'14.234	148.393	1'00"194	3	1'41.598	153.287
20	5	THIBAUT MOURGUES	FRA	Thibaut Mourgues	FRA	SEAT Leon Cup Racer MK3	15	26'25.463	147.342	1'11"423	6	1'40.734	154.602
21	4	MONLAU COMPETICIÓN	ESP	Jaume Font	ESP	SEAT Leon Cup Racer MK3	14	25'12.310	144.171	1 Lap.	5	1'41.094	154.051
		NOT CLASSIFIED											
22	10	TARGET, SRL	CRI	Mauricio Hernandez	CRI	SEAT Leon Cup Racer MK3	11	19'34.467	145.862	4 Lap.	3	1'41.615	153.261
23	38	GAEL CASTELLI	FRA	Gael Castelli	FRA	SEAT Leon Cup Racer MK3	9	15'43.273	148.592	6 Lap.	4	1'40.881	154.376
24	12	LEIN RACING	MNE	Dejan Bulatovic	MNE	SEAT Leon Cup Racer MK3	4	07'19.508	141.737	11 Lap.	3	1'40.674	154.694
25	6	PCR SPORT	ESP	Mikel Azcona	ESP	SEAT Leon Cup Racer MK3	4	08'27.185	122.824	11 Lap.	2	1'41.739	153.075
26	9	LUCILE CYPRIANO	FRA	Lucile Cypriano	FRA	SEAT Leon Cup Racer MK3	3	05'19.145	146.394	12 Lap.	2	1'40.954	154.265
27	77	JEAN-LAURENT NAVARRO	FRA	Jean-Laurent Navarro	FRA	SEAT Leon Cup Racer MK3	2	03'54.894	132.602	13 Lap.	1	1'53.173	137.609
28	21	MARIE BAUS-COPPENS	FRA	Marie Baus - Coppens	FRA	SEAT Leon Cup Racer MK3	2	04'41.586	110.614	13 Lap.	1	1'54.712	135.763
29	15	B3 HUNGARY KFT	HUN	Norbert Kiss	HUN	SEAT Leon Cup Racer MK3	1	03'37.283	71.675	14 Lap.	1	3'37.283	71.675
30	46	ZENGŐ MOTORSPORT KFT	HUN	Zsolt Dávid Szabó	HUN	SEAT Leon Cup Racer MK3	1	03'43.662	69.631	14 Lap.	1	3'43.662	69.631

CAR 5 has a 30 seconds penalty (Drive Through)
CARS 5, 16 and 37 has 5 seconds added (Track Limits)

Fastest lap Poi Rosell 1'40.214 155.404 Km/h.

Red Bull Ring Circuit on July 05, 2015

At 12:15

RACE DIRECTOR

TIMEKEEPER

Red Bull Ring Circuit
On July, 4 - 5

2nd RACE FINAL CLASSIFICATION

Clas.	Nº	Entrant	Nat.	Driver	Nat.	Vehicle	Laps	Total Time	Km/h.	Gap	Best	Time	Km/h.	
1	1	BAPORO MOTORSPORT	ESP	Poi Rosell	ESP	SEAT Leon Cup Racer MK3	15	25'14.040	154.292		10	1'40.214	155.404	
2	61	SEAT AUSTRIA	AUT	Mario Dablander	AUT	SEAT Leon Cup Racer MK3	15	25'18.499	153.839	4"459	4	1'40.256	155.339	
3	8	WOLF-POWER RACING	RSA	Shane Anthony Williams	RSA	SEAT Leon Cup Racer MK3	15	25'19.625	153.725	5"585	4	1'40.463	155.019	
4	3	JULIEN BRICHÉ	FRA	Julien Briché	FRA	SEAT Leon Cup Racer MK3	15	25'21.279	153.558	7"239	5	1'40.243	155.359	
5	34	STIAN PAULSEN RACING	NOR	Stian Paulsen	NOR	SEAT Leon Cup Racer MK3	15	25'24.178	153.266	10"138	10	1'40.437	155.059	
6	22	BAPORO MOTORSPORT	GBR	Alexander Morgan	GBR	SEAT Leon Cup Racer MK3	15	25'30.100	152.673	16"060	5	1'40.709	154.640	
7	28	MONLAU COMPETICIÓN	ESP	Fran Rueda	ESP	SEAT Leon Cup Racer MK3	15	25'30.703	152.613	16"663	8	1'40.876	154.384	
8	11	TARGET, SRL	AUT	Jürgen Schmarl	AUT	SEAT Leon Cup Racer MK3	15	25'31.226	152.561	17"186	7	1'40.965	154.248	
9	2	BAPORO MOTORSPORT	PRT	Manuel Gao	PRT	SEAT Leon Cup Racer MK3	15	25'31.403	152.543	17"363	9	1'40.627	154.766	
10	33	TARGET, SRL	ESP	Jordi Oriola	ESP	SEAT Leon Cup Racer MK3	15	25'35.520	152.134	21"480	10	1'40.934	154.295	
11	20	LOURENÇO BEIRÃO	PRT	Lourenço Beirão Da Veiga	PRT	SEAT Leon Cup Racer MK3	15	25'40.746	151.618	26"706	5	1'41.509	153.421	
12	87	B3 HUNGARY KFT	HUN	Edina Bús	HUN	SEAT Leon Cup Racer MK3	15	25'41.164	151.577	27"124	8	1'40.857	154.413	
13	16	PIERRE ETIENNE CHAUMAT	FRA	Pierre Etienne Chaumat	FRA	SEAT Leon Cup Racer MK3	15	25'41.756	151.519	27"716	3	1'40.924	154.311	
14	24	TARGET, SRL	CHE	Andrina Gugger	CHE	SEAT Leon Cup Racer MK3	15	25'42.395	151.456	28"355	3	1'40.778	154.534	
15	50	TARGET, SRL	NED	Loris Hezemans	NED	SEAT Leon Cup Racer MK3	15	25'42.869	151.409	28"829	5	1'40.919	154.318	
16	88	FINLAY CROCKER	GBR	Finlay Crocker	GBR	SEAT Leon Cup Racer MK3	15	25'51.758	150.542	37"718	11	1'41.689	153.150	
17	17	LEIN RACING	SRB	Mladen Lalusic	SRB	SEAT Leon Cup Racer MK3	15	26'13.072	148.502	59"032	3	1'40.847	154.428	
18	37	B3 HUNGARY KFT	HUN	Dominik Fekete	HUN	SEAT Leon Cup Racer MK3	15	26'13.621	148.450	59"581	4	1'42.532	151.891	
19	67	MARCO PELLEGRINI	ITA	Marco Pellegrini	ITA	SEAT Leon Cup Racer MK3	15	26'14.234	148.393	1'00"194	3	1'41.598	153.287	
20	4	MONLAU COMPETICIÓN	ESP	Jaume Font	ESP	SEAT Leon Cup Racer MK3	14	25'12.310	144.171	1 Lap.	5	1'41.094	154.051	
		NOT CLASSIFIED												
	10	TARGET, SRL	CRI	Mauricio Hernandez	CRI	SEAT Leon Cup Racer MK3	11	19'34.467	145.862	4 Lap.	3	1'41.615	153.261	
	22	38	Gael Castelli	FRA	Gael Castelli	FRA	SEAT Leon Cup Racer MK3	9	15'43.273	148.592	6 Lap.	4	1'40.881	154.376
	23	12	LEIN RACING	MNE	Dejan Bulatovic	MNE	SEAT Leon Cup Racer MK3	4	07'19.508	141.737	11 Lap.	3	1'40.674	154.694
	24	6	PCR SPORT	ESP	Mikel Azcona	ESP	SEAT Leon Cup Racer MK3	4	08'27.185	122.824	11 Lap.	2	1'41.739	153.075
	25	9	LUCILE CYPRIANO	FRA	Lucile Cypriano	FRA	SEAT Leon Cup Racer MK3	3	05'19.145	146.394	12 Lap.	2	1'40.954	154.265
	26	77	JEAN-LAURENT NAVARRO	FRA	Jean-Laurent Navarro	FRA	SEAT Leon Cup Racer MK3	2	03'54.894	132.602	13 Lap.	1	1'53.173	137.609
	27	21	MARIE BAUS-COPPENS	FRA	Marie Baus - Coppens	FRA	SEAT Leon Cup Racer MK3	2	04'41.586	110.614	13 Lap.	1	1'54.712	135.763
	28	15	B3 HUNGARY KFT	HUN	Norbert Kiss	HUN	SEAT Leon Cup Racer MK3	1	03'37.283	71.675	14 Lap.	1	3'37.283	71.675
	29	46	ZENGŐ MOTORSPORT KFT	HUN	Zsolt Dávid Szabó	HUN	SEAT Leon Cup Racer MK3	1	03'43.662	69.631	14 Lap.	1	3'43.662	69.631

CAR 5 has a 30 seconds penalty (Drive Through)
 CARS 5, 16 and 37 has 5 seconds added (Track Limits)
 Car number 5 EXCLUDED according Art.37b Seat Leon Sportin Regulations.

Fastest lap Poi Rosell 1'40.214 155.404 Km/h.

Red Bull Ring Circuit on July 05, 2015

At 14:34

STEWARDS

TIMEKEEPER



Santísima Trinidad 30 28010 MADRID
 Tel y Fax 91.448.32.06
 www.cronococa.com
 e-mail:info@cronococa.com




Juan Bravo 17 28006 MADRID
 Tel 91.432.27.50
 www.gtsport.es
 e-mail: info@gtsport.es