

## RESULTADOS 1ª sesion de Entrenamientos

Ord.	Nº	Concursante	Piloto	Nac.	Descr.	Piloto 2	Nac.	Descr.	N.V.	V.R.	Tiempo	Dif. 1º	Dif. Ant	Km/h
1	23	Monlau Competicion	<u>Jordi Palomeras</u>	Esp					5	3	1'57.257			120.751
2	1	Milan Competition	<u>Nicolas Milan</u>	Fr					7	6	1'57.447	0"190	0"190	120.555
3	14		<u>Ferrán Méndez</u>	Esp	JR				6	5	1'57.660	0"403	0"213	120.337
4	11	Pcr Sport	<u>Santiago Navarro</u>	Esp	A				8	7	1'57.711	0"454	0"051	120.285
5	3	Rasante Sport	<u>Rafael Villanueva</u>	Esp					5	4	1'57.795	0"538	0"084	120.199
6	17	Race	<u>Antonio Martinez</u>	Esp	J				7	4	1'57.800	0"543	0"005	120.194
7	32	Monlau Competicion	<u>David Cébrian</u>	Esp	J				6	5	1'57.810	0"553	0"010	120.184
8	2	Milan Competition	<u>Marc Guillot</u>	Fr					8	5	1'57.876	0"619	0"066	120.117
9	7	Lema Racing	<u>Fabio Mota</u>	Pt	R				7	3	1'57.895	0"638	0"019	120.097
10	69	José Carlos Rodriguez Barcala	Jonathan Gómez	Esp	A	<u>Oscar Gómez</u>	Esp	A	5	3	1'57.994	0"737	0"099	119.996
11	5	Milan Competition	<u>Denis Gibaud</u>	Fr	AR				9	4	1'58.054	0"797	0"060	119.935
12	9	Pujolaracing Club	<u>Alex Royo</u>	Esp					8	7	1'58.091	0"834	0"037	119.898
13	19	Race	<u>Fernando Navarrete</u>	Esp					6	3	1'58.119	0"862	0"028	119.869
14	13	Grt Motorsport	<u>Jacobo García</u>	Esp	A				8	5	1'58.289	1"032	0"170	119.697
15	6	Escuderia 1000 lagos	<u>Leonardo Sabán</u>	Esp					9	7	1'58.500	1"243	0"211	119.484
16	15	Monlau Competicion	<u>Alba Cano</u>	Esp	JRD				8	5	1'58.797	1"540	0"297	119.185
17	10	Race	<u>Marco Ampolo</u>	It					6	5	1'58.979	1"722	0"182	119.003
18	66	Lema Racing	<u>Marinsek Jure</u>	Sl	JR				8	7	1'59.173	1"916	0"194	118.809
19	12		<u>Joaquín Rodrigo</u>	Esp	AJ	Mikel Azcona	Esp	J	7	6	1'59.338	2"081	0"165	118.645

Circuito de Navarra 12 de Abril de 2014

A las 14:27 Horas.

EL DIRECTOR DE CARRERA

EL JEFE DE CRONOMETRAJE

TIEMPOS POR VUELTA 1ª sesion de Entrenamientos

Circuito de Navarra  
13 de Abril de 2014

Numero	1			2			3			5			6			7		
	T. Vuelta	Parciales	Vel./Pil.	T. Vuelta	Parciales	Vel./Pil.	T. Vuelta	Parciales	Vel./Pil.	T. Vuelta	Parciales	Vel./Pil.	T. Vuelta	Parciales	Vel./Pil.	T. Vuelta	Parciales	Vel./Pil.
1ª - 1	0'47.502	0'47.502		0'51.258	0'51.258	100.372	0'47.785	0'47.785	103.152	0'52.952	0'52.952		0'52.033	0'52.033	107.463	0'46.066	0'46.066	100.466
1ª - 2	1'33.258	0'45.756		1'39.578	0'48.320		1'37.932	0'50.147		1'41.526	0'48.574		1'39.945	0'47.912		1'36.754	0'50.688	
1ª - 3	2'21.096	0'47.838		2'27.869	0'48.291		2'23.685	0'45.753		2'28.120	0'46.594		2'25.732	0'45.787		2'26.722	0'49.968	
2ª - 1	0'32.943	0'32.943	191.830	0'32.926	0'32.926	188.482	0'33.366	0'33.366	188.812	0'35.035	0'35.035	178.513	0'33.195	0'33.195	189.142	0'32.953	0'32.953	191.490
2ª - 2	1'14.379	0'41.436		1'14.449	0'41.523		1'15.138	0'41.772		1'17.818	0'42.783		1'15.299	0'42.104		1'14.373	0'41.420	
2ª - 3	1'57.616	0'43.237		1'57.881	0'43.432		1'58.381	0'43.243		2'02.176	0'44.358		2'00.461	0'45.162		1'57.895	0'43.522	
3ª - 1	0'32.749	0'32.749	193.549	0'33.203	0'33.203	187.175	0'32.602	0'32.602	191.830	0'32.945	0'32.945	189.474	0'32.773	0'32.773	192.514	0'32.687	0'32.687	193.896
3ª - 2	1'14.274	0'41.525		1'14.875	0'41.672		1'14.074	0'41.472		1'14.424	0'41.479		1'14.950	0'42.177		1'14.454	0'41.767	
3ª - 3	1'57.694	0'43.420		1'58.148	0'43.273		1'57.795	0'43.721		1'58.054	0'43.630		1'59.278	0'44.328		1'58.039	0'43.585	
4ª - 1	0'33.350	0'33.350	191.830	0'32.634	0'32.634	196.008	0'32.936	0'32.936	193.203	0'33.265	0'33.265	189.142	0'32.952	0'32.952	190.477	0'33.398	0'33.398	194.595
4ª - 2	1'24.171	0'50.821		1'14.181	0'41.547		1'14.624	0'41.688		1'15.517	0'42.252		1'14.838	0'41.886		1'15.217	0'41.819	
4ª - 3	2'14.994	0'50.823		1'57.876	0'43.695		1'58.079	0'43.455		1'59.852	0'44.335		1'58.738	0'43.900		1'58.812	0'43.595	
5ª - 1	0'32.639	0'32.639	190.141	0'32.836	0'32.836	191.151	0'36.770	0'36.770	149.792	0'33.088	0'33.088	187.176	0'35.613	0'35.613	190.477	0'32.969	0'32.969	192.514
5ª - 2	1'14.202	0'41.563		1'14.595	0'41.759		1'22.981	0'46.211		1'15.015	0'41.927		1'22.346	0'46.733		1'15.031	0'42.062	
5ª - 3	1'57.447	0'43.245		1'58.698	0'44.103					1'59.031	0'44.016		2'16.831	0'54.485		1'58.589	0'43.558	
6ª - 1	0'32.689	0'32.689	188.482	0'32.731	0'32.731	190.477				0'33.098	0'33.098	190.813	0'32.851	0'32.851	194.595	0'33.277	0'33.277	190.477
6ª - 2	1'14.367	0'41.678		1'14.457	0'41.726					1'14.949	0'41.851		1'14.583	0'41.732		1'15.374	0'42.097	
6ª - 3	1'57.782	0'43.415		1'57.905	0'43.448					1'58.703	0'43.754		1'58.500	0'43.917		1'59.120	0'43.746	
7ª - 1	0'39.620	0'39.620	152.113	0'33.238	0'33.238	189.807				0'32.937	0'32.937	189.474	0'32.786	0'32.786	191.151			177.632
7ª - 2	1'30.482	0'50.862		1'14.924	0'41.686					1'14.866	0'41.929		1'14.912	0'42.126				
7ª - 3				1'58.214	0'43.290					1'58.809	0'43.943		1'58.842	0'43.930				
8ª - 1						142.293				0'33.127	0'33.127	188.812	0'41.739	0'41.739	122.034			
8ª - 2										1'15.212	0'42.085		1'24.415	0'42.676				
8ª - 3										1'59.204	0'43.992		2'08.459	0'44.044				

Vuelta Ideal	
0'32.639	0'32.639
1'14.075	0'41.436
1'57.312	0'43.237

Vuelta Ideal	
0'32.634	0'32.634
1'14.157	0'41.523
1'57.430	0'43.273

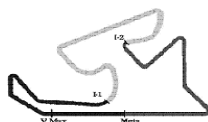
Vuelta Ideal	
0'32.602	0'32.602
1'14.074	0'41.472
1'57.317	0'43.243

Vuelta Ideal	
0'32.937	0'32.937
1'14.416	0'41.479
1'58.046	0'43.630

Vuelta Ideal	
0'32.773	0'32.773
1'14.505	0'41.732
1'58.405	0'43.900

Vuelta Ideal	
0'32.687	0'32.687
1'14.107	0'41.620
1'57.629	0'43.522

Vuelta Mas Rapida Ideal	
0'32.559	0'32.559
1'13.842	0'41.283
1'56.977	0'43.135



TIEMPOS POR VUELTA 1ª sesion de Entrenamientos

Circuito de Navarra  
13 de Abril de 2014

Numero	9			10			11			12			13			14		
	T. Vuelta	Parciales	Vel./Pil.	T. Vuelta	Parciales	Vel./Pil.	T. Vuelta	Parciales	Vel./Pil.	T. Vuelta	Parciales	Vel./Pil.	T. Vuelta	Parciales	Vel./Pil.	T. Vuelta	Parciales	Vel./Pil.
1ª - 1	0'47.311	0'47.311	109.868	0'47.375	0'47.375	101.600	0'52.720	0'52.720	106.195	0'49.722	0'49.722	101.314	0'49.781	0'49.781	105.676	0'49.996	0'49.996	104.449
1ª - 2	1'32.067	0'44.756		1'38.888	0'51.513		1'42.579	0'49.859		1'43.219	0'53.497		1'35.110	0'45.329		1'36.309	0'46.313	
1ª - 3	2'18.278	0'46.211		5'00.143	3'21.255	PIT	2'28.510	0'45.931		2'36.403	0'53.184		2'20.248	0'45.138		2'21.846	0'45.537	
2ª - 1	0'34.289	0'34.289	189.474	0'41.184	0'41.184	140.443	0'33.210	0'33.210	189.807	0'35.670	0'35.670	188.482	0'33.959	0'33.959	179.105	0'36.732	0'36.732	169.545
2ª - 2	1'17.129	0'42.840		1'25.564	0'44.380		1'14.872	0'41.662		1'24.811	0'49.141		1'16.007	0'42.048		1'22.900	0'46.168	
2ª - 3	2'01.268	0'44.139		2'09.538	0'43.974		1'58.403	0'43.531		2'10.876	0'46.065		1'59.988	0'43.981		2'07.700	0'44.800	
3ª - 1	0'33.479	0'33.479	187.500	0'33.322	0'33.322	190.477	0'33.019	0'33.019	189.142	0'33.355	0'33.355	189.142	0'32.882	0'32.882	191.490	0'32.729	0'32.729	188.812
3ª - 2	1'15.596	0'42.117		1'15.217	0'41.895		1'14.389	0'41.370		1'15.626	0'42.271		1'24.949	0'52.067		1'14.347	0'41.618	
3ª - 3	1'59.240	0'43.644		1'59.045	0'43.828		1'57.791	0'43.402		1'59.672	0'44.046		2'13.231	0'48.282		1'57.846	0'43.499	
4ª - 1	0'33.015	0'33.015	188.154	0'33.159	0'33.159	190.141	0'36.571	0'36.571	189.474	0'33.170	0'33.170	191.830	0'32.876	0'32.876	191.830	0'32.632	0'32.632	190.477
4ª - 2	1'14.372	0'41.357		1'15.195	0'42.036		1'21.586	0'45.015		1'15.295	0'42.125		1'14.487	0'41.611		1'14.133	0'41.501	
4ª - 3	1'58.273	0'43.901		1'58.979	0'43.784		4'08.102	2'46.516	PIT	1'59.563	0'44.268		1'58.289	0'43.802		1'57.660	0'43.527	
5ª - 1	0'32.921	0'32.921	189.142	0'33.294	0'33.294	186.852	0'46.515	0'46.515	118.682	0'33.423	0'33.423	191.151	0'32.926	0'32.926	192.514	0'32.801	0'32.801	191.490
5ª - 2	1'15.023	0'42.102		1'17.883	0'44.589		1'32.583	0'46.068		1'15.424	0'42.001		1'14.999	0'42.073		1'14.320	0'41.519	
5ª - 3	1'58.875	0'43.852		2'01.650	0'43.767		2'18.193	0'45.610		1'59.338	0'43.914		1'58.717	0'43.718		1'57.896	0'43.576	
6ª - 1	0'32.969	0'32.969	188.812	0'37.709	0'37.709	188.812	0'32.654	0'32.654	193.896	0'33.234	0'33.234	192.514	0'33.043	0'33.043	191.151	0'32.967	0'32.967	192.171
6ª - 2	1'14.470	0'41.501		1'14.239	0'41.585		1'14.239	0'41.585		1'15.382	0'42.148		1'14.681	0'41.638		1'15.165	0'42.198	
6ª - 3	1'58.091	0'43.621		1'57.711	0'43.472		1'57.711	0'43.472		1'59.643	0'44.261		1'58.367	0'43.686		1'57.632	0'43.499	
7ª - 1	0'33.158	0'33.158	187.175				0'33.030	0'33.030	193.203	0'42.664	0'42.664	126.316	0'33.076	0'33.076	191.490			
7ª - 2	1'14.771	0'41.613					1'14.706	0'41.676		1'31.027	0'48.363		1'14.937	0'41.861				
7ª - 3	1'58.431	0'43.660					1'58.501	0'43.795					1'58.669	0'43.732				
8ª - 1	0'33.095	0'33.095	187.500						130.910				0'39.807	0'39.807	150.418			
8ª - 2	1'23.182	0'50.087											1'28.082	0'48.275				
8ª - 3																		

Vuelta Ideal	
0'32.921	0'32.921
1'14.278	0'41.357
1'57.899	0'43.621

Vuelta Ideal	
0'33.159	0'33.159
1'15.054	0'41.895
1'58.821	0'43.767

Vuelta Ideal	
0'32.654	0'32.654
1'14.024	0'41.370
1'57.426	0'43.402

Vuelta Ideal	
0'33.170	0'33.170
1'15.171	0'42.001
1'59.085	0'43.914

Vuelta Ideal	
0'32.876	0'32.876
1'14.487	0'41.611
1'58.173	0'43.686

Vuelta Ideal	
0'32.632	0'32.632
1'14.133	0'41.501
1'57.632	0'43.499

Vuelta Mas Rapida Ideal	
0'32.559	0'32.559
1'13.842	0'41.283
1'56.977	0'43.135



TIEMPOS POR VUELTA 1ª sesion de Entrenamientos

Circuito de Navarra  
13 de Abril de 2014

Numero	15			17			19			23			32			66		
	T. Vuelta	Parciales	Vel./Pil.	T. Vuelta	Parciales	Vel./Pil.	T. Vuelta	Parciales	Vel./Pil.	T. Vuelta	Parciales	Vel./Pil.	T. Vuelta	Parciales	Vel./Pil.	T. Vuelta	Parciales	Vel./Pil.
1ª - 1	0'50.651	0'50.651	100.186	0'48.206	0'48.206	104.855	0'51.325	0'51.325		0'49.192	0'49.192		0'44.765	0'44.765	141.177	0'51.077	0'51.077	109.091
1ª - 2	1'40.644	0'49.993		1'32.788	0'44.582		1'36.277	0'44.952		1'36.859	0'47.667		1'29.367	0'44.602		1'41.531	0'50.454	
1ª - 3	2'27.875	0'47.231		2'19.234	0'46.446		2'20.468	0'44.191		2'24.961	0'48.102		2'14.806	0'45.439		2'32.105	0'50.574	
2ª - 1	0'34.451	0'34.451	186.852	0'34.496	0'34.496	188.154	0'32.880	0'32.880	189.142	0'32.839	0'32.839	192.171	0'32.751	0'32.751	190.813	0'38.914	0'38.914	176.183
2ª - 2	1'16.554	0'42.103		1'17.555	0'43.059		1'14.321	0'41.441		1'14.122	0'41.283		1'15.371	0'42.620		1'22.708	0'43.794	
2ª - 3	2'00.611	0'44.057		2'00.771	0'43.216		1'58.119	0'43.798		1'57.257	0'43.135		2'04.054	0'48.683		2'07.207	0'44.499	
3ª - 1	0'33.470	0'33.470	188.482	0'32.776	0'32.776	190.141	0'32.785	0'32.785	189.474	0'32.669	0'32.669	192.858	0'32.603	0'32.603	190.141	0'34.196	0'34.196	186.852
3ª - 2	1'15.467	0'41.997		1'14.257	0'41.481		1'14.677	0'41.892		1'14.256	0'41.587		1'14.257	0'41.654		1'17.122	0'42.926	
3ª - 3	1'59.163	0'43.696		1'57.800	0'43.543		1'58.346	0'43.669		1'57.687	0'43.431		1'58.061	0'43.804		2'01.760	0'44.638	
4ª - 1	0'32.975	0'32.975	189.474	0'32.796	0'32.796	190.141	0'32.836	0'32.836	189.807	0'33.485	0'33.485	194.245	0'32.804	0'32.804	188.482	0'33.537	0'33.537	187.175
4ª - 2	1'14.595	0'41.620		1'14.431	0'41.635		1'14.401	0'41.565		1'18.963	0'45.478		1'14.331	0'41.527		1'15.440	0'41.903	
4ª - 3	1'58.797	0'44.202		1'58.375	0'43.944		1'58.235	0'43.834		2'10.183	0'51.220		1'57.810	0'43.479		1'59.572	0'44.132	
5ª - 1	0'33.438	0'33.438	189.474	0'32.787	0'32.787	187.827	0'32.902	0'32.902	190.141	0'37.434	0'37.434	156.977	0'32.559	0'32.559	190.813	0'33.499	0'33.499	188.482
5ª - 2	1'15.071	0'41.633		1'14.265	0'41.478		1'14.880	0'41.978		1'21.290	0'43.856		1'14.331	0'41.772		1'15.998	0'42.499	
5ª - 3	1'58.859	0'43.788		1'57.904	0'43.639		1'58.411	0'43.531					1'57.913	0'43.582		2'00.371	0'44.373	
6ª - 1	0'33.387	0'33.387	189.474	0'32.897	0'32.897	188.812	0'32.707	0'32.707	189.142				0'32.850	0'32.850	190.813	0'33.228	0'33.228	188.482
6ª - 2	1'16.639	0'43.252		1'14.391	0'41.494		1'17.794	0'45.087					1'14.609	0'41.759		1'15.059	0'41.831	
6ª - 3	2'00.345	0'43.706		1'57.921	0'43.530											1'59.173	0'44.114	
7ª - 1	0'33.267	0'33.267	192.858	0'32.801	0'32.801	187.176										0'33.360	0'33.360	188.154
7ª - 2	1'15.889	0'42.622		1'14.692	0'41.891											1'15.368	0'42.008	
7ª - 3	1'59.605	0'43.716														1'59.596	0'44.228	
8ª - 1	0'38.577	0'38.577	167.702													0'37.092	0'37.092	175.325
8ª - 2																1'25.353	0'48.261	
8ª - 3																		

Vuelta Ideal	
0'32.975	0'32.975
1'14.595	0'41.620
1'58.291	0'43.696

Vuelta Ideal	
0'32.776	0'32.776
1'14.254	0'41.478
1'57.470	0'43.216

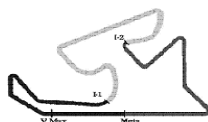
Vuelta Ideal	
0'32.707	0'32.707
1'14.148	0'41.441
1'57.679	0'43.531

Vuelta Ideal	
0'32.669	0'32.669
1'13.952	0'41.283
1'57.087	0'43.135

Vuelta Ideal	
0'32.559	0'32.559
1'14.086	0'41.527
1'57.565	0'43.479

Vuelta Ideal	
0'33.228	0'33.228
1'15.059	0'41.831
1'59.173	0'44.114

Vuelta Mas Rapida Ideal	
0'32.559	0'32.559
1'13.842	0'41.283
1'56.977	0'43.135

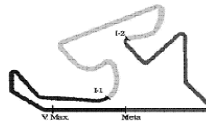


**TIEMPOS POR VUELTA 1ª sesion de Entrenamientos**

Circuito de Navarra  
13 de Abril de 2014

Numero 69			
Vuelta	T. Vuelta	Parciales	Vel./Pit.
1ª - 1	0'47.617	0'47.617	118.552
1ª - 2	1'32.854	0'45.237	
1ª - 3	2'16.699	0'43.845	
2ª - 1	0'33.215	0'33.215	188.154
2ª - 2	1'14.592	0'41.377	
2ª - 3	1'57.994	0'43.402	
3ª - 1	0'32.965	0'32.965	197.441
3ª - 2	1'14.863	0'41.898	
3ª - 3	1'58.284	0'43.421	
4ª - 1	0'33.206	0'33.206	189.807
4ª - 2	1'14.991	0'41.785	
4ª - 3	1'58.277	0'43.286	
5ª - 1	0'35.028	0'35.028	190.813
5ª - 2	1'19.638	0'44.610	
5ª - 3			
6ª - 1			
6ª - 2			
6ª - 3			
7ª - 1			
7ª - 2			
7ª - 3			
8ª - 1			
8ª - 2			
8ª - 3			

Vuelta Ideal	
0'32.965	0'32.965
1'14.342	0'41.377
1'57.628	0'43.286



**Clasificación por Sectores 1ª sesión de Entrenamientos**

		Sector - 1		Sector - 2		Sector - 3		Vuelta Ideal vs Vuelta Rapida				
Ord.	Nº piloto	Tiempo	Nº piloto	Tiempo	Nº piloto	Tiempo	Ord.	Nº piloto	V. Ideal	V. Rapida	Ord.	
1	32	David Cébrian	32.559	23	Jordi Palomeras	41.283	23	Jordi Palomeras	43.135	1'57.087	1'57.257	1
2	3	Rafael Villanueva	32.602	9	Alex Royo	41.357	17	Antonio Martinez	43.216	1'57.312	1'57.447	2
3	14	Ferrán Méndez	32.632	11	Santiago Navarro	41.370	1	Nicolas Milan	43.237	1'57.317	1'57.795	5
4	2	Marc Guillot	32.634	69	Oscar Gómez	41.377	3	Rafael Villanueva	43.243	1'57.426	1'57.711	4
5	1	Nicolas Milan	32.639	7	Fabio Mota	41.420	2	Marc Guillot	43.273	1'57.430	1'57.876	8
6	11	Santiago Navarro	32.654	1	Nicolas Milan	41.436	69	Oscar Gómez	43.286	1'57.470	1'57.800	6
7	23	Jordi Palomeras	32.669	19	Fernando Navarrete	41.441	11	Santiago Navarro	43.402	1'57.565	1'57.810	7
8	7	Fabio Mota	32.687	3	Rafael Villanueva	41.472	32	David Cébrian	43.479	1'57.628	1'57.994	10
9	19	Fernando Navarrete	32.707	17	Antonio Martinez	41.478	14	Ferrán Méndez	43.499	1'57.629	1'57.895	9
10	6	Leonardo Sabán	32.773	5	Denis Gibaud	41.479	7	Fabio Mota	43.522	1'57.632	1'57.660	3
11	17	Antonio Martinez	32.776	14	Ferrán Méndez	41.501	19	Fernando Navarrete	43.531	1'57.679	1'58.119	13
12	13	Jacobo García	32.876	2	Marc Guillot	41.523	9	Alex Royo	43.621	1'57.899	1'58.091	12
13	9	Alex Royo	32.921	32	David Cébrian	41.527	5	Denis Gibaud	43.630	1'58.046	1'58.054	11
14	5	Denis Gibaud	32.937	13	Jacobo García	41.611	13	Jacobo García	43.686	1'58.173	1'58.289	14
15	69	Oscar Gómez	32.965	15	Alba Cano	41.620	15	Alba Cano	43.696	1'58.291	1'58.797	16
16	15	Alba Cano	32.975	6	Leonardo Sabán	41.732	10	Marco Ampolo	43.767	1'58.405	1'58.500	15
17	10	Marco Ampolo	33.159	66	Marinsek Jure	41.831	6	Leonardo Sabán	43.900	1'58.821	1'58.979	17
18	12	Joaquín Rodrigo	33.170	10	Marco Ampolo	41.895	12	Joaquín Rodrigo	43.914	1'59.085	1'59.338	19
19	66	Marinsek Jure	33.228	12	Joaquín Rodrigo	42.001	66	Marinsek Jure	44.114	1'59.173	1'59.173	18



Circuito de Navarra

13 de Abril de 2014

**VELOCIDAD MAXIMA 1ª sesion de Entrenamientos**

Ord.	Nº	Concursante	Piloto	Nac.	Descr.	Piloto 2	Nac.	Descr.	Km/h
1	69	José Carlos Rodriguez Barcala	Jonathan Gómez	Esp	A	Oscar Gómez	Esp	A	197.441
2	2	Milan Competition	Marc Guillot	Fr					196.008
3	6	Escuderia 1000 lagos	Leonardo Sabán	Esp					194.595
4	7	Lema Racing	Fabio Mota	Pt	R				194.595
5	23	Monlau Competicion	Jordi Palomeras	Esp					194.245
6	11	Pcr Sport	Santiago Navarro	Esp	A				193.896
7	1	Milan Competition	Nicolas Milan	Fr					193.549
8	3	Rasante Sport	Rafael Villanueva	Esp					193.203
9	15	Monlau Competition	Alba Cano	Esp	JRD				192.858
10	12		Joaquín Rodrigo	Esp	AJ	Mikel Azcona	Esp	J	192.514
11	13	Grt Motorsport	Jacobo García	Esp	A				192.514
12	14		Ferrán Méndez	Esp	JR				192.171
13	5	Milan Competition	Denis Gibaud	Fr	AR				190.813
14	32	Monlau Competicion	David Cébrian	Esp	J				190.813
15	10	Race	Marco Ampolo	It					190.477
16	17	Race	Antonio Martinez	Esp	J				190.141
17	19	Race	Fernando Navarrete	Esp					190.141
18	9	Pujolaracing Club	Alex Royo	Esp					189.474
19	66	Lema Racing	Marinsek Jure	SI	JR				188.482



**Santisima Trinidad 30 28010 MADRID**  
 Tel y Fax 91.448.32.06  
 www.cronococa.com  
 e-mail:info@cronococa.com



**C/Est. Nave 1-2 06016 La Torre de Urdisa**  
 Tel/Fax 938 880 983  
 www.vlineorg.com  
 e-mail: vicky@vlineorg.com

**PARRILLA DE SALIDA 1ª Carrera**

Num.	piloto	Tiempo	Fila	Num.	piloto	Tiempo
12	Joaquín Rodrigo	1'59.338	..... 9 .....	10	Marco Ampolo	
15	Alba Cano	1'58.797	..... 8 .....	66	Marinsek Jure	1'59.173
13	Jacobo García	1'58.289	..... 7 .....	6	Leonardo Sabán	1'58.500
9	Alex Royo	1'58.091	..... 6 .....	19	Fernando Navarrete	1'58.119
69	Oscar Gómez	1'57.994	..... 5 .....	5	Denis Gibaud	1'58.054
2	Marc Guillot	1'57.876	..... 4 .....	7	Fabio Mota	1'57.895
17	Antonio Martínez	1'57.800	..... 3 .....	32	David Cébrian	1'57.810
11	Santiago Navarro	1'57.711	..... 2 .....	3	Rafael Villanueva	1'57.795
1	Nicolas Milan	1'57.447	..... 1 .....	14	Ferrán Méndez	1'57.660
				23	Jordi Palomeras	1'57.257



LOS COMISARIOS DEPORTIVOS

JEFE de CRONOMETRAJE



## RESULTADOS OFICIALES 1ª SESION DE ENTRENAMIENTOS

Ord.	Nº	Concursante	Piloto	Nac.	Descr.	Piloto 2	Nac.	Descr.	N.V.	V.R.	Tiempo	Dif. 1º	Dif. Ant	Km/h
1	23	Monlau Competicion	<u>Jordi Palomeras</u>	Esp					5	3	1'57.257			120.751
2	1	Milan Competition	<u>Nicolas Milan</u>	Fr					7	6	1'57.447	0"190	0"190	120.555
3	14	Escuderia Costa Daurada	<u>Ferrán Méndez</u>	Esp	JR				6	5	1'57.660	0"403	0"213	120.337
4	11	Pcr Sport	<u>Santiago Navarro</u>	Esp	A				8	7	1'57.711	0"454	0"051	120.285
5	3	Rasante Sport	<u>Rafael Villanueva</u>	Esp					5	4	1'57.795	0"538	0"084	120.199
6	17	RACE	<u>Antonio Martinez</u>	Esp	J				7	4	1'57.800	0"543	0"005	120.194
7	32	Monlau Competicion	<u>David Cébrian</u>	Esp	J				6	5	1'57.810	0"553	0"010	120.184
8	2	Milan Competition	<u>Marc Guillot</u>	Fr					8	5	1'57.876	0"619	0"066	120.117
9	7	Lema Racing	<u>Fabio Mota</u>	Pt	R				7	3	1'57.895	0"638	0"019	120.097
10	69	José Carlos Rodriguez Barcala	Jonathan Gómez	Esp	A	<u>Oscar Gómez</u>	Esp	A	5	3	1'57.994	0"737	0"099	119.996
11	5	Milan Competition	<u>Denis Gibaud</u>	Fr	AR				9	4	1'58.054	0"797	0"060	119.935
12	9	Escuderia Mollerussa	<u>Alex Royo</u>	Esp					8	7	1'58.091	0"834	0"037	119.898
13	19	RACE	<u>Fernando Navarrete</u>	Esp					6	3	1'58.119	0"862	0"028	119.869
14	13	Grt Motorsport	<u>Jacobo García</u>	Esp	A				8	5	1'58.289	1"032	0"170	119.697
15	6	Escuderia 1000 lagos	<u>Leonardo Sabán</u>	Esp					9	7	1'58.500	1"243	0"211	119.484
16	15	Monlau Competition	<u>Alba Cano</u>	Esp	JRD				8	5	1'58.797	1"540	0"297	119.185
17	66	Lema Racing	<u>Marinsek Jure</u>	Sl	JR				8	7	1'59.173	1"916	0"376	118.809
18	12	Automovil Club Zaragoza	<u>Joaquín Rodrigo</u>	Esp	AJ	Mikel Azcona	Esp	J	7	6	1'59.338	2"081	0"165	118.645

Anulados los tiempos del participante numero 10 en virtud del Art. 18.18 del RDVC 2014

Circuito de Navarra 12 de Abril de 2014

A las                      Horas.

LOS COMISARIOS DEPORTIVOS

EL JEFE DE CRONOMETRAJE

## RESULTADOS 2ª sesion de Entrenamientos

Ord.	Nº	Concursante	Piloto	Nac.	Descr.	Piloto 2	Nac.	Descr.	N.V.	V.R.	Tiempo	Dif. 1º	Dif. Ant	Km/h
1	12		Joaquín Rodrigo	Esp	AJ	<u>Mikel Azcona</u>	Esp	J	7	4	<b>1'57.132</b>			120.880
2	3	Rasante Sport	<u>Rafael Villanueva</u>	Esp					7	6	<b>1'57.399</b>	0"267	0"267	120.605
3	2	Milan Competition	<u>Marc Guillot</u>	Fr					6	5	<b>1'57.405</b>	0"273	0"006	120.598
4	23	Monlau Competicion	<u>Jordi Palomeras</u>	Esp					6	3	<b>1'57.496</b>	0"364	0"091	120.505
5	1	Milan Competition	<u>Nicolas Milan</u>	Fr					6	4	<b>1'57.553</b>	0"421	0"057	120.447
6	17	Race	<u>Antonio Martinez</u>	Esp	J				7	5	<b>1'57.607</b>	0"475	0"054	120.391
7	11	Pcr Sport	<u>Santiago Navarro</u>	Esp	A				6	6	<b>1'57.692</b>	0"560	0"085	120.304
8	7	Lema Racing	<u>Fabio Mota</u>	Pt	R				7	3	<b>1'57.799</b>	0"667	0"107	120.195
9	32	Monlau Competicion	<u>David Cébrian</u>	Esp	J				7	6	<b>1'58.036</b>	0"904	0"237	119.954
10	14		<u>Ferrán Méndez</u>	Esp	JR				8	4	<b>1'58.043</b>	0"911	0"007	119.947
11	19	Race	<u>Fernando Navarrete</u>	Esp					9	8	<b>1'58.144</b>	1"012	0"101	119.844
12	9	Pujolaracing Club	<u>Alex Royo</u>	Esp					7	5	<b>1'58.288</b>	1"156	0"144	119.698
13	13	Grt Motorsport	<u>Jacobo García</u>	Esp	A				8	3	<b>1'58.407</b>	1"275	0"119	119.578
14	5	Milan Competition	<u>Denis Gibaud</u>	Fr	AR				6	3	<b>1'58.427</b>	1"295	0"020	119.558
15	69	José Carlos Rodriguez Barcala	<u>Jonathan Gómez</u>	Esp	A	Oscar Gómez	Esp	A	7	7	<b>1'58.502</b>	1"370	0"075	119.482
16	10	Race	<u>Marco Ampolo</u>	It					8	4	<b>1'58.860</b>	1"728	0"358	119.122
17	15	Monlau Competition	<u>Alba Cano</u>	Esp	JRD				7	4	<b>1'58.945</b>	1"813	0"085	119.037
18	6	Escuderia 1000 lagos	<u>Leonardo Sabán</u>	Esp					5	5	<b>1'59.010</b>	1"878	0"065	118.972
19	66	Lema Racing	<u>Marinsek Jure</u>	SI	JR				9	4	<b>1'59.041</b>	1"909	0"031	118.941

Circuito de Navarra 12 de Abril de 2014

A las 14:47 Horas.

EL DIRECTOR DE CARRERA

EL JEFE DE CRONOMETRAJE

TIEMPOS POR VUELTA 2ª sesion de Entrenamientos

Circuito de Navarra  
13 de Abril de 2014

Numero	1			2			3			5			6			7		
	T. Vuelta	Parciales	Vel./Pil.	T. Vuelta	Parciales	Vel./Pil.	T. Vuelta	Parciales	Vel./Pil.	T. Vuelta	Parciales	Vel./Pil.	T. Vuelta	Parciales	Vel./Pil.	T. Vuelta	Parciales	Vel./Pil.
1ª - 1	0'50.035	0'50.035		0'53.804	0'53.804		0'41.318	0'41.318	127.059	0'41.741	0'41.741	140.078	0'45.656	0'45.656	111.341	0'41.118	0'41.118	146.342
1ª - 2	1'33.953	0'43.918		1'38.260	0'44.456		1'27.445	0'46.127		1'26.124	0'44.383		1'31.202	0'45.546		1'22.853	0'41.735	
1ª - 3	2'18.090	0'44.137		2'22.234	0'43.974		2'13.370	0'45.925		2'10.239	0'44.115		2'15.771	0'44.569		2'06.454	0'43.601	
2ª - 1	0'32.805	0'32.805	186.852	0'32.689	0'32.689	193.203	0'32.898	0'32.898	189.474	0'32.888	0'32.888	190.813	0'33.505	0'33.505	192.858	0'33.157	0'33.157	189.807
2ª - 2	1'14.159	0'41.354		1'14.196	0'41.507		1'14.668	0'41.770		1'14.781	0'41.893		1'15.866	0'42.361		1'14.592	0'41.435	
2ª - 3	1'57.657	0'43.498		1'57.437	0'43.241		2'01.069	0'46.401		1'58.427	0'43.646		2'02.989	0'47.123		1'57.799	0'43.207	
3ª - 1	0'32.778	0'32.778	188.154	0'32.868	0'32.868	187.827	0'41.951	0'41.951	129.033	0'33.050	0'33.050	190.141	0'36.792	0'36.792	193.896	0'33.131	0'33.131	190.477
3ª - 2	1'14.266	0'41.488		1'14.458	0'41.590		1'31.805	0'49.854		1'14.833	0'41.783		1'22.472	0'45.680		1'14.678	0'41.547	
3ª - 3	1'57.553	0'43.287		1'57.722	0'43.264		2'21.299	0'49.494		1'58.445	0'43.612		2'06.936	0'44.464		1'58.174	0'43.496	
4ª - 1	0'32.685	0'32.685	187.827	0'32.690	0'32.690	193.896	0'32.957	0'32.957	192.858	0'33.016	0'33.016	190.477	0'32.857	0'32.857	191.151	0'33.042	0'33.042	190.813
4ª - 2	1'14.241	0'41.556		1'14.197	0'41.507		1'14.371	0'41.414		1'15.449	0'42.433		1'15.093	0'42.236		1'14.682	0'41.640	
4ª - 3	1'57.686	0'43.445		1'57.405	0'43.208		1'57.581	0'43.210		2'00.055	0'44.606		1'59.010	0'43.917		1'58.224	0'43.542	
5ª - 1	0'35.329	0'35.329	166.410	0'32.675	0'32.675	192.171	0'32.849	0'32.849	193.203	0'32.970	0'32.970	189.807	0'34.076	0'34.076	191.151	0'34.020	0'34.020	189.142
5ª - 2	1'19.278	0'43.949		1'14.276	0'41.601		1'14.147	0'41.298		1'15.055	0'42.085		1'20.831	0'46.755		1'18.298	0'44.278	
5ª - 3	2'03.712	0'44.434		1'57.584	0'43.308		1'57.399	0'43.252		1'58.936	0'43.881					4'00.138	2'41.840	PIT
6ª - 1	0'32.597	0'32.597	189.142	0'41.328	0'41.328	147.946	0'32.650	0'32.650	193.203	0'33.928	0'33.928	192.858				0'39.800	0'39.800	149.378
6ª - 2	1'17.040	0'44.443		1'29.774	0'48.446		1'14.170	0'41.520		1'19.544	0'45.616					1'23.087	0'43.287	
6ª - 3							1'57.525	0'43.355								2'07.065	0'43.978	
7ª - 1							0'40.855	0'40.855	138.818							0'37.789	0'37.789	157.206
7ª - 2							1'31.781	0'50.926								1'24.247	0'46.458	
7ª - 3																		
8ª - 1																		
8ª - 2																		
8ª - 3																		

Vuelta Ideal	
0'32.597	0'32.597
1'13.951	0'41.354
1'57.238	0'43.287

Vuelta Ideal	
0'32.675	0'32.675
1'14.182	0'41.507
1'57.390	0'43.208

Vuelta Ideal	
0'32.650	0'32.650
1'13.948	0'41.298
1'57.158	0'43.210

Vuelta Ideal	
0'32.888	0'32.888
1'14.671	0'41.783
1'58.283	0'43.612

Vuelta Ideal	
0'32.857	0'32.857
1'15.093	0'42.236
1'59.010	0'43.917

Vuelta Ideal	
0'33.042	0'33.042
1'14.477	0'41.435
1'57.684	0'43.207

Vuelta Mas Rapida Ideal	
0'32.500	0'32.500
1'13.693	0'41.193
1'56.846	0'43.153



TIEMPOS POR VUELTA 2ª sesion de Entrenamientos

Circuito de Navarra  
13 de Abril de 2014

Numero	9			10			11			12			13			14		
	T. Vuelta	Parciales	Vel./Pil.	T. Vuelta	Parciales	Vel./Pil.	T. Vuelta	Parciales	Vel./Pil.	T. Vuelta	Parciales	Vel./Pil.	T. Vuelta	Parciales	Vel./Pil.	T. Vuelta	Parciales	Vel./Pil.
1ª - 1	0'43.754	0'43.754	140.809	0'39.511	0'39.511	148.556	0'47.193	0'47.193	106.615	0'38.891	0'38.891	148.556	0'52.466	0'52.466		0'40.551	0'40.551	146.541
1ª - 2	1'28.128	0'44.374		1'22.199	0'42.688		1'32.787	0'45.594		1'20.849	0'41.958		1'35.975	0'43.509		1'22.985	0'42.434	
1ª - 3	2'16.184	0'48.056		2'06.027	0'43.828		2'17.551	0'44.764		2'04.407	0'43.558		2'21.126	0'45.151		2'06.499	0'43.514	
2ª - 1	0'32.839	0'32.839	188.154	0'33.257	0'33.257	190.141	0'34.524	0'34.524	190.141	0'35.498	0'35.498	186.529	0'33.151	0'33.151	190.141	0'33.027	0'33.027	187.501
2ª - 2	1'14.434	0'41.595		1'15.215	0'41.958		1'18.145	0'43.621		1'34.938	0'59.440		1'14.781	0'41.630		1'17.716	0'44.689	
2ª - 3	1'58.292	0'43.858		1'59.255	0'44.040		2'02.822	0'44.677		2'26.253	0'51.315		1'58.407	0'43.626		2'02.083	0'44.367	
3ª - 1	0'33.314	0'33.314	188.812	0'32.991	0'32.991	190.141	0'32.928	0'32.928	189.807	0'32.500	0'32.500	192.858	0'33.159	0'33.159	190.477	0'32.974	0'32.974	188.482
3ª - 2	1'15.078	0'41.764		1'15.091	0'42.100		1'14.527	0'41.599		1'13.960	0'41.460		1'15.164	0'42.005		1'14.490	0'41.516	
3ª - 3	1'58.438	0'43.360		1'58.860	0'43.769		1'58.003	0'43.476		1'57.132	0'43.172		1'58.776	0'43.612		1'58.043	0'43.553	
4ª - 1	0'32.935	0'32.935	188.482	0'33.231	0'33.231	190.813	0'32.894	0'32.894	190.477	0'32.731	0'32.731	193.896	0'33.045	0'33.045	190.813	0'32.904	0'32.904	188.812
4ª - 2	1'14.392	0'41.457		1'15.128	0'41.897		1'14.472	0'41.578		1'14.399	0'41.668		1'15.061	0'42.016		1'14.540	0'41.636	
4ª - 3	1'58.288	0'43.896		1'58.937	0'43.809		1'57.962	0'43.490		1'57.552	0'43.153		1'58.702	0'43.641		1'58.102	0'43.562	
5ª - 1	0'33.010	0'33.010	189.807	0'33.222	0'33.222	190.141	0'32.667	0'32.667	190.813	0'35.556	0'35.556	193.203	0'32.736	0'32.736	191.490	0'33.109	0'33.109	189.142
5ª - 2	1'14.748	0'41.738		1'15.146	0'41.924		1'14.194	0'41.527		1'23.317	0'47.761		1'14.822	0'42.086		1'14.704	0'41.595	
5ª - 3	1'58.316	0'43.568		1'58.902	0'43.756		1'57.692	0'43.498		2'07.040	0'43.723		1'58.687	0'43.865		1'58.388	0'43.684	
6ª - 1	0'32.839	0'32.839	191.151	0'33.077	0'33.077	190.141	0'40.350	0'40.350	152.759	0'32.748	0'32.748	193.549	0'32.887	0'32.887	191.830	0'32.939	0'32.939	189.142
6ª - 2	1'15.132	0'42.293		1'16.067	0'42.990		1'34.357	0'54.007		1'22.069	0'49.321		1'15.003	0'42.116		1'14.535	0'41.596	
6ª - 3	1'58.829	0'43.697		1'59.791	0'43.724					2'08.549	0'46.480		1'58.675	0'43.672		1'58.121	0'43.586	
7ª - 1	0'38.410	0'38.410	189.474	0'33.219	0'33.219	189.807				0'33.361	0'33.361	194.245	0'33.202	0'33.202	191.151	0'32.756	0'32.756	189.807
7ª - 2	1'27.031	0'48.621		1'15.162	0'41.943					1'26.693	0'53.332		1'15.092	0'41.890		1'14.372	0'41.616	
7ª - 3				1'58.867	0'43.705								1'59.164	0'44.072		1'58.254	0'43.882	
8ª - 1				0'36.576	0'36.576	188.482							0'38.357	0'38.357	123.996	0'33.164	0'33.164	188.482
8ª - 2				1'20.103	0'43.527											1'17.436	0'44.272	
8ª - 3																		

Vuelta Ideal	
0'32.839	0'32.839
1'14.296	0'41.457
1'57.656	0'43.360

Vuelta Ideal	
0'32.991	0'32.991
1'14.888	0'41.897
1'58.593	0'43.705

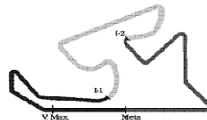
Vuelta Ideal	
0'32.667	0'32.667
1'14.194	0'41.527
1'57.670	0'43.476

Vuelta Ideal	
0'32.500	0'32.500
1'13.960	0'41.460
1'57.113	0'43.153

Vuelta Ideal	
0'32.736	0'32.736
1'14.366	0'41.630
1'57.978	0'43.612

Vuelta Ideal	
0'32.756	0'32.756
1'14.272	0'41.516
1'57.786	0'43.514

Vuelta Mas Rapida Ideal	
0'32.500	0'32.500
1'13.693	0'41.193
1'56.846	0'43.153



TIEMPOS POR VUELTA 2ª sesion de Entrenamientos

Circuito de Navarra  
13 de Abril de 2014

Numero	15			17			19			23			32			66		
	T. Vuelta	Parciales	Vel./Pil.	T. Vuelta	Parciales	Vel./Pil.	T. Vuelta	Parciales	Vel./Pil.	T. Vuelta	Parciales	Vel./Pil.	T. Vuelta	Parciales	Vel./Pil.	T. Vuelta	Parciales	Vel./Pil.
1ª - 1	0'44.904	0'44.904	111.112	0'41.160	0'41.160	135.850	0'39.659	0'39.659	144.967	0'42.038	0'42.038	144.967	0'39.033	0'39.033	146.342	0'43.348	0'43.348	138.997
1ª - 2	1'28.885	0'43.981		1'23.171	0'42.011		1'22.902	0'43.243		1'28.194	0'46.156		1'21.282	0'42.249		1'27.931	0'44.583	
1ª - 3	2'13.981	0'45.096		2'06.603	0'43.432		2'06.695	0'43.793		2'17.184	0'48.990		2'05.252	0'43.970		2'12.252	0'44.321	
2ª - 1	0'33.513	0'33.513	192.171	0'32.956	0'32.956	186.529	0'32.925	0'32.925	188.154	0'32.758	0'32.758	189.474	0'33.131	0'33.131	187.501	0'33.318	0'33.318	187.175
2ª - 2	1'15.451	0'41.938		1'14.332	0'41.376		1'14.616	0'41.691		1'13.951	0'41.193		1'14.876	0'41.745		1'15.438	0'42.120	
2ª - 3	1'59.661	0'44.210		1'58.228	0'43.896		1'58.549	0'43.933		1'57.496	0'43.545		3'13.112	1'58.236	PIT	1'59.547	0'44.109	
3ª - 1	0'33.176	0'33.176	189.807	0'32.938	0'32.938	187.175	0'32.953	0'32.953	189.142	0'38.086	0'38.086	190.141	0'38.945	0'38.945	144.579	0'33.209	0'33.209	189.142
3ª - 2	1'15.083	0'41.907		1'14.356	0'41.418		1'14.764	0'41.811		1'30.477	0'52.391		1'20.962	0'42.017		1'14.713	0'41.504	
3ª - 3	1'58.945	0'43.862		1'57.809	0'43.453		1'58.225	0'43.461		2'15.267	0'44.790		2'05.987	0'45.025		1'59.041	0'44.328	
4ª - 1	0'33.216	0'33.216	190.477	0'32.830	0'32.830	188.154	0'32.839	0'32.839	189.807	0'32.663	0'32.663	192.171	0'32.668	0'32.668	190.477	0'33.341	0'33.341	188.154
4ª - 2	1'15.360	0'42.144		1'14.190	0'41.360		1'14.784	0'41.945		1'14.234	0'41.571		1'14.330	0'41.662		1'14.990	0'41.649	
4ª - 3	1'59.343	0'43.983		1'57.607	0'43.417		1'58.564	0'43.780		1'57.672	0'43.438		1'58.113	0'43.783		1'59.159	0'44.169	
5ª - 1	0'32.828	0'32.828	190.813	0'32.701	0'32.701	188.154	0'36.822	0'36.822	190.477	0'32.651	0'32.651	192.171	0'32.789	0'32.789	188.812	0'33.512	0'33.512	188.154
5ª - 2	1'15.026	0'42.198		1'14.246	0'41.545		1'29.006	0'52.184		1'14.094	0'41.443		1'14.423	0'41.634		1'15.631	0'42.119	
5ª - 3	1'59.197	0'44.171		1'57.737	0'43.491		2'17.484	0'48.478		1'57.540	0'43.446		1'58.036	0'43.613		2'00.250	0'44.619	
6ª - 1	0'33.182	0'33.182	191.490	0'32.662	0'32.662	190.813	0'32.735	0'32.735	189.807	0'36.235	0'36.235	192.514	0'32.681	0'32.681	188.482	0'33.217	0'33.217	188.154
6ª - 2	1'15.680	0'42.498		1'14.452	0'41.790		1'14.577	0'41.842		1'30.270	0'54.035		1'14.486	0'41.805		1'16.223	0'43.006	
6ª - 3	2'00.010	0'44.330		1'57.983	0'43.531		1'58.158	0'43.581					1'58.057	0'43.571		2'00.376	0'44.153	
7ª - 1	0'38.885	0'38.885	158.591	0'36.157	0'36.157	181.209	0'32.781	0'32.781	190.477				0'39.830	0'39.830	158.824	0'32.788	0'32.788	191.830
7ª - 2	1'35.235	0'56.350		1'19.293	0'43.136		1'14.571	0'41.790								1'14.815	0'42.027	
7ª - 3							1'58.144	0'43.573								1'59.385	0'44.570	
8ª - 1							0'32.591	0'32.591	190.141							0'33.241	0'33.241	188.812
8ª - 2							1'14.514	0'41.923								1'15.480	0'42.239	
8ª - 3							1'58.317	0'43.803								1'59.410	0'43.930	

Vuelta Ideal	
0'32.828	0'32.828
1'14.735	0'41.907
1'58.597	0'43.862

Vuelta Ideal	
0'32.662	0'32.662
1'14.022	0'41.360
1'57.439	0'43.417

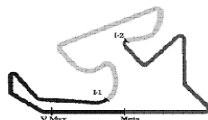
Vuelta Ideal	
0'32.591	0'32.591
1'14.282	0'41.691
1'57.743	0'43.461

Vuelta Ideal	
0'32.651	0'32.651
1'13.844	0'41.193
1'57.282	0'43.438

Vuelta Ideal	
0'32.668	0'32.668
1'14.302	0'41.634
1'57.873	0'43.571

Vuelta Ideal	
0'32.788	0'32.788
1'14.292	0'41.504
1'58.222	0'43.930

Vuelta Mas Rapida Ideal	
0'32.500	0'32.500
1'13.693	0'41.193
1'56.846	0'43.153



**TIEMPOS POR VUELTA 2ª sesion de Entrenamientos**

Circuito de Navarra  
13 de Abril de 2014

Numero 69			
Vuelta	T. Vuelta	Parciales	Vel./Pit.
1ª - 1	0'44.458	0'44.458	126.316
1ª - 2	1'29.985	0'45.527	
1ª - 3	2'14.445	0'44.460	
2ª - 1	0'32.992	0'32.992	193.549
2ª - 2	1'15.057	0'42.065	
2ª - 3	1'58.999	0'43.942	
3ª - 1	0'32.504	0'32.504	200.372
3ª - 2	1'14.522	0'42.018	
3ª - 3	1'58.527	0'44.005	
4ª - 1	0'32.917	0'32.917	191.490
4ª - 2	1'15.827	0'42.910	
4ª - 3	1'59.515	0'43.688	
5ª - 1	0'32.721	0'32.721	200.372
5ª - 2	1'14.686	0'41.965	
5ª - 3	1'58.515	0'43.829	
6ª - 1	0'32.596	0'32.596	192.514
6ª - 2	1'14.744	0'42.148	
6ª - 3	1'58.502	0'43.758	
7ª - 1	0'38.970	0'38.970	180.301
7ª - 2	1'45.489	1'06.519	
7ª - 3			
8ª - 1			
8ª - 2			
8ª - 3			

Vuelta Ideal	
0'32.504	0'32.504
1'14.469	0'41.965
1'58.157	0'43.688



### Clasificación por Sectores 2ª sesión de Entrenamientos

Sector - 1			Sector - 2			Sector - 3			Vuelta Ideal vs Vuelta Rapida				
Ord.	Nº piloto	Tiempo	Nº piloto	Tiempo	Nº piloto	Tiempo	Ord.	Nº piloto	V. Ideal	V. Rapida	Ord.		
1	12 Mikel Azcona	32.500	23 Jordi Palomeras	41.193	12 Mikel Azcona	43.153	1	12 Mikel Azcona	1'57.113	1'57.132	1		
2	69 Jonathan Gómez	32.504	3 Rafael Villanueva	41.298	7 Fabio Mota	43.207	2	3 Rafael Villanueva	1'57.158	1'57.399	2		
3	19 Fernando Navarrete	32.591	1 Nicolas Milan	41.354	2 Marc Guillot	43.208	3	1 Nicolas Milan	1'57.238	1'57.553	5		
4	1 Nicolas Milan	32.597	17 Antonio Martínez	41.360	3 Rafael Villanueva	43.210	4	23 Jordi Palomeras	1'57.282	1'57.496	4		
5	3 Rafael Villanueva	32.650	7 Fabio Mota	41.435	1 Nicolas Milan	43.287	5	2 Marc Guillot	1'57.390	1'57.405	3		
6	23 Jordi Palomeras	32.651	9 Alex Royo	41.457	9 Alex Royo	43.360	6	17 Antonio Martínez	1'57.439	1'57.607	6		
7	17 Antonio Martínez	32.662	12 Mikel Azcona	41.460	17 Antonio Martínez	43.417	7	9 Alex Royo	1'57.656	1'58.288	12		
8	11 Santiago Navarro	32.667	66 Marinsek Jure	41.504	23 Jordi Palomeras	43.438	8	11 Santiago Navarro	1'57.670	1'57.692	7		
9	32 David Cébrian	32.668	2 Marc Guillot	41.507	19 Fernando Navarrete	43.461	9	7 Fabio Mota	1'57.684	1'57.799	8		
10	2 Marc Guillot	32.675	14 Ferrán Méndez	41.516	11 Santiago Navarro	43.476	10	19 Fernando Navarrete	1'57.743	1'58.144	11		
11	13 Jacobo García	32.736	11 Santiago Navarro	41.527	14 Ferrán Méndez	43.514	11	14 Ferrán Méndez	1'57.786	1'58.043	10		
12	14 Ferrán Méndez	32.756	13 Jacobo García	41.630	32 David Cébrian	43.571	12	32 David Cébrian	1'57.873	1'58.036	9		
13	66 Marinsek Jure	32.788	32 David Cébrian	41.634	5 Denis Gibaud	43.612	13	13 Jacobo García	1'57.978	1'58.407	13		
14	15 Alba Cano	32.828	19 Fernando Navarrete	41.691	13 Jacobo García	43.612	14	69 Jonathan Gómez	1'58.157	1'58.502	15		
15	9 Alex Royo	32.839	5 Denis Gibaud	41.783	69 Jonathan Gómez	43.688	15	66 Marinsek Jure	1'58.222	1'59.041	19		
16	6 Leonardo Sabán	32.857	10 Marco Ampolo	41.897	10 Marco Ampolo	43.705	16	5 Denis Gibaud	1'58.283	1'58.427	14		
17	5 Denis Gibaud	32.888	15 Alba Cano	41.907	15 Alba Cano	43.862	17	10 Marco Ampolo	1'58.593	1'58.860	16		
18	10 Marco Ampolo	32.991	69 Jonathan Gómez	41.965	6 Leonardo Sabán	43.917	18	15 Alba Cano	1'58.597	1'58.945	17		
19	7 Fabio Mota	33.042	6 Leonardo Sabán	42.236	66 Marinsek Jure	43.930	19	6 Leonardo Sabán	1'59.010	1'59.010	18		



Circuito de Navarra

13 de Abril de 2014

**VELOCIDAD MAXIMA 2ª sesion de Entrenamientos**

Ord.	Nº	Concursante	Piloto	Nac.	Descr.	Piloto 2	Nac.	Descr.	Km/h
1	69	José Carlos Rodríguez Barcala	Jonathan Gómez	Esp	A	Oscar Gómez	Esp	A	200.372
2	12		Joaquín Rodrigo	Esp	AJ	Mikel Azcona	Esp	J	194.245
3	2	Milan Competition	Marc Guillot	Fr					193.896
4	6	Escuderia 1000 lagos	Leonardo Sabán	Esp					193.896
5	3	Rasante Sport	Rafael Villanueva	Esp					193.203
6	5	Milan Competition	Denis Gibaud	Fr	AR				192.858
7	23	Monlau Competicion	Jordi Palomeras	Esp					192.514
8	15	Monlau Competicion	Alba Cano	Esp	JRD				192.171
9	66	Lema Racing	Marinsek Jure	Sl	JR				191.830
10	13	Grt Motorsport	Jacobo García	Esp	A				191.830
11	9	Pujolaracing Club	Alex Royo	Esp					191.151
12	11	Pcr Sport	Santiago Navarro	Esp	A				190.813
13	10	Race	Marco Ampolo	It					190.813
14	17	Race	Antonio Martinez	Esp	J				190.813
15	7	Lema Racing	Fabio Mota	Pt	R				190.813
16	19	Race	Fernando Navarrete	Esp					190.477
17	32	Monlau Competicion	David Cébrian	Esp	J				190.477
18	14		Ferrán Méndez	Esp	JR				189.807
19	1	Milan Competition	Nicolas Milan	Fr					189.142



**COCA**  
CRONOMETRAJE  
Santísima Trinidad 30 28010 MADRID  
Tel y Fax 91.448.32.06  
www.cronococa.com  
e-mail:info@cronococa.com



C/Est. Nave 1-2 06016 La Torre de Utrilla  
Tel/Fax 938 880 983  
www.vlineorg.com  
e-mail: vicky@vlineorg.com



## RESULTADOS OFICIALES 2ª SESION DE ENTRENAMIENTOS

Ord.	Nº	Concursante	Piloto	Nac.	Descr.	Piloto 2	Nac.	Descr.	N.V.	V.R.	Tiempo	Dif. 1º	Dif. Ant	Km/h
1	12	Automovil Club Zaragoza	Joaquín Rodrigo	Esp	AJ	<u>Mikel Azcona</u>	Esp	J	7	4	<b>1'57.132</b>			120.880
2	3	Rasante Sport	<u>Rafael Villanueva</u>	Esp					7	6	<b>1'57.399</b>	0"267	0"267	120.605
3	2	Milan Competition	<u>Marc Guillot</u>	Fr					6	5	<b>1'57.405</b>	0"273	0"006	120.598
4	23	Monlau Competicion	<u>Jordi Palomeras</u>	Esp					6	3	<b>1'57.496</b>	0"364	0"091	120.505
5	17	RACE	<u>Antonio Martinez</u>	Esp	J				7	5	<b>1'57.607</b>	0"475	0"111	120.391
6	1	Milan Competition	<u>Nicolas Milan</u>	Fr					6	3	<b>1'57.657</b>	0"525	0"050	120.447
7	11	Pcr Sport	<u>Santiago Navarro</u>	Esp	A				6	6	<b>1'57.692</b>	0"560	0"035	120.304
8	7	Lema Racing	<u>Fabio Mota</u>	Pt	R				7	3	<b>1'57.799</b>	0"667	0"107	120.195
9	32	Monlau Competicion	<u>David Cébrian</u>	Esp	J				7	6	<b>1'58.036</b>	0"904	0"237	119.954
10	14	Escuderia Costa Daurada	<u>Ferrán Méndez</u>	Esp	JR				8	4	<b>1'58.043</b>	0"911	0"007	119.947
11	19	RACE	<u>Fernando Navarrete</u>	Esp					9	8	<b>1'58.144</b>	1"012	0"101	119.844
12	9	Escuderia Mollerussa	<u>Alex Royo</u>	Esp					7	5	<b>1'58.288</b>	1"156	0"144	119.698
13	13	Grt Motorsport	<u>Jacobo García</u>	Esp	A				8	3	<b>1'58.407</b>	1"275	0"119	119.578
14	5	Milan Competition	<u>Denis Gibaud</u>	Fr	AR				6	3	<b>1'58.427</b>	1"295	0"020	119.558
15	69	José Carlos Rodriguez Barcala	<u>Jonathan Gómez</u>	Esp	A	Oscar Gómez	Esp	A	7	7	<b>1'58.502</b>	1"370	0"075	119.482
16	10	RACE	<u>Marco Ampolo</u>	It					8	4	<b>1'58.860</b>	1"728	0"358	119.122
17	15	Monlau Competition	<u>Alba Cano</u>	Esp	JRD				7	4	<b>1'58.945</b>	1"813	0"085	119.037
18	6	Escuderia 1000 lagos	<u>Leonardo Sabán</u>	Esp					5	5	<b>1'59.010</b>	1"878	0"065	118.972
19	66	Lema Racing	<u>Marinsek Jure</u>	SI	JR				9	4	<b>1'59.041</b>	1"909	0"031	118.941

Anulado el mejor tiempo del participante numero 1 en virtud del Art. 18.16 del RDVC 2014.

Circuito de Navarra 12 de Abril de 2014

A las Horas.

LOS COMISARIOS DEPORTIVOS

EL JEFE DE CRONOMETRAJE

**PARRILLA DE SALIDA 3ª Carrera**

Num.	piloto	Tiempo	Fila	Num.	piloto	Tiempo
6	Leonardo Sabán	1'59.010	..... 9 .....	66	Marinsek Jure	1'59.041
10	Marco Ampolo	1'58.860	..... 8 .....	15	Alba Cano	1'58.945
5	Denis Gibaud	1'58.427	..... 7 .....	69	Jonathan Gómez	1'58.502
9	Alex Royo	1'58.288	..... 6 .....	13	Jacobo García	1'58.407
14	Ferrán Méndez	1'58.043	..... 5 .....	19	Fernando Navarrete	1'58.144
7	Fabio Mota	1'57.799	..... 4 .....	32	David Cébrian	1'58.036
1	Nicolas Milan	1'57.657	..... 3 .....	11	Santiago Navarro	1'57.692
23	Jordi Palomeras	1'57.496	..... 2 .....	17	Antonio Martinez	1'57.607
3	Rafael Villanueva	1'57.399	..... 1 .....	2	Marc Guillot	1'57.405
				12	Mikel Azcona	1'57.132



LOS COMISARIOS DEPORTIVOS

JEFE de CRONOMETRAJE