

## RESULTADOS Entrenamientos Piloto Grupo - A

| Ord. | Nº | Concursante               | Equipo                    | Piloto            | Nac. | N.V. | V.R. | Tiempo   | Dif. 1º | Dif. Ant | Km/h    | Puntos |
|------|----|---------------------------|---------------------------|-------------------|------|------|------|----------|---------|----------|---------|--------|
| 1    | 66 | DRIVEX SCHOOL             | TEAM MINI PORTUGAL        | GONÇALO GOMESS    | PT.  | 10   | 9    | 1'49.230 |         |          | 126.889 | 1      |
| 2    | 9  | RACE                      | AUTO BUIGAS-SMC JUNIOR    | LUIS MIGUEL REYES | ESP. | 11   | 8    | 1'49.349 | 0"119   | 0"119    | 126.751 | 2      |
| 3    | 4  | RACE                      | CUZCO MOTOR- SMC JUNIOR   | ANTONIO MARTINEZ  | ESP. | 9    | 6    | 1'49.379 | 0"149   | 0"030    | 126.716 | 3      |
| 4    | 26 | JOSE ANTONIO LISTE        | ALONSO LISTE - LUGAUTO    | JOSE ALONSO LISTE | ESP. | 11   | 10   | 1'49.393 | 0"163   | 0"014    | 126.700 | 4      |
| 5    | 13 | AUTOSA TORMES COMPETICION | AUTOSA TORMES COMPETICION | BRUNO MENDEZ      | ESP. | 10   | 7    | 1'49.559 | 0"329   | 0"166    | 126.508 | 5      |
| 6    | 35 | ESCUDERIA MILENIO         | VEHINTER - EBERHARD       | ALVARO RODRIGUEZ  | ESP. | 9    | 8    | 1'49.729 | 0"499   | 0"170    | 126.312 | 6      |
| 7    | 37 | ESCUDERIA MILENIO         | LENKER & GRÍBLAU          | JAVIER VILLA      | ESP. | 9    | 7    | 1'50.041 | 0"811   | 0"312    | 125.954 | 7      |
| 8    | 69 | STEVE MATTHYSSEN          | PORNTUBE - DALE GAS       | STEVE MATTHYSSEN  | BG.  | 9    | 8    | 1'50.485 | 1"255   | 0"444    | 125.447 | 8      |
| 9    | 88 | SALVADOR TINEO MORENO     | TEAM GUARNIERI            | SALVADOR TINEO    | ESP. | 10   | 9    | 1'50.617 | 1"387   | 0"132    | 125.298 | 9      |
| 10   | 5  | DRIVEX SCHOOL             | FOX TEAM                  | ANGEL SEVILLANO   | ESP. | 10   | 9    | 1'51.045 | 1"815   | 0"428    | 124.815 | 10     |
| 11   | 27 | EFICAR TEAM               | EFICAR-INAUTO             | PABLO AMOROS      | ESP. | 9    | 8    | 1'51.251 | 2"021   | 0"206    | 124.584 | 11     |
| 12   | 38 | ESCUDERIA COSTA DORADA    | MINI MADRID               | ORIO DALMAU       | ESP. | 10   | 9    | 1'51.454 | 2"224   | 0"203    | 124.357 | 12     |
| 13   | 78 | ESCUDERIA LLEIDA          | MARTIN I CONESA           | MARC TOSCAS       | ESP. | 8    | 7    | 1'58.398 | 9"168   | 6"944    | 117.063 | 13     |
| 14   | 15 | BMW                       | MINI ESPAÑA PRENSA        | JESUS ALVAREZ     | ESP. | 10   | 9    | 1'59.245 | 10"015  | 0"847    | 116.232 | 14     |

Circuito del Jarama 29 de Octubre de 2011


A las 10:14 Horas.



Santisima Trinidad 30 28010 MADRID  
Tel y Fax 91.448.32.06  
www.cronococa.com  
e-mail:info@cronococa.com

EL DIRECTOR DE CARRERA

EL JEFE DE CRONOMETRAJE



## TIEMPOS POR VUELTA Entrenamientos Piloto Grupo - A

| Numero  | 4               |                 |           | 5               |                 |           | 9               |                 |           | 13              |                 |           | 15              |                 |           | 26              |                 |           |
|---------|-----------------|-----------------|-----------|-----------------|-----------------|-----------|-----------------|-----------------|-----------|-----------------|-----------------|-----------|-----------------|-----------------|-----------|-----------------|-----------------|-----------|
|         | Vuelta          | Parciales       | Vel./Pil. | Vuelta          | Parciales       | Vel./Pil. | Vuelta          | Parciales       | Vel./Pil. | Vuelta          | Parciales       | Vel./Pil. | Vuelta          | Parciales       | Vel./Pil. | Vuelta          | Parciales       | Vel./Pil. |
| 1ª - 1  | 0'46.087        | 0'46.087        | 175.041   | 0'46.086        | 0'46.086        | 189.807   | 0'45.871        | 0'45.871        | 185.568   | 0'43.967        | 0'43.967        | 203.008   | 0'50.343        | 0'50.343        | 165.645   | 0'45.439        | 0'45.439        | 166.667   |
| 1ª - 2  | 1'25.757        | 0'39.670        |           | 1'27.214        | 0'41.128        |           | 1'25.484        | 0'39.613        |           | 1'21.926        | 0'37.959        |           | 1'32.708        | 0'42.365        |           | 1'25.323        | 0'39.884        |           |
| 1ª - 3  | 2'03.755        | 0'37.998        | PIT       | 2'00.723        | 0'33.509        |           | 2'03.940        | 0'38.456        | PIT       | 1'58.669        | 0'36.743        | PIT       | 2'07.909        | 0'35.201        |           | 1'58.084        | 0'32.761        |           |
| 2ª - 1  | 2'12.299        | 2'12.299        |           | 0'44.511        | 0'44.511        | 199.631   | 2'12.767        | 2'12.767        |           | 2'35.334        | 2'35.334        |           | 0'48.597        | 0'48.597        | 194.245   | 0'43.637        | 0'43.637        | 198.896   |
| 2ª - 2  | 2'50.993        | 0'38.694        |           | 1'22.746        | 0'38.235        |           | 2'53.539        | 0'40.772        |           | 3'14.826        | 0'39.492        |           | 1'31.464        | 0'42.867        |           | 1'20.910        | 0'37.273        |           |
| 2ª - 3  | 3'22.572        | 0'31.579        |           | 1'54.813        | 0'32.067        |           | 3'25.872        | 0'32.333        |           | 3'46.473        | 0'31.647        |           | 2'05.800        | 0'34.336        |           | 1'52.172        | 0'31.262        |           |
| 3ª - 1  | 0'43.008        | 0'43.008        | 208.495   | 0'43.687        | 0'43.687        | 203.008   | 0'42.903        | 0'42.903        | 203.390   | 0'42.477        | 0'42.477        | 205.715   | 0'46.797        | 0'46.797        | 199.631   | 0'43.100        | 0'43.100        | 204.546   |
| 3ª - 2  | 1'20.122        | 0'37.114        |           | 1'23.700        | 0'40.013        |           | 1'20.066        | 0'37.163        |           | 1'18.907        | 0'36.430        |           | 1'26.902        | 0'40.105        |           | 1'19.896        | 0'36.796        |           |
| 3ª - 3  | 1'51.083        | 0'30.961        |           | 2'00.085        | 0'36.385        | PIT       | 1'51.078        | 0'31.012        |           | 1'49.848        | 0'30.941        |           | 2'00.889        | 0'33.987        |           | 1'50.983        | 0'31.087        |           |
| 4ª - 1  | 0'42.440        | 0'42.440        | 207.294   | 2'11.035        | 2'11.035        |           | 0'42.149        | 0'42.149        | 204.934   | 0'42.329        | 0'42.329        | 207.294   | 0'47.400        | 0'47.400        | 195.299   | 0'44.653        | 0'44.653        | 204.934   |
| 4ª - 2  | 1'19.199        | 0'36.759        |           | 2'51.567        | 0'40.532        |           | 1'19.180        | 0'37.031        |           | 1'19.758        | 0'37.429        |           | 1'27.848        | 0'40.448        |           | 1'29.950        | 0'45.297        |           |
| 4ª - 3  | 1'50.154        | 0'30.955        |           | 3'24.247        | 0'32.680        |           | 1'50.137        | 0'30.957        |           | 2'01.106        | 0'41.348        |           | 2'01.665        | 0'33.817        |           | 2'01.129        | 0'31.179        |           |
| 5ª - 1  | 0'42.077        | <u>0'42.077</u> | 207.294   | 0'44.749        | 0'44.749        | 196.364   | 0'42.362        | 0'42.362        | 206.107   | 0'42.294        | 0'42.294        | 160.715   | 0'45.994        | 0'45.994        | 191.830   | 0'42.607        | 0'42.607        | 205.324   |
| 5ª - 2  | 1'18.548        | <u>0'36.471</u> |           | 1'23.951        | 0'39.202        |           | 1'19.174        | 0'36.812        |           | 1'28.990        | 0'39.244        |           | 1'26.100        | 0'40.106        |           | 1'19.149        | 0'36.542        |           |
| 5ª - 3  | <u>1'49.379</u> | <u>0'30.831</u> |           | 1'55.906        | 0'31.955        |           | 1'50.244        | 0'31.070        |           | 2'00.730        | 0'31.740        |           | 2'00.787        | 0'34.687        |           | 1'50.173        | 0'31.024        |           |
| 6ª - 1  | 0'42.481        | 0'42.481        | 207.693   | 0'43.157        | 0'43.157        | 206.107   | 0'42.018        | 0'42.018        | 205.715   | 0'42.294        | 0'42.294        | 204.934   | 0'46.410        | 0'46.410        | 192.514   | 0'42.240        | 0'42.240        | 205.715   |
| 6ª - 2  | 1'19.035        | 0'36.554        |           | 1'20.535        | 0'37.378        |           | 1'18.607        | 0'36.589        |           | 1'18.696        | <u>0'36.402</u> |           | 1'26.557        | 0'40.147        |           | 1'18.752        | 0'36.419        |           |
| 6ª - 3  | 1'49.868        | 0'30.833        |           | 1'52.168        | 0'31.633        |           | 1'49.522        | 0'30.915        |           | <u>1'49.559</u> | <u>0'30.863</u> |           | 1'59.996        | <u>0'33.439</u> |           | 1'49.747        | 0'31.106        |           |
| 7ª - 1  | 0'42.238        | 0'42.238        | 207.693   | 0'43.751        | 0'43.751        | 205.324   | 0'41.979        | <u>0'41.979</u> | 206.107   | 0'42.013        | <u>0'42.013</u> | 204.934   | 0'46.942        | 0'46.942        | 189.474   | 0'42.333        | 0'42.333        | 205.324   |
| 7ª - 2  | 1'18.858        | 0'36.620        |           | 1'21.038        | 0'37.287        |           | 1'18.644        | 0'36.665        |           | 1'22.456        | 0'40.443        |           | 1'26.490        | <u>0'39.548</u> |           | 1'18.752        | 0'36.419        |           |
| 7ª - 3  | 1'49.713        | 0'30.855        |           | 1'52.364        | 0'31.326        |           | <u>1'49.349</u> | <u>0'30.705</u> |           | 1'56.147        | 0'33.691        |           | 1'59.936        | 0'33.446        |           | 1'49.637        | 0'30.885        |           |
| 8ª - 1  | 0'47.405        | 0'47.405        | 161.677   | 0'42.701        | <u>0'42.701</u> | 205.324   | 0'42.067        | 0'42.067        | 206.501   | 0'42.179        | 0'42.179        | 204.934   | 0'45.841        | <u>0'45.841</u> | 196.722   | 0'42.487        | 0'42.487        | 205.324   |
| 8ª - 2  | 1'30.431        | 0'43.026        |           | 1'19.726        | <u>0'37.025</u> |           | 1'18.683        | 0'36.616        |           | 1'18.658        | 0'36.479        |           | 1'25.583        | 0'39.742        |           | 1'18.908        | 0'36.421        |           |
| 8ª - 3  | 2'08.849        | 0'38.418        | PIT       | <u>1'51.045</u> | <u>0'31.319</u> |           | 1'49.730        | 0'31.047        |           | 1'49.650        | 0'30.992        |           | <u>1'59.245</u> | 0'33.662        |           | 1'49.764        | <u>0'30.856</u> |           |
| 9ª - 1  |                 |                 |           | 0'48.152        | 0'48.152        | 206.107   | 0'42.089        | 0'42.089        | 206.501   | 0'50.819        | 0'50.819        | 176.471   | 0'46.469        | 0'46.469        | 190.477   | 0'42.215        | <u>0'42.215</u> | 205.715   |
| 9ª - 2  |                 |                 |           | 1'33.001        | 0'44.849        |           | 1'18.632        | <u>0'36.543</u> |           | 1'35.910        | 0'45.091        |           | 1'27.810        | 0'41.341        |           | 1'18.513        | <u>0'36.298</u> |           |
| 9ª - 3  |                 |                 |           | 2'13.775        | 0'40.774        | PIT       | 1'49.673        | 0'31.041        |           | 2'16.429        | 0'40.519        | PIT       | 2'08.451        | 0'40.641        | PIT       | <u>1'49.393</u> | 0'30.880        |           |
| 10ª - 1 |                 |                 |           |                 |                 |           | 0'45.329        | 0'45.329        | 183.051   |                 |                 |           |                 |                 |           | 0'42.762        | 0'42.762        | 205.324   |
| 10ª - 2 |                 |                 |           |                 |                 |           | 1'28.236        | 0'42.907        |           |                 |                 |           |                 |                 |           | 1'19.953        | 0'37.191        |           |
| 10ª - 3 |                 |                 |           |                 |                 |           | 2'12.548        | 0'44.312        | PIT       |                 |                 |           |                 |                 |           | 1'56.718        | 0'36.765        | PIT       |

| Vuelta Ideal |          |
|--------------|----------|
| 0'42.077     | 0'42.077 |
| 1'18.548     | 0'36.471 |
| 1'49.379     | 0'30.831 |

| Vuelta Ideal |          |
|--------------|----------|
| 0'42.701     | 0'42.701 |
| 1'19.726     | 0'37.025 |
| 1'51.045     | 0'31.319 |

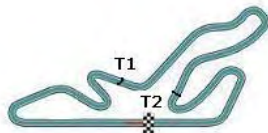
| Vuelta Ideal |          |
|--------------|----------|
| 0'41.979     | 0'41.979 |
| 1'18.522     | 0'36.543 |
| 1'49.227     | 0'30.705 |

| Vuelta Ideal |          |
|--------------|----------|
| 0'42.013     | 0'42.013 |
| 1'18.415     | 0'36.402 |
| 1'49.278     | 0'30.863 |

| Vuelta Ideal |          |
|--------------|----------|
| 0'45.841     | 0'45.841 |
| 1'25.389     | 0'39.548 |
| 1'58.828     | 0'33.439 |

| Vuelta Ideal |          |
|--------------|----------|
| 0'42.215     | 0'42.215 |
| 1'18.513     | 0'36.298 |
| 1'49.369     | 0'30.856 |

| Vuelta Mas Rapida Ideal |          |
|-------------------------|----------|
| 0'41.838                | 0'41.838 |
| 1'18.136                | 0'36.298 |
| 1'48.841                | 0'30.705 |



## TIEMPOS POR VUELTA Entrenamientos Piloto Grupo - A

Circuito del Jarama  
29 - 30 de Octubre de 2011

| Numero  | 27       |           |           | 35       |           |           | 37       |           |           | 38       |           |           | 66       |           |           | 69       |           |           |
|---------|----------|-----------|-----------|----------|-----------|-----------|----------|-----------|-----------|----------|-----------|-----------|----------|-----------|-----------|----------|-----------|-----------|
|         | Vuelta   | Parciales | Vel./Pil. | Vuelta   | Parciales | Vel./Pil. | Vuelta   | Parciales | Vel./Pil. | Vuelta   | Parciales | Vel./Pil. | Vuelta   | Parciales | Vel./Pil. | Vuelta   | Parciales | Vel./Pil. |
| 1ª - 1  | 0'48.383 | 0'48.383  | 180.602   | 0'44.122 | 0'44.122  | 202.248   | 0'44.130 | 0'44.130  | 202.248   | 0'45.210 | 0'45.210  | 185.249   | 0'50.941 | 0'50.941  | 139.897   | 0'45.828 | 0'45.828  | 197.441   |
| 1ª - 2  | 1'29.620 | 0'41.237  |           | 1'21.788 | 0'37.666  |           | 1'22.032 | 0'37.902  |           | 1'24.624 | 0'39.414  |           | 1'30.740 | 0'39.799  |           | 1'25.171 | 0'39.343  |           |
| 1ª - 3  | 2'07.869 | 0'38.249  | PIT       | 1'53.649 | 0'31.861  |           | 1'58.122 | 0'36.090  | PIT       | 1'56.893 | 0'32.269  |           | 2'02.696 | 0'31.956  |           | 1'57.406 | 0'32.235  |           |
| 2ª - 1  | 2'50.713 | 2'50.713  |           | 0'43.120 | 0'43.120  | 203.390   | 4'16.453 | 4'16.453  |           | 0'43.891 | 0'43.891  | 200.744   | 0'42.851 | 0'42.851  | 206.107   | 0'44.152 | 0'44.152  | 203.008   |
| 2ª - 2  | 3'36.464 | 0'45.751  |           | 1'20.156 | 0'37.036  |           | 5'07.782 | 0'51.329  |           | 1'21.946 | 0'38.055  |           | 1'19.709 | 0'36.858  |           | 1'21.967 | 0'37.815  |           |
| 2ª - 3  | 4'08.955 | 0'32.491  |           | 1'51.461 | 0'31.305  |           | 5'41.499 | 0'33.717  |           | 1'53.428 | 0'31.482  |           | 1'50.847 | 0'31.138  |           | 1'57.816 | 0'35.849  | PIT       |
| 3ª - 1  | 0'43.726 | 0'43.726  | 206.897   | 0'42.679 | 0'42.679  | 203.390   | 0'42.907 | 0'42.907  | 203.008   | 0'43.558 | 0'43.558  | 203.774   | 0'42.406 | 0'42.406  | 203.774   | 2'57.504 | 2'57.504  |           |
| 3ª - 2  | 1'21.369 | 0'37.643  |           | 1'19.400 | 0'36.721  |           | 1'19.864 | 0'36.957  |           | 1'21.450 | 0'37.892  |           | 1'19.067 | 0'36.661  |           | 3'38.703 | 0'41.199  |           |
| 3ª - 3  | 1'53.268 | 0'31.899  |           | 1'50.589 | 0'31.189  |           | 1'50.793 | 0'30.929  |           | 2'00.212 | 0'38.762  | PIT       | 1'50.169 | 0'31.102  |           | 4'10.689 | 0'31.986  |           |
| 4ª - 1  | 0'43.592 | 0'43.592  | 207.294   | 0'43.291 | 0'43.291  | 203.774   | 0'42.365 | 0'42.365  | 205.715   | 2'16.657 | 2'16.657  |           | 0'42.137 | 0'42.137  | 204.934   | 0'43.025 | 0'43.025  | 204.159   |
| 4ª - 2  | 1'21.399 | 0'37.807  |           | 1'22.153 | 0'38.862  |           | 1'19.070 | 0'36.705  |           | 2'58.867 | 0'42.210  |           | 1'18.671 | 0'36.534  |           | 1'20.291 | 0'37.266  |           |
| 4ª - 3  | 2'39.656 | 1'18.257  |           | 2'04.795 | 0'42.642  | PIT       | 1'50.139 | 0'31.069  |           | 3'30.431 | 0'31.564  |           | 1'49.503 | 0'30.832  |           | 1'51.505 | 0'31.214  |           |
| 5ª - 1  | 0'43.109 | 0'43.109  | 202.248   | 2'49.864 | 2'49.864  |           | 0'42.551 | 0'42.551  | 204.159   | 0'43.312 | 0'43.312  | 205.324   | 0'43.647 | 0'43.647  | 204.159   | 0'42.996 | 0'42.996  | 201.493   |
| 5ª - 2  | 1'20.336 | 0'37.227  |           | 3'31.116 | 0'41.252  |           | 1'19.128 | 0'36.577  |           | 1'21.000 | 0'37.688  |           | 1'22.019 | 0'38.372  |           | 1'20.362 | 0'37.366  |           |
| 5ª - 3  | 1'51.601 | 0'31.265  |           | 4'03.195 | 0'32.079  |           | 1'50.056 | 0'30.928  |           | 1'52.346 | 0'31.346  |           | 1'58.002 | 0'35.983  | PIT       | 1'51.546 | 0'31.184  |           |
| 6ª - 1  | 0'43.188 | 0'43.188  | 206.501   | 0'42.864 | 0'42.864  | 204.546   | 0'42.528 | 0'42.528  | 204.159   | 0'42.700 | 0'42.700  | 203.008   | 2'28.739 | 2'28.739  |           | 0'42.648 | 0'42.648  | 202.248   |
| 6ª - 2  | 1'20.307 | 0'37.119  |           | 1'19.693 | 0'36.829  |           | 1'19.040 | 0'36.512  |           | 1'20.036 | 0'37.336  |           | 3'06.663 | 0'37.924  |           | 1'19.563 | 0'36.915  |           |
| 6ª - 3  | 1'51.657 | 0'31.350  |           | 1'50.823 | 0'31.130  |           | 1'50.041 | 0'31.001  |           | 1'51.598 | 0'31.562  |           | 3'38.061 | 0'31.398  |           | 1'50.514 | 0'30.951  |           |
| 7ª - 1  | 0'42.794 | 0'42.794  | 206.897   | 0'42.357 | 0'42.357  | 205.715   | 0'42.809 | 0'42.809  | 204.934   | 0'43.259 | 0'43.259  | 201.493   | 0'42.289 | 0'42.289  | 204.934   | 0'42.378 | 0'42.378  | 203.390   |
| 7ª - 2  | 1'19.977 | 0'37.183  |           | 1'18.755 | 0'36.398  |           | 1'19.449 | 0'36.640  |           | 1'21.506 | 0'38.247  |           | 1'18.785 | 0'36.496  |           | 1'19.156 | 0'36.778  |           |
| 7ª - 3  | 1'51.251 | 0'31.274  |           | 1'49.729 | 0'30.974  |           | 1'50.414 | 0'30.965  |           | 1'52.888 | 0'31.382  |           | 1'49.729 | 0'30.944  |           | 1'50.485 | 0'31.329  |           |
| 8ª - 1  | 0'49.349 | 0'49.349  | 176.183   | 0'44.956 | 0'44.956  | 204.934   | 0'42.612 | 0'42.612  | 204.934   | 0'42.980 | 0'42.980  | 205.324   | 0'41.838 | 0'41.838  | 206.501   | 0'44.050 | 0'44.050  | 206.501   |
| 8ª - 2  | 1'37.722 | 0'48.373  |           | 1'25.296 | 0'40.340  |           | 1'19.132 | 0'36.520  |           | 1'20.058 | 0'37.078  |           | 1'18.223 | 0'36.385  |           | 1'21.919 | 0'37.869  |           |
| 8ª - 3  | 2'24.295 | 0'46.573  | PIT       | 2'06.822 | 0'41.526  | PIT       | 2'00.186 | 0'41.054  | PIT       | 1'51.454 | 0'31.396  |           | 1'49.230 | 0'31.007  |           | 2'03.765 | 0'41.846  | PIT       |
| 9ª - 1  |          |           |           |          |           |           |          |           |           | 0'43.304 | 0'43.304  | 204.159   | 0'46.732 | 0'46.732  | 188.482   |          |           |           |
| 9ª - 2  |          |           |           |          |           |           |          |           |           | 1'20.506 | 0'37.202  |           | 1'29.538 | 0'42.806  |           |          |           |           |
| 9ª - 3  |          |           |           |          |           |           |          |           |           | 2'00.017 | 0'39.511  | PIT       | 2'08.617 | 0'39.079  | PIT       |          |           |           |
| 10ª - 1 |          |           |           |          |           |           |          |           |           |          |           |           |          |           |           |          |           |           |
| 10ª - 2 |          |           |           |          |           |           |          |           |           |          |           |           |          |           |           |          |           |           |
| 10ª - 3 |          |           |           |          |           |           |          |           |           |          |           |           |          |           |           |          |           |           |

| Vuelta Ideal |          |
|--------------|----------|
| 0'42.794     | 0'42.794 |
| 1'19.913     | 0'37.119 |
| 1'51.178     | 0'31.265 |

| Vuelta Ideal |          |
|--------------|----------|
| 0'42.357     | 0'42.357 |
| 1'18.755     | 0'36.398 |
| 1'49.729     | 0'30.974 |

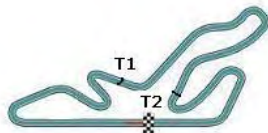
| Vuelta Ideal |          |
|--------------|----------|
| 0'42.365     | 0'42.365 |
| 1'18.877     | 0'36.512 |
| 1'49.805     | 0'30.928 |

| Vuelta Ideal |          |
|--------------|----------|
| 0'42.700     | 0'42.700 |
| 1'19.778     | 0'37.078 |
| 1'51.124     | 0'31.346 |

| Vuelta Ideal |          |
|--------------|----------|
| 0'41.838     | 0'41.838 |
| 1'18.223     | 0'36.385 |
| 1'49.055     | 0'30.832 |

| Vuelta Ideal |          |
|--------------|----------|
| 0'42.378     | 0'42.378 |
| 1'19.156     | 0'36.778 |
| 1'50.107     | 0'30.951 |

| Vuelta Mas Rapida Ideal |          |
|-------------------------|----------|
| 0'41.838                | 0'41.838 |
| 1'18.136                | 0'36.298 |
| 1'48.841                | 0'30.705 |

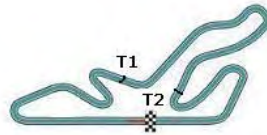


## TIEMPOS POR VUELTA Entrenamientos Piloto Grupo - A

| Numero  | 78              |                 |           | 88              |                 |           |
|---------|-----------------|-----------------|-----------|-----------------|-----------------|-----------|
|         | Vuelta          | Parciales       | Vel./Pil. | Vuelta          | Parciales       | Vel./Pil. |
| 1ª - 1  | 0'52.409        | 0'52.409        | 155.173   | 0'45.454        | 0'45.454        | 189.142   |
| 1ª - 2  | 1'38.844        | 0'46.435        |           | 1'25.036        | 0'39.582        |           |
| 1ª - 3  | 2'16.592        | 0'37.748        |           | 2'02.231        | 0'37.195        | PIT       |
| 2ª - 1  | 0'48.488        | 0'48.488        | 183.674   | 2'41.825        | 2'41.825        |           |
| 2ª - 2  | 1'31.024        | 0'42.536        |           | 3'21.249        | 0'39.424        |           |
| 2ª - 3  | 2'05.798        | 0'34.774        |           | 3'53.200        | 0'31.951        |           |
| 3ª - 1  | 0'46.659        | 0'46.659        | 198.530   | 0'43.860        | 0'43.860        | 204.546   |
| 3ª - 2  | 1'27.405        | 0'40.746        |           | 1'21.770        | 0'37.910        |           |
| 3ª - 3  | 2'01.848        | 0'34.443        |           | 1'53.172        | 0'31.402        |           |
| 4ª - 1  | 0'46.249        | 0'46.249        | 195.299   | 0'42.917        | 0'42.917        | 206.897   |
| 4ª - 2  | 1'27.938        | 0'41.689        |           | 1'20.170        | 0'37.253        |           |
| 4ª - 3  | 2'01.423        | 0'33.485        |           | 1'51.495        | 0'31.325        |           |
| 5ª - 1  | 0'45.027        | <u>0'45.027</u> | 201.493   | 0'42.801        | 0'42.801        | 206.107   |
| 5ª - 2  | 1'25.796        | 0'40.769        |           | 1'20.450        | 0'37.649        |           |
| 5ª - 3  | 1'59.876        | 0'34.080        |           | 1'51.681        | 0'31.231        |           |
| 6ª - 1  | 0'45.454        | 0'45.454        | 201.118   | 0'42.789        | 0'42.789        | 205.715   |
| 6ª - 2  | 1'25.127        | <u>0'39.673</u> |           | 1'19.958        | 0'37.169        |           |
| 6ª - 3  | <u>1'58.398</u> | <u>0'33.271</u> |           | 1'50.935        | 0'30.977        |           |
| 7ª - 1  | 0'45.478        | 0'45.478        | 179.402   | 0'42.676        | 0'42.676        | 205.324   |
| 7ª - 2  | 1'25.666        | 0'40.188        |           | 1'19.740        | 0'37.064        |           |
| 7ª - 3  | 2'08.632        | 0'42.966        | PIT       | 1'50.652        | <u>0'30.912</u> |           |
| 8ª - 1  |                 |                 |           | 0'42.649        | <u>0'42.649</u> | 206.501   |
| 8ª - 2  |                 |                 |           | 1'19.625        | <u>0'36.976</u> |           |
| 8ª - 3  |                 |                 |           | <u>1'50.617</u> | 0'30.992        |           |
| 9ª - 1  |                 |                 |           | 0'46.405        | 0'46.405        | 181.208   |
| 9ª - 2  |                 |                 |           | 1'28.219        | 0'41.814        |           |
| 9ª - 3  |                 |                 |           | 2'06.973        | 0'38.754        | PIT       |
| 10ª - 1 |                 |                 |           |                 |                 |           |
| 10ª - 2 |                 |                 |           |                 |                 |           |
| 10ª - 3 |                 |                 |           |                 |                 |           |

| Vuelta Ideal |          |
|--------------|----------|
| 0'45.027     | 0'45.027 |
| 1'24.700     | 0'39.673 |
| 1'57.971     | 0'33.271 |

| Vuelta Ideal |          |
|--------------|----------|
| 0'42.649     | 0'42.649 |
| 1'19.625     | 0'36.976 |
| 1'50.537     | 0'30.912 |



## Clasificación por Sectores Entrenamientos Piloto Grupo - A

| Sector - 1 |    |                   |        | Sector - 2 |                   |        |    | Sector - 3        |        |      |    | Vuelta Ideal vs Vuelta Rapida |          |           |      |  |
|------------|----|-------------------|--------|------------|-------------------|--------|----|-------------------|--------|------|----|-------------------------------|----------|-----------|------|--|
| Ord.       | Nº | Piloto            | Tiempo | Nº         | Piloto            | Tiempo | Nº | Piloto            | Tiempo | Ord. | Nº | Piloto                        | V. Ideal | V. Rapida | Ord. |  |
| 1          | 66 | GONÇALO GOMESS    | 41.838 | 26         | JOSE ALONSO LISTE | 36.298 | 9  | LUIS MIGUEL REYES | 30.705 | 1    | 66 | GONÇALO GOMESS                | 1'49.055 | 1'49.230  | 1    |  |
| 2          | 9  | LUIS MIGUEL REYES | 41.979 | 66         | GONÇALO GOMESS    | 36.385 | 4  | ANTONIO MARTINEZ  | 30.831 | 2    | 9  | LUIS MIGUEL REYES             | 1'49.227 | 1'49.349  | 2    |  |
| 3          | 13 | BRUNO MENDEZ      | 42.013 | 35         | ALVARO RODRIGUEZ  | 36.398 | 66 | GONÇALO GOMESS    | 30.832 | 3    | 13 | BRUNO MENDEZ                  | 1'49.278 | 1'49.559  | 5    |  |
| 4          | 4  | ANTONIO MARTINEZ  | 42.077 | 13         | BRUNO MENDEZ      | 36.402 | 26 | JOSE ALONSO LISTE | 30.856 | 4    | 26 | JOSE ALONSO LISTE             | 1'49.369 | 1'49.393  | 4    |  |
| 5          | 26 | JOSE ALONSO LISTE | 42.215 | 4          | ANTONIO MARTINEZ  | 36.471 | 13 | BRUNO MENDEZ      | 30.863 | 5    | 4  | ANTONIO MARTINEZ              | 1'49.379 | 1'49.379  | 3    |  |
| 6          | 35 | ALVARO RODRIGUEZ  | 42.357 | 37         | JAVIER VILLA      | 36.512 | 88 | SALVADOR TINEO    | 30.912 | 6    | 35 | ALVARO RODRIGUEZ              | 1'49.729 | 1'49.729  | 6    |  |
| 7          | 37 | JAVIER VILLA      | 42.365 | 9          | LUIS MIGUEL REYES | 36.543 | 37 | JAVIER VILLA      | 30.928 | 7    | 37 | JAVIER VILLA                  | 1'49.805 | 1'50.041  | 7    |  |
| 8          | 69 | STEVE MATTHYSSEN  | 42.378 | 69         | STEVE MATTHYSSEN  | 36.778 | 69 | STEVE MATTHYSSEN  | 30.951 | 8    | 69 | STEVE MATTHYSSEN              | 1'50.107 | 1'50.485  | 8    |  |
| 9          | 88 | SALVADOR TINEO    | 42.649 | 88         | SALVADOR TINEO    | 36.976 | 35 | ALVARO RODRIGUEZ  | 30.974 | 9    | 88 | SALVADOR TINEO                | 1'50.537 | 1'50.617  | 9    |  |
| 10         | 38 | ORIOR DALMAU      | 42.700 | 5          | ANGEL SEVILLANO   | 37.025 | 27 | PABLO AMOROS      | 31.265 | 10   | 5  | ANGEL SEVILLANO               | 1'51.045 | 1'51.045  | 10   |  |
| 11         | 5  | ANGEL SEVILLANO   | 42.701 | 38         | ORIOR DALMAU      | 37.078 | 5  | ANGEL SEVILLANO   | 31.319 | 11   | 38 | ORIOR DALMAU                  | 1'51.124 | 1'51.454  | 12   |  |
| 12         | 27 | PABLO AMOROS      | 42.794 | 27         | PABLO AMOROS      | 37.119 | 38 | ORIOR DALMAU      | 31.346 | 12   | 27 | PABLO AMOROS                  | 1'51.178 | 1'51.251  | 11   |  |
| 13         | 78 | MARC TOSCAS       | 45.027 | 15         | JESUS ALVAREZ     | 39.548 | 78 | MARC TOSCAS       | 33.271 | 13   | 78 | MARC TOSCAS                   | 1'57.971 | 1'58.398  | 13   |  |
| 14         | 15 | JESUS ALVAREZ     | 45.841 | 78         | MARC TOSCAS       | 39.673 | 15 | JESUS ALVAREZ     | 33.439 | 14   | 15 | JESUS ALVAREZ                 | 1'58.828 | 1'59.245  | 14   |  |

## EVOLUCION VUELTAS RAPIDAS Entrenamientos Piloto Grupo - A

| Hora | 9h.57'00" |          | 9h.59'00" |          | 10h.01'00" |          | 10h.03'00" |          | 10h.05'00" |          | 10h.07'00" |          | 10h.09'00" |          | 10h.11'00" |          | 10h.13'00" |          | Equipo                        |
|------|-----------|----------|-----------|----------|------------|----------|------------|----------|------------|----------|------------|----------|------------|----------|------------|----------|------------|----------|-------------------------------|
|      | Orden     | Num.     | Tiempo    | Num.     | Tiempo     | Num.     | Tiempo     | Num.     | Tiempo     | Num.     | Tiempo     | Num.     | Tiempo     | Num.     | Tiempo     | Num.     | Tiempo     | Num.     |                               |
| 1º   | 35        | 1'53.648 | 66        | 1'50.846 | 66         | 1'50.169 | 66         | 1'49.503 | 4          | 1'49.378 | 4          | 1'49.378 | 9          | 1'49.348 | 9          | 1'49.348 | 66         | 1'49.230 | G. GOMESS - A. RICCIARDI      |
| 2º   | 38        | 1'56.893 | 26        | 1'50.983 | 35         | 1'50.588 | 13         | 1'49.847 | 66         | 1'49.503 | 66         | 1'49.503 | 4          | 1'49.378 | 4          | 1'49.378 | 9          | 1'49.348 | M. SURIA - L.M. REYES         |
| 3º   | 69        | 1'57.406 | 35        | 1'51.460 | 26         | 1'50.983 | 9          | 1'50.136 | 26         | 1'49.746 | 9          | 1'49.522 | 66         | 1'49.503 | 26         | 1'49.392 | 4          | 1'49.378 | ANTONIO MARTINEZ              |
| 4º   | 26        | 1'58.084 | 38        | 1'53.427 | 9          | 1'51.078 | 4          | 1'50.154 | 13         | 1'49.847 | 26         | 1'49.637 | 13         | 1'49.558 | 66         | 1'49.503 | 26         | 1'49.392 | JOSE ALONSO LISTE             |
| 5º   | 37        | 1'58.121 | 5         | 1'54.812 | 4          | 1'51.082 | 35         | 1'50.588 | 9          | 1'50.136 | 13         | 1'49.847 | 26         | 1'49.637 | 13         | 1'49.558 | 13         | 1'49.558 | A. ROYO - B. MENDEZ           |
| 6º   | 13        | 1'58.669 | 69        | 1'57.406 | 38         | 1'53.427 | 26         | 1'50.983 | 35         | 1'50.588 | 37         | 1'50.138 | 37         | 1'50.041 | 35         | 1'49.729 | 35         | 1'49.729 | ALVARO RODRIGUEZ              |
| 7º   | 5         | 2'00.723 | 37        | 1'58.121 | 5          | 1'54.812 | 88         | 1'53.171 | 37         | 1'50.792 | 35         | 1'50.588 | 69         | 1'50.513 | 37         | 1'50.041 | 37         | 1'50.041 | JAVIER VILLA                  |
| 8º   | 88        | 2'02.230 | 13        | 1'58.669 | 69         | 1'57.406 | 38         | 1'53.427 | 88         | 1'51.495 | 88         | 1'51.495 | 35         | 1'50.588 | 69         | 1'50.485 | 69         | 1'50.485 | STEVE MATTHYSSEN              |
| 9º   | 66        | 2'02.696 | 88        | 2'02.230 | 37         | 1'58.121 | 5          | 1'54.812 | 69         | 1'51.505 | 69         | 1'51.505 | 88         | 1'50.934 | 88         | 1'50.617 | 88         | 1'50.617 | SALVADOR TINEO                |
| 10º  | 4         | 2'03.755 | 4         | 2'03.755 | 13         | 1'58.669 | 69         | 1'57.406 | 27         | 1'53.267 | 38         | 1'51.598 | 38         | 1'51.598 | 38         | 1'51.453 | 5          | 1'51.045 | J. MATAS - A. SEVILLANO       |
| 11º  | 9         | 2'03.940 | 9         | 2'03.940 | 15         | 2'00.888 | 37         | 1'58.121 | 38         | 1'53.427 | 27         | 1'53.267 | 27         | 1'51.600 | 27         | 1'51.600 | 27         | 1'51.250 | PABLO AMOROS                  |
| 12º  | 27        | 2'07.868 | 15        | 2'05.800 | 88         | 2'02.230 | 15         | 2'00.888 | 5          | 1'54.812 | 5          | 1'54.812 | 5          | 1'52.167 | 5          | 1'52.167 | 38         | 1'51.453 | ORIOL DALMAU                  |
| 13º  | 15        | 2'07.908 | 27        | 2'07.868 | 78         | 2'05.797 | 78         | 2'01.848 | 15         | 2'00.786 | 78         | 1'59.875 | 78         | 1'58.398 | 78         | 1'58.398 | 78         | 1'58.398 | M. TOSCAS - DE ISABEL         |
| 14º  |           |          | 78        | 2'16.592 | 27         | 2'07.868 | 27         | 2'07.868 | 78         | 2'01.423 | 15         | 2'00.786 | 15         | 1'59.936 | 15         | 1'59.244 | 15         | 1'59.244 | J. DE LA CALZADA - J. ALVAREZ |



# MINI CHALLENGE




## VELOCIDAD MAXIMA Entrenamientos Piloto Grupo - A

Circuito del Jarama  
29 - 30 de Octubre de 2011

| Ord. | Nº | Concursante               | Equipo                    | Piloto            | Nac. | Km/h    |
|------|----|---------------------------|---------------------------|-------------------|------|---------|
| 1    | 4  | RACE                      | CUZCO MOTOR- SMC JUNIOR   | ANTONIO MARTINEZ  | ESP. | 208.495 |
| 2    | 13 | AUTOSA TORMES COMPETICION | AUTOSA TORMES COMPETICION | BRUNO MENDEZ      | ESP. | 207.294 |
| 3    | 27 | EFICAR TEAM               | EFICAR-INAUTO             | PABLO AMOROS      | ESP. | 207.294 |
| 4    | 88 | SALVADOR TINEO MORENO     | TEAM GUARNIERI            | SALVADOR TINEO    | ESP. | 206.897 |
| 5    | 66 | DRIVEX SCHOOL             | TEAM MINI PORTUGAL        | GONÇALO GOMESS    | PT.  | 206.501 |
| 6    | 69 | STEVE MATTHYSSEN          | PORNTUBE - DALE GAS       | STEVE MATTHYSSEN  | BG.  | 206.501 |
| 7    | 9  | RACE                      | AUTO BUIGAS-SMC JUNIOR    | LUIS MIGUEL REYES | ESP. | 206.501 |
| 8    | 5  | DRIVEX SCHOOL             | FOX TEAM                  | ANGEL SEVILLANO   | ESP. | 206.107 |
| 9    | 35 | ESCUADERIA MILENIO        | VEHINTER - EBERHARD       | ALVARO RODRIGUEZ  | ESP. | 205.715 |
| 10   | 26 | JOSE ANTONIO LISTE        | ALONSO LISTE - LUGAUTO    | JOSE ALONSO LISTE | ESP. | 205.715 |
| 11   | 37 | ESCUADERIA MILENIO        | LENKER & GRIBLAU          | JAVIER VILLA      | ESP. | 205.715 |
| 12   | 38 | ESCUADERIA COSTA DORADA   | MINI MADRID               | ORIO DALMAU       | ESP. | 205.324 |
| 13   | 78 | ESCUADERIA LLEIDA         | MARTIN I CONESA           | MARC TOSCAS       | ESP. | 201.493 |
| 14   | 15 | BMW                       | MINI ESPAÑA PRENSA        | JESUS ALVAREZ     | ESP. | 199.631 |



**Santisima Trinidad 30 28010 MADRID**  
Tel y Fax 91.448.32.06  
www.cronococa.com  
e-mail:info@cronococa.com

## RESULTADOS OFICIALES 1ª SESION DE ENTRENAMIENTOS GRUPO A


| Ord. | Nº | Concursante               | Equipo                    | Piloto            | Nac. | N.V. | V.R. | Tiempo   | Dif. 1º | Dif. Ant | Km/h    | Puntos |
|------|----|---------------------------|---------------------------|-------------------|------|------|------|----------|---------|----------|---------|--------|
| 1    | 66 | DRIVEX SCHOOL             | TEAM MINI PORTUGAL        | GONÇALO GOMESS    | PT.  | 10   | 9    | 1'49.230 |         |          | 126.889 | 1      |
| 2    | 9  | RACE                      | AUTO BUIGAS-SMC JUNIOR    | LUIS MIGUEL REYES | ESP. | 11   | 8    | 1'49.349 | 0"119   | 0"119    | 126.751 | 2      |
| 3    | 4  | RACE                      | CUZCO MOTOR- SMC JUNIOR   | ANTONIO MARTINEZ  | ESP. | 9    | 6    | 1'49.379 | 0"149   | 0"030    | 126.716 | 3      |
| 4    | 26 | JOSE ANTONIO LISTE        | ALONSO LISTE - LUGAUTO    | JOSE ALONSO LISTE | ESP. | 11   | 10   | 1'49.393 | 0"163   | 0"014    | 126.700 | 4      |
| 5    | 13 | AUTOSA TORMES COMPETICION | AUTOSA TORMES COMPETICION | BRUNO MENDEZ      | ESP. | 10   | 7    | 1'49.559 | 0"329   | 0"166    | 126.508 | 5      |
| 6    | 35 | ESCUDERIA MILENIO         | VEHINTER - EBERHARD       | ALVARO RODRIGUEZ  | ESP. | 9    | 8    | 1'49.729 | 0"499   | 0"170    | 126.312 | 6      |
| 7    | 37 | ESCUDERIA MILENIO         | LENKER & GRÍBLAU          | JAVIER VILLA      | ESP. | 9    | 7    | 1'50.041 | 0"811   | 0"312    | 125.954 | 7      |
| 8    | 69 | STEVE MATTHYSSEN          | PORNTUBE - DALE GAS       | STEVE MATTHYSSEN  | BG.  | 9    | 8    | 1'50.485 | 1"255   | 0"444    | 125.447 | 8      |
| 9    | 88 | SALVADOR TINEO MORENO     | TEAM GUARNIERI            | SALVADOR TINEO    | ESP. | 10   | 9    | 1'50.617 | 1"387   | 0"132    | 125.298 | 9      |
| 10   | 5  | DRIVEX SCHOOL             | FOX TEAM                  | ANGEL SEVILLANO   | ESP. | 10   | 9    | 1'51.045 | 1"815   | 0"428    | 124.815 | 10     |
| 11   | 27 | EFICAR TEAM               | EFICAR-INAUTO             | PABLO AMOROS      | ESP. | 9    | 8    | 1'51.251 | 2"021   | 0"206    | 124.584 | 11     |
| 12   | 38 | ESCUDERIA COSTA DORADA    | MINI MADRID               | ORIO DALMAU       | ESP. | 10   | 9    | 1'51.454 | 2"224   | 0"203    | 124.357 | 12     |
| 13   | 78 | ESCUDERIA LLEIDA          | MARTIN I CONESA           | MARC TOSCAS       | ESP. | 8    | 7    | 1'58.398 | 9"168   | 6"944    | 117.063 | 13     |
| 14   | 15 | BMW                       | MINI ESPAÑA PRENSA        | JESUS ALVAREZ     | ESP. | 10   | 9    | 1'59.245 | 10"015  | 0"847    | 116.232 | 14     |

Circuito del Jarama 30 de Octubre de 2011

A las                      Horas.

LOS COMISARIOS DEPORTIVOS

EL JEFE DE CRONOMETRAJE



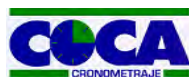


## RESULTADOS Entrenamientos Piloto Grupo - B

| Ord. | Nº | Concursante               | Equipo                    | Piloto               | Nac. | N.V. | V.R. | Tiempo   | Dif. 1º | Dif. Ant | Km/h    | Puntos |
|------|----|---------------------------|---------------------------|----------------------|------|------|------|----------|---------|----------|---------|--------|
| 1    | 13 | AUTOSA TORMES COMPETICION | AUTOSA TORMES COMPETICION | ALEX ROYO            | ESP. | 10   | 9    | 1'49.237 |         |          | 126.881 | 1      |
| 2    | 26 | JOSE ANTONIO LISTE        | ALONSO LISTE - LUGAUTO    | JOSE ALONSO LISTE    | ESP. | 11   | 11   | 1'49.341 | 0"104   | 0"104    | 126.760 | 2      |
| 3    | 37 | ESCUDERIA MILENIO         | LENKER & GRÍBLAU          | JAVIER VILLA         | ESP. | 11   | 3    | 1'49.494 | 0"257   | 0"153    | 126.583 | 3      |
| 4    | 35 | ESCUDERIA MILENIO         | VEHINTER - EBERHARD       | ALVARO RODRIGUEZ     | ESP. | 11   | 7    | 1'49.562 | 0"325   | 0"068    | 126.504 | 4      |
| 5    | 4  | RACE                      | CUZCO MOTOR- SMC JUNIOR   | ANTONIO MARTINEZ     | ESP. | 11   | 9    | 1'49.626 | 0"389   | 0"064    | 126.430 | 5      |
| 6    | 9  | RACE                      | AUTO BUIGAS-SMC JUNIOR    | MARTA SURIA          | ESP. | 11   | 11   | 1'49.650 | 0"413   | 0"024    | 126.403 | 6      |
| 7    | 27 | EFICAR TEAM               | EFICAR-INAUTO             | PABLO AMOROS         | ESP. | 7    | 6    | 1'49.852 | 0"615   | 0"202    | 126.170 | 7      |
| 8    | 88 | SALVADOR TINEO MORENO     | TEAM GUARNIERI            | SALVADOR TINEO       | ESP. | 8    | 7    | 1'50.070 | 0"833   | 0"218    | 125.920 | 8      |
| 9    | 69 | STEVE MATTHYSSEN          | PORNTUBE - DALE GAS       | STEVE MATTHYSSEN     | BG.  | 11   | 7    | 1'50.944 | 1"707   | 0"874    | 124.928 | 9      |
| 10   | 38 | ESCUDERIA COSTA DORADA    | MINI MADRID               | ORIOL DALMAU         | ESP. | 8    | 5    | 1'51.531 | 2"294   | 0"587    | 124.271 | 10     |
| 11   | 78 | ESCUDERIA LLEIDA          | MARTIN I CONESA           | MARC TOSCAS          | ESP. | 11   | 11   | 1'54.072 | 4"835   | 2"541    | 121.503 | 11     |
| 12   | 66 | DRIVEX SCHOOL             | TEAM MINI PORTUGAL        | ANTONIO RICCIARDI    | PT.  | 2    | 2    | 1'55.580 | 6"343   | 1"508    | 119.917 | 12     |
| 13   | 15 | BMW                       | MINI ESPAÑA PRENSA        | JAVIER DE LA CALZADA | ESP. | 9    | 9    | 1'57.542 | 8"305   | 1"962    | 117.916 | 13     |
| 14   | 5  | DRIVEX SCHOOL             | FOX TEAM                  | JOSH MATAS           | USA  | 8    | 8    | 2'06.215 | 16"978  | 8"673    | 109.813 | 14     |

Circuito del Jarama 29 de Octubre de 2011

A las 10:49 Horas.



Santísima Trinidad 30 28010 MADRID  
Tel y Fax 91.448.32.06  
www.cronococa.com  
e-mail:info@cronococa.com

EL DIRECTOR DE CARRERA

EL JEFE DE CRONOMETRAJE



## TIEMPOS POR VUELTA Entrenamientos Piloto Grupo - B

| Numero  | 4         |                 |           | 5               |                 |           | 9               |                 |           | 13        |                 |           | 15        |                 |           | 26              |                 |           |
|---------|-----------|-----------------|-----------|-----------------|-----------------|-----------|-----------------|-----------------|-----------|-----------|-----------------|-----------|-----------|-----------------|-----------|-----------------|-----------------|-----------|
|         | Vuelta    | Parciales       | Vel./Pil. | Vuelta          | Parciales       | Vel./Pil. | Vuelta          | Parciales       | Vel./Pil. | Vuelta    | Parciales       | Vel./Pil. | Vuelta    | Parciales       | Vel./Pil. | Vuelta          | Parciales       | Vel./Pil. |
| 1ª - 1  | 0'42.715  | 0'42.715        | 205.715   | 0'47.435        | <u>0'47.435</u> | 191.830   | 0'44.140        | 0'44.140        | 201.118   | 0'42.833  | 0'42.833        | 203.390   | 0'46.735  | 0'46.735        | 182.125   | 0'44.019        | 0'44.019        | 184.301   |
| 1ª - 2  | 1'19.584  | 0'36.869        |           |                 |                 |           | 1'21.942        | 0'37.802        |           | 1'21.133  | 0'38.300        |           | 1'26.871  | 0'40.136        |           | 1'21.581        | 0'37.562        |           |
| 1ª - 3  | 1'50.719  | 0'31.135        |           | 2'53.340        | 2'53.340        | PIT       | 1'53.342        | 0'31.400        |           | 2'04.364  | 0'43.231        | PIT       | 1'59.915  | 0'33.044        |           | 1'52.975        | 0'31.394        |           |
| 2ª - 1  | 0'42.200  | 0'42.200        | 206.897   | 13'39.200       | 13'39.200       |           | 0'42.835        | 0'42.835        | 206.501   | 2'22.968  | 2'22.968        |           | 0'45.033  | 0'45.033        | 188.812   | 0'42.592        | 0'42.592        | 204.934   |
| 2ª - 2  | 1'18.895  | 0'36.695        |           | 14'31.706       | 0'52.506        |           | 1'19.880        | 0'37.045        |           | 3'06.034  | 0'43.066        |           | 1'27.659  | 0'42.626        |           | 1'19.104        | 0'36.512        |           |
| 2ª - 3  | 1'49.782  | 0'30.887        |           | 15'12.721       | 0'41.015        |           | 1'50.995        | 0'31.115        |           | 3'55.196  | 0'49.162        | PIT       | 2'28.835  | 1'01.176        | PIT       | 1'50.021        | 0'30.917        |           |
| 3ª - 1  | 0'42.113  | <u>0'42.113</u> | 210.938   | 0'55.133        | 0'55.133        | 150.628   | 0'48.286        | 0'48.286        | 209.303   | 10'58.042 | 10'58.042       |           | 11'25.192 | 11'25.192       |           | 0'43.069        | 0'43.069        | 205.715   |
| 3ª - 2  | 1'25.559  | 0'43.446        |           | 1'42.766        | 0'47.633        |           | 1'37.057        | 0'48.771        |           | 11'36.410 | 0'38.368        |           | 12'07.226 | 0'42.034        |           | 1'23.894        | 0'40.825        |           |
| 3ª - 3  | 2'26.253  | 1'00.694        | PIT       | 2'20.836        | 0'38.070        |           | 2'26.390        | 0'49.333        | PIT       | 12'08.388 | 0'31.978        |           | 12'42.644 | 0'35.418        |           | 2'10.833        | 0'46.939        | PIT       |
| 4ª - 1  | 1'101.944 | 1'101.944       |           | 0'50.185        | 0'50.185        | 189.142   | 10'25.134       | 10'25.134       |           | 0'41.870  | 0'41.870        | 207.294   | 1'01.759  | 1'01.759        | 176.183   | 11'14.021       | 11'14.021       |           |
| 4ª - 2  | 1'139.067 | 0'37.123        |           | 1'36.204        | 0'46.019        |           | 11'02.698       | 0'37.564        |           | 1'18.380  | 0'36.510        |           | 1'59.784  | 0'58.025        |           | 11'53.563       | 0'39.542        |           |
| 4ª - 3  | 12'10.259 | 0'31.192        |           | 2'12.933        | 0'36.729        |           | 11'33.947       | 0'31.249        |           | 1'49.303  | 0'30.923        |           | 2'35.344  | 0'35.560        |           | 12'28.437       | 0'34.874        |           |
| 5ª - 1  | 0'42.843  | 0'42.843        | 203.774   | 0'50.794        | 0'50.794        | 193.549   | 0'42.527        | 0'42.527        | 207.294   | 0'41.766  | <u>0'41.766</u> | 206.897   | 0'47.442  | 0'47.442        | 175.041   | 0'42.664        | 0'42.664        | 205.324   |
| 5ª - 2  | 1'19.481  | 0'36.638        |           | 1'33.184        | <u>0'42.390</u> |           | 1'19.690        | 0'37.163        |           | 1'18.297  | 0'36.531        |           | 1'28.367  | 0'40.925        |           | 1'19.185        | 0'36.521        |           |
| 5ª - 3  | 1'50.375  | 0'30.894        |           | 2'11.589        | 0'38.405        |           | 1'50.756        | 0'31.066        |           | 1'49.596  | 0'31.299        |           | 2'02.414  | 0'34.047        |           | 1'50.269        | 0'31.084        |           |
| 6ª - 1  | 0'42.382  | 0'42.382        | 205.324   | 0'48.267        | 0'48.267        | 189.474   | 0'42.478        | 0'42.478        | 206.501   | 0'45.367  | 0'45.367        | 208.898   | 0'46.172  | 0'46.172        | 183.674   | 0'42.299        | 0'42.299        | 204.934   |
| 6ª - 2  | 1'18.949  | 0'36.567        |           | 1'32.779        | 0'44.512        |           | 1'19.518        | 0'37.040        |           | 1'40.037  | 0'54.670        |           | 1'25.966  | 0'39.794        |           | 1'18.486        | <u>0'36.187</u> |           |
| 6ª - 3  | 1'49.845  | 0'30.896        |           | 2'10.460        | 0'37.681        |           | 1'50.842        | 0'31.324        |           | 2'11.866  | 0'31.829        |           | 1'59.449  | 0'33.483        |           | 1'49.355        | 0'30.869        |           |
| 7ª - 1  | 0'44.578  | 0'44.578        | 205.715   | 0'47.809        | 0'47.809        | 194.595   | 0'49.772        | 0'49.772        | 208.093   | 0'42.365  | 0'42.365        | 204.546   | 0'45.585  | 0'45.585        | 190.141   | 0'42.415        | 0'42.415        | 206.107   |
| 7ª - 2  | 1'21.221  | 0'36.643        |           | 1'30.468        | 0'42.659        |           | 1'31.328        | 0'41.556        |           | 1'25.836  | 0'43.471        |           | 1'25.595  | 0'40.010        |           | 1'18.721        | 0'36.306        |           |
| 7ª - 3  | 1'52.053  | <u>0'30.832</u> |           | <u>2'06.215</u> | <u>0'35.747</u> |           | 2'02.390        | 0'31.062        |           | 1'57.805  | 0'31.969        |           | 1'58.801  | 0'33.206        |           | 1'49.556        | 0'30.835        |           |
| 8ª - 1  | 0'42.308  | 0'42.308        | 209.709   | 0'48.374        | 0'48.374        | 181.819   | 0'42.389        | 0'42.389        | 205.715   | 0'42.005  | 0'42.005        | 205.324   | 0'44.853  | <u>0'44.853</u> | 193.896   | 0'42.476        | 0'42.476        | 208.495   |
| 8ª - 2  | 1'18.721  | <u>0'36.413</u> |           | 1'31.024        | 0'42.650        |           | 1'19.235        | 0'36.846        |           | 1'18.488  | <u>0'36.483</u> |           | 1'24.602  | <u>0'39.749</u> |           | 1'20.918        | 0'38.442        |           |
| 8ª - 3  | 1'49.626  | 0'30.905        |           |                 |                 |           | 1'50.610        | 0'31.375        |           | 1'49.237  | <u>0'30.749</u> |           | 1'57.542  | <u>0'32.940</u> |           | 1'52.680        | 0'31.762        |           |
| 9ª - 1  | 0'42.298  | 0'42.298        | 209.709   |                 |                 |           | 0'42.300        | 0'42.300        | 205.715   | 0'48.521  | 0'48.521        | 206.501   | 0'46.392  | 0'46.392        | 190.813   | 0'42.573        | 0'42.573        | 206.107   |
| 9ª - 2  | 1'18.851  | 0'36.553        |           |                 |                 |           | 1'18.964        | <u>0'36.664</u> |           | 1'38.384  | 0'49.863        |           | 1'28.733  | 0'42.341        |           | 1'19.673        | 0'37.100        |           |
| 9ª - 3  | 1'49.735  | 0'30.884        |           |                 |                 |           | 1'49.896        | 0'30.932        |           | 2'24.591  | 0'46.207        |           |           |                 |           | 1'50.487        | <u>0'30.814</u> |           |
| 10ª - 1 | 0'48.659  | 0'48.659        | 208.093   |                 |                 |           | 0'42.110        | <u>0'42.110</u> | 207.294   |           |                 |           |           |                 |           | 0'42.256        | <u>0'42.256</u> | 206.107   |
| 10ª - 2 | 1'30.906  | 0'42.247        |           |                 |                 |           | 1'18.805        | 0'36.695        |           |           |                 |           |           |                 |           | 1'18.505        | 0'36.249        |           |
| 10ª - 3 | 2'02.874  | 0'31.968        |           |                 |                 |           | <u>1'49.650</u> | <u>0'30.845</u> |           |           |                 |           |           |                 |           | <u>1'49.341</u> | 0'30.836        |           |

| Vuelta Ideal |          |
|--------------|----------|
| 0'42.113     | 0'42.113 |
| 1'18.526     | 0'36.413 |
| 1'49.358     | 0'30.832 |

| Vuelta Ideal |          |
|--------------|----------|
| 0'47.435     | 0'47.435 |
| 1'29.825     | 0'42.390 |
| 2'05.572     | 0'35.747 |

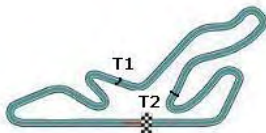
| Vuelta Ideal |          |
|--------------|----------|
| 0'42.110     | 0'42.110 |
| 1'18.774     | 0'36.664 |
| 1'49.619     | 0'30.845 |

| Vuelta Ideal |          |
|--------------|----------|
| 0'41.766     | 0'41.766 |
| 1'18.249     | 0'36.483 |
| 1'48.998     | 0'30.749 |

| Vuelta Ideal |          |
|--------------|----------|
| 0'44.853     | 0'44.853 |
| 1'24.602     | 0'39.749 |
| 1'57.542     | 0'32.940 |

| Vuelta Ideal |          |
|--------------|----------|
| 0'42.256     | 0'42.256 |
| 1'18.443     | 0'36.187 |
| 1'49.257     | 0'30.814 |

| Vuelta Mas Rapida Ideal |          |
|-------------------------|----------|
| 0'41.766                | 0'41.766 |
| 1'17.953                | 0'36.187 |
| 1'48.702                | 0'30.749 |



## TIEMPOS POR VUELTA Entrenamientos Piloto Grupo - B

Circuito del Jarama  
29 - 30 de Octubre de 2011

| Numero  | 27        |           |           | 35        |           |           | 37        |           |           | 38        |           |           | 66       |           |           | 69        |           |           |
|---------|-----------|-----------|-----------|-----------|-----------|-----------|-----------|-----------|-----------|-----------|-----------|-----------|----------|-----------|-----------|-----------|-----------|-----------|
|         | Vuelta    | Parciales | Vel./Pil. | Vuelta    | Parciales | Vel./Pil. | Vuelta    | Parciales | Vel./Pil. | Vuelta    | Parciales | Vel./Pil. | Vuelta   | Parciales | Vel./Pil. | Vuelta    | Parciales | Vel./Pil. |
| 1ª - 1  | 0'42.536  | 0'42.536  | 205.715   | 0'42.902  | 0'42.902  | 204.159   | 0'42.650  | 0'42.650  | 204.546   | 0'43.252  | 0'43.252  | 207.294   | 0'44.546 | 0'44.546  | 198.530   | 0'50.518  | 0'50.518  | 200.001   |
| 1ª - 2  | 1'19.874  | 0'37.338  |           | 1'19.547  | 0'36.645  |           | 1'19.218  | 0'36.568  |           | 1'20.423  | 0'37.171  |           | 1'23.185 | 0'38.639  |           | 1'29.782  | 0'39.264  |           |
| 1ª - 3  | 1'50.730  | 0'30.856  |           | 1'50.406  | 0'30.859  |           | 1'50.039  | 0'30.821  |           | 1'51.784  | 0'31.361  |           | 1'55.580 | 0'32.395  |           | 2'01.525  | 0'31.743  |           |
| 2ª - 1  | 0'43.279  | 0'43.279  | 208.898   | 0'42.440  | 0'42.440  | 208.898   | 0'42.201  | 0'42.201  | 206.501   | 0'47.439  | 0'47.439  | 206.107   | 0'43.458 | 0'43.458  | 206.107   | 0'43.506  | 0'43.506  | 202.627   |
| 2ª - 2  | 1'35.104  | 0'51.825  |           | 1'26.798  | 0'44.358  |           | 1'18.589  | 0'36.388  |           | 1'36.417  | 0'48.978  |           |          |           |           | 1'20.598  | 0'37.092  |           |
| 2ª - 3  | 2'26.594  | 0'51.490  | PIT       | 1'59.036  | 0'32.238  |           | 1'49.494  | 0'30.905  |           | 2'26.314  | 0'49.897  | PIT       |          |           |           | 1'51.844  | 0'31.246  |           |
| 3ª - 1  | 10'34.203 | 10'34.203 |           | 0'42.221  | 0'42.221  | 205.715   | 0'49.891  | 0'49.891  | 206.501   | 10'32.601 | 10'32.601 |           |          |           |           | 11'16.904 | 11'16.904 | 201.870   |
| 3ª - 2  | 11'13.923 | 0'39.720  |           | 1'26.724  | 0'44.503  |           | 1'41.540  | 0'51.649  |           | 11'10.404 | 0'37.803  |           |          |           |           | 1'32.122  | 0'49.264  |           |
| 3ª - 3  | 11'45.145 | 0'31.222  |           | 2'28.017  | 1'01.293  | PIT       | 2'34.713  | 0'53.173  | PIT       | 11'42.099 | 0'31.695  |           |          |           |           | 2'31.086  | 0'58.964  | PIT       |
| 4ª - 1  | 0'42.616  | 0'42.616  | 209.709   | 11'25.670 | 11'25.670 |           | 10'04.312 | 10'04.312 |           | 0'43.159  | 0'43.159  | 204.546   |          |           |           | 11'16.904 | 11'16.904 |           |
| 4ª - 2  | 1'19.359  | 0'36.743  |           | 12'05.957 | 0'40.287  |           | 10'41.867 | 0'37.555  |           | 1'20.308  | 0'37.149  |           |          |           |           | 11'55.136 | 0'38.232  |           |
| 4ª - 3  | 1'50.767  | 0'31.408  |           | 12'44.156 | 0'38.199  |           | 11'13.057 | 0'31.190  |           | 1'51.531  | 0'31.223  |           |          |           |           | 12'27.714 | 0'32.578  |           |
| 5ª - 1  | 0'42.147  | 0'42.147  | 209.303   | 0'42.657  | 0'42.657  | 206.107   | 0'42.301  | 0'42.301  | 206.501   | 0'43.111  | 0'43.111  | 204.546   |          |           |           | 0'42.896  | 0'42.896  | 202.248   |
| 5ª - 2  | 1'19.046  | 0'36.899  |           | 1'19.315  | 0'36.658  |           | 1'18.817  | 0'36.516  |           | 1'20.153  | 0'37.042  |           |          |           |           | 1'19.935  | 0'37.039  |           |
| 5ª - 3  | 1'49.852  | 0'30.806  |           | 1'50.356  | 0'31.041  |           | 1'49.763  | 0'30.946  |           | 1'51.617  | 0'31.464  |           |          |           |           | 1'51.223  | 0'31.288  |           |
| 6ª - 1  | 0'42.949  | 0'42.949  | 211.351   | 0'42.168  | 0'42.168  | 207.693   | 0'42.374  | 0'42.374  | 205.324   | 0'43.134  | 0'43.134  | 204.159   |          |           |           | 0'42.746  | 0'42.746  | 203.390   |
| 6ª - 2  | 1'26.695  | 0'43.746  |           | 1'18.563  | 0'36.395  |           | 1'18.813  | 0'36.439  |           | 1'22.011  | 0'38.877  |           |          |           |           | 1'19.661  | 0'36.915  |           |
| 6ª - 3  | 2'09.638  | 0'42.943  | PIT       | 1'49.562  | 0'30.999  |           | 1'49.674  | 0'30.861  |           | 1'55.606  | 0'33.595  |           |          |           |           | 1'50.944  | 0'31.283  |           |
| 7ª - 1  |           |           |           | 0'42.180  | 0'42.180  | 206.897   | 0'42.357  | 0'42.357  | 207.294   | 0'43.724  | 0'43.724  | 195.299   |          |           |           | 0'42.745  | 0'42.745  | 201.493   |
| 7ª - 2  |           |           |           | 1'18.699  | 0'36.519  |           | 1'18.855  | 0'36.498  |           | 1'21.011  | 0'37.287  |           |          |           |           | 1'19.997  | 0'37.252  |           |
| 7ª - 3  |           |           |           | 1'49.692  | 0'30.993  |           | 1'49.775  | 0'30.920  |           | 1'58.655  | 0'37.644  | PIT       |          |           |           | 1'51.062  | 0'31.065  |           |
| 8ª - 1  |           |           |           | 0'51.072  | 0'51.072  | 203.774   | 0'42.357  | 0'42.357  | 205.715   |           |           |           |          |           |           | 0'42.941  | 0'42.941  | 200.744   |
| 8ª - 2  |           |           |           | 1'34.738  | 0'43.666  |           | 1'18.864  | 0'36.507  |           |           |           |           |          |           |           | 1'19.994  | 0'37.053  |           |
| 8ª - 3  |           |           |           | 2'06.344  | 0'31.606  |           | 1'49.753  | 0'30.889  |           |           |           |           |          |           |           | 1'51.563  | 0'31.569  |           |
| 9ª - 1  |           |           |           | 0'42.626  | 0'42.626  | 204.934   | 0'42.472  | 0'42.472  | 204.546   |           |           |           |          |           |           | 0'43.115  | 0'43.115  | 200.744   |
| 9ª - 2  |           |           |           | 1'19.043  | 0'36.417  |           | 1'21.857  | 0'39.385  |           |           |           |           |          |           |           | 1'20.056  | 0'36.941  |           |
| 9ª - 3  |           |           |           | 1'49.873  | 0'30.830  |           | 1'53.150  | 0'31.293  |           |           |           |           |          |           |           | 1'51.225  | 0'31.169  |           |
| 10ª - 1 |           |           |           | 0'47.900  | 0'47.900  | 206.107   | 0'42.601  | 0'42.601  | 207.294   |           |           |           |          |           |           | 0'48.587  | 0'48.587  | 200.744   |
| 10ª - 2 |           |           |           | 1'37.745  | 0'49.845  |           | 1'20.101  | 0'37.500  |           |           |           |           |          |           |           | 1'32.078  | 0'43.491  |           |
| 10ª - 3 |           |           |           | 2'28.492  | 0'50.747  | PIT       | 1'54.219  | 0'34.118  | PIT       |           |           |           |          |           |           | 2'16.987  | 0'44.909  | PIT       |

| Vuelta Ideal |          |
|--------------|----------|
| 0'42.147     | 0'42.147 |
| 1'18.890     | 0'36.743 |
| 1'49.696     | 0'30.806 |

| Vuelta Ideal |          |
|--------------|----------|
| 0'42.168     | 0'42.168 |
| 1'18.563     | 0'36.395 |
| 1'49.393     | 0'30.830 |

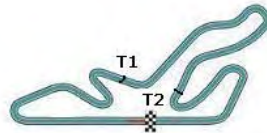
| Vuelta Ideal |          |
|--------------|----------|
| 0'42.201     | 0'42.201 |
| 1'18.589     | 0'36.388 |
| 1'49.410     | 0'30.821 |

| Vuelta Ideal |          |
|--------------|----------|
| 0'43.111     | 0'43.111 |
| 1'20.153     | 0'37.042 |
| 1'51.376     | 0'31.223 |

| Vuelta Ideal |          |
|--------------|----------|
| 0'43.458     | 0'43.458 |
| 1'22.097     | 0'38.639 |
| 1'54.492     | 0'32.395 |

| Vuelta Ideal |          |
|--------------|----------|
| 0'42.745     | 0'42.745 |
| 1'19.660     | 0'36.915 |
| 1'50.725     | 0'31.065 |

| Vuelta Mas Rapida Ideal |          |
|-------------------------|----------|
| 0'41.766                | 0'41.766 |
| 1'17.953                | 0'36.187 |
| 1'48.702                | 0'30.749 |

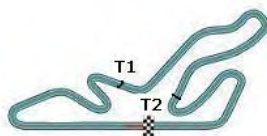


## TIEMPOS POR VUELTA Entrenamientos Piloto Grupo - B

| Numero  | 78        |           |           | 88        |           |           |
|---------|-----------|-----------|-----------|-----------|-----------|-----------|
|         | Vuelta    | Parciales | Vel./Pil. | Vuelta    | Parciales | Vel./Pil. |
| 1ª - 1  | 0'45.751  | 0'45.751  | 192.171   | 0'42.674  | 0'42.674  | 206.897   |
| 1ª - 2  | 1'25.380  | 0'39.629  |           | 1'21.098  | 0'38.424  |           |
| 1ª - 3  | 1'59.832  | 0'34.452  |           | 1'52.378  | 0'31.280  |           |
| 2ª - 1  | 0'45.497  | 0'45.497  | 202.627   | 0'42.483  | 0'42.483  | 209.303   |
| 2ª - 2  | 1'25.874  | 0'40.377  |           | 1'19.297  | 0'36.814  |           |
| 2ª - 3  | 1'58.974  | 0'33.100  |           | 1'50.236  | 0'30.939  |           |
| 3ª - 1  | 0'51.682  | 0'51.682  | 201.870   | 0'43.751  | 0'43.751  | 206.897   |
| 3ª - 2  | 1'42.715  | 0'51.033  |           | 1'34.681  | 0'50.930  |           |
| 3ª - 3  | 2'32.346  | 0'49.631  | PIT       | 2'22.154  | 0'47.473  | PIT       |
| 4ª - 1  | 10'32.694 | 10'32.694 |           | 10'40.581 | 10'40.581 |           |
| 4ª - 2  | 11'13.578 | 0'40.884  |           | 11'18.601 | 0'38.020  |           |
| 4ª - 3  | 11'46.944 | 0'33.366  |           | 11'49.495 | 0'30.894  |           |
| 5ª - 1  | 0'45.442  | 0'45.442  | 200.744   | 0'42.214  | 0'42.214  | 211.351   |
| 5ª - 2  | 1'25.417  | 0'39.975  |           | 1'19.023  | 0'36.809  |           |
| 5ª - 3  | 1'58.889  | 0'33.472  |           | 1'51.269  | 0'32.246  |           |
| 6ª - 1  | 0'45.938  | 0'45.938  | 196.008   | 0'42.412  | 0'42.412  | 208.495   |
| 6ª - 2  | 1'25.033  | 0'39.095  |           | 1'19.097  | 0'36.685  |           |
| 6ª - 3  | 1'58.197  | 0'33.164  |           | 1'50.070  | 0'30.973  |           |
| 7ª - 1  | 0'45.011  | 0'45.011  | 201.870   | 0'45.739  | 0'45.739  | 203.390   |
| 7ª - 2  | 1'23.761  | 0'38.750  |           | 1'29.606  | 0'43.867  |           |
| 7ª - 3  | 1'56.331  | 0'32.570  |           | 2'12.111  | 0'42.505  | PIT       |
| 8ª - 1  | 0'44.408  | 0'44.408  | 202.248   |           |           |           |
| 8ª - 2  | 1'23.124  | 0'38.716  |           |           |           |           |
| 8ª - 3  | 1'55.517  | 0'32.393  |           |           |           |           |
| 9ª - 1  | 0'44.076  | 0'44.076  | 204.546   |           |           |           |
| 9ª - 2  | 1'22.429  | 0'38.353  |           |           |           |           |
| 9ª - 3  | 1'54.805  | 0'32.376  |           |           |           |           |
| 10ª - 1 | 0'43.897  | 0'43.897  | 204.159   |           |           |           |
| 10ª - 2 | 1'22.156  | 0'38.259  |           |           |           |           |
| 10ª - 3 | 1'54.072  | 0'31.916  |           |           |           |           |

| Vuelta Ideal |          |
|--------------|----------|
| 0'43.897     | 0'43.897 |
| 1'22.156     | 0'38.259 |
| 1'54.072     | 0'31.916 |

| Vuelta Ideal |          |
|--------------|----------|
| 0'42.214     | 0'42.214 |
| 1'18.899     | 0'36.685 |
| 1'49.793     | 0'30.894 |



## Clasificación por Sectores Entrenamientos Piloto Grupo - B

| Sector - 1 |    |                      |        | Sector - 2 |                      |        | Sector - 3 |                      |        | Vuelta Ideal vs Vuelta Rapida |    |                      |          |           |      |
|------------|----|----------------------|--------|------------|----------------------|--------|------------|----------------------|--------|-------------------------------|----|----------------------|----------|-----------|------|
| Ord.       | Nº | Piloto               | Tiempo | Nº         | Piloto               | Tiempo | Nº         | Piloto               | Tiempo | Ord.                          | Nº | Piloto               | V. Ideal | V. Rapida | Ord. |
| 1          | 13 | ALEX ROYO            | 41.766 | 26         | JOSE ALONSO LISTE    | 36.187 | 13         | ALEX ROYO            | 30.749 | 1                             | 13 | ALEX ROYO            | 1'48.998 | 1'49.237  | 1    |
| 2          | 9  | MARTA SURIA          | 42.110 | 37         | JAVIER VILLA         | 36.388 | 27         | PABLO AMOROS         | 30.806 | 2                             | 26 | JOSE ALONSO LISTE    | 1'49.257 | 1'49.341  | 2    |
| 3          | 4  | ANTONIO MARTINEZ     | 42.113 | 35         | ALVARO RODRIGUEZ     | 36.395 | 26         | JOSE ALONSO LISTE    | 30.814 | 3                             | 4  | ANTONIO MARTINEZ     | 1'49.358 | 1'49.626  | 5    |
| 4          | 27 | PABLO AMOROS         | 42.147 | 4          | ANTONIO MARTINEZ     | 36.413 | 37         | JAVIER VILLA         | 30.821 | 4                             | 35 | ALVARO RODRIGUEZ     | 1'49.393 | 1'49.562  | 4    |
| 5          | 35 | ALVARO RODRIGUEZ     | 42.168 | 13         | ALEX ROYO            | 36.483 | 35         | ALVARO RODRIGUEZ     | 30.830 | 5                             | 37 | JAVIER VILLA         | 1'49.410 | 1'49.494  | 3    |
| 6          | 37 | JAVIER VILLA         | 42.201 | 9          | MARTA SURIA          | 36.664 | 4          | ANTONIO MARTINEZ     | 30.832 | 6                             | 9  | MARTA SURIA          | 1'49.619 | 1'49.650  | 6    |
| 7          | 88 | SALVADOR TINEO       | 42.214 | 88         | SALVADOR TINEO       | 36.685 | 9          | MARTA SURIA          | 30.845 | 7                             | 27 | PABLO AMOROS         | 1'49.696 | 1'49.852  | 7    |
| 8          | 26 | JOSE ALONSO LISTE    | 42.256 | 27         | PABLO AMOROS         | 36.743 | 88         | SALVADOR TINEO       | 30.894 | 8                             | 88 | SALVADOR TINEO       | 1'49.793 | 1'50.070  | 8    |
| 9          | 69 | STEVE MATTHYSSEN     | 42.745 | 69         | STEVE MATTHYSSEN     | 36.915 | 69         | STEVE MATTHYSSEN     | 31.065 | 9                             | 69 | STEVE MATTHYSSEN     | 1'50.725 | 1'50.944  | 9    |
| 10         | 38 | ORIO DALMAU          | 43.111 | 38         | ORIO DALMAU          | 37.042 | 38         | ORIO DALMAU          | 31.223 | 10                            | 38 | ORIO DALMAU          | 1'51.376 | 1'51.531  | 10   |
| 11         | 66 | ANTONIO RICCIARDI    | 43.458 | 78         | MARC TOSCAS          | 38.259 | 78         | MARC TOSCAS          | 31.916 | 11                            | 78 | MARC TOSCAS          | 1'54.072 | 1'54.072  | 11   |
| 12         | 78 | MARC TOSCAS          | 43.897 | 66         | ANTONIO RICCIARDI    | 38.639 | 66         | ANTONIO RICCIARDI    | 32.395 | 12                            | 66 | ANTONIO RICCIARDI    | 1'54.492 | 1'55.580  | 12   |
| 13         | 15 | JAVIER DE LA CALZAD, | 44.853 | 15         | JAVIER DE LA CALZAD, | 39.749 | 15         | JAVIER DE LA CALZAD, | 32.940 | 13                            | 15 | JAVIER DE LA CALZAD, | 1'57.542 | 1'57.542  | 13   |
| 14         | 5  | JOSH MATAS           | 47.435 | 5          | JOSH MATAS           | 42.390 | 5          | JOSH MATAS           | 35.747 | 14                            | 5  | JOSH MATAS           | 2'05.572 | 2'06.215  | 14   |

## EVOLUCION VUELTAS RAPIDAS Entrenamientos Piloto Grupo - B

| Hora | 10h.23'00" |          | 10h.26'00" |          | 10h.29'00" |          | 10h.32'00" |          | 10h.35'00" |          | 10h.38'00" |          | 10h.41'00" |          | 10h.44'00" |          | 10h.47'00" |          | Equipo                        |
|------|------------|----------|------------|----------|------------|----------|------------|----------|------------|----------|------------|----------|------------|----------|------------|----------|------------|----------|-------------------------------|
|      | Orden      | Num.     | Tiempo     | Num.     | Tiempo     | Num.     | Tiempo     | Num.     | Tiempo     | Num.     | Tiempo     | Num.     | Tiempo     | Num.     | Tiempo     | Num.     | Tiempo     | Num.     |                               |
| 1º   | 37         | 1'49.493 | 37         | 1'49.493 | 37         | 1'49.493 | 37         | 1'49.493 | 37         | 1'49.493 | 13         | 1'49.302 | 13         | 1'49.302 | 13         | 1'49.302 | 13         | 1'49.236 | A. ROYO - B. MENDEZ           |
| 2º   | 4          | 1'49.782 | 4          | 1'49.782 | 4          | 1'49.782 | 4          | 1'49.782 | 4          | 1'49.782 | 37         | 1'49.493 | 26         | 1'49.355 | 26         | 1'49.355 | 26         | 1'49.355 | JOSE ALONSO LISTE             |
| 3º   | 26         | 1'50.021 | 26         | 1'50.021 | 26         | 1'50.021 | 26         | 1'50.021 | 26         | 1'50.021 | 4          | 1'49.782 | 37         | 1'49.493 | 37         | 1'49.493 | 37         | 1'49.493 | JAVIER VILLA                  |
| 4º   | 88         | 1'50.236 | 88         | 1'50.236 | 88         | 1'50.236 | 88         | 1'50.236 | 88         | 1'50.236 | 26         | 1'50.021 | 35         | 1'49.562 | 35         | 1'49.562 | 35         | 1'49.562 | ALVARO RODRIGUEZ              |
| 5º   | 35         | 1'50.406 | 35         | 1'50.406 | 35         | 1'50.406 | 35         | 1'50.406 | 35         | 1'50.406 | 88         | 1'50.236 | 4          | 1'49.782 | 4          | 1'49.626 | 4          | 1'49.626 | ANTONIO MARTINEZ              |
| 6º   | 27         | 1'50.730 | 27         | 1'50.730 | 27         | 1'50.730 | 27         | 1'50.730 | 27         | 1'50.730 | 35         | 1'50.406 | 27         | 1'49.851 | 27         | 1'49.851 | 27         | 1'49.851 | PABLO AMOROS                  |
| 7º   | 9          | 1'50.995 | 9          | 1'50.995 | 9          | 1'50.995 | 9          | 1'50.995 | 9          | 1'50.995 | 27         | 1'50.730 | 88         | 1'50.069 | 88         | 1'50.069 | 9          | 1'49.895 | M. SURIA - L.M. REYES         |
| 8º   | 38         | 1'51.783 | 38         | 1'51.783 | 38         | 1'51.783 | 38         | 1'51.783 | 38         | 1'51.783 | 9          | 1'50.756 | 9          | 1'50.756 | 9          | 1'50.609 | 88         | 1'50.069 | SALVADOR TINEO                |
| 9º   | 69         | 1'51.844 | 69         | 1'51.844 | 69         | 1'51.844 | 69         | 1'51.844 | 69         | 1'51.844 | 38         | 1'51.783 | 69         | 1'50.944 | 69         | 1'50.944 | 69         | 1'50.944 | STEVE MATTHYSSEN              |
| 10º  | 66         | 1'55.579 | 66         | 1'55.579 | 66         | 1'55.579 | 66         | 1'55.579 | 66         | 1'55.579 | 69         | 1'51.844 | 38         | 1'51.531 | 38         | 1'51.531 | 38         | 1'51.531 | ORIOL DALMAU                  |
| 11º  | 78         | 1'58.973 | 78         | 1'58.973 | 78         | 1'58.973 | 78         | 1'58.973 | 78         | 1'58.973 | 66         | 1'55.579 | 66         | 1'55.579 | 66         | 1'55.579 | 78         | 1'54.804 | M. TOSCAS - DE ISABEL         |
| 12º  | 15         | 1'59.914 | 15         | 1'59.914 | 15         | 1'59.914 | 15         | 1'59.914 | 15         | 1'59.914 | 78         | 1'58.973 | 78         | 1'58.197 | 78         | 1'56.330 | 66         | 1'55.579 | G. GOMESS - A. RICCIARDI      |
| 13º  | 13         | 2'04.364 | 13         | 2'04.364 | 13         | 2'04.364 | 13         | 2'04.364 | 13         | 2'04.364 | 15         | 1'59.914 | 15         | 1'59.914 | 15         | 1'59.448 | 15         | 1'57.542 | J. DE LA CALZADA - J. ALVAREZ |
| 14º  | 5          | 2'53.339 | 5          | 2'53.339 | 5          | 2'53.339 | 5          | 2'53.339 | 5          | 2'53.339 | 5          | 2'53.339 | 5          | 2'20.835 | 5          | 2'11.588 | 5          | 2'10.460 | J. MATAS - A. SEVILLANO       |



# MINI CHALLENGE




Circuito del Jarama

29 - 30 de Octubre de 2011

## VELOCIDAD MAXIMA Entrenamientos Piloto Grupo - B

| Ord. | Nº | Concursante               | Equipo                    | Piloto               | Nac. | Km/h    |
|------|----|---------------------------|---------------------------|----------------------|------|---------|
| 1    | 27 | EFICAR TEAM               | EFICAR-INAUTO             | PABLO AMOROS         | ESP. | 211.351 |
| 2    | 88 | SALVADOR TINEO MORENO     | TEAM GUARNIERI            | SALVADOR TINEO       | ESP. | 211.351 |
| 3    | 4  | RACE                      | CUZCO MOTOR- SMC JUNIOR   | ANTONIO MARTINEZ     | ESP. | 210.938 |
| 4    | 9  | RACE                      | AUTO BUIGAS-SMC JUNIOR    | MARTA SURIA          | ESP. | 209.303 |
| 5    | 35 | ESCUDERIA MILENIO         | VEHINTER - EBERHARD       | ALVARO RODRIGUEZ     | ESP. | 208.898 |
| 6    | 13 | AUTOSA TORMES COMPETICION | AUTOSA TORMES COMPETICION | ALEX ROYO            | ESP. | 208.898 |
| 7    | 26 | JOSE ANTONIO LISTE        | ALONSO LISTE - LUGAUTO    | JOSE ALONSO LISTE    | ESP. | 208.495 |
| 8    | 38 | ESCUDERIA COSTA DORADA    | MINI MADRID               | ORIO DALMAU          | ESP. | 207.294 |
| 9    | 37 | ESCUDERIA MILENIO         | LENKER & GRÍBLAU          | JAVIER VILLA         | ESP. | 207.294 |
| 10   | 66 | DRIVEX SCHOOL             | TEAM MINI PORTUGAL        | ANTONIO RICCIARDI    | PT.  | 206.107 |
| 11   | 78 | ESCUDERIA LLEIDA          | MARTIN I CONESA           | MARC TOSCAS          | ESP. | 204.546 |
| 12   | 69 | STEVE MATTHYSSEN          | PORNTUBE - DALE GAS       | STEVE MATTHYSSEN     | BG.  | 203.390 |
| 13   | 5  | DRIVEX SCHOOL             | FOX TEAM                  | JOSH MATAS           | USA  | 194.595 |
| 14   | 15 | BMW                       | MINI ESPAÑA PRENSA        | JAVIER DE LA CALZADA | ESP. | 193.896 |



Santísima Trinidad 30 28010 MADRID

Tel y Fax 91.448.32.06

www.cronococa.com

e-mail:info@cronococa.com

## RESULTADOS OFICIALES 1ª SESION DE ENTRENAMIENTOS GRUPO B

| Ord. | Nº | Concursante               | Equipo                    | Piloto               | Nac. | N.V. | V.R. | Tiempo   | Dif. 1º | Dif. Ant | Km/h    | Puntos |
|------|----|---------------------------|---------------------------|----------------------|------|------|------|----------|---------|----------|---------|--------|
| 1    | 13 | AUTOSA TORMES COMPETICION | AUTOSA TORMES COMPETICION | ALEX ROYO            | ESP. | 10   | 9    | 1'49.237 |         |          | 126.881 | 1      |
| 2    | 26 | JOSE ANTONIO LISTE        | ALONSO LISTE - LUGAUTO    | JOSE ALONSO LISTE    | ESP. | 11   | 11   | 1'49.341 | 0"104   | 0"104    | 126.760 | 2      |
| 3    | 37 | ESCUADERIA MILENIO        | LENKER & GRÍBLAU          | JAVIER VILLA         | ESP. | 11   | 3    | 1'49.494 | 0"257   | 0"153    | 126.583 | 3      |
| 4    | 35 | ESCUADERIA MILENIO        | VEHINTER - EBERHARD       | ALVARO RODRIGUEZ     | ESP. | 11   | 7    | 1'49.562 | 0"325   | 0"068    | 126.504 | 4      |
| 5    | 4  | RACE                      | CUZCO MOTOR- SMC JUNIOR   | ANTONIO MARTINEZ     | ESP. | 11   | 9    | 1'49.626 | 0"389   | 0"064    | 126.430 | 5      |
| 6    | 9  | RACE                      | AUTO BUIGAS-SMC JUNIOR    | MARTA SURIA          | ESP. | 11   | 11   | 1'49.650 | 0"413   | 0"024    | 126.403 | 6      |
| 7    | 27 | EFICAR TEAM               | EFICAR-INAUTO             | PABLO AMOROS         | ESP. | 7    | 6    | 1'49.852 | 0"615   | 0"202    | 126.170 | 7      |
| 8    | 88 | SALVADOR TINEO MORENO     | TEAM GUARNIERI            | SALVADOR TINEO       | ESP. | 8    | 7    | 1'50.070 | 0"833   | 0"218    | 125.920 | 8      |
| 9    | 69 | STEVE MATTHYSSEN          | PORNTUBE - DALE GAS       | STEVE MATTHYSSEN     | BG.  | 11   | 7    | 1'50.944 | 1"707   | 0"874    | 124.928 | 9      |
| 10   | 38 | ESCUADERIA COSTA DORADA   | MINI MADRID               | ORIOL DALMAU         | ESP. | 8    | 5    | 1'51.531 | 2"294   | 0"587    | 124.271 | 10     |
| 11   | 78 | ESCUADERIA LLEIDA         | MARTIN I CONESA           | MARC TOSCAS          | ESP. | 11   | 11   | 1'54.072 | 4"835   | 2"541    | 121.503 | 11     |
| 12   | 66 | DRIVEX SCHOOL             | TEAM MINI PORTUGAL        | ANTONIO RICCIARDI    | PT.  | 2    | 2    | 1'55.580 | 6"343   | 1"508    | 119.917 | 12     |
| 13   | 15 | BMW                       | MINI ESPAÑA PRENSA        | JAVIER DE LA CALZADA | ESP. | 9    | 9    | 1'57.542 | 8"305   | 1"962    | 117.916 | 13     |
| 14   | 5  | DRIVEX SCHOOL             | FOX TEAM                  | JOSH MATAS           | USA  | 8    | 8    | 2'06.215 | 16"978  | 8"673    | 109.813 | 14     |

Circuito del Jarama 30 de Octubre de 2011


A las                      Horas.



**COCA**  
CRONOMETRAJE  
Santísima Trinidad 30 28010 MADRID  
Tel y Fax 91.448.32.06  
www.cronococa.com  
e-mail:info@cronococa.com

LOS COMISARIOS DEPORTIVOS

EL JEFE DE CRONOMETRAJE







# MINI CHALLENGE



Circuito del Jarama

29 - 30 de Octubre de 2011

## CLASIFICACION ENTRENAMIENTOS POR PUNTOS PARA PARRILLA CARRERA 1

| Clas. | Nº | Concursante               | Equipo                    | Piloto            | Nac. | E-1 | E-2 | Total |
|-------|----|---------------------------|---------------------------|-------------------|------|-----|-----|-------|
| 1     | 13 | AUTOSA TORMES COMPETICION | AUTOSA TORMES COMPETICION | BRUNO MENDEZ      | ESP. | 5   | 1   | 6     |
| 2     | 26 | JOSE ANTONIO LISTE        | ALONSO LISTE - LUGAUTO    | JOSE ALONSO LISTE | ESP. | 4   | 2   | 6     |
| 3     | 4  | RACE                      | CUZCO MOTOR- SMC JUNIOR   | ANTONIO MARTINEZ  | ESP. | 3   | 5   | 8     |
| 4     | 9  | RACE                      | AUTO BUIGAS-SMC JUNIOR    | LUIS MIGUEL REYES | ESP. | 2   | 6   | 8     |
| 5     | 37 | ESCUADERIA MILENIO        | LENKER & GRIBLAU          | JAVIER VILLA      | ESP. | 7   | 3   | 10    |
| 6     | 35 | ESCUADERIA MILENIO        | VEHINTER - EBERHARD       | ALVARO RODRIGUEZ  | ESP. | 6   | 4   | 10    |
| 7     | 66 | DRIVEX SCHOOL             | TEAM MINI PORTUGAL        | GONÇALO GOMESS    | PT.  | 1   | 12  | 13    |
| 8     | 69 | STEVE MATTHYSSEN          | PORNTUBE - DALE GAS       | STEVE MATTHYSSEN  | BG.  | 8   | 9   | 17    |
| 9     | 88 | SALVADOR TINEO MORENO     | TEAM GUARNIERI            | SALVADOR TINEO    | ESP. | 9   | 8   | 17    |
| 10    | 27 | EFICAR TEAM               | EFICAR-INAUTO             | PABLO AMOROS      | ESP. | 11  | 7   | 18    |
| 11    | 38 | ESCUADERIA COSTA DORADA   | MINI MADRID               | ORIOL DALMAU      | ESP. | 12  | 10  | 22    |
| 12    | 5  | DRIVEX SCHOOL             | FOX TEAM                  | ANGEL SEVILLANO   | ESP. | 10  | 14  | 24    |
| 13    | 78 | ESCUADERIA LLEIDA         | MARTIN I CONESA           | MARC TOSCAS       | ESP. | 13  | 11  | 24    |
| 14    | 15 | BMW                       | MINI ESPAÑA PRENSA        | JESUS ALVAREZ     | ESP. | 14  | 13  | 27    |

Circuito del Jarama 29 de Octubre de 2011

A las 10:51 Horas.



**Santisima Trinidad 30 28010 MADRID**  
 Tel y Fax 91.448.32.06  
 www.cronococa.com  
 e-mail:info@cronococa.com

**EL DIRECTOR DE CARRERA**

**EL JEFE DE CRONOMETRAJE**



# MINI CHALLENGE



Circuito del Jarama

29 - 30 de Octubre de 2011

## CLASIFICACION ENTRENAMIENTOS POR PUNTOS PARA PARRILLA CARRERA 1

| Clas. | Nº | Concursante               | Equipo                    | Piloto            | Nac. | E-1 | E-2 | Total |
|-------|----|---------------------------|---------------------------|-------------------|------|-----|-----|-------|
| 1     | 13 | AUTOSA TORMES COMPETICION | AUTOSA TORMES COMPETICION | BRUNO MENDEZ      | ESP. | 5   | 1   | 6     |
| 2     | 26 | JOSE ANTONIO LISTE        | ALONSO LISTE - LUGAUTO    | JOSE ALONSO LISTE | ESP. | 4   | 2   | 6     |
| 3     | 9  | RACE                      | AUTO BUIGAS-SMC JUNIOR    | LUIS MIGUEL REYES | ESP. | 2   | 6   | 8     |
| 4     | 4  | RACE                      | CUZCO MOTOR- SMC JUNIOR   | ANTONIO MARTINEZ  | ESP. | 3   | 5   | 8     |
| 5     | 37 | ESCUADERIA MILENIO        | LENKER & GRIBLAU          | JAVIER VILLA      | ESP. | 7   | 3   | 10    |
| 6     | 35 | ESCUADERIA MILENIO        | VEHINTER - EBERHARD       | ALVARO RODRIGUEZ  | ESP. | 6   | 4   | 10    |
| 7     | 66 | DRIVEX SCHOOL             | TEAM MINI PORTUGAL        | GONÇALO GOMESS    | PT.  | 1   | 12  | 13    |
| 8     | 88 | SALVADOR TINEO MORENO     | TEAM GUARNIERI            | SALVADOR TINEO    | ESP. | 9   | 8   | 17    |
| 9     | 69 | STEVE MATTHYSSEN          | PORNTUBE - DALE GAS       | STEVE MATTHYSSEN  | BG.  | 8   | 9   | 17    |
| 10    | 27 | EFICAR TEAM               | EFICAR-INAUTO             | PABLO AMOROS      | ESP. | 11  | 7   | 18    |
| 11    | 38 | ESCUADERIA COSTA DORADA   | MINI MADRID               | ORIOL DALMAU      | ESP. | 12  | 10  | 22    |
| 12    | 5  | DRIVEX SCHOOL             | FOX TEAM                  | ANGEL SEVILLANO   | ESP. | 10  | 14  | 24    |
| 13    | 78 | ESCUADERIA LLEIDA         | MARTIN I CONESA           | MARC TOSCAS       | ESP. | 13  | 11  | 24    |
| 14    | 15 | BMW                       | MINI ESPAÑA PRENSA        | JESUS ALVAREZ     | ESP. | 14  | 13  | 27    |

Circuito del Jarama 29 de Octubre de 2011

A las 10:51 Horas.



Santisima Trinidad 30 28010 MADRID

Tel y Fax 91.448.32.06

www.cronococa.com

e-mail:info@cronococa.com

EL DIRECTOR DE CARRERA

EL JEFE DE CRONOMETRAJE



## PARRILLA DE SALIDA 1ª Carrera

| Num. | Piloto | Puntos | Fila | Num. | Piloto | Puntos |
|------|--------|--------|------|------|--------|--------|
|------|--------|--------|------|------|--------|--------|

|    |                          |    |               |    |                               |    |
|----|--------------------------|----|---------------|----|-------------------------------|----|
| 78 | MARC TOSCAS              | 24 | ..... 7 ..... | 15 | J. DE LA CALZADA - J. ALVAREZ | 27 |
| 38 | ORIO DALMAU              | 22 | ..... 6 ..... | 5  | J. MATAS - A. SEVILLANO       | 24 |
| 69 | STEVE MATTHYSSEN         | 17 | ..... 5 ..... | 27 | PABLO AMOROS                  | 18 |
| 66 | G. GOMESS - A. RICCIARDI | 13 | ..... 4 ..... | 88 | SALVADOR TINEO                | 17 |
| 37 | JAVIER VILLA             | 10 | ..... 3 ..... | 35 | ALVARO RODRIGUEZ              | 10 |
| 9  | M. SURIA - L.M. REYES    | 8  | ..... 2 ..... | 4  | ANTONIO MARTINEZ              | 8  |
| 13 | A. ROYO - B. MENDEZ      | 6  | ..... 1 ..... | 26 | JOSE ALONSO LISTE             | 6  |



LOS COMISARIOS DEPORTIVOS

JEFE de CRONOMETRAJE