

VIII GP CAMION DE LAS NACIONES

Circuito de Albacete

04 - 05 de Junio de 2011

RESULTADOS Warm-Up (WU)

| Ord. | Nº | Concurrent / Entrant | Marque / Make | Pilotes / Driver | Eq. | Cat. | Cl. | N.V. | V.R. | Tiempo | Dif. 1º | Dif. Ant | Km/h |
|------|----|--------------------------------------|---------------|-------------------------------|-----|------|-----|------|------|----------|----------|----------|---------|
| 1 | 4 | MKR TECHNOLOGY (CZE) | RENAULT | MARKUS OESTREICH (DEU) | T2 | | | 6 | 6 | 1'56.560 | | | 109.304 |
| 2 | 1 | EQUIPO CEPESA (ESP) | MAN | ANTONIO ALBACETE (ESP) | T5 | CE | 1º | 7 | 6 | 1'57.180 | 0"620 | 0"620 | 108.726 |
| 3 | 2 | MKR TECHNOLOGY (CZE) | RENAULT | MARKUS BÖSIGER (CHE) | T2 | | | 7 | 2 | 1'57.618 | 1"058 | 0"438 | 108.321 |
| 4 | 3 | JOCHEN HAHN (DEU) | MAN | JOCHEN HAHN (DEU) | | | | 5 | 5 | 1'57.780 | 1"220 | 0"162 | 108.172 |
| 5 | 7 | MKR TEAM 14 JUNIORS (CZE) | RENAULT | ADAM LACKO (CZE) | T3 | CE | 2º | 7 | 6 | 1'57.808 | 1"248 | 0"028 | 108.146 |
| 6 | 9 | TRUCK SPORT LUTZ BERNAU (DEU) | MAN | UWE NITTEL (DEU) | T5 | | | 7 | 4 | 1'58.184 | 1"624 | 0"376 | 107.802 |
| 7 | 20 | JAVIER MARIEZCURRENA (ESP) | MAN | JAVIER MARIEZCURRENA (ESP) | | CE | 3º | 6 | 6 | 1'58.722 | 2"162 | 0"538 | 107.313 |
| 8 | 5 | BUGGYRA INT. RACING SYSTEM (CZE) | FREIGHTLINER | DAVID VRSECKY (CZE) | T1 | | | 6 | 5 | 1'58.847 | 2"287 | 0"125 | 107.201 |
| 9 | 8 | TRUCK RACE TEAM ALLGÄUER (AUT) | MAN | ALEX LVOV (RUS) | | | | 5 | 5 | 1'59.087 | 2"527 | 0"240 | 106.984 |
| 10 | 10 | MKR TEAM 14 JUNIORS (CZE) | RENAULT | ANTHONY JANIEC (FRA) | T3 | | | 7 | 3 | 1'59.413 | 2"853 | 0"326 | 106.692 |
| 11 | 18 | TRUCK RACE TEAM ALLGÄUER (AUT) | MAN | STUART OLIVER (GBR) | | | | 3 | 2 | 1'59.743 | 3"183 | 0"330 | 106.398 |
| 12 | 16 | MIKA MAKINEN (FIN) | MAN | MIKA MAKINEN (FIN) | T4 | | | 7 | 7 | 2'00.207 | 3"647 | 0"464 | 105.988 |
| 13 | 40 | JOSE RODRIGUES (PRT) | MAN | JOSE RODRIGUES (PRT) | | CE | 4º | 4 | 4 | 2'00.890 | 4"330 | 0"683 | 105.389 |
| 14 | 14 | JEAN-PIERRE BLAISE (BEL) | RENAULT | JEAN-PIERRE BLAISE (BEL) | | | | 7 | 5 | 2'01.670 | 5"110 | 0"780 | 104.713 |
| 15 | 23 | MATHEW SUMMERFIELD (GBR) | MAN | MATHEW SUMMERFIELD (GBR) | | | | 6 | 5 | 2'01.789 | 5"229 | 0"119 | 104.611 |
| 16 | 12 | ZOLTAN BIRNBAUER (HUN) | MAN | ZOLTAN BIRNBAUER (HUN) | T4 | | | 6 | 6 | 2'02.839 | 6"279 | 1"050 | 103.717 |
| 17 | 30 | PHILIPPE ARLAUD (FRA)* | VOLVO | PHILIPPE ARLAUD (FRA) | | | | 6 | 4 | 2'07.795 | 11"235 | 4"956 | 99.695 |
| 18 | 15 | ERWIN KLEINAGELVOORT (NLD) | SCANIA | ERWIN KLEINAGELVOORT (NLD) | | | | 6 | 5 | 2'07.908 | 11"348 | 0"113 | 99.606 |
| 19 | 19 | FLORIAN ORSINI (FRA) | MERCEDES | FLORIAN ORSINI (FRA) | | | | 4 | 3 | 2'09.376 | 12"816 | 1"468 | 98.476 |
| 20 | 39 | EDUARDO RODRIGUES (PRT) | MAN | EDUARDO RODRIGUES (PRT) | | CE | 5º | 2 | 2 | 2'09.801 | 13"241 | 0"425 | 98.154 |
| 21 | 36 | PEDRO GARCIA (ESP)* | IVECO | PEDRO GARCIA (ESP) | | | | 6 | 3 | 2'11.319 | 14"759 | 1"518 | 97.019 |
| 22 | 34 | MICHEL BASSANELLI (FRA) | DAF | MICHEL BASSANELLI (FRA) | | CE | 6º | 4 | 4 | 2'12.328 | 15"768 | 1"009 | 96.279 |
| 23 | 31 | ENRIQUE VILA MONTESERIN (ESP) | MERCEDES | ENRIQUE VILA MONTESERIN (ESP) | | | | 6 | 4 | 2'12.874 | 16"314 | 0"546 | 95.884 |
| 24 | 38 | MARTIAL DEFAYE (FRA) | DAF | MARTIAL DEFAYE (FRA) | | | | 4 | 3 | 2'14.929 | 18"369 | 2"055 | 94.423 |
| 25 | 35 | DAVID MARCO BERMEJO (ESP) | MAN | DAVID MARCO BERMEJO (ESP) | | | | 3 | 2 | 2'16.097 | 19"537 | 1"168 | 93.613 |
| 26 | 32 | ALBERTO VILA MONTESERIN (ESP) | MERCEDES | ALBERTO VILA MONTESERIN (ESP) | | | | 7 | 2 | 2'16.456 | 19"896 | 0"359 | 93.367 |
| 27 | 41 | FRANCISCO NAVARRO (ESP) | RENAULT | FRANCISCO NAVARRO (ESP) | | | | 6 | 4 | 2'32.135 | 35"575 | 15"679 | 83.745 |
| 28 | 6 | BUGGYRA INT. RACING SYSTEM (CZE) | FREIGHTLINER | CHRISTOPHER LEVETT (GBR) | T1 | | | 2 | 2 | 3'39.827 | 1'43"267 | 1'07"692 | 57.957 |
| 29 | 37 | MOTOR CLUB CIRCUITO DE ALBACETE (ES) | MAN | DAVID FELIPE PLAZA (ESP)* | | CE | 7º | 2 | 2 | 4'07.381 | 2'10"821 | 27"554 | 51.502 |

PROVISIONAL

Circuito de Albacete 05 de Junio de 2011

A las 9:20 Horas.

EL DIRECTOR DE CARRERA

EL JEFE DE CRONOMETRAJE

DEFINITIVA

Circuito de Albacete 05 de Junio de 2011

A las Horas.

LOS COMISARIOS DEPORTIVOS

VIII GP CAMION DE LAS NACIONES

Circuito de Albacete
04 - 05 de Junio de 2011

TIEMPOS POR VUELTA Warm-Up (WU)

| Numero | 1 | | | 2 | | | 3 | | | 4 | | | 5 | | | 6 | | |
|--------|-----------------|-----------------|-----------|-----------|-----------------|-----------|-----------------|-----------------|-----------|-----------------|-----------------|-----------|-----------------|-----------------|-----------|-----------------|-----------------|-----------|
| | T. Vuelta | Parciales | Vel./Pil. | T. Vuelta | Parciales | Vel./Pil. | T. Vuelta | Parciales | Vel./Pil. | T. Vuelta | Parciales | Vel./Pil. | T. Vuelta | Parciales | Vel./Pil. | T. Vuelta | Parciales | Vel./Pil. |
| 1ª - 1 | 0'48.176 | 0'48.176 | | 0'47.822 | <u>0'47.822</u> | | 0'59.568 | 0'59.568 | | 0'48.278 | 0'48.278 | | 3'20.415 | 3'20.415 | | 2'17.613 | 2'17.613 | |
| 1ª - 2 | 1'28.826 | 0'40.650 | | 1'27.969 | <u>0'40.147</u> | | 1'50.367 | 0'50.799 | | 1'28.672 | 0'40.394 | | 4'01.622 | 0'41.207 | | 3'05.629 | 0'48.016 | |
| 1ª - 3 | 1'58.556 | 0'29.730 | | 1'57.618 | <u>0'29.649</u> | | 2'24.967 | 0'34.600 | | 1'58.280 | 0'29.608 | | 4'31.568 | 0'29.946 | | <u>3'39.827</u> | <u>0'34.198</u> | |
| 2ª - 1 | 0'48.229 | 0'48.229 | | 0'47.871 | 0'47.871 | | 0'48.065 | 0'48.065 | | 0'56.985 | 0'56.985 | | 0'48.829 | 0'48.829 | | 0'56.121 | <u>0'56.121</u> | |
| 2ª - 2 | 1'28.584 | 0'40.355 | | 1'35.228 | 0'47.357 | | 1'28.728 | 0'40.663 | | 1'49.626 | 0'52.641 | | 1'31.313 | 0'42.484 | | 1'42.646 | 0'46.525 | |
| 2ª - 3 | 2'03.646 | 0'35.062 | | 2'06.462 | 0'31.234 | | 1'58.014 | <u>0'29.286</u> | | 2'40.373 | 0'50.747 | PIT | 2'05.235 | 0'33.922 | | | | |
| 3ª - 1 | 0'47.582 | 0'47.582 | | 0'48.062 | 0'48.062 | | 0'53.362 | 0'53.362 | | 3'26.726 | 3'26.726 | | 0'52.528 | 0'52.528 | | | | |
| 3ª - 2 | 1'27.971 | 0'40.389 | | 1'28.920 | 0'40.858 | | 1'40.893 | 0'47.531 | | 4'14.730 | 0'48.004 | | 1'35.794 | 0'43.266 | | | | |
| 3ª - 3 | 1'57.692 | 0'29.721 | | 1'59.269 | 0'30.349 | | 2'19.779 | 0'38.886 | | 4'44.970 | 0'30.240 | | 2'14.320 | 0'38.526 | | | | |
| 4ª - 1 | 1'06.288 | 1'06.288 | | 0'58.008 | 0'58.008 | | 0'47.746 | <u>0'47.746</u> | | 0'50.045 | 0'50.045 | | 0'48.450 | <u>0'48.450</u> | | | | |
| 4ª - 2 | 2'04.960 | 0'58.672 | | 1'57.478 | 0'59.470 | | 1'28.342 | <u>0'40.596</u> | | 1'37.892 | 0'47.847 | | 1'29.049 | <u>0'40.599</u> | | | | |
| 4ª - 3 | 2'37.761 | 0'32.801 | | 2'35.947 | 0'38.469 | | <u>1'57.780</u> | 0'29.438 | | 2'16.183 | 0'38.291 | | <u>1'58.847</u> | 0'29.798 | | | | |
| 5ª - 1 | 0'47.470 | <u>0'47.470</u> | | 0'48.025 | 0'48.025 | | 0'57.847 | 0'57.847 | | 0'47.473 | <u>0'47.473</u> | | 0'48.454 | 0'48.454 | | | | |
| 5ª - 2 | 1'27.579 | <u>0'40.109</u> | | 1'28.225 | 0'40.200 | | 1'45.843 | 0'47.996 | | 1'27.435 | <u>0'39.962</u> | | 1'29.351 | 0'40.897 | | | | |
| 5ª - 3 | <u>1'57.180</u> | <u>0'29.601</u> | | 1'58.130 | 0'29.905 | | | | | <u>1'56.560</u> | <u>0'29.125</u> | | 1'59.115 | <u>0'29.764</u> | | | | |
| 6ª - 1 | 0'47.666 | 0'47.666 | | 0'48.052 | 0'48.052 | | | | | | | | | | | | | |
| 6ª - 2 | 1'27.833 | 0'40.167 | | 1'29.249 | 0'41.197 | | | | | | | | | | | | | |
| 6ª - 3 | 1'57.446 | 0'29.613 | | 2'03.089 | 0'33.840 | | | | | | | | | | | | | |

| Vuelta Ideal | |
|--------------|----------|
| 0'47.470 | 0'47.470 |
| 1'27.579 | 0'40.109 |
| 1'57.180 | 0'29.601 |

| Vuelta Ideal | |
|--------------|----------|
| 0'47.822 | 0'47.822 |
| 1'27.969 | 0'40.147 |
| 1'57.618 | 0'29.649 |

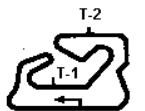
| Vuelta Ideal | |
|--------------|----------|
| 0'47.746 | 0'47.746 |
| 1'28.342 | 0'40.596 |
| 1'57.628 | 0'29.286 |

| Vuelta Ideal | |
|--------------|----------|
| 0'47.473 | 0'47.473 |
| 1'27.435 | 0'39.962 |
| 1'56.560 | 0'29.125 |

| Vuelta Ideal | |
|--------------|----------|
| 0'48.450 | 0'48.450 |
| 1'29.049 | 0'40.599 |
| 1'58.813 | 0'29.764 |

| Vuelta Ideal | |
|--------------|----------|
| 0'56.121 | 0'56.121 |
| 1'41.696 | 0'45.575 |
| 2'15.894 | 0'34.198 |

| Vuelta Mas Rapida Ideal | |
|-------------------------|----------|
| 0'47.470 | 0'47.470 |
| 1'27.432 | 0'39.962 |
| 1'56.557 | 0'29.125 |



1.490 2.660 3.539

VIII GP CAMION DE LAS NACIONES

TIEMPOS POR VUELTA Warm-Up (WU)

Circuito de Albacete
04 - 05 de Junio de 2011

| Numero | 7 | | | 8 | | | 9 | | | 10 | | | 12 | | | 14 | | |
|--------|-----------------|-----------------|-----------|-----------------|-----------------|-----------|-----------------|-----------------|-----------|-----------------|-----------------|-----------|-----------------|-----------------|-----------|-----------------|-----------------|-----------|
| | T. Vuelta | Parciales | Vel./Pil. | T. Vuelta | Parciales | Vel./Pil. | T. Vuelta | Parciales | Vel./Pil. | T. Vuelta | Parciales | Vel./Pil. | T. Vuelta | Parciales | Vel./Pil. | T. Vuelta | Parciales | Vel./Pil. |
| 1ª - 1 | 0'48.368 | 0'48.368 | | 0'54.040 | 0'54.040 | | 0'47.584 | <u>0'47.584</u> | | 0'49.895 | 0'49.895 | | 1'10.339 | 1'10.339 | | 0'49.566 | 0'49.566 | |
| 1ª - 2 | 1'28.841 | 0'40.473 | | 1'43.752 | 0'49.712 | | 1'29.502 | 0'41.918 | | 1'31.334 | 0'41.439 | | 1'53.732 | 0'43.393 | | 1'33.472 | 0'43.906 | |
| 1ª - 3 | 1'58.394 | 0'29.553 | | 2'14.852 | 0'31.100 | | 2'04.413 | 0'34.911 | | 2'02.205 | 0'30.871 | | 2'24.388 | 0'30.656 | | 2'12.877 | 0'39.405 | PIT |
| 2ª - 1 | 0'48.121 | <u>0'48.121</u> | | 0'49.164 | 0'49.164 | | 0'49.266 | 0'49.266 | | 0'48.535 | 0'48.535 | | 0'50.011 | 0'50.011 | | 1'57.287 | 1'57.287 | |
| 2ª - 2 | 1'28.592 | 0'40.471 | | 1'30.212 | 0'41.048 | | 1'30.187 | 0'40.921 | | 1'29.460 | 0'40.925 | | 1'32.450 | 0'42.439 | | 2'40.592 | 0'43.305 | |
| 2ª - 3 | 1'58.417 | 0'29.825 | | 2'00.202 | 0'29.990 | | 2'00.117 | 0'29.930 | | <u>1'59.413</u> | <u>0'29.953</u> | | 2'04.532 | 0'32.082 | | 3'11.236 | 0'30.644 | |
| 3ª - 1 | 0'48.330 | 0'48.330 | | 0'56.202 | 0'56.202 | | 0'47.930 | 0'47.930 | | 0'48.681 | 0'48.681 | | 0'53.125 | 0'53.125 | | 0'50.055 | 0'50.055 | |
| 3ª - 2 | 1'29.045 | 0'40.715 | | 1'43.600 | 0'47.398 | | 1'28.433 | 0'40.503 | | 1'29.422 | <u>0'40.741</u> | | 1'34.959 | <u>0'41.834</u> | | 1'32.376 | 0'42.321 | |
| 3ª - 3 | 1'59.829 | 0'30.784 | | 2'14.721 | 0'31.121 | | <u>1'58.184</u> | <u>0'29.751</u> | | 1'59.616 | 0'30.194 | | 2'05.457 | <u>0'30.498</u> | | 2'03.808 | 0'31.432 | |
| 4ª - 1 | 1'02.607 | 1'02.607 | | 0'48.585 | <u>0'48.585</u> | | 0'54.365 | 0'54.365 | | 0'48.442 | 0'48.442 | | 0'50.607 | 0'50.607 | | 0'49.179 | <u>0'49.179</u> | |
| 4ª - 2 | 2'01.155 | 0'58.548 | | 1'29.338 | <u>0'40.753</u> | | 1'42.604 | 0'48.239 | | 1'31.165 | 0'42.723 | | 1'33.061 | 0'42.454 | | 1'31.250 | <u>0'42.071</u> | |
| 4ª - 3 | 2'36.787 | 0'35.632 | | <u>1'59.087</u> | <u>0'29.749</u> | | 2'34.885 | 0'52.281 | PIT | 2'01.946 | 0'30.781 | | 2'03.686 | 0'30.625 | | <u>2'01.670</u> | 0'30.420 | |
| 5ª - 1 | 0'48.157 | 0'48.157 | | 1'02.292 | 1'02.292 | | 2'41.440 | 2'41.440 | | 0'49.067 | 0'49.067 | | 0'49.801 | <u>0'49.801</u> | | 0'51.681 | 0'51.681 | |
| 5ª - 2 | 1'28.318 | <u>0'40.161</u> | | 1'52.790 | 0'50.498 | | 3'23.944 | 0'42.504 | | 1'30.203 | 0'41.136 | | 1'31.998 | 0'42.197 | | 1'34.028 | 0'42.347 | |
| 5ª - 3 | <u>1'57.808</u> | <u>0'29.490</u> | | | | | 3'57.740 | 0'33.796 | | 2'00.560 | 0'30.357 | | <u>2'02.839</u> | 0'30.841 | | 2'11.798 | 0'37.770 | PIT |
| 6ª - 1 | 0'48.167 | 0'48.167 | | | | | 0'47.629 | 0'47.629 | | 0'48.357 | <u>0'48.357</u> | | 1'05.959 | 1'05.959 | | 1'47.972 | 1'47.972 | |
| 6ª - 2 | 1'28.523 | 0'40.356 | | | | | 1'28.037 | <u>0'40.408</u> | | 1'29.361 | 0'41.004 | | | | | 2'30.725 | 0'42.753 | |
| 6ª - 3 | 1'58.466 | 0'29.943 | | | | | 2'00.368 | 0'32.331 | | 1'59.508 | 0'30.147 | | | | | 3'01.055 | <u>0'30.330</u> | |

| Vuelta Ideal | |
|--------------|----------|
| 0'48.121 | 0'48.121 |
| 1'28.282 | 0'40.161 |
| 1'57.772 | 0'29.490 |

| Vuelta Ideal | |
|--------------|----------|
| 0'48.585 | 0'48.585 |
| 1'29.338 | 0'40.753 |
| 1'59.087 | 0'29.749 |

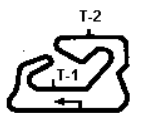
| Vuelta Ideal | |
|--------------|----------|
| 0'47.584 | 0'47.584 |
| 1'27.992 | 0'40.408 |
| 1'57.743 | 0'29.751 |

| Vuelta Ideal | |
|--------------|----------|
| 0'48.357 | 0'48.357 |
| 1'29.098 | 0'40.741 |
| 1'59.051 | 0'29.953 |

| Vuelta Ideal | |
|--------------|----------|
| 0'49.801 | 0'49.801 |
| 1'31.635 | 0'41.834 |
| 2'02.133 | 0'30.498 |

| Vuelta Ideal | |
|--------------|----------|
| 0'49.179 | 0'49.179 |
| 1'31.250 | 0'42.071 |
| 2'01.580 | 0'30.330 |

| Vuelta Mas Rapida Ideal | |
|-------------------------|----------|
| 0'47.470 | 0'47.470 |
| 1'27.432 | 0'39.962 |
| 1'56.557 | 0'29.125 |



1.490 2.660 3.539

VIII GP CAMION DE LAS NACIONES

TIEMPOS POR VUELTA Warm-Up (WU)

Circuito de Albacete
04 - 05 de Junio de 2011

| Numero | 15 | | | 16 | | | 18 | | | 19 | | | 20 | | | 23 | | |
|--------|-----------|-----------|-----------|-----------|-----------|-----------|-----------|-----------|-----------|-----------|-----------|-----------|-----------|-----------|-----------|-----------|-----------|-----------|
| | T. Vuelta | Parciales | Vel./Pil. | T. Vuelta | Parciales | Vel./Pil. | T. Vuelta | Parciales | Vel./Pil. | T. Vuelta | Parciales | Vel./Pil. | T. Vuelta | Parciales | Vel./Pil. | T. Vuelta | Parciales | Vel./Pil. |
| 1ª - 1 | 0'52.665 | 0'52.665 | | 0'50.404 | 0'50.404 | | 0'48.570 | 0'48.570 | | 0'56.848 | 0'56.848 | | 0'49.805 | 0'49.805 | | 0'49.742 | 0'49.742 | |
| 1ª - 2 | 1'36.609 | 0'43.944 | | 1'32.242 | 0'41.838 | | 1'29.456 | 0'40.886 | | 1'41.371 | 0'44.523 | | 1'31.468 | 0'41.663 | | 1'32.366 | 0'42.624 | |
| 1ª - 3 | 2'09.827 | 0'33.218 | | 2'02.724 | 0'30.482 | | 1'59.743 | 0'30.287 | | 2'14.419 | 0'33.048 | | 2'01.524 | 0'30.056 | | 2'04.200 | 0'31.834 | |
| 2ª - 1 | 0'59.989 | 0'59.989 | | 0'55.651 | 0'55.651 | | 0'48.494 | 0'48.494 | | 0'52.312 | 0'52.312 | | 0'49.220 | 0'49.220 | | 0'49.377 | 0'49.377 | |
| 2ª - 2 | 1'43.731 | 0'43.742 | | 1'42.868 | 0'47.217 | | 1'29.588 | 0'41.094 | | 1'36.393 | 0'44.081 | | 1'30.649 | 0'41.429 | | 1'31.626 | 0'42.249 | |
| 2ª - 3 | 2'15.962 | 0'32.231 | | 2'13.279 | 0'30.411 | | 2'00.594 | 0'31.006 | | 2'09.376 | 0'32.983 | | 2'00.519 | 0'29.870 | | 2'01.892 | 0'30.266 | |
| 3ª - 1 | 0'52.145 | 0'52.145 | | 0'49.359 | 0'49.359 | | 1'03.284 | 1'03.284 | | 0'59.711 | 0'59.711 | | 0'48.585 | 0'48.585 | | 0'49.199 | 0'49.199 | |
| 3ª - 2 | 1'36.230 | 0'44.085 | | 1'31.030 | 0'41.671 | | 2'03.441 | 1'00.157 | | 1'50.373 | 0'50.662 | | 1'30.270 | 0'41.685 | | 1'31.175 | 0'41.976 | |
| 3ª - 3 | 2'08.520 | 0'32.290 | | 2'01.762 | 0'30.732 | | | | | 2'42.431 | 0'52.058 | PIT | 2'00.198 | 0'29.928 | | 2'02.115 | 0'30.940 | |
| 4ª - 1 | 0'52.679 | 0'52.679 | | 0'49.101 | 0'49.101 | | | | | 1'51.160 | 1'51.160 | | 0'48.171 | 0'48.171 | | 0'49.287 | 0'49.287 | |
| 4ª - 2 | 1'36.250 | 0'43.571 | | 1'31.502 | 0'42.401 | | | | | 2'41.162 | 0'50.002 | | 1'29.267 | 0'41.096 | | 1'31.257 | 0'41.970 | |
| 4ª - 3 | 2'07.908 | 0'31.658 | | 2'02.215 | 0'30.713 | | | | | | | | 2'00.966 | 0'31.699 | | 2'01.789 | 0'30.532 | |
| 5ª - 1 | 0'50.606 | 0'50.606 | | 0'48.703 | 0'48.703 | | | | | | | | 0'48.287 | 0'48.287 | | 0'50.373 | 0'50.373 | |
| 5ª - 2 | 1'34.031 | 0'43.425 | | 1'30.113 | 0'41.410 | | | | | | | | 1'28.886 | 0'40.599 | | 1'31.853 | 0'41.480 | |
| 5ª - 3 | 2'09.145 | 0'35.114 | | 2'00.595 | 0'30.482 | | | | | | | | 1'58.722 | 0'29.836 | | 2'02.254 | 0'30.401 | |
| 6ª - 1 | | | | 0'48.834 | 0'48.834 | | | | | | | | 0'54.756 | 0'54.756 | | 0'58.758 | 0'58.758 | |
| 6ª - 2 | | | | 1'29.960 | 0'41.126 | | | | | | | | 1'41.917 | 0'47.161 | | 1'46.563 | 0'47.805 | |
| 6ª - 3 | | | | 2'00.207 | 0'30.247 | | | | | | | | | | | | | |

| Vuelta Ideal | |
|--------------|----------|
| 0'50.606 | 0'50.606 |
| 1'34.031 | 0'43.425 |
| 2'05.689 | 0'31.658 |

| Vuelta Ideal | |
|--------------|----------|
| 0'48.703 | 0'48.703 |
| 1'29.829 | 0'41.126 |
| 2'00.076 | 0'30.247 |

| Vuelta Ideal | |
|--------------|----------|
| 0'48.494 | 0'48.494 |
| 1'29.380 | 0'40.886 |
| 1'59.667 | 0'30.287 |

| Vuelta Ideal | |
|--------------|----------|
| 0'52.312 | 0'52.312 |
| 1'36.393 | 0'44.081 |
| 2'09.376 | 0'32.983 |

| Vuelta Ideal | |
|--------------|----------|
| 0'48.171 | 0'48.171 |
| 1'28.770 | 0'40.599 |
| 1'58.606 | 0'29.836 |

| Vuelta Ideal | |
|--------------|----------|
| 0'49.199 | 0'49.199 |
| 1'30.679 | 0'41.480 |
| 2'00.945 | 0'30.266 |

| Vuelta Mas Rapida Ideal | |
|-------------------------|----------|
| 0'47.470 | 0'47.470 |
| 1'27.432 | 0'39.962 |
| 1'56.557 | 0'29.125 |



1.490 2.660 3.539

VIII GP CAMION DE LAS NACIONES

TIEMPOS POR VUELTA Warm-Up (WU)

Circuito de Albacete
04 - 05 de Junio de 2011

| Numero | 30 | | | 31 | | | 32 | | | 33 | | | 34 | | | 35 | | |
|--------|-----------|-----------|-----------|-----------|-----------|-----------|-----------|-----------|-----------|-----------|-----------|-----------|-----------|-----------|-----------|-----------|-----------|-----------|
| | T. Vuelta | Parciales | Vel./Pil. | T. Vuelta | Parciales | Vel./Pil. | T. Vuelta | Parciales | Vel./Pil. | T. Vuelta | Parciales | Vel./Pil. | T. Vuelta | Parciales | Vel./Pil. | T. Vuelta | Parciales | Vel./Pil. |
| 1ª - 1 | 0'53.349 | 0'53.349 | | 0'55.690 | 0'55.690 | | 0'55.832 | 0'55.832 | | | | | 0'54.181 | 0'54.181 | | 0'55.376 | 0'55.376 | |
| 1ª - 2 | 1'38.685 | 0'45.336 | | 1'43.741 | 0'48.051 | | 1'42.903 | 0'47.071 | | | | | 1'38.942 | 0'44.761 | | 1'42.246 | 0'46.870 | |
| 1ª - 3 | 2'19.585 | 0'40.900 | PIT | 2'18.930 | 0'35.189 | | 2'16.456 | 0'33.553 | | | | | 2'14.211 | 0'35.269 | | 2'16.097 | 0'33.851 | |
| 2ª - 1 | 2'26.031 | 2'26.031 | | 0'55.898 | 0'55.898 | | 0'54.499 | 0'54.499 | | | | | 0'56.484 | 0'56.484 | | 0'53.576 | 0'53.576 | |
| 2ª - 2 | 3'11.818 | 0'45.787 | | 1'43.056 | 0'47.158 | | 1'45.013 | 0'50.514 | | | | | 1'48.257 | 0'51.773 | | 1'39.150 | 0'45.574 | |
| 2ª - 3 | 3'44.208 | 0'32.390 | | 2'16.948 | 0'33.892 | | 2'19.958 | 0'34.945 | | | | | 2'23.502 | 0'35.245 | | 2'22.120 | 0'42.970 | PIT |
| 3ª - 1 | 0'51.309 | 0'51.309 | | 0'53.481 | 0'53.481 | | 0'54.474 | 0'54.474 | | | | | 0'52.974 | 0'52.974 | | | | |
| 3ª - 2 | 1'35.151 | 0'43.842 | | 1'39.929 | 0'46.448 | | 1'43.001 | 0'48.527 | | | | | 1'37.268 | 0'44.294 | | | | |
| 3ª - 3 | 2'07.795 | 0'32.644 | | 2'12.874 | 0'32.945 | | 2'18.214 | 0'35.213 | | | | | 2'12.328 | 0'35.060 | | | | |
| 4ª - 1 | 1'43.084 | 1'43.084 | | 0'54.238 | 0'54.238 | | 0'55.287 | 0'55.287 | | | | | 0'57.820 | 0'57.820 | | | | |
| 4ª - 2 | 2'27.541 | 0'44.457 | | 1'40.754 | 0'46.516 | | 1'42.168 | 0'46.881 | | | | | 1'58.171 | 1'00.351 | | | | |
| 4ª - 3 | 3'00.879 | 0'33.338 | | 2'13.627 | 0'32.873 | | 2'16.818 | 0'34.650 | | | | | | | | | | |
| 5ª - 1 | 0'51.881 | 0'51.881 | | 0'53.943 | 0'53.943 | | 0'55.745 | 0'55.745 | | | | | | | | | | |
| 5ª - 2 | 1'35.760 | 0'43.879 | | 1'41.230 | 0'47.287 | | 1'43.483 | 0'47.738 | | | | | | | | | | |
| 5ª - 3 | 2'08.382 | 0'32.622 | | 2'16.968 | 0'35.738 | | 2'19.573 | 0'36.090 | | | | | | | | | | |
| 6ª - 1 | | | | 0'57.044 | 0'57.044 | | 1'03.686 | 1'03.686 | | | | | | | | | | |
| 6ª - 2 | | | | 1'46.544 | 0'49.500 | | 1'50.541 | 0'46.855 | | | | | | | | | | |
| 6ª - 3 | | | | | | | 2'24.443 | 0'33.902 | | | | | | | | | | |

| Vuelta Ideal | |
|--------------|----------|
| 0'51.309 | 0'51.309 |
| 1'35.151 | 0'43.842 |
| 2'07.541 | 0'32.390 |

| Vuelta Ideal | |
|--------------|----------|
| 0'53.481 | 0'53.481 |
| 1'39.929 | 0'46.448 |
| 2'12.802 | 0'32.873 |

| Vuelta Ideal | |
|--------------|----------|
| 0'54.474 | 0'54.474 |
| 1'41.329 | 0'46.855 |
| 2'14.882 | 0'33.553 |

| Vuelta Ideal | |
|--------------|-------------|
| 1666'39.000 | 1666'39.000 |
| 1672'58.378 | 6'19.378 |
| 1673'50.471 | 0'52.093 |

| Vuelta Ideal | |
|--------------|----------|
| 0'52.974 | 0'52.974 |
| 1'37.268 | 0'44.294 |
| 2'12.328 | 0'35.060 |

| Vuelta Ideal | |
|--------------|----------|
| 0'53.576 | 0'53.576 |
| 1'39.150 | 0'45.574 |
| 2'13.001 | 0'33.851 |

| Vuelta Mas Rapida Ideal | |
|-------------------------|----------|
| 0'47.470 | 0'47.470 |
| 1'27.432 | 0'39.962 |
| 1'56.557 | 0'29.125 |



1.490 2.660 3.539

VIII GP CAMION DE LAS NACIONES

TIEMPOS POR VUELTA Warm-Up (WU)

Circuito de Albacete
04 - 05 de Junio de 2011

| Numero | 36 | | | 37 | | | 38 | | | 39 | | | 40 | | | 41 | | |
|--------|-----------------|-----------------|-----------|-----------------|-----------------|-----------|-----------------|-----------------|-----------|-----------------|-----------------|-----------|-----------------|-----------------|-----------|-----------------|-----------------|-----------|
| | T. Vuelta | Parciales | Vel./Pil. | T. Vuelta | Parciales | Vel./Pil. | T. Vuelta | Parciales | Vel./Pil. | T. Vuelta | Parciales | Vel./Pil. | T. Vuelta | Parciales | Vel./Pil. | T. Vuelta | Parciales | Vel./Pil. |
| 1ª - 1 | 0'57.657 | 0'57.657 | | 2'27.362 | 2'27.362 | | 0'56.367 | 0'56.367 | | 0'53.306 | <u>0'53.306</u> | | 0'50.131 | 0'50.131 | | 1'02.187 | 1'02.187 | |
| 1ª - 2 | 1'44.537 | 0'46.880 | | 3'22.608 | 0'55.246 | | 1'43.517 | 0'47.150 | | 1'37.879 | <u>0'44.573</u> | | 1'32.137 | 0'42.006 | | 1'56.794 | 0'54.607 | |
| 1ª - 3 | 2'17.375 | 0'32.838 | | <u>4'07.381</u> | <u>0'44.773</u> | PIT | 2'17.651 | 0'34.134 | | <u>2'09.801</u> | <u>0'31.922</u> | | 2'02.658 | <u>0'30.521</u> | | 2'40.105 | 0'43.311 | |
| 2ª - 1 | 0'53.531 | <u>0'53.531</u> | | 2'26.060 | <u>2'26.060</u> | | 0'54.931 | 0'54.931 | | 0'58.125 | 0'58.125 | | 0'49.129 | 0'49.129 | | 1'03.911 | 1'03.911 | |
| 2ª - 2 | 1'38.519 | 0'44.988 | | 3'19.205 | <u>0'53.145</u> | | 1'42.311 | 0'47.380 | | 1'49.026 | 0'50.901 | | 1'30.784 | 0'41.655 | | 1'59.535 | 0'55.624 | |
| 2ª - 3 | <u>2'11.319</u> | 0'32.800 | | | | | <u>2'14.929</u> | <u>0'32.618</u> | | | | | 2'01.643 | 0'30.859 | | 2'38.190 | 0'38.655 | |
| 3ª - 1 | 0'53.784 | 0'53.784 | | | | | 0'53.086 | <u>0'53.086</u> | | | | | 0'48.998 | <u>0'48.998</u> | | 1'01.154 | <u>1'01.154</u> | |
| 3ª - 2 | 1'43.478 | 0'49.694 | | | | | 1'38.287 | <u>0'45.201</u> | | | | | 1'30.362 | <u>0'41.364</u> | | 1'53.062 | 0'51.908 | |
| 3ª - 3 | 2'33.530 | 0'50.052 | PIT | | | | 2'28.205 | 0'49.918 | PIT | | | | <u>2'00.890</u> | 0'30.528 | | <u>2'32.135</u> | 0'39.073 | |
| 4ª - 1 | 2'15.734 | 2'15.734 | | | | | | | | | | | 1'00.824 | 1'00.824 | | 1'05.966 | 1'05.966 | |
| 4ª - 2 | 3'00.417 | 0'44.683 | | | | | | | | | | | 2'01.773 | 1'00.949 | | 1'57.061 | 0'51.095 | |
| 4ª - 3 | 3'33.149 | 0'32.732 | | | | | | | | | | | | | | 2'36.939 | 0'39.878 | |
| 5ª - 1 | 0'54.992 | 0'54.992 | | | | | | | | | | | | | | 1'09.168 | 1'09.168 | |
| 5ª - 2 | 1'39.472 | <u>0'44.480</u> | | | | | | | | | | | | | | 1'59.931 | <u>0'50.763</u> | |
| 5ª - 3 | 2'11.911 | <u>0'32.439</u> | | | | | | | | | | | | | | 2'36.182 | <u>0'36.251</u> | |
| 6ª - 1 | | | | | | | | | | | | | | | | | | |
| 6ª - 2 | | | | | | | | | | | | | | | | | | |
| 6ª - 3 | | | | | | | | | | | | | | | | | | |

| Vuelta Ideal | |
|--------------|----------|
| 0'53.531 | 0'53.531 |
| 1'38.011 | 0'44.480 |
| 2'10.450 | 0'32.439 |

| Vuelta Ideal | |
|--------------|----------|
| 2'26.060 | 2'26.060 |
| 3'19.205 | 0'53.145 |
| 4'03.978 | 0'44.773 |

| Vuelta Ideal | |
|--------------|----------|
| 0'53.086 | 0'53.086 |
| 1'38.287 | 0'45.201 |
| 2'10.905 | 0'32.618 |

| Vuelta Ideal | |
|--------------|----------|
| 0'53.306 | 0'53.306 |
| 1'37.879 | 0'44.573 |
| 2'09.801 | 0'31.922 |

| Vuelta Ideal | |
|--------------|----------|
| 0'48.998 | 0'48.998 |
| 1'30.362 | 0'41.364 |
| 2'00.883 | 0'30.521 |

| Vuelta Ideal | |
|--------------|----------|
| 1'01.154 | 1'01.154 |
| 1'51.917 | 0'50.763 |
| 2'28.168 | 0'36.251 |

VIII GP CAMION DE LAS NACIONES

Circuito de Albacete
04 - 05 de Junio de 2011

Clasificacion por Sectores Warm-Up (WU)

| Sector - 1 | | | Sector - 2 | | | Sector - 3 | | | Vuelta Ideal vs Vuelta Rapida | | | |
|------------|-----------|-------------------------------|------------|--------|-------------------------------|------------|------|-------------------------------|-------------------------------|-----------|------|--|
| Ord. | Nº piloto | Tiempo | Nº piloto | Tiempo | Nº piloto | Tiempo | Ord. | Nº piloto | V. Ideal | V. Rapida | Ord. | |
| 1 | 1 | ANTONIO ALBACETE (ESP) | 47.470 | 4 | MARKUS OESTREICH (DEU) | 39.962 | 4 | MARKUS OESTREICH (DEU) | 1'56.560 | 1'56.560 | 1 | |
| 2 | 4 | MARKUS OESTREICH (DEU) | 47.473 | 1 | ANTONIO ALBACETE (ESP) | 40.109 | 3 | JOCHEN HAHN (DEU) | 1'57.180 | 1'57.180 | 2 | |
| 3 | 9 | UWE NITTEL (DEU) | 47.584 | 2 | MARKUS BÖSIGER (CHE) | 40.147 | 7 | ADAM LACKO (CZE) | 1'57.618 | 1'57.618 | 3 | |
| 4 | 3 | JOCHEN HAHN (DEU) | 47.746 | 7 | ADAM LACKO (CZE) | 40.161 | 1 | ANTONIO ALBACETE (ESP) | 1'57.628 | 1'57.780 | 4 | |
| 5 | 2 | MARKUS BÖSIGER (CHE) | 47.822 | 9 | UWE NITTEL (DEU) | 40.408 | 2 | MARKUS BÖSIGER (CHE) | 1'57.743 | 1'58.184 | 6 | |
| 6 | 7 | ADAM LACKO (CZE) | 48.121 | 3 | JOCHEN HAHN (DEU) | 40.596 | 8 | ALEX LVOV (RUS) | 1'57.772 | 1'57.808 | 5 | |
| 7 | 20 | JAVIER MARIEZCURRENA (ESP) | 48.171 | 5 | DAVID VRSECKY (CZE) | 40.599 | 9 | UWE NITTEL (DEU) | 1'58.606 | 1'58.722 | 7 | |
| 8 | 10 | ANTHONY JANIEC (FRA) | 48.357 | 20 | JAVIER MARIEZCURRENA (ESP) | 40.599 | 5 | DAVID VRSECKY (CZE) | 1'58.813 | 1'58.847 | 8 | |
| 9 | 5 | DAVID VRSECKY (CZE) | 48.450 | 10 | ANTHONY JANIEC (FRA) | 40.741 | 20 | JAVIER MARIEZCURRENA (ESP) | 1'59.051 | 1'59.413 | 10 | |
| 10 | 18 | STUART OLIVER (GBR) | 48.494 | 8 | ALEX LVOV (RUS) | 40.753 | 10 | ANTHONY JANIEC (FRA) | 1'59.087 | 1'59.087 | 9 | |
| 11 | 8 | ALEX LVOV (RUS) | 48.585 | 18 | STUART OLIVER (GBR) | 40.886 | 16 | MIKA MAKINEN (FIN) | 1'59.667 | 1'59.743 | 11 | |
| 12 | 16 | MIKA MAKINEN (FIN) | 48.703 | 16 | MIKA MAKINEN (FIN) | 41.126 | 23 | MATHEW SUMMERFIELD (GBR) | 2'00.076 | 2'00.207 | 12 | |
| 13 | 40 | JOSE RODRIGUES (PRT) | 48.998 | 40 | JOSE RODRIGUES (PRT) | 41.364 | 18 | STUART OLIVER (GBR) | 2'00.883 | 2'00.890 | 13 | |
| 14 | 14 | JEAN-PIERRE BLAISE (BEL) | 49.179 | 23 | MATHEW SUMMERFIELD (GBR) | 41.480 | 14 | JEAN-PIERRE BLAISE (BEL) | 2'00.945 | 2'01.789 | 15 | |
| 15 | 23 | MATHEW SUMMERFIELD (GBR) | 49.199 | 12 | ZOLTAN BIRNBAUER (HUN) | 41.834 | 12 | ZOLTAN BIRNBAUER (HUN) | 2'01.580 | 2'01.670 | 14 | |
| 16 | 12 | ZOLTAN BIRNBAUER (HUN) | 49.801 | 14 | JEAN-PIERRE BLAISE (BEL) | 42.071 | 40 | JOSE RODRIGUES (PRT) | 2'02.133 | 2'02.839 | 16 | |
| 17 | 15 | ERWIN KLEINAGELVOORT (NLD) | 50.606 | 15 | ERWIN KLEINAGELVOORT (NLD) | 43.425 | 15 | ERWIN KLEINAGELVOORT (NLD) | 2'05.689 | 2'07.908 | 18 | |
| 18 | 30 | PHILIPPE ARLAUD (FRA) | 51.309 | 30 | PHILIPPE ARLAUD (FRA) | 43.842 | 30 | EDUARDO RODRIGUES (PRT) | 2'07.541 | 2'07.795 | 17 | |
| 19 | 19 | FLORIAN ORSINI (FRA) | 52.312 | 19 | FLORIAN ORSINI (FRA) | 44.081 | 19 | FLORIAN ORSINI (FRA) | 2'09.376 | 2'09.376 | 19 | |
| 20 | 34 | MICHEL BASSANELLI (FRA) | 52.974 | 34 | MICHEL BASSANELLI (FRA) | 44.294 | 36 | PEDRO GARCIA (ESP) | 2'09.801 | 2'09.801 | 20 | |
| 21 | 38 | MARTIAL DEFAYE (FRA) | 53.086 | 36 | PEDRO GARCIA (ESP) | 44.480 | 38 | MARTIAL DEFAYE (FRA) | 2'10.450 | 2'11.319 | 21 | |
| 22 | 39 | EDUARDO RODRIGUES (PRT) | 53.306 | 39 | EDUARDO RODRIGUES (PRT) | 44.573 | 31 | ENRIQUE VILA MONTESERIN (ESP) | 2'10.905 | 2'14.929 | 24 | |
| 23 | 31 | ENRIQUE VILA MONTESERIN (ESP) | 53.481 | 38 | MARTIAL DEFAYE (FRA) | 45.201 | 19 | FLORIAN ORSINI (FRA) | 2'12.328 | 2'12.328 | 22 | |
| 24 | 36 | PEDRO GARCIA (ESP) | 53.531 | 35 | DAVID MARCO BERMEJO (ESP) | 45.574 | 32 | ALBERTO VILA MONTESERIN (ESP) | 2'12.802 | 2'12.874 | 23 | |
| 25 | 35 | DAVID MARCO BERMEJO (ESP) | 53.576 | 6 | CHRISTOPHER LEVETT (GBR) | 45.575 | 35 | DAVID MARCO BERMEJO (ESP) | 2'13.001 | 2'16.097 | 25 | |
| 26 | 32 | ALBERTO VILA MONTESERIN (ESP) | 54.474 | 31 | ENRIQUE VILA MONTESERIN (ESP) | 46.448 | 6 | CHRISTOPHER LEVETT (GBR) | 2'14.882 | 2'16.456 | 26 | |
| 27 | 6 | CHRISTOPHER LEVETT (GBR) | 56.121 | 32 | ALBERTO VILA MONTESERIN (ESP) | 46.855 | 34 | MICHEL BASSANELLI (FRA) | 2'15.894 | 3'39.827 | 28 | |
| 28 | 41 | FRANCISCO NAVARRO (ESP) | 1'01.154 | 41 | FRANCISCO NAVARRO (ESP) | 50.763 | 41 | FRANCISCO NAVARRO (ESP) | 2'28.168 | 2'32.135 | 27 | |
| 29 | 37 | DAVID FELIPE PLAZA (ESP)* | 2'26.060 | 37 | DAVID FELIPE PLAZA (ESP)* | 53.145 | 37 | DAVID FELIPE PLAZA (ESP)* | 4'03.978 | 4'07.381 | 29 | |

VIII GP CAMION DE LAS NACIONES

RESULTADOS 2ª sesión de Entrenamientos (Q2)

Circuito de Albacete
04 - 05 de Junio de 2011

| Ord. | Nº | Concurrent / Entrant | Marque / Make | Pilotes / Driver | Eq. | Cat. | Cl. | N.V. | V.R. | Tiempo | Dif. 1º | Dif. Ant | Km/h |
|------|----|--------------------------------------|---------------|-------------------------------|-----|------|-----|------|------|----------|---------|----------|---------|
| 1 | 7 | MKR TEAM 14 JUNIORS (CZE) | RENAULT | ADAM LACKO (CZE) | T3 | CE | 1º | 3 | 2 | 1'56.399 | | | 109.455 |
| 2 | 1 | EQUIPO CEPESA (ESP) | MAN | ANTONIO ALBACETE (ESP) | T5 | CE | 2º | 3 | 2 | 1'56.720 | 0"321 | 0"321 | 109.154 |
| 3 | 4 | MKR TECHNOLOGY (CZE) | RENAULT | MARKUS OESTREICH (DEU) | T2 | | | 3 | 2 | 1'56.727 | 0"328 | 0"007 | 109.147 |
| 4 | 9 | TRUCK SPORT LUTZ BERNAU (DEU) | MAN | UWE NITTEL (DEU) | T5 | | | 3 | 2 | 1'56.902 | 0"503 | 0"175 | 108.984 |
| 5 | 3 | JOCHEN HAHN (DEU) | MAN | JOCHEN HAHN (DEU) | | | | 3 | 2 | 1'57.012 | 0"613 | 0"110 | 108.882 |
| 6 | 2 | MKR TECHNOLOGY (CZE) | RENAULT | MARKUS BÖSIGER (CHE) | T2 | | | 3 | 2 | 1'57.054 | 0"655 | 0"042 | 108.843 |
| 7 | 5 | BUGGYRA INT. RACING SYSTEM (CZE) | FREIGHTLINER | DAVID VRSECKY (CZE) | T1 | | | 3 | 2 | 1'57.224 | 0"825 | 0"170 | 108.685 |
| 8 | 6 | BUGGYRA INT. RACING SYSTEM (CZE) | FREIGHTLINER | CHRISTOPHER LEVETT (GBR) | T1 | | | 3 | 2 | 1'57.494 | 1"095 | 0"270 | 108.435 |
| 9 | 10 | MKR TEAM 14 JUNIORS (CZE) | RENAULT | ANTHONY JANIEC (FRA) | T3 | | | 6 | 6 | 1'57.899 | 1"500 | 0"405 | 108.062 |
| 10 | 18 | TRUCK RACE TEAM ALLGÄUER (AUT) | MAN | STUART OLIVER (GBR) | | | | 5 | 2 | 1'57.923 | 1"524 | 0"024 | 108.040 |
| 11 | 8 | TRUCK RACE TEAM ALLGÄUER (AUT) | MAN | ALEX LVOV (RUS) | | | | 6 | 2 | 1'58.313 | 1"914 | 0"390 | 107.684 |
| 12 | 20 | JAVIER MARIEZCURRENA (ESP) | MAN | JAVIER MARIEZCURRENA (ESP) | | CE | 3º | 6 | 2 | 1'58.951 | 2"552 | 0"638 | 107.107 |
| 13 | 40 | JOSE RODRIGUES (PRT) | MAN | JOSE RODRIGUES (PRT) | | CE | 4º | 6 | 2 | 1'59.648 | 3"249 | 0"697 | 106.483 |
| 14 | 12 | ZOLTAN BIRNBAUER (HUN) | MAN | ZOLTAN BIRNBAUER (HUN) | T4 | | | 5 | 2 | 1'59.664 | 3"265 | 0"016 | 106.469 |
| 15 | 16 | MIKA MAKINEN (FIN) | MAN | MIKA MAKINEN (FIN) | T4 | | | 6 | 2 | 1'59.776 | 3"377 | 0"112 | 106.369 |
| 16 | 23 | MATHEW SUMMERFIELD (GBR) | MAN | MATHEW SUMMERFIELD (GBR) | | | | 5 | 4 | 2'00.756 | 4"357 | 0"980 | 105.506 |
| 17 | 14 | JEAN-PIERRE BLAISE (BEL) | RENAULT | JEAN-PIERRE BLAISE (BEL) | | | | 5 | 4 | 2'01.965 | 5"566 | 1"209 | 104.460 |
| 18 | 39 | EDUARDO RODRIGUES (PRT) | MAN | EDUARDO RODRIGUES (PRT) | | CE | 5º | 6 | 6 | 2'03.635 | 7"236 | 1"670 | 103.049 |
| 19 | 37 | MOTOR CLUB CIRCUITO DE ALBACETE (ES) | MAN | DAVID FELIPE PLAZA (ESP)* | | CE | 6º | 6 | 6 | 2'05.463 | 9"064 | 1"828 | 101.548 |
| 20 | 30 | PHILIPPE ARLAUD (FRA)* | VOLVO | PHILIPPE ARLAUD (FRA) | | | | 6 | 2 | 2'05.552 | 9"153 | 0"089 | 101.476 |
| 21 | 34 | MICHEL BASSANELLI (FRA) | DAF | MICHEL BASSANELLI (FRA) | | CE | 7º | 4 | 4 | 2'05.772 | 9"373 | 0"220 | 101.298 |
| 22 | 19 | FLORIAN ORSINI (FRA) | MERCEDES | FLORIAN ORSINI (FRA) | | | | 4 | 4 | 2'06.304 | 9"905 | 0"532 | 100.871 |
| 23 | 35 | DAVID MARCO BERMEJO (ESP) | MAN | DAVID MARCO BERMEJO (ESP) | | | | 6 | 4 | 2'06.821 | 10"422 | 0"517 | 100.460 |
| 24 | 15 | ERWIN KLEINAGELVOORT (NLD) | SCANIA | ERWIN KLEINAGELVOORT (NLD) | | | | 5 | 2 | 2'06.829 | 10"430 | 0"008 | 100.454 |
| 25 | 38 | MARTIAL DEFAYE (FRA) | DAF | MARTIAL DEFAYE (FRA) | | | | 6 | 3 | 2'11.080 | 14"681 | 4"251 | 97.196 |
| 26 | 31 | ENRIQUE VILA MONTESERIN (ESP) | MERCEDES | ENRIQUE VILA MONTESERIN (ESP) | | | | 6 | 6 | 2'11.512 | 15"113 | 0"432 | 96.877 |

Nums : 32, 33, 36 y 41, todos los tiempos cancelados hasta su parada, según artículo 11 (Humo - Exhaust Smoke)

PROVISIONAL

Circuito de Albacete 05 de Junio de 2011

A las 10:57 Horas.

EL DIRECTOR DE CARRERA

EL JEFE DE CRONOMETRAJE

DEFINITIVA

Circuito de Albacete 05 de Junio de 2011

A las Horas.

LOS COMISARIOS DEPORTIVOS

VIII GP CAMION DE LAS NACIONES

TIEMPOS POR VUELTA 2ª sesión de Entrenamientos (Q2)

Circuito de Albacete
04 - 05 de Junio de 2011

| Numero | 1 | | | 2 | | | 3 | | | 4 | | | 5 | | | 6 | | |
|--------|-----------|-----------------|-----------|-----------|-----------------|-----------|-----------|-----------------|-----------|-----------|-----------------|-----------|-----------|-----------------|-----------|-----------|-----------------|-----------|
| | T. Vuelta | Parciales | Vel./Pil. | T. Vuelta | Parciales | Vel./Pil. | T. Vuelta | Parciales | Vel./Pil. | T. Vuelta | Parciales | Vel./Pil. | T. Vuelta | Parciales | Vel./Pil. | T. Vuelta | Parciales | Vel./Pil. |
| 1ª - 1 | 0'47.380 | <u>0'47.380</u> | | 0'47.443 | <u>0'47.443</u> | | 0'47.561 | <u>0'47.561</u> | | 0'47.393 | <u>0'47.393</u> | | 0'47.501 | <u>0'47.501</u> | | 0'47.873 | <u>0'47.873</u> | |
| 1ª - 2 | 1'27.314 | <u>0'39.934</u> | | 1'27.550 | <u>0'40.107</u> | | 1'27.593 | <u>0'40.032</u> | | 1'27.567 | <u>0'40.174</u> | | 1'27.701 | <u>0'40.200</u> | | 1'27.955 | <u>0'40.082</u> | |
| 1ª - 3 | 1'56.720 | <u>0'29.406</u> | | 1'57.054 | <u>0'29.504</u> | | 1'57.012 | <u>0'29.419</u> | | 1'56.727 | <u>0'29.160</u> | | 1'57.224 | <u>0'29.523</u> | | 1'57.494 | <u>0'29.539</u> | |
| 2ª - 1 | 1'08.855 | 1'08.855 | | 1'02.806 | 1'02.806 | | 1'08.943 | 1'08.943 | | 1'07.286 | 1'07.286 | | 1'00.657 | 1'00.657 | | 1'00.736 | 1'00.736 | |
| 2ª - 2 | 2'14.824 | 1'05.969 | | 2'16.956 | 1'14.150 | | 2'14.490 | 1'05.547 | | 2'12.380 | 1'05.094 | | 1'52.649 | 0'51.992 | | 2'07.645 | 1'06.909 | |
| 2ª - 3 | 3'16.469 | 1'01.645 | PIT | 3'23.989 | 1'07.033 | PIT | 3'15.376 | 1'00.886 | PIT | 3'15.384 | 1'03.004 | PIT | 2'43.437 | 0'50.788 | PIT | 3'15.130 | 1'07.485 | PIT |
| 3ª - 1 | | | | | | | | | | | | | | | | | | |
| 3ª - 2 | | | | | | | | | | | | | | | | | | |
| 3ª - 3 | | | | | | | | | | | | | | | | | | |
| 4ª - 1 | | | | | | | | | | | | | | | | | | |
| 4ª - 2 | | | | | | | | | | | | | | | | | | |
| 4ª - 3 | | | | | | | | | | | | | | | | | | |
| 5ª - 1 | | | | | | | | | | | | | | | | | | |
| 5ª - 2 | | | | | | | | | | | | | | | | | | |
| 5ª - 3 | | | | | | | | | | | | | | | | | | |

| Vuelta Ideal | |
|--------------|----------|
| 0'47.380 | 0'47.380 |
| 1'27.314 | 0'39.934 |
| 1'56.720 | 0'29.406 |

| Vuelta Ideal | |
|--------------|----------|
| 0'47.443 | 0'47.443 |
| 1'27.550 | 0'40.107 |
| 1'57.054 | 0'29.504 |

| Vuelta Ideal | |
|--------------|----------|
| 0'47.561 | 0'47.561 |
| 1'27.593 | 0'40.032 |
| 1'57.012 | 0'29.419 |

| Vuelta Ideal | |
|--------------|----------|
| 0'47.393 | 0'47.393 |
| 1'27.567 | 0'40.174 |
| 1'56.727 | 0'29.160 |

| Vuelta Ideal | |
|--------------|----------|
| 0'47.501 | 0'47.501 |
| 1'27.701 | 0'40.200 |
| 1'57.224 | 0'29.523 |

| Vuelta Ideal | |
|--------------|----------|
| 0'47.873 | 0'47.873 |
| 1'27.955 | 0'40.082 |
| 1'57.494 | 0'29.539 |

| Vuelta Mas Rapida Ideal | |
|-------------------------|----------|
| 0'47.371 | 0'47.371 |
| 1'27.050 | 0'39.679 |
| 1'56.210 | 0'29.160 |



1.490 2.660 3.539

VIII GP CAMION DE LAS NACIONES

TIEMPOS POR VUELTA 2ª sesion de Entrenamientos (Q2)

Circuito de Albacete
04 - 05 de Junio de 2011

| Numero | 7 | | | 8 | | | 9 | | | 10 | | | 12 | | | 14 | | |
|--------|-----------|-----------------|-----------|-----------|-----------------|-----------|-----------|-----------------|-----------|-----------------|-----------------|-----------|-----------|-----------------|-----------|-----------------|-----------------|-----------|
| | T. Vuelta | Parciales | Vel./Pil. | T. Vuelta | Parciales | Vel./Pil. | T. Vuelta | Parciales | Vel./Pil. | T. Vuelta | Parciales | Vel./Pil. | T. Vuelta | Parciales | Vel./Pil. | T. Vuelta | Parciales | Vel./Pil. |
| 1ª - 1 | 0'47.371 | <u>0'47.371</u> | | 0'48.238 | 0'48.238 | | 0'47.460 | <u>0'47.460</u> | | 0'48.082 | 0'48.082 | | 0'48.897 | 0'48.897 | | 0'57.318 | 0'57.318 | |
| 1ª - 2 | 1'27.050 | <u>0'39.679</u> | | 1'28.591 | <u>0'40.353</u> | | 1'27.303 | <u>0'39.843</u> | | 1'28.233 | <u>0'40.151</u> | | 1'29.752 | <u>0'40.855</u> | | 1'39.281 | 0'41.963 | |
| 1ª - 3 | 1'56.399 | <u>0'29.349</u> | | 1'58.313 | <u>0'29.722</u> | | 1'56.902 | <u>0'29.599</u> | | 1'57.952 | 0'29.719 | | 1'59.664 | <u>0'29.912</u> | | 2'19.632 | 0'40.351 | PIT |
| 2ª - 1 | 1'04.897 | 1'04.897 | | 0'56.107 | 0'56.107 | | 1'05.545 | 1'05.545 | | 0'58.862 | 0'58.862 | | 0'48.762 | <u>0'48.762</u> | | 2'41.023 | 2'41.023 | |
| 2ª - 2 | 2'13.798 | 1'08.901 | | 1'38.893 | 0'42.786 | | 2'20.007 | 1'14.462 | | 2'01.841 | 1'02.979 | | 1'30.273 | 0'41.511 | | 3'22.557 | <u>0'41.534</u> | |
| 2ª - 3 | 3'08.770 | 0'54.972 | PIT | 2'11.322 | 0'32.429 | | 3'25.155 | 1'05.148 | PIT | 2'53.055 | 0'51.214 | | 2'02.014 | 0'31.741 | | 3'53.301 | 0'30.744 | |
| 3ª - 1 | | | | 0'48.064 | <u>0'48.064</u> | | | | | 1'01.463 | 1'01.463 | | 1'00.612 | 1'00.612 | | 0'49.315 | <u>0'49.315</u> | |
| 3ª - 2 | | | | 1'28.613 | 0'40.549 | | | | | 2'15.839 | 1'14.376 | | 1'58.323 | 0'57.711 | | 1'31.490 | 0'42.175 | |
| 3ª - 3 | | | | 1'58.408 | 0'29.795 | | | | | 2'57.873 | 0'42.034 | | 2'29.326 | 0'31.003 | | <u>2'01.965</u> | <u>0'30.475</u> | |
| 4ª - 1 | | | | 1'02.386 | 1'02.386 | | | | | 0'53.093 | 0'53.093 | | 0'49.362 | 0'49.362 | | 0'49.513 | 0'49.513 | |
| 4ª - 2 | | | | 1'59.569 | 0'57.183 | | | | | 1'41.118 | 0'48.025 | | 1'30.591 | 0'41.229 | | 1'31.757 | 0'42.244 | |
| 4ª - 3 | | | | 2'30.766 | 0'31.197 | | | | | 2'15.510 | 0'34.392 | | 2'01.045 | 0'30.454 | | 2'03.401 | 0'31.644 | |
| 5ª - 1 | | | | 0'48.145 | 0'48.145 | | | | | 0'47.873 | <u>0'47.873</u> | | 1'10.395 | 1'10.395 | | | | |
| 5ª - 2 | | | | 1'28.748 | 0'40.603 | | | | | 1'28.366 | 0'40.493 | | 2'02.627 | 0'52.232 | | | | |
| 5ª - 3 | | | | 1'58.557 | 0'29.809 | | | | | <u>1'57.899</u> | <u>0'29.533</u> | | | | | | | |

| Vuelta Ideal | |
|--------------|----------|
| 0'47.371 | 0'47.371 |
| 1'27.050 | 0'39.679 |
| 1'56.399 | 0'29.349 |

| Vuelta Ideal | |
|--------------|----------|
| 0'48.064 | 0'48.064 |
| 1'28.417 | 0'40.353 |
| 1'58.139 | 0'29.722 |

| Vuelta Ideal | |
|--------------|----------|
| 0'47.460 | 0'47.460 |
| 1'27.303 | 0'39.843 |
| 1'56.902 | 0'29.599 |

| Vuelta Ideal | |
|--------------|----------|
| 0'47.873 | 0'47.873 |
| 1'28.024 | 0'40.151 |
| 1'57.557 | 0'29.533 |

| Vuelta Ideal | |
|--------------|----------|
| 0'48.762 | 0'48.762 |
| 1'29.617 | 0'40.855 |
| 1'59.529 | 0'29.912 |

| Vuelta Ideal | |
|--------------|----------|
| 0'49.315 | 0'49.315 |
| 1'30.849 | 0'41.534 |
| 2'01.324 | 0'30.475 |

| Vuelta Mas Rapida Ideal | |
|-------------------------|----------|
| 0'47.371 | 0'47.371 |
| 1'27.050 | 0'39.679 |
| 1'56.210 | 0'29.160 |



VIII GP CAMION DE LAS NACIONES

TIEMPOS POR VUELTA 2ª sesion de Entrenamientos (Q2)

Circuito de Albacete
04 - 05 de Junio de 2011

| Numero | 15 | | | 16 | | | 18 | | | 19 | | | 20 | | | 23 | | |
|--------|-----------------|-----------------|-----------|-----------------|-----------------|-----------|-----------------|-----------------|-----------|-----------------|-----------------|-----------|-----------------|-----------------|-----------|-----------------|-----------------|-----------|
| | T. Vuelta | Parciales | Vel./Pil. | T. Vuelta | Parciales | Vel./Pil. | T. Vuelta | Parciales | Vel./Pil. | T. Vuelta | Parciales | Vel./Pil. | T. Vuelta | Parciales | Vel./Pil. | T. Vuelta | Parciales | Vel./Pil. |
| 1ª - 1 | 0'51.512 | <u>0'51.512</u> | | 0'48.608 | 0'48.608 | | 0'47.847 | <u>0'47.847</u> | | 0'51.855 | 0'51.855 | | 0'48.293 | 0'48.293 | | 0'50.179 | 0'50.179 | |
| 1ª - 2 | 1'34.989 | <u>0'43.477</u> | | 1'29.541 | <u>0'40.933</u> | | 1'28.346 | <u>0'40.499</u> | | 1'35.433 | <u>0'43.578</u> | | 1'29.089 | <u>0'40.796</u> | | 1'31.582 | <u>0'41.403</u> | |
| 1ª - 3 | <u>2'06.829</u> | 0'31.840 | | <u>1'59.776</u> | <u>0'30.235</u> | | <u>1'57.923</u> | <u>0'29.577</u> | | 2'07.341 | 0'31.908 | | <u>1'58.951</u> | <u>0'29.862</u> | | 2'02.258 | 0'30.676 | |
| 2ª - 1 | 0'51.694 | 0'51.694 | | 0'48.597 | <u>0'48.597</u> | | 0'48.151 | 0'48.151 | | 0'51.692 | 0'51.692 | | 0'52.573 | 0'52.573 | | 0'48.833 | 0'48.833 | |
| 2ª - 2 | 1'36.279 | 0'44.585 | | 1'30.627 | 0'42.030 | | 1'32.893 | 0'44.742 | | 1'35.389 | 0'43.697 | | 1'54.820 | 1'02.247 | | 1'30.350 | 0'41.517 | |
| 2ª - 3 | 2'08.025 | <u>0'31.746</u> | | 2'04.259 | 0'33.632 | | 2'05.809 | 0'32.916 | | 2'07.921 | 0'32.532 | | 2'44.470 | 0'49.650 | | 2'01.559 | 0'31.209 | |
| 3ª - 1 | 0'51.838 | 0'51.838 | | 0'48.761 | 0'48.761 | | 0'48.284 | 0'48.284 | | 0'50.694 | <u>0'50.694</u> | | 0'48.512 | 0'48.512 | | 0'48.627 | <u>0'48.627</u> | |
| 3ª - 2 | 1'36.607 | 0'44.769 | | 1'30.570 | 0'41.809 | | 1'28.971 | 0'40.687 | | 1'34.553 | 0'43.859 | | 1'29.374 | 0'40.862 | | 1'30.358 | 0'41.731 | |
| 3ª - 3 | 2'08.968 | 0'32.361 | | 2'03.035 | 0'32.465 | | 1'59.028 | 0'30.057 | | <u>2'06.304</u> | <u>0'31.751</u> | | 2'00.707 | 0'31.333 | | <u>2'00.756</u> | <u>0'30.398</u> | |
| 4ª - 1 | 0'53.785 | 0'53.785 | | 0'49.077 | 0'49.077 | | 1'05.545 | 1'05.545 | | | | | 0'58.379 | 0'58.379 | | 0'51.755 | 0'51.755 | |
| 4ª - 2 | 1'39.646 | 0'45.861 | | 1'30.814 | 0'41.737 | | 2'05.791 | 1'00.246 | | | | | 1'43.577 | 0'45.198 | | 1'53.279 | 1'01.524 | |
| 4ª - 3 | 2'17.037 | 0'37.391 | PIT | 2'01.344 | 0'30.530 | | 2'55.821 | 0'50.030 | PIT | | | | 2'18.739 | 0'35.162 | | 2'29.293 | 0'36.014 | |
| 5ª - 1 | | | | 0'56.205 | 0'56.205 | | | | | | | | 0'48.286 | <u>0'48.286</u> | | 0'48.894 | 0'48.894 | |
| 5ª - 2 | | | | 1'41.824 | 0'45.619 | | | | | | | | 1'29.186 | 0'40.900 | | 1'31.341 | 0'42.447 | |
| 5ª - 3 | | | | 2'13.200 | 0'31.376 | | | | | | | | 1'59.389 | 0'30.203 | | | | |

| Vuelta Ideal | |
|--------------|----------|
| 0'51.512 | 0'51.512 |
| 1'34.989 | 0'43.477 |
| 2'06.735 | 0'31.746 |

| Vuelta Ideal | |
|--------------|----------|
| 0'48.597 | 0'48.597 |
| 1'29.530 | 0'40.933 |
| 1'59.765 | 0'30.235 |

| Vuelta Ideal | |
|--------------|----------|
| 0'47.847 | 0'47.847 |
| 1'28.346 | 0'40.499 |
| 1'57.923 | 0'29.577 |

| Vuelta Ideal | |
|--------------|----------|
| 0'50.694 | 0'50.694 |
| 1'34.272 | 0'43.578 |
| 2'06.023 | 0'31.751 |

| Vuelta Ideal | |
|--------------|----------|
| 0'48.286 | 0'48.286 |
| 1'29.082 | 0'40.796 |
| 1'58.944 | 0'29.862 |

| Vuelta Ideal | |
|--------------|----------|
| 0'48.627 | 0'48.627 |
| 1'30.030 | 0'41.403 |
| 2'00.428 | 0'30.398 |

| Vuelta Mas Rapida Ideal | |
|-------------------------|----------|
| 0'47.371 | 0'47.371 |
| 1'27.050 | 0'39.679 |
| 1'56.210 | 0'29.160 |



VIII GP CAMION DE LAS NACIONES

TIEMPOS POR VUELTA 2ª sesion de Entrenamientos (Q2)

Circuito de Albacete
04 - 05 de Junio de 2011

| Numero | 30 | | | 31 | | | 34 | | | 35 | | | 36 | | | 37 | | |
|--------|-----------|-----------|-----------|-----------|-----------|-----------|-----------|-----------|-----------|-----------|-----------|-----------|-----------|-----------|-----------|-----------|-----------|-----------|
| | T. Vuelta | Parciales | Vel./Pil. | T. Vuelta | Parciales | Vel./Pil. | T. Vuelta | Parciales | Vel./Pil. | T. Vuelta | Parciales | Vel./Pil. | T. Vuelta | Parciales | Vel./Pil. | T. Vuelta | Parciales | Vel./Pil. |
| 1ª - 1 | 0'50.909 | 0'50.909 | | 0'53.638 | 0'53.638 | | 0'54.939 | 0'54.939 | | 0'51.882 | 0'51.882 | | | | | 0'52.518 | 0'52.518 | |
| 1ª - 2 | 1'33.954 | 0'43.045 | | 1'38.866 | 0'45.228 | | 1'39.154 | 0'44.215 | | 1'35.740 | 0'43.858 | | | | | 1'37.464 | 0'44.946 | |
| 1ª - 3 | 2'05.552 | 0'31.598 | | 2'11.682 | 0'32.816 | | 2'10.984 | 0'31.830 | | 2'08.294 | 0'32.554 | | | | | 2'09.207 | 0'31.743 | |
| 2ª - 1 | 0'51.437 | 0'51.437 | | 0'53.575 | 0'53.575 | | 0'50.849 | 0'50.849 | | 0'52.123 | 0'52.123 | | | | | 0'51.578 | 0'51.578 | |
| 2ª - 2 | 1'34.869 | 0'43.432 | | 1'41.509 | 0'47.934 | | 1'34.726 | 0'43.877 | | 1'36.238 | 0'44.115 | | | | | 1'34.733 | 0'43.155 | |
| 2ª - 3 | 2'07.385 | 0'32.516 | | 2'14.225 | 0'32.716 | | 2'06.081 | 0'31.355 | | 2'08.078 | 0'31.840 | | | | | 2'06.657 | 0'31.924 | |
| 3ª - 1 | 0'50.459 | 0'50.459 | | 0'54.285 | 0'54.285 | | 0'51.041 | 0'51.041 | | 0'51.490 | 0'51.490 | | | | | 0'51.041 | 0'51.041 | |
| 3ª - 2 | 1'33.664 | 0'43.205 | | 1'39.867 | 0'45.582 | | 1'34.326 | 0'43.285 | | 1'35.276 | 0'43.786 | | | | | 1'34.251 | 0'43.210 | |
| 3ª - 3 | 2'05.647 | 0'31.983 | | 2'12.476 | 0'32.609 | | 2'05.772 | 0'31.446 | | 2'06.821 | 0'31.545 | | | | | 2'05.748 | 0'31.497 | |
| 4ª - 1 | 0'50.683 | 0'50.683 | | 0'53.762 | 0'53.762 | | 1'02.696 | 1'02.696 | | 0'53.242 | 0'53.242 | | | | | 1'03.560 | 1'03.560 | |
| 4ª - 2 | 1'34.124 | 0'43.441 | | 1'39.121 | 0'45.359 | | 2'00.019 | 0'57.323 | | 1'38.796 | 0'45.554 | | | | | 1'55.286 | 0'51.726 | |
| 4ª - 3 | 2'05.559 | 0'31.435 | | 2'12.545 | 0'33.424 | | | | | 2'11.821 | 0'33.025 | | | | | 2'28.072 | 0'32.786 | |
| 5ª - 1 | 0'50.602 | 0'50.602 | | 0'53.275 | 0'53.275 | | | | | 0'54.124 | 0'54.124 | | | | | 0'50.541 | 0'50.541 | |
| 5ª - 2 | 1'33.585 | 0'42.983 | | 1'38.681 | 0'45.406 | | | | | 1'37.865 | 0'43.741 | | | | | 1'33.578 | 0'43.037 | |
| 5ª - 3 | 2'05.688 | 0'32.103 | | 2'11.512 | 0'32.831 | | | | | 2'10.230 | 0'32.365 | | | | | 2'05.463 | 0'31.885 | |

| Vuelta Ideal | |
|--------------|----------|
| 0'50.459 | 0'50.459 |
| 1'33.442 | 0'42.983 |
| 2'04.877 | 0'31.435 |

| Vuelta Ideal | |
|--------------|----------|
| 0'53.275 | 0'53.275 |
| 1'38.503 | 0'45.228 |
| 2'11.112 | 0'32.609 |

| Vuelta Ideal | |
|--------------|----------|
| 0'50.849 | 0'50.849 |
| 1'34.134 | 0'43.285 |
| 2'05.489 | 0'31.355 |

| Vuelta Ideal | |
|--------------|----------|
| 0'51.490 | 0'51.490 |
| 1'35.231 | 0'43.741 |
| 2'06.776 | 0'31.545 |

| Vuelta Ideal | |
|--------------|-------------|
| 1666'39.000 | 1666'39.000 |
| 1667'23.100 | 0'44.100 |
| 1667'55.144 | 0'32.044 |

| Vuelta Ideal | |
|--------------|----------|
| 0'50.541 | 0'50.541 |
| 1'33.578 | 0'43.037 |
| 2'05.075 | 0'31.497 |

| Vuelta Mas Rapida Ideal | |
|-------------------------|----------|
| 0'47.371 | 0'47.371 |
| 1'27.050 | 0'39.679 |
| 1'56.210 | 0'29.160 |



1.490 2.660 3.539

VIII GP CAMION DE LAS NACIONES

TIEMPOS POR VUELTA 2ª sesion de Entrenamientos (Q2)

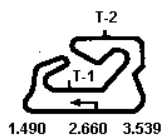
Circuito de Albacete
04 - 05 de Junio de 2011

| Numero | 38 | | | 39 | | | 40 | | |
|--------|-----------------|-----------------|-----------|-----------------|-----------------|-----------|-----------------|-----------------|-----------|
| | T. Vuelta | Parciales | Vel./Pil. | T. Vuelta | Parciales | Vel./Pil. | T. Vuelta | Parciales | Vel./Pil. |
| 1ª - 1 | 0'54.265 | 0'54.265 | | 0'50.674 | 0'50.674 | | 0'48.389 | 0'48.389 | |
| 1ª - 2 | 1'38.922 | <u>0'44.657</u> | | 1'33.192 | 0'42.518 | | 1'29.506 | <u>0'41.117</u> | |
| 1ª - 3 | 2'11.980 | 0'33.058 | | 2'04.432 | 0'31.240 | | <u>1'59.648</u> | <u>0'30.142</u> | |
| 2ª - 1 | 0'52.639 | <u>0'52.639</u> | | 0'50.031 | <u>0'50.031</u> | | 0'48.355 | <u>0'48.355</u> | |
| 2ª - 2 | 1'37.645 | 0'45.006 | | 1'32.783 | 0'42.752 | | 1'30.051 | 0'41.696 | |
| 2ª - 3 | <u>2'11.080</u> | 0'33.435 | | 2'08.412 | 0'35.629 | | 2'03.661 | 0'33.610 | |
| 3ª - 1 | 0'52.803 | 0'52.803 | | 0'50.136 | 0'50.136 | | 0'50.695 | 0'50.695 | |
| 3ª - 2 | 1'39.220 | 0'46.417 | | 1'32.626 | 0'42.490 | | 1'39.710 | 0'49.015 | |
| 3ª - 3 | 2'11.781 | <u>0'32.561</u> | | 2'03.858 | 0'31.232 | | 2'11.033 | 0'31.323 | |
| 4ª - 1 | 0'54.940 | 0'54.940 | | 0'50.608 | 0'50.608 | | 0'48.752 | 0'48.752 | |
| 4ª - 2 | 1'41.111 | 0'46.171 | | 1'33.046 | <u>0'42.438</u> | | 1'30.253 | 0'41.501 | |
| 4ª - 3 | 2'15.078 | 0'33.967 | | 2'04.440 | 0'31.394 | | 2'00.402 | 0'30.149 | |
| 5ª - 1 | 0'54.570 | 0'54.570 | | 0'50.084 | 0'50.084 | | 0'48.969 | 0'48.969 | |
| 5ª - 2 | 1'39.946 | 0'45.376 | | 1'32.526 | 0'42.442 | | 1'30.847 | 0'41.878 | |
| 5ª - 3 | 2'13.089 | 0'33.143 | | <u>2'03.635</u> | <u>0'31.109</u> | | 2'01.194 | 0'30.347 | |

| Vuelta Ideal | |
|--------------|----------|
| 0'52.639 | 0'52.639 |
| 1'37.296 | 0'44.657 |
| 2'09.857 | 0'32.561 |

| Vuelta Ideal | |
|--------------|----------|
| 0'50.031 | 0'50.031 |
| 1'32.469 | 0'42.438 |
| 2'03.578 | 0'31.109 |

| Vuelta Ideal | |
|--------------|----------|
| 0'48.355 | 0'48.355 |
| 1'29.472 | 0'41.117 |
| 1'59.614 | 0'30.142 |



1.490 2.660 3.539

VIII GP CAMION DE LAS NACIONES

Circuito de Albacete
04 - 05 de Junio de 2011

Clasificación por Sectores 2ª sesión de Entrenamientos (Q2)

| Sector - 1 | | | Sector - 2 | | | Sector - 3 | | | Vuelta Ideal vs Vuelta Rapida | | | | | | |
|------------|-----------|-------------------------------|------------|--------|-------------------------------|------------|------|-------------------------------|-------------------------------|-----------|------|-------------------------------|----------|----------|----|
| Ord. | Nº piloto | Tiempo | Nº piloto | Tiempo | Nº piloto | Tiempo | Ord. | Nº piloto | V. Ideal | V. Rapida | Ord. | | | | |
| 1 | 7 | ADAM LACKO (CZE) | 47.371 | 7 | ADAM LACKO (CZE) | 39.679 | 4 | MARKUS OESTREICH (DEU) | 29.160 | 1 | 7 | ADAM LACKO (CZE) | 1'56.399 | 1'56.399 | 1 |
| 2 | 1 | ANTONIO ALBACETE (ESP) | 47.380 | 9 | UWE NITTEL (DEU) | 39.843 | 7 | ADAM LACKO (CZE) | 29.349 | 2 | 1 | ANTONIO ALBACETE (ESP) | 1'56.720 | 1'56.720 | 2 |
| 3 | 4 | MARKUS OESTREICH (DEU) | 47.393 | 1 | ANTONIO ALBACETE (ESP) | 39.934 | 1 | ANTONIO ALBACETE (ESP) | 29.406 | 3 | 4 | MARKUS OESTREICH (DEU) | 1'56.727 | 1'56.727 | 3 |
| 4 | 2 | MARKUS BÖSIGER (CHE) | 47.443 | 3 | JOCHEN HAHN (DEU) | 40.032 | 3 | JOCHEN HAHN (DEU) | 29.419 | 4 | 9 | UWE NITTEL (DEU) | 1'56.902 | 1'56.902 | 4 |
| 5 | 9 | UWE NITTEL (DEU) | 47.460 | 6 | CHRISTOPHER LEVETT (GBR) | 40.082 | 2 | MARKUS BÖSIGER (CHE) | 29.504 | 5 | 3 | JOCHEN HAHN (DEU) | 1'57.012 | 1'57.012 | 5 |
| 6 | 5 | DAVID VRSECKY (CZE) | 47.501 | 2 | MARKUS BÖSIGER (CHE) | 40.107 | 5 | DAVID VRSECKY (CZE) | 29.523 | 6 | 2 | MARKUS BÖSIGER (CHE) | 1'57.054 | 1'57.054 | 6 |
| 7 | 3 | JOCHEN HAHN (DEU) | 47.561 | 10 | ANTHONY JANIEC (FRA) | 40.151 | 10 | ANTHONY JANIEC (FRA) | 29.533 | 7 | 5 | DAVID VRSECKY (CZE) | 1'57.224 | 1'57.224 | 7 |
| 8 | 18 | STUART OLIVER (GBR) | 47.847 | 4 | MARKUS OESTREICH (DEU) | 40.174 | 6 | CHRISTOPHER LEVETT (GBR) | 29.539 | 8 | 6 | CHRISTOPHER LEVETT (GBR) | 1'57.494 | 1'57.494 | 8 |
| 9 | 10 | ANTHONY JANIEC (FRA) | 47.873 | 5 | DAVID VRSECKY (CZE) | 40.200 | 18 | STUART OLIVER (GBR) | 29.577 | 9 | 10 | ANTHONY JANIEC (FRA) | 1'57.557 | 1'57.899 | 9 |
| 10 | 6 | CHRISTOPHER LEVETT (GBR) | 47.873 | 8 | ALEX LVOV (RUS) | 40.353 | 9 | UWE NITTEL (DEU) | 29.599 | 10 | 18 | STUART OLIVER (GBR) | 1'57.923 | 1'57.923 | 10 |
| 11 | 8 | ALEX LVOV (RUS) | 48.064 | 18 | STUART OLIVER (GBR) | 40.499 | 8 | ALEX LVOV (RUS) | 29.722 | 11 | 8 | ALEX LVOV (RUS) | 1'58.139 | 1'58.313 | 11 |
| 12 | 20 | JAVIER MARIEZCURRENA (ESP) | 48.286 | 20 | JAVIER MARIEZCURRENA (ESP) | 40.796 | 20 | JAVIER MARIEZCURRENA (ESP) | 29.862 | 12 | 20 | JAVIER MARIEZCURRENA (ESP) | 1'58.944 | 1'58.951 | 12 |
| 13 | 40 | JOSE RODRIGUES (PRT) | 48.355 | 12 | ZOLTAN BIRNBAUER (HUN) | 40.855 | 12 | ZOLTAN BIRNBAUER (HUN) | 29.912 | 13 | 12 | ZOLTAN BIRNBAUER (HUN) | 1'59.529 | 1'59.664 | 14 |
| 14 | 16 | MIKA MAKINEN (FIN) | 48.597 | 16 | MIKA MAKINEN (FIN) | 40.933 | 40 | JOSE RODRIGUES (PRT) | 30.142 | 14 | 40 | JOSE RODRIGUES (PRT) | 1'59.614 | 1'59.648 | 13 |
| 15 | 23 | MATHEW SUMMERFIELD (GBR) | 48.627 | 40 | JOSE RODRIGUES (PRT) | 41.117 | 16 | MIKA MAKINEN (FIN) | 30.235 | 15 | 16 | MIKA MAKINEN (FIN) | 1'59.765 | 1'59.776 | 15 |
| 16 | 12 | ZOLTAN BIRNBAUER (HUN) | 48.762 | 23 | MATHEW SUMMERFIELD (GBR) | 41.403 | 23 | MATHEW SUMMERFIELD (GBR) | 30.398 | 16 | 23 | MATHEW SUMMERFIELD (GBR) | 2'00.428 | 2'00.756 | 16 |
| 17 | 14 | JEAN-PIERRE BLAISE (BEL) | 49.315 | 14 | JEAN-PIERRE BLAISE (BEL) | 41.534 | 14 | JEAN-PIERRE BLAISE (BEL) | 30.475 | 17 | 14 | JEAN-PIERRE BLAISE (BEL) | 2'01.324 | 2'01.965 | 17 |
| 18 | 39 | EDUARDO RODRIGUES (PRT) | 50.031 | 39 | EDUARDO RODRIGUES (PRT) | 42.438 | 39 | EDUARDO RODRIGUES (PRT) | 31.109 | 18 | 39 | EDUARDO RODRIGUES (PRT) | 2'03.578 | 2'03.635 | 18 |
| 19 | 30 | PHILIPPE ARLAUD (FRA) | 50.459 | 30 | PHILIPPE ARLAUD (FRA) | 42.983 | 34 | MICHEL BASSANELLI (FRA) | 31.355 | 19 | 30 | PHILIPPE ARLAUD (FRA) | 2'04.877 | 2'05.552 | 20 |
| 20 | 37 | DAVID FELIPE PLAZA (ESP)* | 50.541 | 37 | DAVID FELIPE PLAZA (ESP)* | 43.037 | 30 | PHILIPPE ARLAUD (FRA) | 31.435 | 20 | 37 | DAVID FELIPE PLAZA (ESP)* | 2'05.075 | 2'05.463 | 19 |
| 21 | 19 | FLORIAN ORSINI (FRA) | 50.694 | 34 | MICHEL BASSANELLI (FRA) | 43.285 | 37 | DAVID FELIPE PLAZA (ESP)* | 31.497 | 21 | 34 | MICHEL BASSANELLI (FRA) | 2'05.489 | 2'05.772 | 21 |
| 22 | 34 | MICHEL BASSANELLI (FRA) | 50.849 | 15 | ERWIN KLEINAGELVOORT (NLD) | 43.477 | 35 | DAVID MARCO BERMEJO (ESP) | 31.545 | 22 | 19 | FLORIAN ORSINI (FRA) | 2'06.023 | 2'06.304 | 22 |
| 23 | 35 | DAVID MARCO BERMEJO (ESP) | 51.490 | 19 | FLORIAN ORSINI (FRA) | 43.578 | 15 | ERWIN KLEINAGELVOORT (NLD) | 31.746 | 23 | 15 | ERWIN KLEINAGELVOORT (NLD) | 2'06.735 | 2'06.829 | 24 |
| 24 | 15 | ERWIN KLEINAGELVOORT (NLD) | 51.512 | 35 | DAVID MARCO BERMEJO (ESP) | 43.741 | 19 | FLORIAN ORSINI (FRA) | 31.751 | 24 | 35 | DAVID MARCO BERMEJO (ESP) | 2'06.776 | 2'06.821 | 23 |
| 25 | 38 | MARTIAL DEFAYE (FRA) | 52.639 | 38 | MARTIAL DEFAYE (FRA) | 44.657 | 38 | MARTIAL DEFAYE (FRA) | 32.561 | 25 | 38 | MARTIAL DEFAYE (FRA) | 2'09.857 | 2'11.080 | 25 |
| 26 | 31 | ENRIQUE VILA MONTESERIN (ESP) | 53.275 | 31 | ENRIQUE VILA MONTESERIN (ESP) | 45.228 | 31 | ENRIQUE VILA MONTESERIN (ESP) | 32.609 | 26 | 31 | ENRIQUE VILA MONTESERIN (ESP) | 2'11.112 | 2'11.512 | 26 |

VIII GP CAMION DE LAS NACIONES

Circuito de Albacete
04 - 05 de Junio de 2011

RESULTADOS Super Pole (SP2)

| Ord. | Nº | Concurrent / Entrant | Marque / Make | Pilotes / Driver | Eq. | Cat. | Cla. | N.V. | V.R. | Tiempo | Dif. 1º | Dif. Ant | Km/h |
|------|----|----------------------------------|---------------|--------------------------|-----|------|------|------|------|----------|----------|----------|---------|
| 1 | 3 | JOCHEN HAHN (DEU) | MAN | JOCHEN HAHN (DEU) | | | | 3 | 2 | 1'55.764 | | | 110.055 |
| 2 | 7 | MKR TEAM 14 JUNIORS (CZE) | RENAULT | ADAM LACKO (CZE) | T3 | CE | 1º | 4 | 2 | 1'56.224 | 0"460 | 0"460 | 109.620 |
| 3 | 9 | TRUCK SPORT LUTZ BERNAU (DEU) | MAN | UWE NITTEL (DEU) | T5 | | | 3 | 2 | 1'56.673 | 0"909 | 0"449 | 109.198 |
| 4 | 1 | EQUIPO CEPSA (ESP) | MAN | ANTONIO ALBACETE (ESP) | T5 | CE | 2º | 3 | 2 | 1'56.771 | 1"007 | 0"098 | 109.106 |
| 5 | 5 | BUGGYRA INT. RACING SYSTEM (CZE) | FREIGHTLINER | DAVID VRSECKY (CZE) | T1 | | | 4 | 2 | 1'57.074 | 1"310 | 0"303 | 108.824 |
| 6 | 2 | MKR TECHNOLOGY (CZE) | RENAULT | MARKUS BÖSIGER (CHE) | T2 | | | 4 | 2 | 1'57.276 | 1"512 | 0"202 | 108.637 |
| 7 | 6 | BUGGYRA INT. RACING SYSTEM (CZE) | FREIGHTLINER | CHRISTOPHER LEVETT (GBR) | T1 | | | 4 | 4 | 1'57.838 | 2"074 | 0"562 | 108.118 |
| 8 | 18 | TRUCK RACE TEAM ALLGÄUER (AUT) | MAN | STUART OLIVER (GBR) | | | | 3 | 2 | 1'58.395 | 2"631 | 0"557 | 107.610 |
| 9 | 10 | MKR TEAM 14 JUNIORS (CZE) | RENAULT | ANTHONY JANIEC (FRA) | T3 | | | 3 | 2 | 2'05.762 | 9"998 | 7"367 | 101.306 |
| 10 | 4 | MKR TECHNOLOGY (CZE) | RENAULT | MARKUS OESTREICH (DEU) | T2 | | | 3 | 3 | 3'01.508 | 1'05"744 | 55"746 | 70.192 |

Nº 4 mejore/es vueltas/s cancelada/s según artículo 12 (Penalty Markers)

PROVISIONAL

Circuito de Albacete 05 de Junio de 2011

A las 11:12 Horas.

EL DIRECTOR DE CARRERA

EL JEFE DE CRONOMETRAJE

DEFINITIVA

Circuito de Albacete 05 de Junio de 2011

A las Horas.

LOS COMISARIOS DEPORTIVOS

VIII GP CAMION DE LAS NACIONES

TIEMPOS POR VUELTA Super Pole (SP2)

Circuito de Albacete
04 - 05 de Junio de 2011

| Numero | 1 | | | 2 | | | 3 | | | 4 | | | 5 | | | 6 | | |
|--------|-----------|-----------------|-----------|-----------|-----------------|-----------|-----------|-----------------|-----------|-----------|-----------------|-----------|-----------|-----------------|-----------|-----------------|-----------------|-----------|
| | T. Vuelta | Parciales | Vel./Pil. | T. Vuelta | Parciales | Vel./Pil. | T. Vuelta | Parciales | Vel./Pil. | T. Vuelta | Parciales | Vel./Pil. | T. Vuelta | Parciales | Vel./Pil. | T. Vuelta | Parciales | Vel./Pil. |
| 1ª - 1 | 0'47.469 | <u>0'47.469</u> | | 0'47.300 | <u>0'47.300</u> | | 0'47.010 | <u>0'47.010</u> | | 0'47.347 | <u>0'47.347</u> | | 0'47.435 | <u>0'47.435</u> | | 0'47.974 | 0'47.974 | |
| 1ª - 2 | 1'27.293 | <u>0'39.824</u> | | 1'27.407 | <u>0'40.107</u> | | 1'26.815 | <u>0'39.805</u> | | 1'27.161 | <u>0'39.814</u> | | 1'27.636 | <u>0'40.201</u> | | 1'28.457 | 0'40.483 | |
| 1ª - 3 | 1'56.771 | <u>0'29.478</u> | | 1'57.276 | 0'29.869 | | 1'55.764 | <u>0'28.949</u> | | 1'56.227 | <u>0'29.066</u> | | 1'57.074 | <u>0'29.438</u> | | 1'57.929 | <u>0'29.472</u> | |
| 2ª - 1 | 1'15.963 | 1'15.963 | | 1'02.233 | 1'02.233 | | 1'09.500 | 1'09.500 | | 1'10.909 | 1'10.909 | | 1'02.833 | 1'02.833 | | 0'53.429 | 0'53.429 | |
| 2ª - 2 | 2'36.561 | 1'20.598 | | 1'54.227 | 0'51.994 | | 2'38.525 | 1'29.025 | | 2'21.536 | 1'10.627 | | 1'53.751 | 0'50.918 | | 1'42.077 | 0'48.648 | |
| 2ª - 3 | 3'17.421 | 0'40.860 | | 2'25.496 | 0'31.269 | | 3'48.294 | 1'09.769 | | 3'01.508 | 0'39.972 | | 2'27.201 | 0'33.450 | | 2'12.611 | 0'30.534 | |
| 3ª - 1 | 0'59.988 | 0'59.988 | | 0'47.571 | 0'47.571 | | 0'56.618 | 0'56.618 | | 1'14.894 | 1'14.894 | | 0'47.670 | 0'47.670 | | 0'47.957 | <u>0'47.957</u> | |
| 3ª - 2 | 2'00.873 | 1'00.885 | | 1'27.867 | 0'40.296 | | 2'07.506 | 1'10.888 | | 2'02.492 | 0'47.598 | | 1'28.135 | 0'40.465 | | 1'28.275 | <u>0'40.318</u> | |
| 3ª - 3 | | | | 1'57.498 | <u>0'29.631</u> | | | | | | | | 1'57.950 | 0'29.815 | | <u>1'57.838</u> | 0'29.563 | |

| Vuelta Ideal | | |
|--------------|----------|--|
| 0'47.469 | 0'47.469 | |
| 1'27.293 | 0'39.824 | |
| 1'56.771 | 0'29.478 | |

| Vuelta Ideal | | |
|--------------|----------|--|
| 0'47.300 | 0'47.300 | |
| 1'27.407 | 0'40.107 | |
| 1'57.038 | 0'29.631 | |

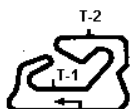
| Vuelta Ideal | | |
|--------------|----------|--|
| 0'47.010 | 0'47.010 | |
| 1'26.815 | 0'39.805 | |
| 1'55.764 | 0'28.949 | |

| Vuelta Ideal | | |
|--------------|----------|--|
| 0'47.347 | 0'47.347 | |
| 1'27.161 | 0'39.814 | |
| 1'56.227 | 0'29.066 | |

| Vuelta Ideal | | |
|--------------|----------|--|
| 0'47.435 | 0'47.435 | |
| 1'27.636 | 0'40.201 | |
| 1'57.074 | 0'29.438 | |

| Vuelta Ideal | | |
|--------------|----------|--|
| 0'47.957 | 0'47.957 | |
| 1'28.275 | 0'40.318 | |
| 1'57.747 | 0'29.472 | |

| Vuelta Mas Rapida Ideal | | |
|-------------------------|----------|--|
| 0'47.010 | 0'47.010 | |
| 1'26.671 | 0'39.661 | |
| 1'55.620 | 0'28.949 | |



1.490 2.660 3.539

VIII GP CAMION DE LAS NACIONES

Circuito de Albacete
04 - 05 de Junio de 2011

TIEMPOS POR VUELTA Super Pole (SP2)

| Numero | 7 | | | 9 | | | 10 | | | 18 | | |
|--------|-----------------|-----------------|-----------|-----------------|-----------------|-----------|-----------------|-----------------|-----------|-----------------|-----------------|-----------|
| | T. Vuelta | Parciales | Vel./Pil. | T. Vuelta | Parciales | Vel./Pil. | T. Vuelta | Parciales | Vel./Pil. | T. Vuelta | Parciales | Vel./Pil. |
| 1ª - 1 | 0'47.268 | <u>0'47.268</u> | | 0'47.423 | <u>0'47.423</u> | | 0'47.954 | <u>0'47.954</u> | | 0'48.111 | <u>0'48.111</u> | |
| 1ª - 2 | 1'26.929 | <u>0'39.661</u> | | 1'27.233 | <u>0'39.810</u> | | 1'28.934 | <u>0'40.980</u> | | 1'28.819 | <u>0'40.708</u> | |
| 1ª - 3 | <u>1'56.224</u> | <u>0'29.295</u> | | <u>1'56.673</u> | <u>0'29.440</u> | | <u>2'05.762</u> | <u>0'36.828</u> | | <u>1'58.395</u> | <u>0'29.576</u> | |
| 2ª - 1 | 1'17.683 | 1'17.683 | | 1'09.384 | 1'09.384 | | 1'01.122 | 1'01.122 | | 0'48.245 | 0'48.245 | |
| 2ª - 2 | 2'30.384 | 1'12.701 | | 2'29.881 | 1'20.497 | | 2'04.193 | 1'03.071 | | 1'42.230 | 0'53.985 | |
| 2ª - 3 | 3'05.781 | 0'35.397 | | 3'11.930 | 0'42.049 | | 2'46.340 | 0'42.147 | | 2'26.187 | 0'43.957 | |
| 3ª - 1 | 0'47.314 | 0'47.314 | | 1'02.345 | 1'02.345 | | 0'50.493 | 0'50.493 | | 0'52.558 | 0'52.558 | |
| 3ª - 2 | 1'27.023 | 0'39.709 | | 2'12.516 | 1'10.171 | | 1'38.089 | 0'47.596 | | 1'53.596 | 1'01.038 | |
| 3ª - 3 | 1'56.485 | 0'29.462 | | | | | | | | | | |

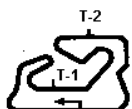
| Vuelta Ideal | |
|--------------|----------|
| 0'47.268 | 0'47.268 |
| 1'26.929 | 0'39.661 |
| 1'56.224 | 0'29.295 |

| Vuelta Ideal | |
|--------------|----------|
| 0'47.423 | 0'47.423 |
| 1'27.233 | 0'39.810 |
| 1'56.673 | 0'29.440 |

| Vuelta Ideal | |
|--------------|----------|
| 0'47.954 | 0'47.954 |
| 1'28.934 | 0'40.980 |
| 2'05.762 | 0'36.828 |

| Vuelta Ideal | |
|--------------|----------|
| 0'48.111 | 0'48.111 |
| 1'28.819 | 0'40.708 |
| 1'58.395 | 0'29.576 |

| Vuelta Mas Rapida Ideal | |
|-------------------------|----------|
| 0'47.010 | 0'47.010 |
| 1'26.671 | 0'39.661 |
| 1'55.620 | 0'28.949 |



1.490 2.660 3.539

VIII GP CAMION DE LAS NACIONES

Clasificación por Sectores Super Pole (SP2)

Circuito de Albacete
04 - 05 de Junio de 2011

| Sector - 1 | | | Sector - 2 | | | Sector - 3 | | | Vuelta Ideal vs Vuelta Rapida | | | |
|------------|----------------------------|--------|----------------------------|--------|----------------------------|------------|------|----------------------------|-------------------------------|-----------|------|--|
| Ord. | Nº piloto | Tiempo | Nº piloto | Tiempo | Nº piloto | Tiempo | Ord. | Nº piloto | V. Ideal | V. Rapida | Ord. | |
| 1 | 3 JOCHEN HAHN (DEU) | 47.010 | 7 ADAM LACKO (CZE) | 39.661 | 3 JOCHEN HAHN (DEU) | 28.949 | 1 | 3 JOCHEN HAHN (DEU) | 1'55.764 | 1'55.764 | 1 | |
| 2 | 7 ADAM LACKO (CZE) | 47.268 | 3 JOCHEN HAHN (DEU) | 39.805 | 4 MARKUS OESTREICH (DEU) | 29.066 | 2 | 7 ADAM LACKO (CZE) | 1'56.224 | 1'56.224 | 2 | |
| 3 | 2 MARKUS BÖSIGER (CHE) | 47.300 | 9 UWE NITTEL (DEU) | 39.810 | 7 ADAM LACKO (CZE) | 29.295 | 3 | 4 MARKUS OESTREICH (DEU) | 1'56.227 | 1'56.227 | 3 | |
| 4 | 4 MARKUS OESTREICH (DEU) | 47.347 | 4 MARKUS OESTREICH (DEU) | 39.814 | 5 DAVID VRSECKY (CZE) | 29.438 | 4 | 9 UWE NITTEL (DEU) | 1'56.673 | 1'56.673 | 4 | |
| 5 | 9 UWE NITTEL (DEU) | 47.423 | 1 ANTONIO ALBACETE (ESP) | 39.824 | 9 UWE NITTEL (DEU) | 29.440 | 5 | 1 ANTONIO ALBACETE (ESP) | 1'56.771 | 1'56.771 | 5 | |
| 6 | 5 DAVID VRSECKY (CZE) | 47.435 | 2 MARKUS BÖSIGER (CHE) | 40.107 | 6 CHRISTOPHER LEVETT (GBF) | 29.472 | 6 | 2 MARKUS BÖSIGER (CHE) | 1'57.038 | 1'57.276 | 7 | |
| 7 | 1 ANTONIO ALBACETE (ESP) | 47.469 | 5 DAVID VRSECKY (CZE) | 40.201 | 1 ANTONIO ALBACETE (ESP) | 29.478 | 7 | 5 DAVID VRSECKY (CZE) | 1'57.074 | 1'57.074 | 6 | |
| 8 | 10 ANTHONY JANIEC (FRA) | 47.954 | 6 CHRISTOPHER LEVETT (GBF) | 40.318 | 18 STUART OLIVER (GBR) | 29.576 | 8 | 6 CHRISTOPHER LEVETT (GBR) | 1'57.747 | 1'57.838 | 8 | |
| 9 | 6 CHRISTOPHER LEVETT (GBF) | 47.957 | 18 STUART OLIVER (GBR) | 40.708 | 2 MARKUS BÖSIGER (CHE) | 29.631 | 9 | 18 STUART OLIVER (GBR) | 1'58.395 | 1'58.395 | 9 | |
| 10 | 18 STUART OLIVER (GBR) | 48.111 | 10 ANTHONY JANIEC (FRA) | 40.980 | 10 ANTHONY JANIEC (FRA) | 36.828 | 10 | 10 ANTHONY JANIEC (FRA) | 2'05.762 | 2'05.762 | 10 | |

VIII GP CAMION DE LAS NACIONES

Circuito de Albacete
04 - 05 de Junio de 2011

PARRILLA DE SALIDA Tercera carrera (R3)

| Num. | piloto | Tiempo | Fila | Num. | piloto | Tiempo |
|------|-----------------------------|----------|----------------|------|------------------------------|----------|
| 32 | BERTO VILA MONTESERIN (ESP) | | 15 | 41 | FRANCISCO NAVARRO (ESP) | |
| 36 | PEDRO GARCIA (ESP) | | 14 | 33 | RLANDO RODRIGUEZ RUIZ (ESP) | |
| 38 | MARTIAL DEFAYE (FRA) | 2'11.080 | 13 | 31 | IRIQUE VILA MONTESERIN (ESP) | 2'11.512 |
| 35 | DAVID MARCO BERMEJO (ESP) | 2'06.821 | 12 | 15 | RWIN KLEINAGELVOORT (NLD) | 2'06.829 |
| 34 | MICHEL BASSANELLI (FRA) | 2'05.772 | 11 | 19 | FLORIAN ORSINI (FRA) | 2'06.304 |
| 37 | DAVID FELIPE PLAZA (ESP)* | 2'05.463 | 10 | 30 | PHILIPPE ARLAUD (FRA) | 2'05.552 |
| 14 | JEAN-PIERRE BLAISE (BEL) | 2'01.965 | 9 | 39 | EDUARDO RODRIGUES (PRT) | 2'03.635 |
| 16 | MIKA MAKINEN (FIN) | 1'59.776 | 8 | 23 | MATHEW SUMMERFIELD (GBR) | 2'00.756 |
| 40 | JOSE RODRIGUES (PRT) | 1'59.648 | 7 | 12 | ZOLTAN BIRNBAUER (HUN) | 1'59.664 |
| 8 | ALEX LVOV (RUS) | 1'58.313 | 6 | 20 | JAVIER MARIEZCURRENA (ESP) | 1'58.951 |
| 10 | ANTHONY JANIEC (FRA) | 2'05.762 | 5 | 4 | MARKUS OESTREICH (DEU) | 3'01.508 |
| 6 | CHRISTOPHER LEVETT (GBR) | 1'57.838 | 4 | 18 | STUART OLIVER (GBR) | 1'58.395 |
| 5 | DAVID VRSECKY (CZE) | 1'57.074 | 3 | 2 | MARKUS BÖSIGER (CHE) | 1'57.276 |
| 9 | UWE NITTEL (DEU) | 1'56.673 | 2 | 1 | ANTONIO ALBACETE (ESP) | 1'56.771 |
| 3 | JOCHEN HAHN (DEU) | 1'55.764 | 1 | 7 | ADAM LACKO (CZE) | 1'56.224 |



LOS COMISARIOS DEPORTIVOS

JEFE de CRONOMETRAJE

VIII GP CAMION DE LAS NACIONES

CLASIFICACION PROVISIONAL Tercera carrera (R3)

Circuito de Albacete
04 - 05 de Junio de 2011

| Clas. | Nº | Concurrent / Entrant | Marque / Make | Pilotes / Driver | Eq. | Cat. | Cla. | N.V. | Tiempo | Promedio | Dif 1º | V.R. | Tiempo | Promedio |
|-------|----|---------------------------------------|---------------|-------------------------------|-----|------|------|------|-----------|----------|----------|------|----------|----------|
| 1 | 3 | JOCHEN HAHN (DEU) | MAN | JOCHEN HAHN (DEU) | | | | 13 | 25'47.983 | 106.995 | | 2 | 1'57.516 | 108.415 |
| 2 | 7 | MKR TEAM 14 JUNIORS (CZE) | RENAULT | ADAM LACKO (CZE) | T3 | CE | 1º | 13 | 25'52.770 | 106.665 | 4"787 | 2 | 1'58.209 | 107.779 |
| 3 | 9 | TRUCK SPORT LUTZ BERNAU (DEU) | MAN | UWE NITTEL (DEU) | T5 | | | 13 | 25'54.490 | 106.547 | 6"507 | 2 | 1'58.195 | 107.792 |
| 4 | 1 | EQUIPO CEPESA (ESP) | MAN | ANTONIO ALBACETE (ESP) | T5 | CE | 2º | 13 | 25'57.562 | 106.337 | 9"579 | 2 | 1'58.053 | 107.922 |
| 5 | 5 | BUGGYRA INT. RACING SYSTEM (CZE) | FREIGHTLINER | DAVID VRSECKY (CZE) | T1 | | | 13 | 26'04.080 | 105.894 | 16"097 | 2 | 1'58.891 | 107.161 |
| 6 | 2 | MKR TECHNOLOGY (CZE) | RENAULT | MARKUS BÖSIGER (CHE) | T2 | | | 13 | 26'07.090 | 105.690 | 19"107 | 2 | 1'59.095 | 106.977 |
| 7 | 6 | BUGGYRA INT. RACING SYSTEM (CZE) | FREIGHTLINER | CHRISTOPHER LEVETT (GBR) | T1 | | | 13 | 26'14.712 | 105.179 | 26"729 | 2 | 1'59.320 | 106.776 |
| 8 | 18 | TRUCK RACE TEAM ALLGÄUER (AUT) | MAN | STUART OLIVER (GBR) | | | | 13 | 26'17.430 | 104.997 | 29"447 | 2 | 1'59.172 | 106.908 |
| 9 | 4 | MKR TECHNOLOGY (CZE) | RENAULT | MARKUS OESTREICH (DEU) | T2 | | | 13 | 26'17.902 | 104.966 | 29"919 | 3 | 1'59.807 | 106.342 |
| 10 | 10 | MKR TEAM 14 JUNIORS (CZE) | RENAULT | ANTHONY JANIEC (FRA) | T3 | | | 13 | 26'20.550 | 104.790 | 32"567 | 2 | 1'59.483 | 106.630 |
| 11 | 8 | TRUCK RACE TEAM ALLGÄUER (AUT) | MAN | ALEX LVOV (RUS) | | | | 13 | 26'27.668 | 104.320 | 39"685 | 3 | 2'00.089 | 106.092 |
| 12 | 23 | MATHEW SUMMERFIELD (GBR) | MAN | MATHEW SUMMERFIELD (GBR) | | | | 13 | 26'38.753 | 103.597 | 50"770 | 2 | 2'01.221 | 105.101 |
| 13 | 20 | JAVIER MARIEZCURRENA (ESP) | MAN | JAVIER MARIEZCURRENA (ESP) | | CE | 3º | 13 | 26'38.869 | 103.589 | 50"886 | 5 | 2'01.324 | 105.012 |
| 14 | 16 | MIKA MAKINEN (FIN) | MAN | MIKA MAKINEN (FIN) | T4 | | | 13 | 26'42.469 | 103.357 | 54"486 | 5 | 2'01.426 | 104.924 |
| 15 | 40 | JOSE RODRIGUES (PRT) | MAN | JOSE RODRIGUES (PRT) | | CE | 4º | 13 | 26'49.902 | 102.880 | 1'01"919 | 2 | 2'02.095 | 104.349 |
| 16 | 12 | ZOLTAN BIRNBAUER (HUN) | MAN | ZOLTAN BIRNBAUER (HUN) | T4 | | | 13 | 26'50.375 | 102.849 | 1'02"392 | 4 | 2'01.567 | 104.802 |
| 17 | 14 | JEAN-PIERRE BLAISE (BEL) | RENAULT | JEAN-PIERRE BLAISE (BEL) | | | | 13 | 27'10.451 | 101.583 | 1'22"468 | 2 | 2'02.921 | 103.648 |
| 18 | 37 | MOTOR CLUB CIRCUITO DE ALBACETE (ESP) | MAN | DAVID FELIPE PLAZA (ESP)* | | CE | 5º | 13 | 27'29.032 | 100.438 | 1'41"049 | 4 | 2'04.547 | 102.294 |
| 19 | 19 | FLORIAN ORSINI (FRA) | MERCEDES | FLORIAN ORSINI (FRA) | | | | 13 | 27'45.538 | 99.443 | 1'57"555 | 2 | 2'06.229 | 100.931 |
| 20 | 30 | PHILIPPE ARLAUD (FRA)* | VOLVO | PHILIPPE ARLAUD (FRA) | | | | 13 | 27'45.894 | 99.422 | 1'57"911 | 4 | 2'05.756 | 101.311 |
| 21 | 34 | MICHEL BASSANELLI (FRA) | DAF | MICHEL BASSANELLI (FRA) | | CE | 6º | 12 | 26'04.133 | 97.745 | 1 Vta. | 6 | 2'08.076 | 99.476 |
| 22 | 35 | DAVID MARCO BERMEJO (ESP) | MAN | DAVID MARCO BERMEJO (ESP) | | | | 12 | 26'31.859 | 96.042 | 1 Vta. | 7 | 2'07.411 | 99.995 |
| 23 | 32 | ALBERTO VILA MONTESERIN (ESP) | MERCEDES | ALBERTO VILA MONTESERIN (ESP) | | | | 12 | 26'45.100 | 95.250 | 1 Vta. | 3 | 2'09.853 | 98.115 |
| 24 | 38 | MARTIAL DEFAYE (FRA) | DAF | MARTIAL DEFAYE (FRA) | | | | 12 | 26'46.559 | 95.163 | 1 Vta. | 3 | 2'09.701 | 98.230 |
| 25 | 15 | ERWIN KLEINAGELVOORT (NLD) | SCANIA | ERWIN KLEINAGELVOORT (NLD) | | | | 12 | 27'02.630 | 94.221 | 1 Vta. | 12 | 2'07.714 | 99.758 |
| 26 | 36 | PEDRO GARCIA (ESP)* | IVECO | PEDRO GARCIA (ESP) | | | | 12 | 27'43.914 | 91.883 | 1 Vta. | 5 | 2'07.509 | 99.918 |
| 27 | 31 | ENRIQUE VILA MONTESERIN (ESP) | MERCEDES | ENRIQUE VILA MONTESERIN (ESP) | | | | 12 | 27'52.140 | 91.431 | 1 Vta. | 2 | 2'11.428 | 96.939 |
| 28 | 39 | EDUARDO RODRIGUES (PRT) | MAN | EDUARDO RODRIGUES (PRT) | | CE | 7º | 11 | 23'14.983 | 100.464 | 2 Vta. | 2 | 2'03.907 | 102.823 |
| 29 | 41 | FRANCISCO NAVARRO (ESP) | RENAULT | FRANCISCO NAVARRO (ESP) | | | | 11 | 26'10.076 | 89.260 | 2 Vta. | 10 | 2'17.755 | 92.486 |
| 30 | 33 | ORLANDO RODRIGUEZ RUIZ (ESP) | MERCEDES | ORLANDO RODRIGUEZ RUIZ (ESP) | | CE | 8º | 9 | 26'15.594 | 72.775 | 4 Vta. | 3 | 2'10.654 | 97.513 |

Vuelta mas rapida JOCHEN HAHN (DEU) en 1'57.516 a 108.415 Km/h.

PROVISIONAL

Circuito de Albacete 05 de Junio de 2011

A las 13:32 Horas.

EL DIRECTOR DE CARRERA

EL JEFE DE CRONOMETRAJE

DEFINITIVA

Circuito de Albacete 05 de Junio de 2011

A las Horas.

LOS COMISARIOS DEPORTIVOS

VIII GP CAMION DE LAS NACIONES

TIEMPOS POR VUELTA Tercera carrera (R3)

Circuito de Albacete
04 - 05 de Junio de 2011

| Numero | 1 | | | 2 | | | 3 | | | 4 | | | 5 | | | 6 | | |
|---------------------|-----------|-----------|-----------|-----------|-----------|-----------|-----------|-----------|-----------|-----------|-----------|-----------|-----------|-----------|-----------|-----------|-----------|-----------|
| | T. Vuelta | Parciales | Vel./Pil. | T. Vuelta | Parciales | Vel./Pil. | T. Vuelta | Parciales | Vel./Pil. | T. Vuelta | Parciales | Vel./Pil. | T. Vuelta | Parciales | Vel./Pil. | T. Vuelta | Parciales | Vel./Pil. |
| 1 ^a - 1 | 0'53.866 | 0'53.866 | | 0'55.359 | 0'55.359 | | 0'51.615 | 0'51.615 | | 0'57.648 | 0'57.648 | | 0'54.478 | 0'54.478 | | 0'55.498 | 0'55.498 | |
| 1 ^a - 2 | 1'34.192 | 0'40.326 | | 1'36.139 | 0'40.780 | | 1'31.688 | 0'40.073 | | 1'38.546 | 0'40.898 | | 1'35.201 | 0'40.723 | | 1'36.799 | 0'41.301 | |
| 1 ^a - 3 | 2'03.827 | 0'29.635 | | 2'06.055 | 0'29.916 | | 2'01.023 | 0'29.335 | | 2'08.799 | 0'30.253 | | 2'05.177 | 0'29.976 | | 2'06.776 | 0'29.977 | |
| 2 ^a - 1 | 0'47.861 | 0'47.861 | | 0'48.026 | 0'48.026 | | 0'47.894 | 0'47.894 | | 0'49.322 | 0'49.322 | | 0'48.056 | 0'48.056 | | 0'48.380 | 0'48.380 | |
| 2 ^a - 2 | 1'28.213 | 0'40.352 | | 1'28.869 | 0'40.843 | | 1'28.142 | 0'40.248 | | 1'29.875 | 0'40.553 | | 1'28.848 | 0'40.792 | | 1'29.121 | 0'40.741 | |
| 2 ^a - 3 | 1'58.053 | 0'29.840 | | 1'59.095 | 0'30.226 | | 1'57.516 | 0'29.374 | | 1'59.953 | 0'30.078 | | 1'58.891 | 0'30.043 | | 1'59.320 | 0'30.199 | |
| 3 ^a - 1 | 0'48.186 | 0'48.186 | | 0'48.497 | 0'48.497 | | 0'47.764 | 0'47.764 | | 0'48.737 | 0'48.737 | | 0'48.276 | 0'48.276 | | 0'48.484 | 0'48.484 | |
| 3 ^a - 2 | 1'28.665 | 0'40.479 | | 1'29.737 | 0'41.240 | | 1'28.218 | 0'40.454 | | 1'29.671 | 0'40.934 | | 1'29.242 | 0'40.966 | | 1'29.521 | 0'41.037 | |
| 3 ^a - 3 | 1'58.549 | 0'29.884 | | 1'59.899 | 0'30.162 | | 1'57.798 | 0'29.580 | | 1'59.807 | 0'30.136 | | 1'59.180 | 0'29.938 | | 1'59.701 | 0'30.180 | |
| 4 ^a - 1 | 0'48.452 | 0'48.452 | | 0'48.145 | 0'48.145 | | 0'47.902 | 0'47.902 | | 0'49.226 | 0'49.226 | | 0'48.256 | 0'48.256 | | 0'48.883 | 0'48.883 | |
| 4 ^a - 2 | 1'29.173 | 0'40.721 | | 1'28.957 | 0'40.812 | | 1'28.414 | 0'40.512 | | 1'30.766 | 0'41.540 | | 1'29.287 | 0'41.031 | | 1'30.117 | 0'41.234 | |
| 4 ^a - 3 | 1'59.210 | 0'30.037 | | 1'59.242 | 0'30.285 | | 1'58.038 | 0'29.624 | | 2'01.782 | 0'31.016 | | 1'59.198 | 0'29.911 | | 2'00.557 | 0'30.440 | |
| 5 ^a - 1 | 0'48.417 | 0'48.417 | | 0'48.523 | 0'48.523 | | 0'48.092 | 0'48.092 | | 0'48.804 | 0'48.804 | | 0'48.298 | 0'48.298 | | 0'48.512 | 0'48.512 | |
| 5 ^a - 2 | 1'29.148 | 0'40.731 | | 1'29.547 | 0'41.024 | | 1'28.601 | 0'40.509 | | 1'30.195 | 0'41.391 | | 1'29.168 | 0'40.870 | | 1'29.913 | 0'41.401 | |
| 5 ^a - 3 | 1'59.185 | 0'30.037 | | 1'59.810 | 0'30.263 | | 1'58.477 | 0'29.876 | | 2'00.287 | 0'30.092 | | 1'59.499 | 0'30.331 | | 2'00.323 | 0'30.410 | |
| 6 ^a - 1 | 0'48.278 | 0'48.278 | | 0'48.433 | 0'48.433 | | 0'48.136 | 0'48.136 | | 0'48.943 | 0'48.943 | | 0'48.595 | 0'48.595 | | 0'48.924 | 0'48.924 | |
| 6 ^a - 2 | 1'28.884 | 0'40.606 | | 1'29.415 | 0'40.982 | | 1'28.512 | 0'40.376 | | 1'29.859 | 0'40.916 | | 1'29.451 | 0'40.856 | | 1'30.176 | 0'41.252 | |
| 6 ^a - 3 | 1'58.880 | 0'29.996 | | 1'59.689 | 0'30.274 | | 1'58.470 | 0'29.958 | | 1'59.960 | 0'30.101 | | 1'59.833 | 0'30.382 | | 2'00.559 | 0'30.383 | |
| 7 ^a - 1 | 0'48.559 | 0'48.559 | | 0'48.868 | 0'48.868 | | 0'48.388 | 0'48.388 | | 0'49.010 | 0'49.010 | | 0'48.866 | 0'48.866 | | 0'48.743 | 0'48.743 | |
| 7 ^a - 2 | 1'29.165 | 0'40.606 | | 1'30.014 | 0'41.146 | | 1'29.027 | 0'40.639 | | 1'31.343 | 0'42.333 | | 1'29.967 | 0'41.101 | | 1'30.700 | 0'41.957 | |
| 7 ^a - 3 | 1'59.186 | 0'30.021 | | 2'00.228 | 0'30.214 | | 1'58.888 | 0'29.861 | | 2'01.491 | 0'30.148 | | 2'00.103 | 0'30.136 | | 2'00.925 | 0'30.225 | |
| 8 ^a - 1 | 0'48.309 | 0'48.309 | | 0'48.630 | 0'48.630 | | 0'48.508 | 0'48.508 | | 0'49.494 | 0'49.494 | | 0'48.656 | 0'48.656 | | 0'48.671 | 0'48.671 | |
| 8 ^a - 2 | 1'29.118 | 0'40.809 | | 1'29.471 | 0'40.841 | | 1'29.145 | 0'40.637 | | 1'30.630 | 0'41.136 | | 1'29.718 | 0'41.062 | | 1'30.136 | 0'41.465 | |
| 8 ^a - 3 | 1'59.143 | 0'30.025 | | 1'59.780 | 0'30.309 | | 1'59.087 | 0'29.942 | | 2'00.741 | 0'30.111 | | 2'00.157 | 0'30.439 | | 2'00.719 | 0'30.583 | |
| 9 ^a - 1 | 0'48.504 | 0'48.504 | | 0'48.697 | 0'48.697 | | 0'48.718 | 0'48.718 | | 0'49.140 | 0'49.140 | | 0'48.775 | 0'48.775 | | 0'49.116 | 0'49.116 | |
| 9 ^a - 2 | 1'29.341 | 0'40.837 | | 1'30.095 | 0'41.398 | | 1'29.408 | 0'40.690 | | 1'30.307 | 0'41.167 | | 1'29.987 | 0'41.212 | | 1'30.541 | 0'41.425 | |
| 9 ^a - 3 | 1'59.463 | 0'30.122 | | 2'00.274 | 0'30.179 | | 1'59.525 | 0'30.117 | | 2'00.452 | 0'30.145 | | 2'00.169 | 0'30.182 | | 2'00.862 | 0'30.321 | |
| 10 ^a - 1 | 0'48.676 | 0'48.676 | | 0'48.793 | 0'48.793 | | 0'48.729 | 0'48.729 | | 0'48.971 | 0'48.971 | | 0'48.767 | 0'48.767 | | 0'48.823 | 0'48.823 | |
| 10 ^a - 2 | 1'29.737 | 0'41.061 | | 1'29.902 | 0'41.109 | | 1'29.402 | 0'40.673 | | 1'30.185 | 0'41.214 | | 1'30.070 | 0'41.303 | | 1'30.457 | 0'41.634 | |
| 10 ^a - 3 | 2'00.301 | 0'30.564 | | 2'00.369 | 0'30.467 | | 1'59.381 | 0'29.979 | | 2'00.726 | 0'30.541 | | 2'00.379 | 0'30.309 | | 2'01.017 | 0'30.560 | |
| 11 ^a - 1 | 0'48.491 | 0'48.491 | | 0'48.969 | 0'48.969 | | 0'48.414 | 0'48.414 | | 0'49.479 | 0'49.479 | | 0'49.478 | 0'49.478 | | 0'48.848 | 0'48.848 | |
| 11 ^a - 2 | 1'29.626 | 0'41.135 | | 1'30.555 | 0'41.586 | | 1'29.237 | 0'40.823 | | 1'30.958 | 0'41.479 | | 1'30.810 | 0'41.332 | | 1'30.527 | 0'41.679 | |
| 11 ^a - 3 | 1'59.993 | 0'30.367 | | 2'01.023 | 0'30.468 | | 1'59.309 | 0'30.072 | | 2'02.012 | 0'31.054 | | 2'01.239 | 0'30.429 | | 2'01.313 | 0'30.786 | |
| 12 ^a - 1 | 0'48.641 | 0'48.641 | | 0'48.767 | 0'48.767 | | 0'48.496 | 0'48.496 | | 0'49.528 | 0'49.528 | | 0'48.554 | 0'48.554 | | 0'49.043 | 0'49.043 | |
| 12 ^a - 2 | 1'29.939 | 0'41.298 | | 1'29.861 | 0'41.094 | | 1'29.847 | 0'41.351 | | 1'30.847 | 0'41.319 | | 1'29.845 | 0'41.291 | | 1'30.419 | 0'41.376 | |
| 12 ^a - 3 | 2'00.487 | 0'30.548 | | 2'00.235 | 0'30.374 | | 2'00.065 | 0'30.218 | | 2'01.100 | 0'30.253 | | 1'59.977 | 0'30.132 | | 2'00.817 | 0'30.398 | |
| 13 ^a - 1 | 0'49.340 | 0'49.340 | | 0'48.791 | 0'48.791 | | 0'49.080 | 0'49.080 | | 0'49.198 | 0'49.198 | | 0'48.542 | 0'48.542 | | 0'48.983 | 0'48.983 | |
| 13 ^a - 2 | 1'30.820 | 0'41.480 | | 1'30.139 | 0'41.348 | | 1'29.853 | 0'40.773 | | 1'30.394 | 0'41.196 | | 1'29.835 | 0'41.293 | | 1'30.898 | 0'41.915 | |
| 13 ^a - 3 | 2'01.285 | 0'30.465 | | 2'01.391 | 0'31.252 | | 2'00.406 | 0'30.553 | | 2'00.792 | 0'30.398 | | 2'00.278 | 0'30.443 | | 2'01.823 | 0'30.925 | |

| Vuelta Ideal | |
|--------------|----------|
| 0'47.861 | 0'47.861 |
| 1'28.187 | 0'40.326 |
| 1'57.822 | 0'29.635 |

| Vuelta Ideal | |
|--------------|----------|
| 0'48.026 | 0'48.026 |
| 1'28.806 | 0'40.780 |
| 1'58.722 | 0'29.916 |

| Vuelta Ideal | |
|--------------|----------|
| 0'47.764 | 0'47.764 |
| 1'27.837 | 0'40.073 |
| 1'57.172 | 0'29.335 |

| Vuelta Ideal | |
|--------------|----------|
| 0'48.737 | 0'48.737 |
| 1'29.290 | 0'40.553 |
| 1'59.368 | 0'30.078 |

| Vuelta Ideal | |
|--------------|----------|
| 0'48.056 | 0'48.056 |
| 1'28.779 | 0'40.723 |
| 1'58.690 | 0'29.911 |

| Vuelta Ideal | |
|--------------|----------|
| 0'48.380 | 0'48.380 |
| 1'29.121 | 0'40.741 |
| 1'59.098 | 0'29.977 |

| Vuelta Mas Rapida Ideal | |
|-------------------------|----------|
| 0'47.764 | 0'47.764 |
| 1'27.837 | 0'40.073 |
| 1'57.172 | 0'29.335 |



1.490 2.660 3.539

VIII GP CAMION DE LAS NACIONES

TIEMPOS POR VUELTA Tercera carrera (R3)

Circuito de Albacete
04 - 05 de Junio de 2011

| Numero | 7 | | | 8 | | | 9 | | | 10 | | | 12 | | | 14 | | |
|---------|-----------|-----------|-----------|-----------|-----------|-----------|-----------|-----------|-----------|-----------|-----------|-----------|-----------|-----------|-----------|-----------|-----------|-----------|
| | T. Vuelta | Parciales | Vel./Pil. | T. Vuelta | Parciales | Vel./Pil. | T. Vuelta | Parciales | Vel./Pil. | T. Vuelta | Parciales | Vel./Pil. | T. Vuelta | Parciales | Vel./Pil. | T. Vuelta | Parciales | Vel./Pil. |
| 1ª - 1 | 0'52.455 | 0'52.455 | | 0'58.262 | 0'58.262 | | 0'52.965 | 0'52.965 | | 0'56.885 | 0'56.885 | | 1'01.473 | 1'01.473 | | 1'01.129 | 1'01.129 | |
| 1ª - 2 | 1'32.806 | 0'40.351 | | 1'39.057 | 0'40.795 | | 1'33.087 | 0'40.122 | | 1'38.083 | 0'41.198 | | 1'43.994 | 0'42.521 | | 1'43.692 | 0'42.563 | |
| 1ª - 3 | 2'02.478 | 0'29.672 | | 2'09.321 | 0'30.264 | | 2'02.902 | 0'29.815 | | 2'08.202 | 0'30.119 | | 2'14.925 | 0'30.931 | | 2'14.675 | 0'30.983 | |
| 2ª - 1 | 0'47.897 | 0'47.897 | | 0'49.187 | 0'49.187 | | 0'48.099 | 0'48.099 | | 0'48.545 | 0'48.545 | | 0'50.561 | 0'50.561 | | 0'49.832 | 0'49.832 | |
| 2ª - 2 | 1'28.292 | 0'40.395 | | 1'30.150 | 0'40.963 | | 1'28.399 | 0'40.300 | | 1'29.283 | 0'40.738 | | 1'32.411 | 0'41.850 | | 1'31.940 | 0'42.108 | |
| 2ª - 3 | 1'58.209 | 0'29.917 | | 2'00.339 | 0'30.189 | | 1'58.195 | 0'29.796 | | 1'59.483 | 0'30.200 | | 2'02.989 | 0'30.578 | | 2'02.921 | 0'30.981 | |
| 3ª - 1 | 0'48.255 | 0'48.255 | | 0'48.742 | 0'48.742 | | 0'48.338 | 0'48.338 | | 0'48.969 | 0'48.969 | | 0'50.734 | 0'50.734 | | 0'52.639 | 0'52.639 | |
| 3ª - 2 | 1'28.667 | 0'40.412 | | 1'29.654 | 0'40.912 | | 1'28.680 | 0'40.342 | | 1'29.870 | 0'40.901 | | 1'32.854 | 0'42.120 | | 1'35.475 | 0'42.836 | |
| 3ª - 3 | 1'58.501 | 0'29.834 | | 2'00.089 | 0'30.435 | | 1'58.553 | 0'29.873 | | 2'00.102 | 0'30.232 | | 2'03.091 | 0'30.237 | | 2'06.339 | 0'30.864 | |
| 4ª - 1 | 0'48.164 | 0'48.164 | | 0'48.840 | 0'48.840 | | 0'48.149 | 0'48.149 | | 0'49.159 | 0'49.159 | | 0'49.368 | 0'49.368 | | 0'49.901 | 0'49.901 | |
| 4ª - 2 | 1'28.880 | 0'40.716 | | 1'30.235 | 0'41.395 | | 1'29.104 | 0'40.955 | | 1'31.397 | 0'42.238 | | 1'30.911 | 0'41.543 | | 1'32.884 | 0'42.983 | |
| 4ª - 3 | 1'58.762 | 0'29.882 | | 2'01.385 | 0'31.150 | | 1'58.901 | 0'29.797 | | 2'02.046 | 0'30.649 | | 2'01.567 | 0'30.656 | | 2'04.208 | 0'31.324 | |
| 5ª - 1 | 0'48.199 | 0'48.199 | | 0'49.494 | 0'49.494 | | 0'48.043 | 0'48.043 | | 0'48.852 | 0'48.852 | | 0'49.169 | 0'49.169 | | 0'50.047 | 0'50.047 | |
| 5ª - 2 | 1'29.008 | 0'40.809 | | 1'31.458 | 0'41.964 | | 1'28.712 | 0'40.669 | | 1'29.947 | 0'41.095 | | 1'31.212 | 0'42.043 | | 1'32.571 | 0'42.524 | |
| 5ª - 3 | 1'59.007 | 0'29.999 | | 2'02.119 | 0'30.661 | | 1'58.802 | 0'30.090 | | 2'00.155 | 0'30.208 | | 2'01.949 | 0'30.737 | | 2'03.996 | 0'31.425 | |
| 6ª - 1 | 0'48.487 | 0'48.487 | | 0'49.615 | 0'49.615 | | 0'48.383 | 0'48.383 | | 0'48.719 | 0'48.719 | | 0'49.630 | 0'49.630 | | 0'50.059 | 0'50.059 | |
| 6ª - 2 | 1'29.010 | 0'40.523 | | 1'31.412 | 0'41.797 | | 1'29.180 | 0'40.797 | | 1'29.654 | 0'40.935 | | 1'32.076 | 0'42.446 | | 1'32.672 | 0'42.613 | |
| 6ª - 3 | 1'59.200 | 0'30.190 | | 2'02.002 | 0'30.590 | | 1'59.284 | 0'30.104 | | 1'59.955 | 0'30.301 | | 2'02.419 | 0'30.343 | | 2'03.927 | 0'31.255 | |
| 7ª - 1 | 0'48.280 | 0'48.280 | | 0'49.624 | 0'49.624 | | 0'48.467 | 0'48.467 | | 0'48.860 | 0'48.860 | | 0'49.311 | 0'49.311 | | 0'50.244 | 0'50.244 | |
| 7ª - 2 | 1'29.055 | 0'40.775 | | 1'31.503 | 0'41.879 | | 1'29.185 | 0'40.718 | | 1'31.154 | 0'42.294 | | 1'31.339 | 0'42.028 | | 1'32.866 | 0'42.622 | |
| 7ª - 3 | 1'59.048 | 0'29.993 | | 2'02.533 | 0'31.030 | | 1'59.181 | 0'29.996 | | 2'01.623 | 0'30.469 | | 2'01.801 | 0'30.462 | | 2'03.899 | 0'31.033 | |
| 8ª - 1 | 0'48.299 | 0'48.299 | | 0'49.287 | 0'49.287 | | 0'48.356 | 0'48.356 | | 0'50.368 | 0'50.368 | | 0'49.738 | 0'49.738 | | 0'50.548 | 0'50.548 | |
| 8ª - 2 | 1'29.178 | 0'40.879 | | 1'30.662 | 0'41.375 | | 1'29.141 | 0'40.785 | | 1'31.982 | 0'41.614 | | 1'31.747 | 0'42.009 | | 1'33.853 | 0'43.305 | |
| 8ª - 3 | 1'59.268 | 0'30.090 | | 2'01.230 | 0'30.568 | | 1'59.166 | 0'30.025 | | 2'02.477 | 0'30.495 | | 2'03.044 | 0'31.297 | | 2'05.365 | 0'31.512 | |
| 9ª - 1 | 0'48.585 | 0'48.585 | | 0'49.490 | 0'49.490 | | 0'48.455 | 0'48.455 | | 0'49.103 | 0'49.103 | | 0'50.514 | 0'50.514 | | 0'50.963 | 0'50.963 | |
| 9ª - 2 | 1'29.459 | 0'40.874 | | 1'30.850 | 0'41.360 | | 1'29.400 | 0'40.945 | | 1'30.479 | 0'41.376 | | 1'32.554 | 0'42.040 | | 1'34.284 | 0'43.321 | |
| 9ª - 3 | 1'59.644 | 0'30.185 | | 2'01.327 | 0'30.477 | | 1'59.575 | 0'30.175 | | 2'00.977 | 0'30.498 | | 2'03.514 | 0'30.960 | | 2'06.055 | 0'31.771 | |
| 10ª - 1 | 0'48.743 | 0'48.743 | | 0'49.288 | 0'49.288 | | 0'48.622 | 0'48.622 | | 0'49.346 | 0'49.346 | | 0'50.300 | 0'50.300 | | 0'50.491 | 0'50.491 | |
| 10ª - 2 | 1'29.629 | 0'40.886 | | 1'30.600 | 0'41.312 | | 1'29.691 | 0'41.069 | | 1'30.553 | 0'41.207 | | 1'32.565 | 0'42.265 | | 1'33.536 | 0'43.045 | |
| 10ª - 3 | 1'59.941 | 0'30.312 | | 2'01.028 | 0'30.428 | | 2'00.257 | 0'30.566 | | 2'00.886 | 0'30.333 | | 2'04.003 | 0'31.438 | | 2'04.781 | 0'31.245 | |
| 11ª - 1 | 0'48.333 | 0'48.333 | | 0'49.424 | 0'49.424 | | 0'48.213 | 0'48.213 | | 0'48.958 | 0'48.958 | | 0'49.851 | 0'49.851 | | 0'50.072 | 0'50.072 | |
| 11ª - 2 | 1'29.156 | 0'40.823 | | 1'30.790 | 0'41.366 | | 1'29.238 | 0'41.025 | | 1'30.534 | 0'41.576 | | 1'32.049 | 0'42.198 | | 1'33.197 | 0'43.125 | |
| 11ª - 3 | 1'59.072 | 0'29.916 | | 2'01.215 | 0'30.425 | | 1'59.253 | 0'30.015 | | 2'01.446 | 0'30.912 | | 2'03.169 | 0'31.120 | | 2'04.483 | 0'31.286 | |
| 12ª - 1 | 0'48.335 | 0'48.335 | | 0'49.810 | 0'49.810 | | 0'48.387 | 0'48.387 | | 0'49.310 | 0'49.310 | | 0'50.172 | 0'50.172 | | 0'50.217 | 0'50.217 | |
| 12ª - 2 | 1'29.171 | 0'40.836 | | 1'31.630 | 0'41.820 | | 1'29.402 | 0'41.015 | | 1'30.985 | 0'41.675 | | 1'32.516 | 0'42.344 | | 1'33.422 | 0'43.205 | |
| 12ª - 3 | 1'59.486 | 0'30.315 | | 2'02.311 | 0'30.681 | | 1'59.540 | 0'30.138 | | 2'01.457 | 0'30.472 | | 2'03.373 | 0'30.857 | | 2'04.741 | 0'31.319 | |
| 13ª - 1 | 0'49.058 | 0'49.058 | | 0'49.903 | 0'49.903 | | 0'49.039 | 0'49.039 | | 0'49.526 | 0'49.526 | | 0'50.028 | 0'50.028 | | 0'50.527 | 0'50.527 | |
| 13ª - 2 | 1'30.030 | 0'40.972 | | 1'31.635 | 0'41.732 | | 1'30.467 | 0'41.428 | | 1'31.297 | 0'41.771 | | 1'33.282 | 0'43.254 | | 1'33.279 | 0'42.752 | |
| 13ª - 3 | 2'00.154 | 0'30.124 | | 2'02.769 | 0'31.134 | | 2'00.881 | 0'30.414 | | 2'01.741 | 0'30.444 | | 2'04.531 | 0'31.249 | | 2'05.061 | 0'31.782 | |

| Vuelta Ideal | |
|--------------|----------|
| 0'47.897 | 0'47.897 |
| 1'28.248 | 0'40.351 |
| 1'57.920 | 0'29.672 |

| Vuelta Ideal | |
|--------------|----------|
| 0'48.742 | 0'48.742 |
| 1'29.537 | 0'40.795 |
| 1'59.726 | 0'30.189 |

| Vuelta Ideal | |
|--------------|----------|
| 0'48.043 | 0'48.043 |
| 1'28.165 | 0'40.122 |
| 1'57.961 | 0'29.796 |

| Vuelta Ideal | |
|--------------|----------|
| 0'48.545 | 0'48.545 |
| 1'29.283 | 0'40.738 |
| 1'59.402 | 0'30.119 |

| Vuelta Ideal | |
|--------------|----------|
| 0'49.169 | 0'49.169 |
| 1'30.712 | 0'41.543 |
| 2'00.949 | 0'30.237 |

| Vuelta Ideal | |
|--------------|----------|
| 0'49.832 | 0'49.832 |
| 1'31.940 | 0'42.108 |
| 2'02.804 | 0'30.864 |

| Vuelta Mas Rapida Ideal | |
|-------------------------|----------|
| 0'47.764 | 0'47.764 |
| 1'27.837 | 0'40.073 |
| 1'57.172 | 0'29.335 |



1.490 2.660 3.539

VIII GP CAMION DE LAS NACIONES

TIEMPOS POR VUELTA Tercera carrera (R3)

Circuito de Albacete
04 - 05 de Junio de 2011

| Numero | 15 | | | 16 | | | 18 | | | 19 | | | 20 | | | 23 | | |
|---------|-----------|-----------|-----------|-----------|-----------|-----------|-----------|-----------|-----------|-----------|-----------|-----------|-----------|-----------|-----------|-----------|-----------|-----------|
| | T. Vuelta | Parciales | Vel./Pil. | T. Vuelta | Parciales | Vel./Pil. | T. Vuelta | Parciales | Vel./Pil. | T. Vuelta | Parciales | Vel./Pil. | T. Vuelta | Parciales | Vel./Pil. | T. Vuelta | Parciales | Vel./Pil. |
| 1ª - 1 | 1'06.645 | 1'06.645 | | 0'59.835 | 0'59.835 | | 0'56.441 | 0'56.441 | | 1'04.493 | 1'04.493 | | 0'59.422 | 0'59.422 | | 0'58.959 | 0'58.959 | |
| 1ª - 2 | 1'51.294 | 0'44.649 | | 1'41.596 | 0'41.761 | | 1'37.856 | 0'41.415 | | 1'48.031 | 0'43.538 | | 1'41.022 | 0'41.600 | | 1'40.507 | 0'41.548 | |
| 1ª - 3 | 2'23.256 | 0'31.962 | | 2'12.327 | 0'30.731 | | 2'07.936 | 0'30.080 | | 2'19.714 | 0'31.683 | | 2'11.539 | 0'30.517 | | 2'11.126 | 0'30.619 | |
| 2ª - 1 | 0'51.703 | 0'51.703 | | 0'49.142 | 0'49.142 | | 0'48.290 | 0'48.290 | | 0'50.892 | 0'50.892 | | 0'48.670 | 0'48.670 | | 0'48.679 | 0'48.679 | |
| 2ª - 2 | 1'36.716 | 0'45.013 | | 1'30.658 | 0'41.516 | | 1'28.864 | 0'40.574 | | 1'34.440 | 0'43.548 | | 1'31.435 | 0'42.765 | | 1'30.511 | 0'41.832 | |
| 2ª - 3 | 2'09.886 | 0'33.170 | | 2'01.799 | 0'31.141 | | 1'59.172 | 0'30.308 | | 2'06.229 | 0'31.789 | | 2'03.102 | 0'31.667 | | 2'01.221 | 0'42.593 | |
| 3ª - 1 | 0'52.096 | 0'52.096 | | 0'49.260 | 0'49.260 | | 0'48.292 | 0'48.292 | | 0'50.960 | 0'50.960 | | 0'49.298 | 0'49.298 | | 0'48.954 | 0'48.954 | |
| 3ª - 2 | 1'36.489 | 0'44.393 | | 1'30.632 | 0'41.372 | | 1'29.339 | 0'41.047 | | 1'34.248 | 0'43.288 | | 1'30.816 | 0'41.518 | | 1'30.942 | 0'41.988 | |
| 3ª - 3 | 2'08.525 | 0'32.036 | | 2'01.634 | 0'31.002 | | 2'00.110 | 0'30.771 | | 2'06.326 | 0'32.078 | | 2'01.610 | 0'30.794 | | 2'01.646 | 0'30.704 | |
| 4ª - 1 | 0'52.823 | 0'52.823 | | 0'49.299 | 0'49.299 | | 0'49.375 | 0'49.375 | | 0'51.443 | 0'51.443 | | 0'49.301 | 0'49.301 | | 0'49.428 | 0'49.428 | |
| 4ª - 2 | 1'36.787 | 0'43.964 | | 1'31.519 | 0'42.220 | | 1'31.267 | 0'41.892 | | 1'35.102 | 0'43.659 | | 1'31.532 | 0'42.231 | | 1'32.021 | 0'42.593 | |
| 4ª - 3 | 2'08.422 | 0'31.635 | | 2'02.408 | 0'30.889 | | 2'01.489 | 0'30.222 | | 2'07.242 | 0'32.140 | | 2'02.502 | 0'30.970 | | 2'02.699 | 0'30.678 | |
| 5ª - 1 | 0'51.375 | 0'51.375 | | 0'49.342 | 0'49.342 | | 0'48.348 | 0'48.348 | | 0'51.286 | 0'51.286 | | 0'49.287 | 0'49.287 | | 0'48.824 | 0'48.824 | |
| 5ª - 2 | 1'35.857 | 0'44.482 | | 1'30.850 | 0'41.508 | | 1'29.394 | 0'41.046 | | 1'34.721 | 0'43.435 | | 1'30.935 | 0'41.648 | | 1'30.877 | 0'42.053 | |
| 5ª - 3 | 2'08.522 | 0'32.665 | | 2'01.426 | 0'30.576 | | 1'59.601 | 0'30.207 | | 2'06.847 | 0'32.126 | | 2'01.324 | 0'30.389 | | 2'01.397 | 0'30.520 | |
| 6ª - 1 | 0'51.537 | 0'51.537 | | 0'49.444 | 0'49.444 | | 0'48.949 | 0'48.949 | | 0'51.205 | 0'51.205 | | 0'49.500 | 0'49.500 | | 0'49.242 | 0'49.242 | |
| 6ª - 2 | 1'36.063 | 0'44.526 | | 1'31.095 | 0'41.651 | | 1'30.509 | 0'41.560 | | 1'35.174 | 0'43.969 | | 1'31.248 | 0'41.748 | | 1'31.377 | 0'42.135 | |
| 6ª - 3 | 2'07.745 | 0'31.682 | | 2'01.997 | 0'30.902 | | 2'00.990 | 0'30.481 | | 2'07.078 | 0'31.904 | | 2'02.067 | 0'30.819 | | 2'01.821 | 0'30.444 | |
| 7ª - 1 | 0'51.587 | 0'51.587 | | 0'49.309 | 0'49.309 | | 0'49.260 | 0'49.260 | | 0'51.735 | 0'51.735 | | 0'49.367 | 0'49.367 | | 0'49.562 | 0'49.562 | |
| 7ª - 2 | 1'35.890 | 0'44.303 | | 1'30.955 | 0'41.646 | | 1'30.877 | 0'41.617 | | 1'35.306 | 0'43.571 | | 1'31.311 | 0'41.944 | | 1'31.680 | 0'42.118 | |
| 7ª - 3 | 2'07.852 | 0'31.962 | | 2'01.993 | 0'31.038 | | 2'01.270 | 0'30.393 | | 2'07.281 | 0'31.975 | | 2'01.790 | 0'30.479 | | 2'02.479 | 0'30.799 | |
| 8ª - 1 | 0'51.945 | 0'51.945 | | 0'49.845 | 0'49.845 | | 0'49.952 | 0'49.952 | | 0'51.137 | 0'51.137 | | 0'49.924 | 0'49.924 | | 0'49.344 | 0'49.344 | |
| 8ª - 2 | 1'36.332 | 0'44.387 | | 1'31.944 | 0'42.099 | | 1'31.112 | 0'41.160 | | 1'34.685 | 0'43.548 | | 1'32.184 | 0'42.260 | | 1'31.517 | 0'42.173 | |
| 8ª - 3 | 2'13.023 | 0'36.691 | PIT | 2'02.563 | 0'30.619 | | 2'01.297 | 0'30.185 | | 2'06.631 | 0'31.946 | | 2'02.670 | 0'30.486 | | 2'02.196 | 0'30.679 | |
| 9ª - 1 | 1'54.684 | 1'54.684 | | 0'49.844 | 0'49.844 | | 0'48.818 | 0'48.818 | | 0'51.574 | 0'51.574 | | 0'49.990 | 0'49.990 | | 0'49.518 | 0'49.518 | |
| 9ª - 2 | 2'39.031 | 0'44.347 | | 1'31.859 | 0'42.015 | | 1'30.451 | 0'41.633 | | 1'35.084 | 0'43.510 | | 1'32.126 | 0'42.136 | | 1'31.763 | 0'42.245 | |
| 9ª - 3 | 3'10.690 | 0'31.659 | | 2'03.039 | 0'31.180 | | 2'00.859 | 0'30.408 | | 2'07.007 | 0'31.923 | | 2'03.083 | 0'30.957 | | 2'02.686 | 0'30.923 | |
| 10ª - 1 | 0'53.136 | 0'53.136 | | 0'49.832 | 0'49.832 | | 0'48.975 | 0'48.975 | | 0'51.308 | 0'51.308 | | 0'49.833 | 0'49.833 | | 0'49.301 | 0'49.301 | |
| 10ª - 2 | 1'36.979 | 0'43.843 | | 1'31.959 | 0'42.127 | | 1'30.192 | 0'41.217 | | 1'34.987 | 0'43.679 | | 1'32.230 | 0'42.397 | | 1'31.416 | 0'42.115 | |
| 10ª - 3 | 2'08.848 | 0'31.869 | | 2'03.130 | 0'31.171 | | 2'00.855 | 0'30.663 | | 2'07.011 | 0'32.024 | | 2'03.161 | 0'30.931 | | 2'02.776 | 0'31.360 | |
| 11ª - 1 | 0'51.863 | 0'51.863 | | 0'50.354 | 0'50.354 | | 0'49.234 | 0'49.234 | | 0'51.852 | 0'51.852 | | 0'49.415 | 0'49.415 | | 0'49.638 | 0'49.638 | |
| 11ª - 2 | 1'36.040 | 0'44.177 | | 1'33.037 | 0'42.683 | | 1'31.200 | 0'41.966 | | 1'35.183 | 0'43.331 | | 1'31.190 | 0'41.775 | | 1'31.939 | 0'42.301 | |
| 11ª - 3 | 2'08.147 | 0'32.107 | | 2'04.082 | 0'31.045 | | 2'02.131 | 0'30.931 | | 2'07.341 | 0'32.158 | | 2'01.495 | 0'30.305 | | 2'03.049 | 0'31.110 | |
| 12ª - 1 | 0'51.388 | 0'51.388 | | 0'49.677 | 0'49.677 | | 0'49.029 | 0'49.029 | | 0'52.811 | 0'52.811 | | 0'48.730 | 0'48.730 | | 0'49.518 | 0'49.518 | |
| 12ª - 2 | 1'35.660 | 0'44.272 | | 1'31.755 | 0'42.078 | | 1'30.522 | 0'41.493 | | 1'36.494 | 0'43.683 | | 1'31.354 | 0'42.624 | | 1'32.204 | 0'42.686 | |
| 12ª - 3 | 2'07.714 | 0'32.054 | | 2'02.600 | 0'30.845 | | 2'00.850 | 0'30.328 | | 2'08.655 | 0'32.161 | | 2'02.099 | 0'30.745 | | 2'02.843 | 0'30.639 | |
| 13ª - 1 | | | | 0'49.814 | 0'49.814 | | 0'49.055 | 0'49.055 | | 0'52.063 | 0'52.063 | | 0'49.541 | 0'49.541 | | 0'49.359 | 0'49.359 | |
| 13ª - 2 | | | | 1'32.518 | 0'42.704 | | 1'30.463 | 0'41.408 | | 1'36.020 | 0'43.957 | | 1'31.718 | 0'42.177 | | 1'31.698 | 0'42.339 | |
| 13ª - 3 | | | | 2'03.471 | 0'30.953 | | 2'00.870 | 0'30.407 | | 2'08.176 | 0'32.156 | | 2'02.427 | 0'30.709 | | 2'02.814 | 0'31.116 | |

| Vuelta Ideal | |
|--------------|----------|
| 0'51.375 | 0'51.375 |
| 1'35.218 | 0'43.843 |
| 2'06.853 | 0'31.635 |

| Vuelta Ideal | |
|--------------|----------|
| 0'49.142 | 0'49.142 |
| 1'30.514 | 0'41.372 |
| 2'01.090 | 0'30.576 |

| Vuelta Ideal | |
|--------------|----------|
| 0'48.290 | 0'48.290 |
| 1'28.864 | 0'40.574 |
| 1'58.944 | 0'30.080 |

| Vuelta Ideal | |
|--------------|----------|
| 0'50.892 | 0'50.892 |
| 1'34.180 | 0'43.288 |
| 2'05.863 | 0'31.683 |

| Vuelta Ideal | |
|--------------|----------|
| 0'48.670 | 0'48.670 |
| 1'30.188 | 0'41.518 |
| 2'00.493 | 0'30.305 |

| Vuelta Ideal | |
|--------------|----------|
| 0'48.679 | 0'48.679 |
| 1'30.227 | 0'41.548 |
| 2'00.671 | 0'30.444 |

| Vuelta Mas Rapida Ideal | |
|-------------------------|----------|
| 0'47.764 | 0'47.764 |
| 1'27.837 | 0'40.073 |
| 1'57.172 | 0'29.335 |



1.490 2.660 3.539

VIII GP CAMION DE LAS NACIONES

TIEMPOS POR VUELTA Tercera carrera (R3)

Circuito de Albacete
04 - 05 de Junio de 2011

| Numero | 30 | | | 31 | | | 32 | | | 33 | | | 34 | | | 35 | | |
|---------------------|-----------|-----------|-----------|-----------|-----------|-----------|-----------|-----------|-----------|-----------|-----------|-----------|-----------|-----------|-----------|-----------|-----------|-----------|
| | T. Vuelta | Parciales | Vel./Pil. | T. Vuelta | Parciales | Vel./Pil. | T. Vuelta | Parciales | Vel./Pil. | T. Vuelta | Parciales | Vel./Pil. | T. Vuelta | Parciales | Vel./Pil. | T. Vuelta | Parciales | Vel./Pil. |
| 1 ^a - 1 | 1'06.131 | 1'06.131 | | 1'08.961 | 1'08.961 | | 1'08.023 | 1'08.023 | | 1'12.155 | 1'12.155 | | 1'05.162 | 1'05.162 | | 1'05.814 | 1'05.814 | |
| 1 ^a - 2 | 1'50.165 | 0'44.034 | | 1'55.394 | 0'46.433 | | 1'53.900 | 0'45.877 | | 1'58.118 | 0'45.963 | | 1'48.802 | 0'43.640 | | 1'49.724 | 0'43.910 | |
| 1 ^a - 3 | 2'21.958 | 0'31.793 | | 2'28.470 | 0'33.076 | | 2'26.485 | 0'32.585 | | 2'31.623 | 0'33.505 | | 2'20.390 | 0'31.588 | | 2'21.523 | 0'31.799 | |
| 2 ^a - 1 | 0'51.983 | 0'51.983 | | 0'53.289 | 0'53.289 | | 0'52.158 | 0'52.158 | | 0'53.802 | 0'53.802 | | 0'52.046 | 0'52.046 | | 0'52.799 | 0'52.799 | |
| 2 ^a - 2 | 1'35.295 | 0'43.312 | | 1'38.674 | 0'45.385 | | 1'37.368 | 0'45.210 | | 1'38.685 | 0'44.883 | | 1'36.806 | 0'44.760 | | 1'36.989 | 0'44.190 | |
| 2 ^a - 3 | 2'08.268 | 0'32.973 | | 2'11.428 | 0'32.754 | | 2'10.043 | 0'32.675 | | 2'12.010 | 0'33.325 | | 2'09.717 | 0'32.911 | | 2'09.701 | 0'32.712 | |
| 3 ^a - 1 | 0'51.362 | 0'51.362 | | 0'53.817 | 0'53.817 | | 0'51.907 | 0'51.907 | | 0'53.145 | 0'53.145 | | 0'52.620 | 0'52.620 | | 0'52.301 | 0'52.301 | |
| 3 ^a - 2 | 1'34.462 | 0'43.100 | | 1'39.392 | 0'45.575 | | 1'36.614 | 0'44.707 | | 1'37.557 | 0'44.412 | | 1'36.611 | 0'43.991 | | 1'36.186 | 0'43.885 | |
| 3 ^a - 3 | 2'06.230 | 0'31.768 | | 2'12.318 | 0'32.926 | | 2'09.853 | 0'33.239 | | 2'10.654 | 0'33.097 | | 2'08.271 | 0'31.660 | | 2'08.113 | 0'31.927 | |
| 4 ^a - 1 | 0'51.301 | 0'51.301 | | 0'53.441 | 0'53.441 | | 0'54.565 | 0'54.565 | | 0'53.743 | 0'53.743 | | 0'52.790 | 0'52.790 | | 1'10.729 | 1'10.729 | |
| 4 ^a - 2 | 1'34.042 | 0'42.741 | | 1'39.128 | 0'45.687 | | 1'39.388 | 0'44.823 | | 1'38.886 | 0'45.143 | | 1'37.010 | 0'44.220 | | 1'55.816 | 0'45.087 | |
| 4 ^a - 3 | 2'05.756 | 0'31.714 | | 2'12.211 | 0'33.083 | | 2'12.399 | 0'33.011 | | 2'11.398 | 0'32.512 | | 2'08.877 | 0'31.867 | | 2'27.783 | 0'31.967 | |
| 5 ^a - 1 | 0'51.202 | 0'51.202 | | 0'53.007 | 0'53.007 | | 0'53.363 | 0'53.363 | | 0'53.003 | 0'53.003 | | 0'51.775 | 0'51.775 | | 0'54.476 | 0'54.476 | |
| 5 ^a - 2 | 1'34.766 | 0'43.564 | | 1'38.461 | 0'45.454 | | 1'37.785 | 0'44.422 | | 1'37.584 | 0'44.581 | | 1'35.802 | 0'44.027 | | 1'38.516 | 0'44.040 | |
| 5 ^a - 3 | 2'07.088 | 0'32.322 | | 2'11.610 | 0'33.149 | | 2'10.772 | 0'32.987 | | 2'10.831 | 0'33.247 | | 2'08.108 | 0'32.306 | | 2'10.519 | 0'32.003 | |
| 6 ^a - 1 | 0'51.597 | 0'51.597 | | 0'53.590 | 0'53.590 | | 0'53.005 | 0'53.005 | | 0'57.731 | 0'57.731 | | 0'51.890 | 0'51.890 | | 0'53.061 | 0'53.061 | |
| 6 ^a - 2 | 1'34.820 | 0'43.223 | | 1'38.768 | 0'45.178 | | 1'37.804 | 0'44.799 | | 1'45.958 | 0'48.227 | | 1'35.932 | 0'44.042 | | 1'37.570 | 0'44.509 | |
| 6 ^a - 3 | 2'06.925 | 0'32.105 | | 2'12.565 | 0'33.797 | | 2'11.098 | 0'33.294 | | 2'25.905 | 0'39.947 | PIT | 2'08.076 | 0'32.144 | | 2'10.993 | 0'33.423 | |
| 7 ^a - 1 | 0'51.519 | 0'51.519 | | 0'54.557 | 0'54.557 | | 0'53.603 | 0'53.603 | | 6'14.171 | 6'14.171 | | 0'52.234 | 0'52.234 | | 0'51.071 | 0'51.071 | |
| 7 ^a - 2 | 1'34.501 | 0'42.982 | | 1'41.214 | 0'46.657 | | 1'38.423 | 0'44.820 | | 7'02.347 | 0'48.176 | | 1'36.590 | 0'44.356 | | 1'34.763 | 0'43.692 | |
| 7 ^a - 3 | 2'06.423 | 0'31.922 | | 2'22.894 | 0'41.680 | PIT | 2'11.483 | 0'33.060 | | 7'38.014 | 0'35.667 | | 2'08.872 | 0'32.282 | | 2'07.411 | 0'32.648 | |
| 8 ^a - 1 | 0'51.496 | 0'51.496 | | 1'41.819 | 1'41.819 | | 0'54.161 | 0'54.161 | | 0'59.157 | 0'59.157 | | 0'52.064 | 0'52.064 | | 0'53.777 | 0'53.777 | |
| 8 ^a - 2 | 1'34.942 | 0'43.446 | | 2'28.193 | 0'46.374 | | 1'38.782 | 0'44.621 | | 1'46.625 | 0'47.468 | | 1'36.148 | 0'44.084 | | 1'37.279 | 0'43.502 | |
| 8 ^a - 3 | 2'06.838 | 0'31.896 | | 3'02.269 | 0'34.076 | | 2'11.636 | 0'32.854 | | 2'21.875 | 0'35.250 | | 2'09.822 | 0'33.674 | | 2'09.421 | 0'32.142 | |
| 9 ^a - 1 | 0'51.934 | 0'51.934 | | 0'53.600 | 0'53.600 | | 0'54.543 | 0'54.543 | | 1'06.102 | 1'06.102 | | 0'52.233 | 0'52.233 | | 0'53.312 | 0'53.312 | |
| 9 ^a - 2 | 1'36.263 | 0'44.329 | | 1'39.399 | 0'45.799 | | 1'39.022 | 0'44.479 | | 1'58.244 | 0'52.142 | | 1'36.551 | 0'44.318 | | 1'38.018 | 0'44.706 | |
| 9 ^a - 3 | 2'08.345 | 0'32.082 | | 2'12.788 | 0'33.389 | | 2'16.141 | 0'37.119 | | 2'33.284 | 0'35.040 | | 2'08.907 | 0'32.356 | | 2'13.647 | 0'35.629 | |
| 10 ^a - 1 | 0'51.552 | 0'51.552 | | 0'56.831 | 0'56.831 | | 0'55.070 | 0'55.070 | | | | | 0'52.473 | 0'52.473 | | 0'51.981 | 0'51.981 | |
| 10 ^a - 2 | 1'35.475 | 0'43.923 | | 1'42.382 | 0'45.551 | | 1'40.137 | 0'45.067 | | | | | 1'37.298 | 0'44.825 | | 1'37.581 | 0'45.600 | |
| 10 ^a - 3 | 2'07.624 | 0'32.149 | | 2'15.587 | 0'33.205 | | 2'14.911 | 0'34.774 | | | | | 2'10.184 | 0'32.886 | | 2'10.427 | 0'32.846 | |
| 11 ^a - 1 | 0'51.452 | 0'51.452 | | 0'54.548 | 0'54.548 | | 0'55.716 | 0'55.716 | | | | | 0'52.545 | 0'52.545 | | 0'54.366 | 0'54.366 | |
| 11 ^a - 2 | 1'34.233 | 0'42.781 | | 1'40.163 | 0'45.615 | | 1'41.535 | 0'45.819 | | | | | 1'38.078 | 0'45.533 | | 1'41.016 | 0'46.650 | |
| 11 ^a - 3 | 2'06.391 | 0'32.158 | | 2'13.851 | 0'33.688 | | 2'14.563 | 0'33.028 | | | | | 2'10.690 | 0'32.612 | | 2'13.524 | 0'32.508 | |
| 12 ^a - 1 | 0'51.590 | 0'51.590 | | 0'56.393 | 0'56.393 | | 0'57.445 | 0'57.445 | | | | | 0'54.197 | 0'54.197 | | 0'52.738 | 0'52.738 | |
| 12 ^a - 2 | 1'35.221 | 0'43.631 | | 1'42.195 | 0'45.802 | | 1'42.805 | 0'45.360 | | | | | 1'39.544 | 0'45.347 | | 1'36.224 | 0'43.486 | |
| 12 ^a - 3 | 2'07.141 | 0'31.920 | | 2'16.149 | 0'33.954 | | 2'15.716 | 0'32.911 | | | | | 2'12.219 | 0'32.675 | | 2'08.797 | 0'32.573 | |
| 13 ^a - 1 | 0'51.872 | 0'51.872 | | | | | | | | | | | | | | | | |
| 13 ^a - 2 | 1'35.236 | 0'43.364 | | | | | | | | | | | | | | | | |
| 13 ^a - 3 | 2'06.907 | 0'31.671 | | | | | | | | | | | | | | | | |

| Vuelta Ideal | |
|--------------|----------|
| 0'51.202 | 0'51.202 |
| 1'33.943 | 0'42.741 |
| 2'05.614 | 0'31.671 |

| Vuelta Ideal | |
|--------------|----------|
| 0'53.007 | 0'53.007 |
| 1'38.185 | 0'45.178 |
| 2'10.939 | 0'32.754 |

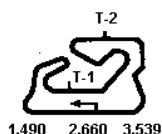
| Vuelta Ideal | |
|--------------|----------|
| 0'51.907 | 0'51.907 |
| 1'36.329 | 0'44.422 |
| 2'08.914 | 0'32.585 |

| Vuelta Ideal | |
|--------------|----------|
| 0'53.003 | 0'53.003 |
| 1'37.415 | 0'44.412 |
| 2'09.927 | 0'32.512 |

| Vuelta Ideal | |
|--------------|----------|
| 0'51.775 | 0'51.775 |
| 1'35.415 | 0'43.640 |
| 2'07.003 | 0'31.588 |

| Vuelta Ideal | |
|--------------|----------|
| 0'51.071 | 0'51.071 |
| 1'34.557 | 0'43.486 |
| 2'06.356 | 0'31.799 |

| Vuelta Mas Rapida Ideal | |
|-------------------------|----------|
| 0'47.764 | 0'47.764 |
| 1'27.837 | 0'40.073 |
| 1'57.172 | 0'29.335 |



VIII GP CAMION DE LAS NACIONES

TIEMPOS POR VUELTA Tercera carrera (R3)

Circuito de Albacete
04 - 05 de Junio de 2011

| Numero | 36 | | | 37 | | | 38 | | | 39 | | | 40 | | | 41 | | |
|---------------------|-----------|-----------|-----------|-----------|-----------|-----------|-----------|-----------|-----------|-----------|-----------|-----------|-----------|-----------|-----------|-----------|-----------|-----------|
| | T. Vuelta | Parciales | Vel./Pil. | T. Vuelta | Parciales | Vel./Pil. | T. Vuelta | Parciales | Vel./Pil. | T. Vuelta | Parciales | Vel./Pil. | T. Vuelta | Parciales | Vel./Pil. | T. Vuelta | Parciales | Vel./Pil. |
| 1 ^a - 1 | 1'07.057 | 1'07.057 | | 1'03.785 | 1'03.785 | | 1'07.576 | 1'07.576 | | 1'02.931 | 1'02.931 | | 1'00.444 | 1'00.444 | | 1'13.834 | 1'13.834 | |
| 1 ^a - 2 | 1'52.217 | 0'45.160 | | 1'46.834 | 0'43.049 | | 1'53.290 | 0'45.714 | | 1'45.481 | 0'42.550 | | 1'42.368 | 0'41.924 | | 2'01.718 | 0'47.884 | |
| 1 ^a - 3 | 2'24.226 | 0'32.009 | | 2'17.913 | 0'31.079 | | 2'25.333 | 0'32.043 | | 2'16.652 | 0'31.171 | | 2'13.150 | 0'30.782 | | 2'36.119 | 0'34.401 | |
| 2 ^a - 1 | 0'52.060 | 0'52.060 | | 0'50.862 | 0'50.862 | | 0'53.268 | 0'53.268 | | 0'49.933 | 0'49.933 | | 0'49.248 | 0'49.248 | | 0'56.193 | 0'56.193 | |
| 2 ^a - 2 | 1'35.890 | 0'43.830 | | 1'34.307 | 0'43.445 | | 1'39.438 | 0'46.170 | | 1'32.780 | 0'42.847 | | 1'30.816 | 0'41.568 | | 1'45.397 | 0'49.204 | |
| 2 ^a - 3 | 2'07.935 | 0'32.045 | | 2'05.927 | 0'31.620 | | 2'11.770 | 0'32.332 | | 2'03.907 | 0'31.127 | | 2'02.095 | 0'31.279 | | 2'20.509 | 0'35.112 | |
| 3 ^a - 1 | 0'51.771 | 0'51.771 | | 0'50.487 | 0'50.487 | | 0'52.730 | 0'52.730 | | 0'51.037 | 0'51.037 | | 0'49.615 | 0'49.615 | | 0'56.651 | 0'56.651 | |
| 3 ^a - 2 | 1'35.818 | 0'44.047 | | 1'33.305 | 0'42.818 | | 1'36.733 | 0'44.003 | | 1'33.804 | 0'42.767 | | 1'31.593 | 0'41.978 | | 1'44.420 | 0'47.769 | |
| 3 ^a - 3 | 2'07.886 | 0'32.068 | | 2'05.192 | 0'31.887 | | 2'09.701 | 0'32.968 | | 2'05.020 | 0'31.216 | | 2'02.309 | 0'30.716 | | 2'18.709 | 0'34.289 | |
| 4 ^a - 1 | 0'53.489 | 0'53.489 | | 0'50.618 | 0'50.618 | | 0'55.608 | 0'55.608 | | 0'50.629 | 0'50.629 | | 0'49.232 | 0'49.232 | | 0'56.507 | 0'56.507 | |
| 4 ^a - 2 | 1'36.815 | 0'43.326 | | 1'33.272 | 0'42.654 | | 1'40.702 | 0'45.094 | | 1'33.449 | 0'42.820 | | 1'31.315 | 0'42.083 | | 1'44.279 | 0'47.772 | |
| 4 ^a - 3 | 2'08.533 | 0'31.718 | | 2'04.547 | 0'31.275 | | 2'13.663 | 0'32.961 | | 2'04.996 | 0'31.547 | | 2'02.121 | 0'30.806 | | 2'18.744 | 0'34.465 | |
| 5 ^a - 1 | 0'51.171 | 0'51.171 | | 0'51.288 | 0'51.288 | | 0'53.117 | 0'53.117 | | 0'50.646 | 0'50.646 | | 0'49.588 | 0'49.588 | | 0'56.297 | 0'56.297 | |
| 5 ^a - 2 | 1'34.808 | 0'43.637 | | 1'34.451 | 0'43.163 | | 1'37.547 | 0'44.430 | | 1'33.368 | 0'42.722 | | 1'31.426 | 0'41.838 | | 1'43.565 | 0'47.268 | |
| 5 ^a - 3 | 2'07.509 | 0'32.701 | | 2'06.079 | 0'31.628 | | 2'10.258 | 0'32.711 | | 2'04.852 | 0'31.484 | | 2'02.346 | 0'30.920 | | 2'19.327 | 0'35.762 | |
| 6 ^a - 1 | 0'51.760 | 0'51.760 | | 0'51.102 | 0'51.102 | | 0'53.289 | 0'53.289 | | 0'51.194 | 0'51.194 | | 0'49.756 | 0'49.756 | | 1'00.994 | 1'00.994 | |
| 6 ^a - 2 | 1'35.819 | 0'44.059 | | 1'34.151 | 0'43.049 | | 1'37.593 | 0'44.304 | | 1'34.300 | 0'43.106 | | 1'31.816 | 0'42.060 | | 1'53.037 | 0'52.043 | |
| 6 ^a - 3 | 2'07.802 | 0'31.983 | | 2'06.006 | 0'31.855 | | 2'10.719 | 0'33.126 | | 2'05.797 | 0'31.497 | | 2'03.400 | 0'31.224 | | 2'28.109 | 0'35.072 | |
| 7 ^a - 1 | 0'52.258 | 0'52.258 | | 0'50.715 | 0'50.715 | | 0'53.340 | 0'53.340 | | 0'50.906 | 0'50.906 | | 0'49.482 | 0'49.482 | | 1'00.909 | 1'00.909 | |
| 7 ^a - 2 | 1'36.463 | 0'44.205 | | 1'33.936 | 0'43.221 | | 1'38.283 | 0'44.943 | | 1'34.405 | 0'43.499 | | 1'31.529 | 0'42.047 | | 1'49.184 | 0'48.275 | |
| 7 ^a - 3 | 2'08.798 | 0'32.335 | | 2'05.361 | 0'31.425 | | 2'11.082 | 0'32.799 | | 2'06.207 | 0'31.802 | | 2'02.553 | 0'31.024 | | 2'24.256 | 0'35.072 | |
| 8 ^a - 1 | 2'36.155 | 2'36.155 | | 0'50.855 | 0'50.855 | | 0'54.132 | 0'54.132 | | 0'51.263 | 0'51.263 | | 0'49.818 | 0'49.818 | | 0'57.555 | 0'57.555 | |
| 8 ^a - 2 | 3'21.717 | 0'45.562 | | 1'33.602 | 0'42.747 | | 1'39.576 | 0'45.444 | | 1'34.472 | 0'43.209 | | 1'32.320 | 0'42.502 | | 1'46.242 | 0'48.687 | |
| 8 ^a - 3 | 3'55.531 | 0'33.814 | | 2'05.100 | 0'31.498 | | 2'12.785 | 0'33.209 | | 2'06.428 | 0'31.956 | | 2'03.683 | 0'31.363 | | 2'20.471 | 0'34.229 | |
| 9 ^a - 1 | 0'54.523 | 0'54.523 | | 0'51.028 | 0'51.028 | | 0'55.072 | 0'55.072 | | 0'50.812 | 0'50.812 | | 0'49.943 | 0'49.943 | | 0'56.959 | 0'56.959 | |
| 9 ^a - 2 | 1'38.860 | 0'44.337 | | 1'34.765 | 0'43.737 | | 1'42.836 | 0'47.764 | | 1'33.840 | 0'43.028 | | 1'32.380 | 0'42.437 | | 1'45.057 | 0'48.098 | |
| 9 ^a - 3 | 2'11.372 | 0'32.512 | | 2'06.700 | 0'31.935 | | 2'15.873 | 0'33.037 | | 2'05.883 | 0'32.043 | | 2'03.470 | 0'31.090 | | 2'19.563 | 0'34.506 | |
| 10 ^a - 1 | 0'51.785 | 0'51.785 | | 0'51.039 | 0'51.039 | | 0'56.814 | 0'56.814 | | 0'51.821 | 0'51.821 | | 0'50.015 | 0'50.015 | | 0'56.613 | 0'56.613 | |
| 10 ^a - 2 | 1'35.236 | 0'43.451 | | 1'34.253 | 0'43.214 | | 1'43.563 | 0'46.749 | | 1'35.471 | 0'43.650 | | 1'32.324 | 0'42.309 | | 1'43.463 | 0'46.850 | |
| 10 ^a - 3 | 2'07.513 | 0'32.277 | | 2'05.961 | 0'31.708 | | 2'18.779 | 0'35.216 | | 2'08.153 | 0'32.682 | | 2'03.452 | 0'31.128 | | 2'17.755 | 0'34.292 | |
| 11 ^a - 1 | 0'51.658 | 0'51.658 | | 0'51.781 | 0'51.781 | | 0'55.308 | 0'55.308 | | 0'51.855 | 0'51.855 | | 0'49.960 | 0'49.960 | | 0'59.734 | 0'59.734 | |
| 11 ^a - 2 | 1'35.688 | 0'44.030 | | 1'34.667 | 0'42.886 | | 1'40.184 | 0'44.876 | | 1'34.699 | 0'42.844 | | 1'32.426 | 0'42.466 | | 1'50.106 | 0'50.372 | |
| 11 ^a - 3 | 2'09.092 | 0'33.404 | | 2'06.840 | 0'32.173 | | 2'12.605 | 0'32.421 | | 2'07.088 | 0'32.389 | | 2'03.778 | 0'31.352 | | 2'26.514 | 0'36.408 | |
| 12 ^a - 1 | 0'51.684 | 0'51.684 | | 0'51.690 | 0'51.690 | | 0'55.162 | 0'55.162 | | 0'51.441 | 0'51.441 | | 0'49.874 | 0'49.874 | | | | |
| 12 ^a - 2 | 1'35.684 | 0'44.000 | | 1'35.437 | 0'43.747 | | 1'41.485 | 0'46.323 | | 1'39.831 | 0'48.390 | | 1'32.343 | 0'42.469 | | | | |
| 12 ^a - 3 | 2'07.717 | 0'32.033 | | 2'07.350 | 0'31.913 | | 2'13.991 | 0'32.506 | | | | | 2'03.584 | 0'31.241 | | | | |
| 13 ^a - 1 | | | | 0'51.030 | 0'51.030 | | | | | | | | 0'50.111 | 0'50.111 | | | | |
| 13 ^a - 2 | | | | 1'34.130 | 0'43.100 | | | | | | | | 1'32.671 | 0'42.560 | | | | |
| 13 ^a - 3 | | | | 2'06.056 | 0'31.926 | | | | | | | | 2'04.321 | 0'31.650 | | | | |

| Vuelta Ideal | |
|--------------|----------|
| 0'51.171 | 0'51.171 |
| 1'34.497 | 0'43.326 |
| 2'06.215 | 0'31.718 |

| Vuelta Ideal | |
|--------------|----------|
| 0'50.487 | 0'50.487 |
| 1'33.141 | 0'42.654 |
| 2'04.220 | 0'31.079 |

| Vuelta Ideal | |
|--------------|----------|
| 0'52.730 | 0'52.730 |
| 1'36.733 | 0'44.003 |
| 2'08.776 | 0'32.043 |

| Vuelta Ideal | |
|--------------|----------|
| 0'49.933 | 0'49.933 |
| 1'32.483 | 0'42.550 |
| 2'03.610 | 0'31.127 |

| Vuelta Ideal | |
|--------------|----------|
| 0'49.232 | 0'49.232 |
| 1'30.800 | 0'41.568 |
| 2'01.516 | 0'30.716 |

| Vuelta Ideal | |
|--------------|----------|
| 0'56.193 | 0'56.193 |
| 1'43.043 | 0'46.850 |
| 2'17.272 | 0'34.229 |

VIII GP CAMION DE LAS NACIONES

Circuito de Albacete
04 - 05 de Junio de 2011

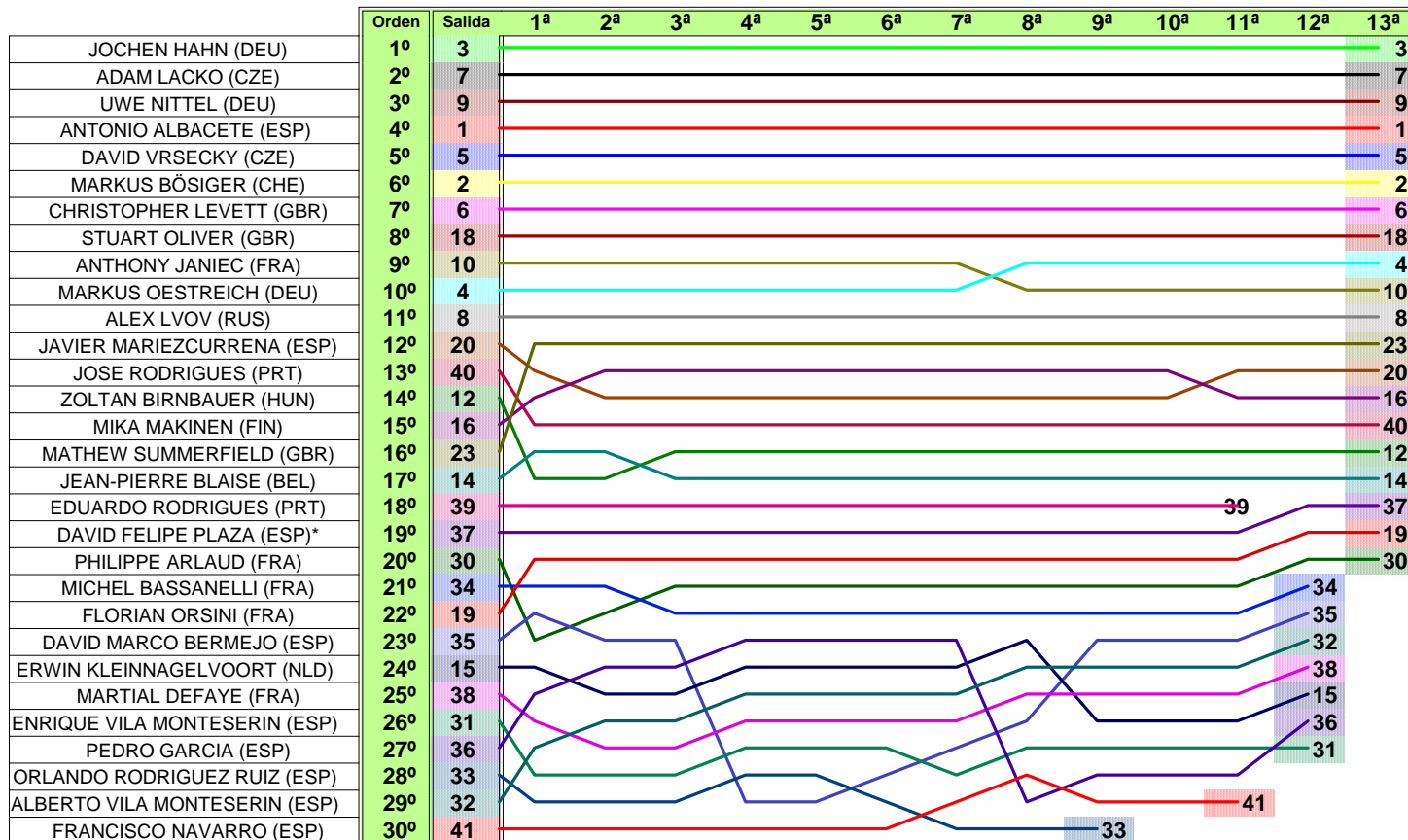
Clasificación por Sectores Tercera carrera (R3)

| Sector - 1 | | | Sector - 2 | | | Sector - 3 | | | Vuelta Ideal vs Vuelta Rapida | | | |
|------------|-----------|--------|------------|--------|-----------|------------|------|-----------|-------------------------------|-----------|------|--|
| Ord. | Nº piloto | Tiempo | Nº piloto | Tiempo | Nº piloto | Tiempo | Ord. | Nº piloto | V. Ideal | V. Rapida | Ord. | |
| 1 | 3 | 47.764 | 3 | 40.073 | 3 | 29.335 | 1 | 3 | 1'57.172 | 1'57.516 | 1 | |
| 2 | 1 | 47.861 | 9 | 40.122 | 1 | 29.635 | 2 | 1 | 1'57.822 | 1'58.053 | 2 | |
| 3 | 7 | 47.897 | 1 | 40.326 | 7 | 29.672 | 3 | 7 | 1'57.920 | 1'58.209 | 4 | |
| 4 | 2 | 48.026 | 7 | 40.351 | 9 | 29.796 | 4 | 9 | 1'57.961 | 1'58.195 | 3 | |
| 5 | 9 | 48.043 | 4 | 40.553 | 5 | 29.911 | 5 | 5 | 1'58.690 | 1'58.891 | 5 | |
| 6 | 5 | 48.056 | 18 | 40.574 | 2 | 29.916 | 6 | 2 | 1'58.722 | 1'59.095 | 6 | |
| 7 | 18 | 48.290 | 5 | 40.723 | 6 | 29.977 | 7 | 18 | 1'58.844 | 1'59.172 | 7 | |
| 8 | 6 | 48.380 | 10 | 40.738 | 4 | 30.078 | 8 | 6 | 1'59.098 | 1'59.320 | 8 | |
| 9 | 10 | 48.545 | 6 | 40.741 | 18 | 30.080 | 9 | 4 | 1'59.368 | 1'59.807 | 10 | |
| 10 | 20 | 48.670 | 2 | 40.780 | 10 | 30.119 | 10 | 10 | 1'59.402 | 1'59.483 | 9 | |
| 11 | 23 | 48.679 | 8 | 40.795 | 8 | 30.189 | 11 | 8 | 1'59.726 | 2'00.089 | 11 | |
| 12 | 4 | 48.737 | 16 | 41.372 | 12 | 30.237 | 12 | 20 | 2'00.493 | 2'01.324 | 13 | |
| 13 | 8 | 48.742 | 20 | 41.518 | 20 | 30.305 | 13 | 23 | 2'00.671 | 2'01.221 | 12 | |
| 14 | 16 | 49.142 | 12 | 41.543 | 23 | 30.444 | 14 | 12 | 2'00.949 | 2'01.567 | 15 | |
| 15 | 12 | 49.169 | 23 | 41.548 | 16 | 30.576 | 15 | 16 | 2'01.090 | 2'01.426 | 14 | |
| 16 | 40 | 49.232 | 40 | 41.568 | 40 | 30.716 | 16 | 40 | 2'01.516 | 2'02.095 | 16 | |
| 17 | 14 | 49.832 | 14 | 42.108 | 14 | 30.864 | 17 | 14 | 2'02.804 | 2'02.921 | 17 | |
| 18 | 39 | 49.933 | 39 | 42.550 | 37 | 31.079 | 18 | 39 | 2'03.610 | 2'03.907 | 18 | |
| 19 | 37 | 50.487 | 37 | 42.654 | 39 | 31.127 | 19 | 37 | 2'04.220 | 2'04.547 | 19 | |
| 20 | 19 | 50.892 | 30 | 42.741 | 34 | 31.588 | 20 | 30 | 2'05.614 | 2'05.756 | 20 | |
| 21 | 35 | 51.071 | 19 | 43.288 | 15 | 31.635 | 21 | 19 | 2'05.863 | 2'06.229 | 21 | |
| 22 | 36 | 51.171 | 36 | 43.326 | 30 | 31.671 | 22 | 36 | 2'06.215 | 2'07.509 | 23 | |
| 23 | 30 | 51.202 | 35 | 43.486 | 19 | 31.683 | 23 | 35 | 2'06.356 | 2'07.411 | 22 | |
| 24 | 15 | 51.375 | 34 | 43.640 | 36 | 31.718 | 24 | 15 | 2'06.853 | 2'07.714 | 24 | |
| 25 | 34 | 51.775 | 15 | 43.843 | 35 | 31.799 | 25 | 34 | 2'07.003 | 2'08.076 | 25 | |
| 26 | 32 | 51.907 | 38 | 44.003 | 38 | 32.043 | 26 | 38 | 2'08.776 | 2'09.701 | 26 | |
| 27 | 38 | 52.730 | 33 | 44.412 | 33 | 32.512 | 27 | 32 | 2'08.914 | 2'09.853 | 27 | |
| 28 | 33 | 53.003 | 32 | 44.422 | 32 | 32.585 | 28 | 33 | 2'09.927 | 2'10.654 | 28 | |
| 29 | 31 | 53.007 | 31 | 45.178 | 31 | 32.754 | 29 | 31 | 2'10.939 | 2'11.428 | 29 | |
| 30 | 41 | 56.193 | 41 | 46.850 | 41 | 34.229 | 30 | 41 | 2'17.272 | 2'17.755 | 30 | |

VIII GP CAMION DE LAS NACIONES

CUENTAVUELTAS GRAFICO Tercera carrera (R3)

Circuito de Albacete
04 - 05 de Junio de 2011



VIII GP CAMION DE LAS NACIONES

CLASIFICACION OFICIAL 3ª CARRERA (R3)

Circuito de Albacete
04 - 05 de Junio de 2011

| Clas. | Nº | Concurrent / Entrant | Marque / Make | Pilotes / Driver | Eq. | Cat. | Clas. | N.V. | Tiempo | Promedio | Dif 1º | V.R. | Tiempo | Promedio |
|-------|----|---------------------------------------|---------------|-------------------------------|-----|------|-------|------|-----------|----------|----------|------|----------|----------|
| 1 | 3 | JOCHEN HAHN (DEU) | MAN | JOCHEN HAHN (DEU) | | | | 13 | 25'47.983 | 106.995 | | 2 | 1'57.516 | 108.415 |
| 2 | 7 | MKR TEAM 14 JUNIORS (CZE) | RENAULT | ADAM LACKO (CZE) | T3 | CE | 1º | 13 | 25'52.770 | 106.665 | 4"787 | 2 | 1'58.209 | 107.779 |
| 3 | 9 | TRUCK SPORT LUTZ BERNAU (DEU) | MAN | UWE NITTEL (DEU) | T5 | | | 13 | 25'54.490 | 106.547 | 6"507 | 2 | 1'58.195 | 107.792 |
| 4 | 1 | EQUIPO CEPESA (ESP) | MAN | ANTONIO ALBACETE (ESP) | T5 | CE | 2º | 13 | 25'57.562 | 106.337 | 9"579 | 2 | 1'58.053 | 107.922 |
| 5 | 5 | BUGGYRA INT. RACING SYSTEM (CZE) | FREIGHTLINER | DAVID VRSECKY (CZE) | T1 | | | 13 | 26'04.080 | 105.894 | 16"097 | 2 | 1'58.891 | 107.161 |
| 6 | 2 | MKR TECHNOLOGY (CZE) | RENAULT | MARKUS BÖSIGER (CHE) | T2 | | | 13 | 26'07.090 | 105.690 | 19"107 | 2 | 1'59.095 | 106.977 |
| 7 | 6 | BUGGYRA INT. RACING SYSTEM (CZE) | FREIGHTLINER | CHRISTOPHER LEVETT (GBR) | T1 | | | 13 | 26'14.712 | 105.179 | 26"729 | 2 | 1'59.320 | 106.776 |
| 8 | 18 | TRUCK RACE TEAM ALLGÄUER (AUT) | MAN | STUART OLIVER (GBR) | | | | 13 | 26'17.430 | 104.997 | 29"447 | 2 | 1'59.172 | 106.908 |
| 9 | 4 | MKR TECHNOLOGY (CZE) | RENAULT | MARKUS OESTREICH (DEU) | T2 | | | 13 | 26'17.902 | 104.966 | 29"919 | 3 | 1'59.807 | 106.342 |
| 10 | 10 | MKR TEAM 14 JUNIORS (CZE) | RENAULT | ANTHONY JANIEC (FRA) | T3 | | | 13 | 26'20.550 | 104.790 | 32"567 | 2 | 1'59.483 | 106.630 |
| 11 | 8 | TRUCK RACE TEAM ALLGÄUER (AUT) | MAN | ALEX LVOV (RUS) | | | | 13 | 26'27.668 | 104.320 | 39"685 | 3 | 2'00.089 | 106.092 |
| 12 | 23 | MATHEW SUMMERFIELD (GBR) | MAN | MATHEW SUMMERFIELD (GBR) | | | | 13 | 26'38.753 | 103.597 | 50"770 | 2 | 2'01.221 | 105.101 |
| 13 | 20 | JAVIER MARIEZCURRENA (ESP) | MAN | JAVIER MARIEZCURRENA (ESP) | | CE | 3º | 13 | 26'38.869 | 103.589 | 50"886 | 5 | 2'01.324 | 105.012 |
| 14 | 16 | MIKA MAKINEN (FIN) | MAN | MIKA MAKINEN (FIN) | T4 | | | 13 | 26'42.469 | 103.357 | 54"486 | 5 | 2'01.426 | 104.924 |
| 15 | 40 | JOSE RODRIGUES (PRT) | MAN | JOSE RODRIGUES (PRT) | | CE | 4º | 13 | 26'49.902 | 102.880 | 1'01"919 | 2 | 2'02.095 | 104.349 |
| 16 | 12 | ZOLTAN BIRNBAUER (HUN) | MAN | ZOLTAN BIRNBAUER (HUN) | T4 | | | 13 | 26'50.375 | 102.849 | 1'02"392 | 4 | 2'01.567 | 104.802 |
| 17 | 14 | JEAN-PIERRE BLAISE (BEL) | RENAULT | JEAN-PIERRE BLAISE (BEL) | | | | 13 | 27'10.451 | 101.583 | 1'22"468 | 2 | 2'02.921 | 103.648 |
| 18 | 37 | MOTOR CLUB CIRCUITO DE ALBACETE (ESP) | MAN | DAVID FELIPE PLAZA (ESP)* | | CE | 5º | 13 | 27'29.032 | 100.438 | 1'41"049 | 4 | 2'04.547 | 102.294 |
| 19 | 19 | FLORIAN ORSINI (FRA) | MERCEDES | FLORIAN ORSINI (FRA) | | | | 13 | 27'45.538 | 99.443 | 1'57"555 | 2 | 2'06.229 | 100.931 |
| 20 | 30 | PHILIPPE ARLAUD (FRA)* | VOLVO | PHILIPPE ARLAUD (FRA) | | | | 13 | 27'45.894 | 99.422 | 1'57"911 | 4 | 2'05.756 | 101.311 |
| 21 | 34 | MICHEL BASSANELLI (FRA) | DAF | MICHEL BASSANELLI (FRA) | | CE | 6º | 12 | 26'04.133 | 97.745 | 1 Vta. | 6 | 2'08.076 | 99.476 |
| 22 | 35 | DAVID MARCO BERMEJO (ESP) | MAN | DAVID MARCO BERMEJO (ESP) | | | | 12 | 26'31.859 | 96.042 | 1 Vta. | 7 | 2'07.411 | 99.995 |
| 23 | 32 | ALBERTO VILA MONTESERIN (ESP) | MERCEDES | ALBERTO VILA MONTESERIN (ESP) | | | | 12 | 26'45.100 | 95.250 | 1 Vta. | 3 | 2'09.853 | 98.115 |
| 24 | 38 | MARTIAL DEFAYE (FRA) | DAF | MARTIAL DEFAYE (FRA) | | | | 12 | 26'46.559 | 95.163 | 1 Vta. | 3 | 2'09.701 | 98.230 |
| 25 | 15 | ERWIN KLEINAGELVOORT (NLD) | SCANIA | ERWIN KLEINAGELVOORT (NLD) | | | | 12 | 27'02.630 | 94.221 | 1 Vta. | 12 | 2'07.714 | 99.758 |
| 26 | 36 | PEDRO GARCIA (ESP)* | IVECO | PEDRO GARCIA (ESP) | | | | 12 | 27'43.914 | 91.883 | 1 Vta. | 5 | 2'07.509 | 99.918 |
| 27 | 31 | ENRIQUE VILA MONTESERIN (ESP) | MERCEDES | ENRIQUE VILA MONTESERIN (ESP) | | | | 12 | 27'52.140 | 91.431 | 1 Vta. | 2 | 2'11.428 | 96.939 |
| 28 | 41 | FRANCISCO NAVARRO (ESP) | RENAULT | FRANCISCO NAVARRO (ESP) | | | | 11 | 26'10.076 | 89.260 | 2 Vta. | 10 | 2'17.755 | 92.486 |
| 29 | 33 | ORLANDO RODRIGUEZ RUIZ (ESP) | MERCEDES | ORLANDO RODRIGUEZ RUIZ (ESP) | | CE | 8º | 9 | 26'15.594 | 72.775 | 4 Vta. | 3 | 2'10.654 | 97.513 |

EXCLUIDO el participante nº 39 en virtud del Art. 17 del Reglamento del Campeonato de Camiones.

Vuelta mas rapida JOCHEN HAHN (DEU) en 1'57.516 a 108.415 Km/h.

PROVISIONAL

Circuito de Albacete 05 de Junio de 2011

A las Horas.

EL DIRECTOR DE CARRERA

EL JEFE DE CRONOMETRAJE

DEFINITIVA

Circuito de Albacete 05 de Junio de 2011

A las Horas.

LOS COMISARIOS DEPORTIVOS



VIII GP CAMION DE LAS NACIONES

PARRILLA DE SALIDA Cuarta Carrera (R2)

Circuito de Albacete
04 - 05 de Junio de 2011

| Num. | piloto | Tiempo | Fila | Num. | piloto | Tiempo |
|------|-----------------------------|-----------------|----------------|------|---------------------------|-----------------|
| 33 | RLANDO RODRIGUEZ RUIZ (ESP) | 26'15.594-9 v. | 15 | 39 | EDUARDO RODRIGUES (PRT) | |
| 31 | RIQUE VILA MONTESERIN (ESP) | 27'52.140-12 v. | 14 | 41 | FRANCISCO NAVARRO (ESP) | 26'10.076-11 v. |
| 15 | RWIN KLEINNAGELVOORT (NLD) | 27'02.630-12 v. | 13 | 36 | PEDRO GARCIA (ESP) | 27'43.914-12 v. |
| 32 | BERTO VILA MONTESERIN (ESP) | 26'45.100-12 v. | 12 | 38 | MARTIAL DEFAYE (FRA) | 26'46.559-12 v. |
| 34 | MICHEL BASSANELLI (FRA) | 26'04.133-12 v. | 11 | 35 | DAVID MARCO BERMEJO (ESP) | 26'31.859-12 v. |
| 19 | FLORIAN ORSINI (FRA) | 27'45.538-13 v. | 10 | 30 | PHILIPPE ARLAUD (FRA) | 27'45.894-13 v. |
| 14 | JEAN-PIERRE BLAISE (BEL) | 27'10.451-13 v. | 9 | 37 | DAVID FELIPE PLAZA (ESP)* | 27'29.032-13 v. |
| 40 | JOSE RODRIGUES (PRT) | 26'49.902-13 v. | 8 | 12 | ZOLTAN BIRNBAUER (HUN) | 26'50.375-13 v. |
| 20 | JAVIER MARIEZCURRENA (ESP) | 26'38.869-13 v. | 7 | 16 | MIKA MAKINEN (FIN) | 26'42.469-13 v. |
| 8 | ALEX LVOV (RUS) | 26'27.668-13 v. | 6 | 23 | MATHEW SUMMERFIELD (GBR) | 26'38.753-13 v. |
| 4 | MARKUS OESTREICH (DEU) | 26'17.902-13 v. | 5 | 10 | ANTHONY JANIEC (FRA) | 26'20.550-13 v. |
| 7 | ADAM LACKO (CZE) | 25'52.770-13 v. | 4 | 3 | JOCHEN HAHN (DEU) | 25'47.983-13 v. |
| 1 | ANTONIO ALBACETE (ESP) | 25'57.562-13 v. | 3 | 9 | UWE NITTEL (DEU) | 25'54.490-13 v. |
| 2 | MARKUS BÖSIGER (CHE) | 26'07.090-13 v. | 2 | 5 | DAVID VRSECKY (CZE) | 26'04.080-13 v. |
| 18 | STUART OLIVER (GBR) | 26'17.430-13 v. | 1 | 6 | CHRISTOPHER LEVETT (GBR) | 26'14.712-13 v. |



LOS COMISARIOS DEPORTIVOS

JEFE de CRONOMETRAJE



CRONOMETRAJE
Santísima Trinidad 30 28010 MADRID
Tel y Fax 91.448.32.06
www.cronococa.com
e-mail: info@cronococa.com



VIII GP CAMION DE LAS NACIONES

CLASIFICACION PROVISIONAL Cuarta Carrera (R2)

Circuito de Albacete
04 - 05 de Junio de 2011

| Clas. | Nº | Concurrent / Entrant | Marque / Make | Pilotes / Driver | Eq. | Cat. | Clas. | N.V. | Tiempo | Promedio | Dif 1º | V.R. | Tiempo | Promedio |
|------------------------|----|---------------------------------------|---------------|------------------------------|-----|------|-------|------|-----------|----------|----------|------|----------|----------|
| 1 | 1 | EQUIPO CEPSE (ESP) | MAN | ANTONIO ALBACETE (ESP) | T5 | CE | 1º | 13 | 26'07.815 | 105.641 | | 2 | 1'58.850 | 107.198 |
| 2 | 3 | JOCHEN HAHN (DEU) | MAN | JOCHEN HAHN (DEU) | | | | 13 | 26'08.140 | 105.619 | 0"325 | 4 | 1'59.111 | 106.963 |
| 3 | 2 | MKR TECHNOLOGY (CZE) | RENAULT | MARKUS BÖSIGER (CHE) | T2 | | | 13 | 26'19.244 | 104.877 | 11"429 | 2 | 2'00.189 | 106.004 |
| 4 | 18 | TRUCK RACE TEAM ALLGÄUER (AUT) | MAN | STUART OLIVER (GBR) | | | | 13 | 26'21.147 | 104.751 | 13"332 | 3 | 1'59.543 | 106.576 |
| 5 | 5 | BUGGYRA INT. RACING SYSTEM (CZE) | FREIGHTLINER | DAVID VRSECKY (CZE) | T1 | | | 13 | 26'21.703 | 104.714 | 13"888 | 2 | 2'00.231 | 105.967 |
| 6 | 20 | JAVIER MARIEZCURRENA (ESP) | MAN | JAVIER MARIEZCURRENA (ESP) | | CE | 2º | 13 | 26'22.561 | 104.657 | 14"746 | 2 | 1'59.397 | 106.707 |
| 7 | 7 | MKR TEAM 14 JUNIORS (CZE) | RENAULT | ADAM LACKO (CZE) | T3 | CE | 3º | 13 | 26'22.620 | 104.653 | 14"805 | 2 | 2'00.424 | 105.797 |
| 8 | 4 | MKR TECHNOLOGY (CZE) | RENAULT | MARKUS OESTREICH (DEU) | T2 | | | 13 | 26'23.477 | 104.596 | 15"662 | 3 | 1'59.309 | 106.785 |
| 9 | 6 | BUGGYRA INT. RACING SYSTEM (CZE) | FREIGHTLINER | CHRISTOPHER LEVETT (GBR) | T1 | | | 13 | 26'31.710 | 104.055 | 23"895 | 2 | 1'59.974 | 106.194 |
| 10 | 10 | MKR TEAM 14 JUNIORS (CZE) | RENAULT | ANTHONY JANIEC (FRA) | T3 | | | 13 | 26'42.915 | 103.328 | 35"100 | 2 | 1'59.633 | 106.496 |
| 11 | 16 | MIKA MAKINEN (FIN) | MAN | MIKA MAKINEN (FIN) | T4 | | | 13 | 26'55.795 | 102.504 | 47"980 | 3 | 2'01.919 | 104.499 |
| 12 | 12 | ZOLTAN BIRNBAUER (HUN) | MAN | ZOLTAN BIRNBAUER (HUN) | T4 | | | 13 | 27'02.214 | 102.099 | 54"399 | 10 | 2'02.890 | 103.674 |
| 13 | 23 | MATHEW SUMMERFIELD (GBR) | MAN | MATHEW SUMMERFIELD (GBR) | | | | 13 | 27'04.185 | 101.975 | 56"370 | 3 | 2'01.461 | 104.893 |
| 14 | 40 | JOSE RODRIGUES (PRT) | MAN | JOSE RODRIGUES (PRT) | | CE | 4º | 13 | 27'10.912 | 101.554 | 1'03"097 | 9 | 2'02.867 | 103.693 |
| 15 | 14 | JEAN-PIERRE BLAISE (BEL) | RENAULT | JEAN-PIERRE BLAISE (BEL) | | | | 13 | 27'13.888 | 101.369 | 1'06"073 | 10 | 2'03.801 | 102.911 |
| 16 | 15 | ERWIN KLEINAGELVOORT (NLD) | SCANIA | ERWIN KLEINAGELVOORT (NLD) | | | | 13 | 28'03.969 | 98.355 | 1'56"154 | 4 | 2'06.704 | 100.553 |
| 17 | 9 | TRUCK SPORT LUTZ BERNAU (DEU) | MAN | UWE NITTEL (DEU) | T5 | | | 12 | 26'09.999 | 97.379 | | 2 | 2'00.645 | 105.603 |
| 18 | 19 | FLORIAN ORSINI (FRA) | MERCEDES | FLORIAN ORSINI (FRA) | | | | 12 | 26'10.569 | 97.344 | 1 Vta. | 5 | 2'06.562 | 100.666 |
| 19 | 36 | PEDRO GARCIA (ESP)* | IVECO | PEDRO GARCIA (ESP) | | | | 12 | 26'11.407 | 97.292 | 1 Vta. | 11 | 2'06.770 | 100.501 |
| 20 | 35 | DAVID MARCO BERMEJO (ESP) | MAN | DAVID MARCO BERMEJO (ESP) | | | | 12 | 26'14.076 | 97.127 | 1 Vta. | 11 | 2'06.728 | 100.534 |
| 21 | 34 | MICHEL BASSANELLI (FRA) | DAF | MICHEL BASSANELLI (FRA) | | CE | 5º | 12 | 26'22.361 | 96.619 | 1 Vta. | 3 | 2'08.442 | 99.192 |
| 22 | 33 | ORLANDO RODRIGUEZ RUIZ (ESP) | MERCEDES | ORLANDO RODRIGUEZ RUIZ (ESP) | | CE | 6º | 12 | 27'17.422 | 93.370 | 1 Vta. | 2 | 2'12.229 | 96.352 |
| 23 | 32 | ALBERTO VILA MONTESEIN (ESP) | MERCEDES | ALBERTO VILA MONTESEIN (ESP) | | | | 12 | 27'18.557 | 93.305 | 1 Vta. | 4 | 2'10.059 | 97.959 |
| 24 | 37 | MOTOR CLUB CIRCUITO DE ALBACETE (ESP) | MAN | DAVID FELIPE PLAZA (ESP)* | | CE | 7º | 12 | 27'20.716 | 93.182 | 1 Vta. | 6 | 2'04.242 | 102.546 |
| 25 | 31 | ENRIQUE VILA MONTESEIN (ESP) | MERCEDES | ENRIQUE VILA MONTESEIN (ESP) | | | | 12 | 27'23.115 | 93.046 | 1 Vta. | 6 | 2'13.885 | 95.160 |
| 26 | 38 | MARTIAL DEFAYE (FRA) | DAF | MARTIAL DEFAYE (FRA) | | | | 12 | 27'25.248 | 92.926 | 1 Vta. | 3 | 2'10.259 | 97.809 |
| 27 | 8 | TRUCK RACE TEAM ALLGÄUER (AUT) | MAN | ALEX LVOV (RUS) | | | | 11 | 26'44.945 | 87.321 | 2 Vta. | 6 | 2'00.721 | 105.536 |
| 28 | 41 | FRANCISCO NAVARRO (ESP) | RENAULT | FRANCISCO NAVARRO (ESP) | | | | 11 | 27'26.163 | 85.134 | 2 Vta. | 5 | 2'18.649 | 91.890 |
| NO CLASIFICADOS | | | | | | | | | | | | | | |
| 29 | 30 | PHILIPPE ARLAUD (FRA)* | VOLVO | PHILIPPE ARLAUD (FRA) | | | | 6 | 12'57.402 | 98.331 | 7 Vta. | 4 | 2'06.736 | 100.528 |
| 30 | 39 | EDUARDO RODRIGUES (PRT) | MAN | EDUARDO RODRIGUES (PRT) | | CE | 8º | 6 | 13'20.921 | 95.444 | 7 Vta. | 3 | 2'03.269 | 103.355 |

Vuelta mas rapida ANTONIO ALBACETE (ESP) en 1'58.850 a 107.198 Km/h.

PROVISIONAL

Circuito de Albacete 05 de Junio de 2011

A las 15:32 Horas.

EL DIRECTOR DE CARRERA

EL JEFE DE CRONOMETRAJE

DEFINITIVA

Circuito de Albacete 05 de Junio de 2011

A las Horas.

LOS COMISARIOS DEPORTIVOS

VIII GP CAMION DE LAS NACIONES

TIEMPOS POR VUELTA Cuarta Carrera (R2)

Circuito de Albacete
04 - 05 de Junio de 2011

| Numero | 7 | | | 8 | | | 9 | | | 10 | | | 12 | | | 14 | | |
|---------|-----------|-----------|-----------|-----------|-----------|-----------|-----------|-----------|-----------|-----------|-----------|-----------|-----------|-----------|-----------|-----------|-----------|-----------|
| | T. Vuelta | Parciales | Vel./Pil. | T. Vuelta | Parciales | Vel./Pil. | T. Vuelta | Parciales | Vel./Pil. | T. Vuelta | Parciales | Vel./Pil. | T. Vuelta | Parciales | Vel./Pil. | T. Vuelta | Parciales | Vel./Pil. |
| 1ª - 1 | 0:56.385 | 0:56.385 | | 5:11.592 | 5:11.592 | | 0:55.261 | 0:55.261 | | 0:58.344 | 0:58.344 | | 1:01.223 | 1:01.223 | | 1:00.200 | 1:00.200 | |
| 1ª - 2 | 1:38.614 | 0:42.229 | | 5:52.827 | 0:41.235 | | 1:36.078 | 0:40.817 | | 1:43.262 | 0:44.918 | | 1:45.599 | 0:44.376 | | 1:45.286 | 0:45.086 | |
| 1ª - 3 | 2:08.735 | 0:30.121 | | 6:22.856 | 0:30.029 | | 2:06.402 | 0:30.324 | | 2:14.580 | 0:31.318 | | 2:18.917 | 0:33.318 | | 2:18.060 | 0:32.774 | |
| 2ª - 1 | 0:48.672 | 0:48.672 | | 0:49.799 | 0:49.799 | | 0:49.411 | 0:49.411 | | 0:48.558 | 0:48.558 | | 0:49.809 | 0:49.809 | | 0:50.061 | 0:50.061 | |
| 2ª - 2 | 1:29.888 | 0:41.216 | | 1:31.579 | 0:41.780 | | 1:30.228 | 0:40.817 | | 1:29.591 | 0:41.033 | | 1:32.105 | 0:42.296 | | 1:32.570 | 0:42.509 | |
| 2ª - 3 | 2:00.424 | 0:30.536 | | 2:02.137 | 0:30.558 | | 2:00.645 | 0:30.417 | | 1:59.633 | 0:30.042 | | 2:03.910 | 0:31.805 | | 2:04.102 | 0:31.532 | |
| 3ª - 1 | 0:48.490 | 0:48.490 | | 0:50.489 | 0:50.489 | | 0:48.780 | 0:48.780 | | 0:48.753 | 0:48.753 | | 0:50.314 | 0:50.314 | | 0:50.476 | 0:50.476 | |
| 3ª - 2 | 1:29.740 | 0:41.250 | | 1:32.350 | 0:41.861 | | 1:30.011 | 0:41.231 | | 1:29.783 | 0:41.030 | | 1:32.857 | 0:42.543 | | 1:33.104 | 0:42.628 | |
| 3ª - 3 | 2:00.636 | 0:30.896 | | 2:03.033 | 0:30.683 | | 2:07.999 | 0:37.988 | PIT | 1:59.901 | 0:30.118 | | 2:04.078 | 0:31.221 | | 2:04.720 | 0:31.616 | |
| 4ª - 1 | 0:48.907 | 0:48.907 | | 0:49.757 | 0:49.757 | | 1:35.425 | 1:35.425 | | 0:48.888 | 0:48.888 | | 0:49.917 | 0:49.917 | | 0:50.987 | 0:50.987 | |
| 4ª - 2 | 1:30.147 | 0:41.240 | | 1:31.447 | 0:41.690 | | 2:21.168 | 0:45.743 | | 1:30.257 | 0:41.369 | | 1:32.428 | 0:42.511 | | 1:33.743 | 0:42.756 | |
| 4ª - 3 | 2:00.454 | 0:30.307 | | 2:02.064 | 0:30.617 | | 2:52.079 | 0:30.911 | | 2:00.679 | 0:30.422 | | 2:03.526 | 0:31.098 | | 2:04.790 | 0:31.047 | |
| 5ª - 1 | 0:48.977 | 0:48.977 | | 0:49.894 | 0:49.894 | | 0:49.764 | 0:49.764 | | 0:49.089 | 0:49.089 | | 0:49.583 | 0:49.583 | | 0:50.816 | 0:50.816 | |
| 5ª - 2 | 1:30.289 | 0:41.312 | | 1:31.321 | 0:41.427 | | 1:34.295 | 0:44.531 | | 1:30.512 | 0:41.423 | | 1:32.676 | 0:43.093 | | 1:34.359 | 0:43.543 | |
| 5ª - 3 | 2:00.731 | 0:30.442 | | 2:01.701 | 0:30.380 | | 2:04.827 | 0:30.532 | | 2:01.193 | 0:30.681 | | 2:04.018 | 0:31.342 | | 2:05.355 | 0:30.996 | |
| 6ª - 1 | 0:48.922 | 0:48.922 | | 0:49.100 | 0:49.100 | | 0:49.162 | 0:49.162 | | 0:50.346 | 0:50.346 | | 0:50.093 | 0:50.093 | | 0:50.763 | 0:50.763 | |
| 6ª - 2 | 1:30.202 | 0:41.280 | | 1:30.313 | 0:41.213 | | 1:31.157 | 0:41.995 | | 1:32.572 | 0:42.226 | | 1:32.663 | 0:42.570 | | 1:33.477 | 0:42.714 | |
| 6ª - 3 | 2:00.903 | 0:30.701 | | 2:00.721 | 0:30.408 | | 2:01.547 | 0:30.390 | | 2:03.120 | 0:30.548 | | 2:03.460 | 0:30.797 | | 2:04.548 | 0:31.071 | |
| 7ª - 1 | 0:49.387 | 0:49.387 | | 0:49.265 | 0:49.265 | | 0:49.686 | 0:49.686 | | 0:49.269 | 0:49.269 | | 0:49.948 | 0:49.948 | | 0:50.754 | 0:50.754 | |
| 7ª - 2 | 1:31.222 | 0:41.835 | | 1:30.777 | 0:41.512 | | 1:31.197 | 0:41.511 | | 1:30.848 | 0:41.579 | | 1:32.540 | 0:42.592 | | 1:35.455 | 0:44.701 | |
| 7ª - 3 | 2:01.714 | 0:30.492 | | 2:01.528 | 0:30.751 | | 2:01.637 | 0:30.440 | | 2:01.485 | 0:30.637 | | 2:03.550 | 0:31.010 | | 2:06.363 | 0:30.908 | |
| 8ª - 1 | 0:49.177 | 0:49.177 | | 0:49.872 | 0:49.872 | | 0:49.777 | 0:49.777 | | 0:49.406 | 0:49.406 | | 0:50.091 | 0:50.091 | | 0:50.368 | 0:50.368 | |
| 8ª - 2 | 1:30.705 | 0:41.528 | | 1:31.713 | 0:41.841 | | 1:31.353 | 0:41.576 | | 1:31.144 | 0:41.738 | | 1:32.157 | 0:42.066 | | 1:33.117 | 0:42.749 | |
| 8ª - 3 | 2:01.101 | 0:30.396 | | 2:02.686 | 0:30.973 | | 2:01.820 | 0:30.467 | | 2:01.851 | 0:30.707 | | 2:03.716 | 0:31.559 | | 2:04.003 | 0:30.886 | |
| 9ª - 1 | 0:49.173 | 0:49.173 | | 0:50.837 | 0:50.837 | | 0:50.695 | 0:50.695 | | 0:49.699 | 0:49.699 | | 0:50.234 | 0:50.234 | | 0:50.671 | 0:50.671 | |
| 9ª - 2 | 1:30.580 | 0:41.407 | | 1:33.075 | 0:42.238 | | 1:35.868 | 0:45.173 | | 1:31.492 | 0:41.793 | | 1:32.263 | 0:42.029 | | 1:33.486 | 0:42.815 | |
| 9ª - 3 | 2:01.041 | 0:30.461 | | 2:03.724 | 0:30.649 | | 2:07.911 | 0:32.043 | | 2:01.944 | 0:30.452 | | 2:03.280 | 0:31.017 | | 2:04.498 | 0:31.012 | |
| 10ª - 1 | 0:49.251 | 0:49.251 | | 0:50.242 | 0:50.242 | | 0:52.385 | 0:52.385 | | 0:49.190 | 0:49.190 | | 0:49.851 | 0:49.851 | | 0:50.147 | 0:50.147 | |
| 10ª - 2 | 1:30.754 | 0:41.503 | | 1:31.688 | 0:41.446 | | 1:36.193 | 0:43.808 | | 1:31.085 | 0:41.895 | | 1:32.187 | 0:42.296 | | 1:32.965 | 0:42.818 | |
| 10ª - 3 | 2:01.912 | 0:31.158 | | 2:02.165 | 0:30.477 | | 2:07.699 | 0:31.506 | | 2:01.752 | 0:30.667 | | 2:02.890 | 0:30.743 | | 2:03.801 | 0:30.836 | |
| 11ª - 1 | 0:49.053 | 0:49.053 | | 0:49.640 | 0:49.640 | | 0:51.865 | 0:51.865 | | 0:49.193 | 0:49.193 | | 0:49.757 | 0:49.757 | | 0:50.242 | 0:50.242 | |
| 11ª - 2 | 1:30.204 | 0:41.151 | | 1:31.336 | 0:41.696 | | 1:36.300 | 0:44.435 | | 1:32.033 | 0:42.840 | | 1:32.108 | 0:42.351 | | 1:33.310 | 0:43.068 | |
| 11ª - 3 | 2:00.538 | 0:30.334 | | 2:02.330 | 0:30.994 | | 2:09.255 | 0:32.955 | | 2:04.140 | 0:32.107 | | 2:03.557 | 0:31.449 | | 2:04.222 | 0:30.912 | |
| 12ª - 1 | 0:49.248 | 0:49.248 | | | | | 0:53.415 | 0:53.415 | | 0:51.833 | 0:51.833 | | 0:50.017 | 0:50.017 | | 0:50.010 | 0:50.010 | |
| 12ª - 2 | 1:30.715 | 0:41.467 | | | | | 1:41.017 | 0:47.602 | | 1:34.702 | 0:42.869 | | 1:32.526 | 0:42.509 | | 1:32.792 | 0:42.782 | |
| 12ª - 3 | 2:01.074 | 0:30.359 | | | | | 2:28.178 | 0:47.161 | | 2:06.450 | 0:31.748 | | 2:03.694 | 0:31.168 | | 2:03.891 | 0:31.099 | |
| 13ª - 1 | 0:49.176 | 0:49.176 | | | | | | | | 0:50.861 | 0:50.861 | | 0:50.145 | 0:50.145 | | 0:50.782 | 0:50.782 | |
| 13ª - 2 | 1:31.557 | 0:42.381 | | | | | | | | 1:34.056 | 0:43.195 | | 1:32.806 | 0:42.661 | | 1:34.835 | 0:44.053 | |
| 13ª - 3 | 2:03.357 | 0:31.800 | | | | | | | | 2:06.187 | 0:32.131 | | 2:03.618 | 0:30.812 | | 2:05.535 | 0:30.700 | |

| |
|-------------------|
| Vuelta Ideal |
| 0:48.490 0:48.490 |
| 1:29.641 0:41.151 |
| 1:59.762 0:30.121 |

| |
|-------------------|
| Vuelta Ideal |
| 0:49.100 0:49.100 |
| 1:30.313 0:41.213 |
| 2:00.342 0:30.029 |

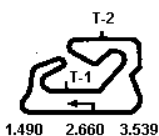
| |
|-------------------|
| Vuelta Ideal |
| 0:48.780 0:48.780 |
| 1:29.597 0:40.817 |
| 1:59.921 0:30.324 |

| |
|-------------------|
| Vuelta Ideal |
| 0:48.558 0:48.558 |
| 1:29.588 0:41.030 |
| 1:59.630 0:30.042 |

| |
|-------------------|
| Vuelta Ideal |
| 0:49.583 0:49.583 |
| 1:31.612 0:42.029 |
| 2:02.355 0:30.743 |

| |
|-------------------|
| Vuelta Ideal |
| 0:50.010 0:50.010 |
| 1:32.519 0:42.509 |
| 2:03.219 0:30.700 |

| |
|-------------------------|
| Vuelta Mas Rapida Ideal |
| 0:48.025 0:48.025 |
| 1:28.677 0:40.652 |
| 1:58.524 0:29.847 |



1.490 2.660 3.539

VIII GP CAMION DE LAS NACIONES

TIEMPOS POR VUELTA Cuarta Carrera (R2)

Circuito de Albacete
04 - 05 de Junio de 2011

| Numero | 15 | | | 16 | | | 18 | | | 19 | | | 20 | | | 23 | | |
|---------|-----------|-----------|-----------|-----------|-----------|-----------|-----------|-----------|-----------|-----------|-----------|-----------|-----------|-----------|-----------|-----------|-----------|-----------|
| | T. Vuelta | Parciales | Vel./Pil. | T. Vuelta | Parciales | Vel./Pil. | T. Vuelta | Parciales | Vel./Pil. | T. Vuelta | Parciales | Vel./Pil. | T. Vuelta | Parciales | Vel./Pil. | T. Vuelta | Parciales | Vel./Pil. |
| 1ª - 1 | 1'14.156 | 1'14.156 | | 0'59.514 | 0'59.514 | | 0'52.478 | 0'52.478 | | 1'01.534 | 1'01.534 | | 0'57.929 | 0'57.929 | | 0'57.011 | 0'57.011 | |
| 1ª - 2 | 1'58.608 | 0'44.452 | | 1'45.032 | 0'45.518 | | 1'33.272 | 0'40.794 | | 1'46.727 | 0'45.193 | | 1'40.609 | 0'42.680 | | 1'43.350 | 0'46.339 | |
| 1ª - 3 | 2'29.968 | 0'31.360 | | 2'16.620 | 0'31.588 | | 2'03.268 | 0'29.996 | | 2'19.618 | 0'32.891 | | 2'10.482 | 0'29.873 | | 2'15.255 | 0'31.905 | |
| 2ª - 1 | 0'51.215 | 0'51.215 | | 0'49.725 | 0'49.725 | | 0'48.731 | 0'48.731 | | 0'51.517 | 0'51.517 | | 0'48.628 | 0'48.628 | | 0'48.759 | 0'48.759 | |
| 2ª - 2 | 1'34.818 | 0'43.603 | | 1'32.052 | 0'42.327 | | 1'29.640 | 0'40.909 | | 1'34.877 | 0'43.360 | | 1'29.550 | 0'40.922 | | 1'33.481 | 0'44.722 | |
| 2ª - 3 | 2'07.659 | 0'32.841 | | 2'03.500 | 0'31.448 | | 1'59.579 | 0'29.939 | | 2'06.989 | 0'32.112 | | 1'59.397 | 0'29.847 | | 2'04.493 | 0'31.012 | |
| 3ª - 1 | 0'51.960 | 0'51.960 | | 0'49.542 | 0'49.542 | | 0'48.347 | 0'48.347 | | 0'51.621 | 0'51.621 | | 0'48.594 | 0'48.594 | | 0'49.060 | 0'49.060 | |
| 3ª - 2 | 1'35.423 | 0'43.463 | | 1'31.341 | 0'41.799 | | 1'29.382 | 0'41.035 | | 1'36.106 | 0'44.485 | | 1'29.857 | 0'41.263 | | 1'30.904 | 0'41.844 | |
| 3ª - 3 | 2'07.355 | 0'31.932 | | 2'01.919 | 0'30.578 | | 1'59.543 | 0'30.161 | | 2'08.054 | 0'31.948 | | 2'00.330 | 0'30.473 | | 2'01.461 | 0'30.557 | |
| 4ª - 1 | 0'51.094 | 0'51.094 | | 0'49.984 | 0'49.984 | | 0'49.002 | 0'49.002 | | 0'51.728 | 0'51.728 | | 0'49.121 | 0'49.121 | | 0'49.762 | 0'49.762 | |
| 4ª - 2 | 1'34.842 | 0'43.748 | | 1'31.819 | 0'41.835 | | 1'30.267 | 0'41.265 | | 1'35.377 | 0'43.649 | | 1'30.604 | 0'41.483 | | 1'31.404 | 0'41.642 | |
| 4ª - 3 | 2'06.704 | 0'31.862 | | 2'02.538 | 0'30.719 | | 2'00.644 | 0'30.377 | | 2'07.340 | 0'31.963 | | 2'00.723 | 0'30.119 | | 2'02.544 | 0'31.140 | |
| 5ª - 1 | 0'51.709 | 0'51.709 | | 0'50.222 | 0'50.222 | | 0'48.923 | 0'48.923 | | 0'51.260 | 0'51.260 | | 0'49.004 | 0'49.004 | | 0'48.796 | 0'48.796 | |
| 5ª - 2 | 1'36.092 | 0'44.383 | | 1'32.127 | 0'41.905 | | 1'30.395 | 0'41.472 | | 1'34.729 | 0'43.469 | | 1'30.583 | 0'41.579 | | 1'30.871 | 0'42.075 | |
| 5ª - 3 | 2'09.132 | 0'33.040 | | 2'02.963 | 0'30.836 | | 2'00.776 | 0'30.381 | | 2'06.562 | 0'31.833 | | 2'00.785 | 0'30.202 | | 2'01.465 | 0'30.594 | |
| 6ª - 1 | 0'52.719 | 0'52.719 | | 0'50.724 | 0'50.724 | | 0'48.944 | 0'48.944 | | 0'51.647 | 0'51.647 | | 0'49.105 | 0'49.105 | | 0'49.261 | 0'49.261 | |
| 6ª - 2 | 1'37.333 | 0'44.614 | | 1'33.035 | 0'42.311 | | 1'30.394 | 0'41.450 | | 1'36.015 | 0'44.368 | | 1'30.402 | 0'41.297 | | 1'31.437 | 0'42.176 | |
| 6ª - 3 | 2'09.793 | 0'32.460 | | 2'04.031 | 0'30.996 | | 2'00.606 | 0'30.212 | | 2'08.223 | 0'32.208 | | 2'00.768 | 0'30.366 | | 2'07.385 | 0'35.948 | PIT |
| 7ª - 1 | 0'51.747 | 0'51.747 | | 0'50.324 | 0'50.324 | | 0'52.635 | 0'52.635 | | 0'51.363 | 0'51.363 | | 0'49.286 | 0'49.286 | | 1'00.413 | 1'00.413 | |
| 7ª - 2 | 1'35.931 | 0'44.184 | | 1'32.578 | 0'42.254 | | 1'34.858 | 0'42.223 | | 1'35.146 | 0'43.783 | | 1'31.709 | 0'42.423 | | 1'43.642 | 0'43.229 | |
| 7ª - 3 | 2'07.689 | 0'31.758 | | 2'03.360 | 0'30.782 | | 2'05.306 | 0'30.448 | | 2'11.207 | 0'36.061 | PIT | 2'02.400 | 0'30.331 | | 2'14.316 | 0'30.674 | |
| 8ª - 1 | 0'51.828 | 0'51.828 | | 0'50.448 | 0'50.448 | | 0'49.550 | 0'49.550 | | 1'04.992 | 1'04.992 | | 0'49.065 | 0'49.065 | | 0'49.636 | 0'49.636 | |
| 8ª - 2 | 1'35.658 | 0'43.830 | | 1'32.723 | 0'42.275 | | 1'30.925 | 0'41.375 | | 1'48.760 | 0'43.768 | | 1'30.746 | 0'41.681 | | 1'31.715 | 0'42.079 | |
| 8ª - 3 | 2'07.781 | 0'32.123 | | 2'03.541 | 0'30.818 | | 2'01.391 | 0'30.466 | | 2'20.932 | 0'32.172 | | 2'00.826 | 0'30.080 | | 2'02.327 | 0'30.612 | |
| 9ª - 1 | 0'51.526 | 0'51.526 | | 0'50.052 | 0'50.052 | | 0'49.377 | 0'49.377 | | 0'51.277 | 0'51.277 | | 0'49.128 | 0'49.128 | | 0'49.352 | 0'49.352 | |
| 9ª - 2 | 1'35.348 | 0'43.822 | | 1'32.161 | 0'42.109 | | 1'30.784 | 0'41.407 | | 1'34.976 | 0'43.699 | | 1'30.913 | 0'41.785 | | 1'31.569 | 0'42.217 | |
| 9ª - 3 | 2'07.536 | 0'32.188 | | 2'03.267 | 0'31.106 | | 2'01.788 | 0'31.004 | | 2'06.857 | 0'31.881 | | 2'01.095 | 0'30.182 | | 2'02.221 | 0'30.652 | |
| 10ª - 1 | 0'51.394 | 0'51.394 | | 0'50.386 | 0'50.386 | | 0'49.136 | 0'49.136 | | 0'51.377 | 0'51.377 | | 0'49.018 | 0'49.018 | | 0'49.544 | 0'49.544 | |
| 10ª - 2 | 1'35.021 | 0'43.627 | | 1'32.282 | 0'41.896 | | 1'30.780 | 0'41.644 | | 1'35.553 | 0'44.176 | | 1'30.801 | 0'41.783 | | 1'32.370 | 0'42.826 | |
| 10ª - 3 | 2'07.049 | 0'32.028 | | 2'03.414 | 0'31.132 | | 2'01.312 | 0'30.532 | | 2'07.374 | 0'31.821 | | 2'01.634 | 0'30.833 | | 2'03.054 | 0'30.684 | |
| 11ª - 1 | 0'51.353 | 0'51.353 | | 0'50.084 | 0'50.084 | | 0'49.117 | 0'49.117 | | 0'51.675 | 0'51.675 | | 0'49.205 | 0'49.205 | | 0'49.353 | 0'49.353 | |
| 11ª - 2 | 1'35.508 | 0'44.155 | | 1'31.887 | 0'41.803 | | 1'31.084 | 0'41.967 | | 1'35.042 | 0'43.367 | | 1'30.814 | 0'41.609 | | 1'31.014 | 0'41.661 | |
| 11ª - 3 | 2'07.143 | 0'31.635 | | 2'03.721 | 0'31.834 | | 2'01.535 | 0'30.451 | | 2'06.888 | 0'31.846 | | 2'01.023 | 0'30.209 | | 2'02.180 | 0'31.166 | |
| 12ª - 1 | 0'51.449 | 0'51.449 | | 0'50.127 | 0'50.127 | | 0'48.779 | 0'48.779 | | 0'51.564 | 0'51.564 | | 0'49.016 | 0'49.016 | | 0'48.919 | 0'48.919 | |
| 12ª - 2 | 1'35.220 | 0'43.771 | | 1'32.275 | 0'42.148 | | 1'30.232 | 0'41.453 | | 1'37.170 | 0'45.606 | | 1'30.610 | 0'41.594 | | 1'31.591 | 0'42.672 | |
| 12ª - 3 | 2'06.943 | 0'31.723 | | 2'03.217 | 0'30.942 | | 2'01.027 | 0'30.795 | | 2'20.525 | 0'43.355 | | 2'01.254 | 0'30.644 | | 2'02.348 | 0'30.757 | |
| 13ª - 1 | 0'52.060 | 0'52.060 | | 0'50.248 | 0'50.248 | | 0'50.849 | 0'50.849 | | | | | 0'49.178 | 0'49.178 | | 0'50.235 | 0'50.235 | |
| 13ª - 2 | 1'36.853 | 0'44.793 | | 1'32.651 | 0'42.403 | | 1'32.936 | 0'42.087 | | | | | 1'31.369 | 0'42.191 | | 1'34.346 | 0'44.111 | |
| 13ª - 3 | 2'09.217 | 0'32.364 | | 2'03.704 | 0'31.053 | | 2'04.372 | 0'31.436 | | | | | 2'02.204 | 0'30.835 | | 2'05.136 | 0'30.790 | |

| Vuelta Ideal | |
|--------------|----------|
| 0'51.094 | 0'51.094 |
| 1'34.557 | 0'43.463 |
| 2'05.917 | 0'31.360 |

| Vuelta Ideal | |
|--------------|----------|
| 0'49.542 | 0'49.542 |
| 1'31.341 | 0'41.799 |
| 2'01.919 | 0'30.578 |

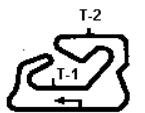
| Vuelta Ideal | |
|--------------|----------|
| 0'48.347 | 0'48.347 |
| 1'29.141 | 0'40.794 |
| 1'59.080 | 0'29.939 |

| Vuelta Ideal | |
|--------------|----------|
| 0'51.260 | 0'51.260 |
| 1'34.620 | 0'43.360 |
| 2'06.441 | 0'31.821 |

| Vuelta Ideal | |
|--------------|----------|
| 0'48.594 | 0'48.594 |
| 1'29.516 | 0'40.922 |
| 1'59.363 | 0'29.847 |

| Vuelta Ideal | |
|--------------|----------|
| 0'48.759 | 0'48.759 |
| 1'30.401 | 0'41.642 |
| 2'00.958 | 0'30.557 |

| Vuelta Mas Rapida Ideal | |
|-------------------------|----------|
| 0'48.025 | 0'48.025 |
| 1'28.677 | 0'40.652 |
| 1'58.524 | 0'29.847 |



1.490 2.660 3.539

VIII GP CAMION DE LAS NACIONES

TIEMPOS POR VUELTA Cuarta Carrera (R2)

Circuito de Albacete
04 - 05 de Junio de 2011

| Numero | 30 | | | 31 | | | 32 | | | 33 | | | 34 | | | 35 | | |
|---------|-----------|-----------|-----------|-----------|-----------|-----------|-----------|-----------|-----------|-----------|-----------|-----------|-----------|-----------|-----------|-----------|-----------|-----------|
| | T. Vuelta | Parciales | Vel./Pil. | T. Vuelta | Parciales | Vel./Pil. | T. Vuelta | Parciales | Vel./Pil. | T. Vuelta | Parciales | Vel./Pil. | T. Vuelta | Parciales | Vel./Pil. | T. Vuelta | Parciales | Vel./Pil. |
| 1ª - 1 | 1'02.595 | 1'02.595 | | 1'08.915 | 1'08.915 | | 1'05.556 | 1'05.556 | | 1'12.969 | 1'12.969 | | 1'04.208 | 1'04.208 | | 1'03.518 | 1'03.518 | |
| 1ª - 2 | 1'47.504 | 0'44.909 | | 1'56.098 | 0'47.183 | | 1'52.056 | 0'46.500 | | 2'01.424 | 0'48.455 | | 1'49.555 | 0'45.347 | | 1'49.099 | 0'45.581 | |
| 1ª - 3 | 2'21.040 | 0'33.536 | | 2'29.231 | 0'33.133 | | 2'24.778 | 0'32.722 | | 2'35.194 | 0'33.770 | | 2'22.256 | 0'32.701 | | 2'21.555 | 0'32.456 | |
| 2ª - 1 | 0'52.529 | 0'52.529 | | 0'54.330 | 0'54.330 | | 0'52.843 | 0'52.843 | | 0'53.462 | 0'53.462 | | 0'52.486 | 0'52.486 | | 0'52.873 | 0'52.873 | |
| 2ª - 2 | 1'35.571 | 0'43.042 | | 1'40.570 | 0'46.240 | | 1'38.475 | 0'45.632 | | 1'38.656 | 0'45.194 | | 1'37.605 | 0'45.119 | | 1'37.577 | 0'44.704 | |
| 2ª - 3 | 2'07.373 | 0'31.802 | | 2'17.097 | 0'36.527 | | 2'12.486 | 0'34.011 | | 2'12.229 | 0'33.573 | | 2'10.070 | 0'32.465 | | 2'09.644 | 0'32.067 | |
| 3ª - 1 | 0'52.714 | 0'52.714 | | 0'54.790 | 0'54.790 | | 0'53.755 | 0'53.755 | | 0'54.409 | 0'54.409 | | 0'51.883 | 0'51.883 | | 0'51.364 | 0'51.364 | |
| 3ª - 2 | 1'35.671 | 0'42.957 | | 1'40.540 | 0'45.750 | | 1'37.825 | 0'44.070 | | 1'39.961 | 0'45.552 | | 1'36.302 | 0'44.419 | | 1'34.999 | 0'43.635 | |
| 3ª - 3 | 2'07.169 | 0'31.498 | | 2'13.899 | 0'33.359 | | 2'10.415 | 0'32.590 | | 2'13.485 | 0'33.524 | | 2'08.442 | 0'32.140 | | 2'07.041 | 0'32.042 | |
| 4ª - 1 | 0'51.710 | 0'51.710 | | 0'53.692 | 0'53.692 | | 0'53.777 | 0'53.777 | | 0'53.037 | 0'53.037 | | 0'52.130 | 0'52.130 | | 0'51.598 | 0'51.598 | |
| 4ª - 2 | 1'35.186 | 0'43.476 | | 1'41.014 | 0'47.322 | | 1'37.394 | 0'43.617 | | 1'39.122 | 0'46.085 | | 1'37.118 | 0'44.988 | | 1'35.252 | 0'43.654 | |
| 4ª - 3 | 2'06.736 | 0'31.550 | | 2'14.714 | 0'33.700 | | 2'10.059 | 0'32.665 | | 2'12.354 | 0'33.232 | | 2'09.696 | 0'32.578 | | 2'07.139 | 0'31.887 | |
| 5ª - 1 | 0'51.499 | 0'51.499 | | 0'54.867 | 0'54.867 | | 0'52.941 | 0'52.941 | | 0'54.836 | 0'54.836 | | 0'52.410 | 0'52.410 | | 0'52.619 | 0'52.619 | |
| 5ª - 2 | 1'34.981 | 0'43.482 | | 1'40.834 | 0'45.967 | | 1'37.649 | 0'44.708 | | 1'39.892 | 0'45.056 | | 1'37.306 | 0'44.896 | | 1'35.972 | 0'43.353 | |
| 5ª - 3 | 2'07.093 | 0'32.112 | | 2'14.133 | 0'33.299 | | 2'10.596 | 0'32.947 | | 2'13.138 | 0'33.246 | | 2'10.042 | 0'32.736 | | 2'07.767 | 0'31.795 | |
| 6ª - 1 | 0'51.969 | 0'51.969 | | 0'54.264 | 0'54.264 | | 0'56.564 | 0'56.564 | | 0'53.749 | 0'53.749 | | 0'52.771 | 0'52.771 | | 0'52.404 | 0'52.404 | |
| 6ª - 2 | 1'35.719 | 0'43.750 | | 1'40.502 | 0'46.238 | | 1'42.105 | 0'45.541 | | 1'39.887 | 0'46.138 | | 1'37.685 | 0'44.914 | | 1'35.642 | 0'43.238 | |
| 6ª - 3 | 2'07.991 | 0'32.272 | | 2'13.885 | 0'33.383 | | 2'14.777 | 0'32.672 | | 2'13.320 | 0'33.433 | | 2'11.586 | 0'33.901 | | 2'07.392 | 0'31.750 | |
| 7ª - 1 | 0'53.148 | 0'53.148 | | 0'55.241 | 0'55.241 | | 0'54.416 | 0'54.416 | | 0'54.026 | 0'54.026 | | 0'53.115 | 0'53.115 | | 0'52.545 | 0'52.545 | |
| 7ª - 2 | 1'39.953 | 0'46.805 | | 1'40.896 | 0'45.655 | | 1'39.204 | 0'44.788 | | 1'39.946 | 0'45.920 | | 1'37.739 | 0'44.624 | | 1'36.663 | 0'44.118 | |
| 7ª - 3 | | | | 2'14.323 | 0'33.427 | | 2'12.829 | 0'33.625 | | 2'13.784 | 0'33.838 | | 2'10.619 | 0'32.880 | | 2'14.692 | 0'38.029 | PIT |
| 8ª - 1 | | | | 0'53.994 | 0'53.994 | | 0'55.138 | 0'55.138 | | 0'53.914 | 0'53.914 | | 0'52.240 | 0'52.240 | | 1'03.900 | 1'03.900 | |
| 8ª - 2 | | | | 1'42.597 | 0'48.603 | | 1'40.505 | 0'45.367 | | 1'42.472 | 0'48.558 | | 1'37.678 | 0'45.438 | | 1'47.809 | 0'43.909 | |
| 8ª - 3 | | | | 2'16.189 | 0'33.592 | | 2'14.053 | 0'33.548 | | 2'17.775 | 0'35.303 | | 2'12.256 | 0'34.578 | | 2'19.981 | 0'32.172 | |
| 9ª - 1 | | | | 0'59.159 | 0'59.159 | | 0'56.569 | 0'56.569 | | 0'59.220 | 0'59.220 | | 0'54.039 | 0'54.039 | | 0'56.908 | 0'56.908 | |
| 9ª - 2 | | | | 1'45.939 | 0'46.780 | | 1'41.424 | 0'44.855 | | 1'45.057 | 0'45.837 | | 1'38.238 | 0'44.199 | | 1'40.819 | 0'43.911 | |
| 9ª - 3 | | | | 2'19.786 | 0'33.847 | | 2'19.221 | 0'37.797 | PIT | 2'18.356 | 0'33.299 | | 2'10.905 | 0'32.667 | | 2'12.332 | 0'31.513 | |
| 10ª - 1 | | | | 0'55.654 | 0'55.654 | | 1'16.903 | 1'16.903 | | 0'53.644 | 0'53.644 | | 0'52.152 | 0'52.152 | | 0'51.548 | 0'51.548 | |
| 10ª - 2 | | | | 1'42.512 | 0'46.858 | | 2'03.061 | 0'46.158 | | 1'40.605 | 0'46.961 | | 1'37.531 | 0'45.379 | | 1'35.683 | 0'44.135 | |
| 10ª - 3 | | | | 2'16.204 | 0'33.692 | | 2'36.019 | 0'32.958 | | 2'14.319 | 0'33.714 | | 2'10.608 | 0'33.077 | | 2'08.127 | 0'32.444 | |
| 11ª - 1 | | | | 0'54.725 | 0'54.725 | | 0'55.591 | 0'55.591 | | 0'55.388 | 0'55.388 | | 0'52.320 | 0'52.320 | | 0'51.547 | 0'51.547 | |
| 11ª - 2 | | | | 1'42.350 | 0'47.625 | | 1'41.528 | 0'45.937 | | 1'41.556 | 0'46.168 | | 1'36.844 | 0'44.524 | | 1'35.106 | 0'43.559 | |
| 11ª - 3 | | | | 2'16.202 | 0'33.852 | | 2'16.710 | 0'35.182 | | 2'15.911 | 0'34.355 | | 2'11.636 | 0'34.792 | | 2'06.728 | 0'31.622 | |
| 12ª - 1 | | | | 0'56.089 | 0'56.089 | | 0'55.995 | 0'55.995 | | 0'56.794 | 0'56.794 | | 0'52.668 | 0'52.668 | | 0'54.164 | 0'54.164 | |
| 12ª - 2 | | | | 1'43.029 | 0'46.940 | | 1'42.525 | 0'46.530 | | 1'42.928 | 0'46.134 | | 1'39.017 | 0'46.349 | | 1'39.224 | 0'45.060 | |
| 12ª - 3 | | | | 2'17.452 | 0'34.423 | | 2'16.614 | 0'34.089 | | 2'17.557 | 0'34.629 | | 2'14.245 | 0'35.228 | | 2'11.678 | 0'32.454 | |
| 13ª - 1 | | | | | | | | | | | | | | | | | | |
| 13ª - 2 | | | | | | | | | | | | | | | | | | |
| 13ª - 3 | | | | | | | | | | | | | | | | | | |

| Vuelta Ideal | |
|--------------|----------|
| 0'51.499 | 0'51.499 |
| 1'34.456 | 0'42.957 |
| 2'05.954 | 0'31.498 |

| Vuelta Ideal | |
|--------------|----------|
| 0'53.692 | 0'53.692 |
| 1'39.347 | 0'45.655 |
| 2'12.480 | 0'33.133 |

| Vuelta Ideal | |
|--------------|----------|
| 0'52.843 | 0'52.843 |
| 1'36.460 | 0'43.617 |
| 2'09.050 | 0'32.590 |

| Vuelta Ideal | |
|--------------|----------|
| 0'53.037 | 0'53.037 |
| 1'38.093 | 0'45.056 |
| 2'11.325 | 0'33.232 |

| Vuelta Ideal | |
|--------------|----------|
| 0'51.883 | 0'51.883 |
| 1'36.082 | 0'44.199 |
| 2'08.222 | 0'32.140 |

| Vuelta Ideal | |
|--------------|----------|
| 0'51.364 | 0'51.364 |
| 1'34.602 | 0'43.238 |
| 2'06.115 | 0'31.513 |

| Vuelta Mas Rapida Ideal | |
|-------------------------|----------|
| 0'48.025 | 0'48.025 |
| 1'28.677 | 0'40.652 |
| 1'58.524 | 0'29.847 |



VIII GP CAMION DE LAS NACIONES

TIEMPOS POR VUELTA Cuarta Carrera (R2)

Circuito de Albacete
04 - 05 de Junio de 2011

| Numero | 36 | | | 37 | | | 38 | | | 39 | | | 40 | | | 41 | | |
|---------------------|-----------|-----------|-----------|-----------|-----------|-----------|-----------|-----------|-----------|-----------|-----------|-----------|-----------|-----------|-----------|-----------|-----------|-----------|
| | T. Vuelta | Parciales | Vel./Pil. | T. Vuelta | Parciales | Vel./Pil. | T. Vuelta | Parciales | Vel./Pil. | T. Vuelta | Parciales | Vel./Pil. | T. Vuelta | Parciales | Vel./Pil. | T. Vuelta | Parciales | Vel./Pil. |
| 1 ^a - 1 | 1'06.433 | 1'06.433 | | 1'01.914 | 1'01.914 | | 1'04.829 | 1'04.829 | | 1'05.417 | 1'05.417 | | 0'59.269 | 0'59.269 | | 1'12.207 | 1'12.207 | |
| 1 ^a - 2 | 1'52.622 | 0'46.189 | | 1'47.215 | 0'45.301 | | 1'51.485 | 0'46.656 | | 1'49.712 | 0'44.295 | | 1'44.697 | 0'45.428 | | 2'01.851 | 0'49.644 | |
| 1 ^a - 3 | 2'25.561 | 0'32.939 | | 2'20.778 | 0'33.563 | | 2'23.653 | 0'32.168 | | 2'22.496 | 0'32.784 | | 2'16.303 | 0'31.606 | | 2'36.762 | 0'34.911 | |
| 2 ^a - 1 | 0'52.404 | 0'52.404 | | 0'51.053 | 0'51.053 | | 0'53.494 | 0'53.494 | | 0'52.029 | 0'52.029 | | 0'49.571 | 0'49.571 | | 0'56.726 | 0'56.726 | |
| 2 ^a - 2 | 1'37.578 | 0'45.174 | | 1'35.799 | 0'44.746 | | 1'38.443 | 0'44.949 | | 1'35.287 | 0'43.258 | | 1'32.259 | 0'42.688 | | 1'44.835 | 0'48.109 | |
| 2 ^a - 3 | 2'13.379 | 0'35.801 | | 2'41.140 | 1'05.341 | PIT | 2'11.134 | 0'32.691 | | 2'06.910 | 0'31.623 | | 2'07.253 | 0'34.994 | | 2'19.496 | 0'34.661 | |
| 3 ^a - 1 | 0'52.579 | 0'52.579 | | 2'11.548 | 2'11.548 | | 0'52.917 | 0'52.917 | | 0'49.621 | 0'49.621 | | 0'50.614 | 0'50.614 | | 0'57.077 | 0'57.077 | |
| 3 ^a - 2 | 1'36.864 | 0'44.285 | | 2'54.531 | 0'42.983 | | 1'37.392 | 0'44.475 | | 1'31.956 | 0'42.335 | | 1'33.137 | 0'42.523 | | 1'44.796 | 0'47.719 | |
| 3 ^a - 3 | 2'09.163 | 0'32.299 | | 3'26.062 | 0'31.531 | | 2'10.259 | 0'32.867 | | 2'03.269 | 0'31.313 | | 2'03.962 | 0'30.825 | | 2'19.837 | 0'35.041 | |
| 4 ^a - 1 | 0'51.612 | 0'51.612 | | 0'51.178 | 0'51.178 | | 0'53.551 | 0'53.551 | | 0'49.881 | 0'49.881 | | 0'51.510 | 0'51.510 | | 0'57.057 | 0'57.057 | |
| 4 ^a - 2 | 1'35.698 | 0'44.086 | | 1'36.147 | 0'44.969 | | 1'37.705 | 0'44.820 | | 1'34.023 | 0'44.142 | | 1'33.673 | 0'42.163 | | 1'45.715 | 0'48.658 | |
| 4 ^a - 3 | 2'08.864 | 0'33.166 | | 2'07.537 | 0'31.390 | | 2'10.923 | 0'32.549 | | 2'06.111 | 0'32.088 | | 2'04.625 | 0'30.952 | | 2'20.727 | 0'35.012 | |
| 5 ^a - 1 | 0'52.331 | 0'52.331 | | 0'50.767 | 0'50.767 | | 0'52.885 | 0'52.885 | | 0'51.190 | 0'51.190 | | 0'50.440 | 0'50.440 | | 0'56.411 | 0'56.411 | |
| 5 ^a - 2 | 1'36.667 | 0'44.336 | | 1'33.560 | 0'42.793 | | 1'37.705 | 0'44.820 | | 1'34.810 | 0'43.620 | | 1'34.359 | 0'43.919 | | 1'43.755 | 0'47.344 | |
| 5 ^a - 3 | 2'08.962 | 0'32.295 | | 2'05.023 | 0'31.463 | | 2'10.751 | 0'33.046 | | 2'07.292 | 0'32.482 | | 2'05.637 | 0'31.278 | | 2'18.649 | 0'34.894 | |
| 6 ^a - 1 | 0'51.564 | 0'51.564 | | 0'50.389 | 0'50.389 | | 0'53.851 | 0'53.851 | | 0'51.871 | 0'51.871 | | 0'50.371 | 0'50.371 | | 0'57.860 | 0'57.860 | |
| 6 ^a - 2 | 1'35.641 | 0'44.077 | | 1'33.094 | 0'42.705 | | 1'41.502 | 0'47.651 | | 1'42.136 | 0'50.265 | | 1'33.199 | 0'42.828 | | 1'53.817 | 0'55.957 | |
| 6 ^a - 3 | 2'08.476 | 0'32.835 | | 2'04.242 | 0'31.148 | | 2'14.033 | 0'32.531 | | 2'34.843 | 0'52.707 | PIT | 2'04.304 | 0'31.105 | | 2'29.798 | 0'35.981 | |
| 7 ^a - 1 | 0'52.028 | 0'52.028 | | 0'50.581 | 0'50.581 | | 0'54.337 | 0'54.337 | | | | | 0'50.603 | 0'50.603 | | 0'58.733 | 0'58.733 | |
| 7 ^a - 2 | 1'36.184 | 0'44.156 | | 1'34.234 | 0'43.653 | | 1'40.174 | 0'45.837 | | | | | 1'33.325 | 0'42.722 | | 1'47.314 | 0'48.581 | |
| 7 ^a - 3 | 2'08.561 | 0'32.377 | | 2'06.133 | 0'31.899 | | 2'19.077 | 0'38.903 | PIT | | | | 2'04.578 | 0'31.253 | | 2'33.506 | 0'46.192 | PIT |
| 8 ^a - 1 | 0'52.313 | 0'52.313 | | 0'52.818 | 0'52.818 | | 1'34.313 | 1'34.313 | | | | | 0'51.140 | 0'51.140 | | 1'39.554 | 1'39.554 | |
| 8 ^a - 2 | 1'37.628 | 0'45.315 | | 1'35.471 | 0'42.653 | | 2'20.100 | 0'45.787 | | | | | 1'33.226 | 0'42.086 | | 2'28.903 | 0'49.349 | |
| 8 ^a - 3 | 2'10.886 | 0'33.258 | | 2'07.138 | 0'31.667 | | 2'52.834 | 0'32.734 | | | | | 2'04.464 | 0'31.238 | | 3'05.120 | 0'36.217 | |
| 9 ^a - 1 | 0'52.903 | 0'52.903 | | 0'50.517 | 0'50.517 | | 0'54.840 | 0'54.840 | | | | | 0'49.567 | 0'49.567 | | 0'59.001 | 0'59.001 | |
| 9 ^a - 2 | 1'36.986 | 0'44.083 | | 1'33.861 | 0'43.344 | | 1'39.997 | 0'45.157 | | | | | 1'31.909 | 0'42.342 | | 1'54.738 | 0'55.737 | |
| 9 ^a - 3 | 2'09.351 | 0'32.365 | | 2'05.589 | 0'31.728 | | 2'12.694 | 0'32.697 | | | | | 2'02.867 | 0'30.958 | | 2'30.400 | 0'35.662 | |
| 10 ^a - 1 | 0'51.314 | 0'51.314 | | 0'51.026 | 0'51.026 | | 0'53.643 | 0'53.643 | | | | | 0'49.373 | 0'49.373 | | 0'59.626 | 0'59.626 | |
| 10 ^a - 2 | 1'35.381 | 0'44.067 | | 1'34.235 | 0'43.209 | | 1'42.059 | 0'48.416 | | | | | 1'32.558 | 0'42.985 | | 1'48.905 | 0'49.279 | |
| 10 ^a - 3 | 2'07.445 | 0'32.064 | | 2'05.933 | 0'31.698 | | 2'14.296 | 0'32.237 | | | | | 2'03.342 | 0'30.984 | | 2'24.163 | 0'35.258 | |
| 11 ^a - 1 | 0'50.777 | 0'50.777 | | 0'50.547 | 0'50.547 | | 0'53.910 | 0'53.910 | | | | | 0'50.101 | 0'50.101 | | 0'58.925 | 0'58.925 | |
| 11 ^a - 2 | 1'34.695 | 0'43.918 | | 1'33.819 | 0'43.272 | | 1'40.009 | 0'46.099 | | | | | 1'32.580 | 0'42.479 | | 1'50.943 | 0'52.018 | |
| 11 ^a - 3 | 2'06.770 | 0'32.075 | | 2'05.455 | 0'31.636 | | 2'12.580 | 0'32.571 | | | | | 2'04.160 | 0'31.580 | | 2'27.705 | 0'36.762 | |
| 12 ^a - 1 | 0'51.630 | 0'51.630 | | 0'51.072 | 0'51.072 | | 0'54.556 | 0'54.556 | | | | | 0'50.152 | 0'50.152 | | | | |
| 12 ^a - 2 | 1'40.963 | 0'49.333 | | 1'33.770 | 0'42.698 | | 1'39.714 | 0'45.158 | | | | | 1'32.494 | 0'42.342 | | | | |
| 12 ^a - 3 | 2'13.989 | 0'33.026 | | 2'05.686 | 0'31.916 | | 2'13.014 | 0'33.300 | | | | | 2'04.026 | 0'31.532 | | | | |
| 13 ^a - 1 | | | | | | | | | | | | | 0'51.110 | 0'51.110 | | | | |
| 13 ^a - 2 | | | | | | | | | | | | | 1'33.939 | 0'42.829 | | | | |
| 13 ^a - 3 | | | | | | | | | | | | | 2'05.391 | 0'31.452 | | | | |

| Vuelta Ideal | |
|--------------|----------|
| 0'50.777 | 0'50.777 |
| 1'34.695 | 0'43.918 |
| 2'06.759 | 0'32.064 |

| Vuelta Ideal | |
|--------------|----------|
| 0'50.389 | 0'50.389 |
| 1'33.042 | 0'42.653 |
| 2'04.190 | 0'31.148 |

| Vuelta Ideal | |
|--------------|----------|
| 0'52.885 | 0'52.885 |
| 1'37.360 | 0'44.475 |
| 2'09.528 | 0'32.168 |

| Vuelta Ideal | |
|--------------|----------|
| 0'49.621 | 0'49.621 |
| 1'31.956 | 0'42.335 |
| 2'03.269 | 0'31.313 |

| Vuelta Ideal | |
|--------------|----------|
| 0'49.373 | 0'49.373 |
| 1'31.459 | 0'42.086 |
| 2'02.284 | 0'30.825 |

| Vuelta Ideal | |
|--------------|----------|
| 0'56.411 | 0'56.411 |
| 1'43.755 | 0'47.344 |
| 2'18.416 | 0'34.661 |

VIII GP CAMION DE LAS NACIONES

Circuito de Albacete
04 - 05 de Junio de 2011

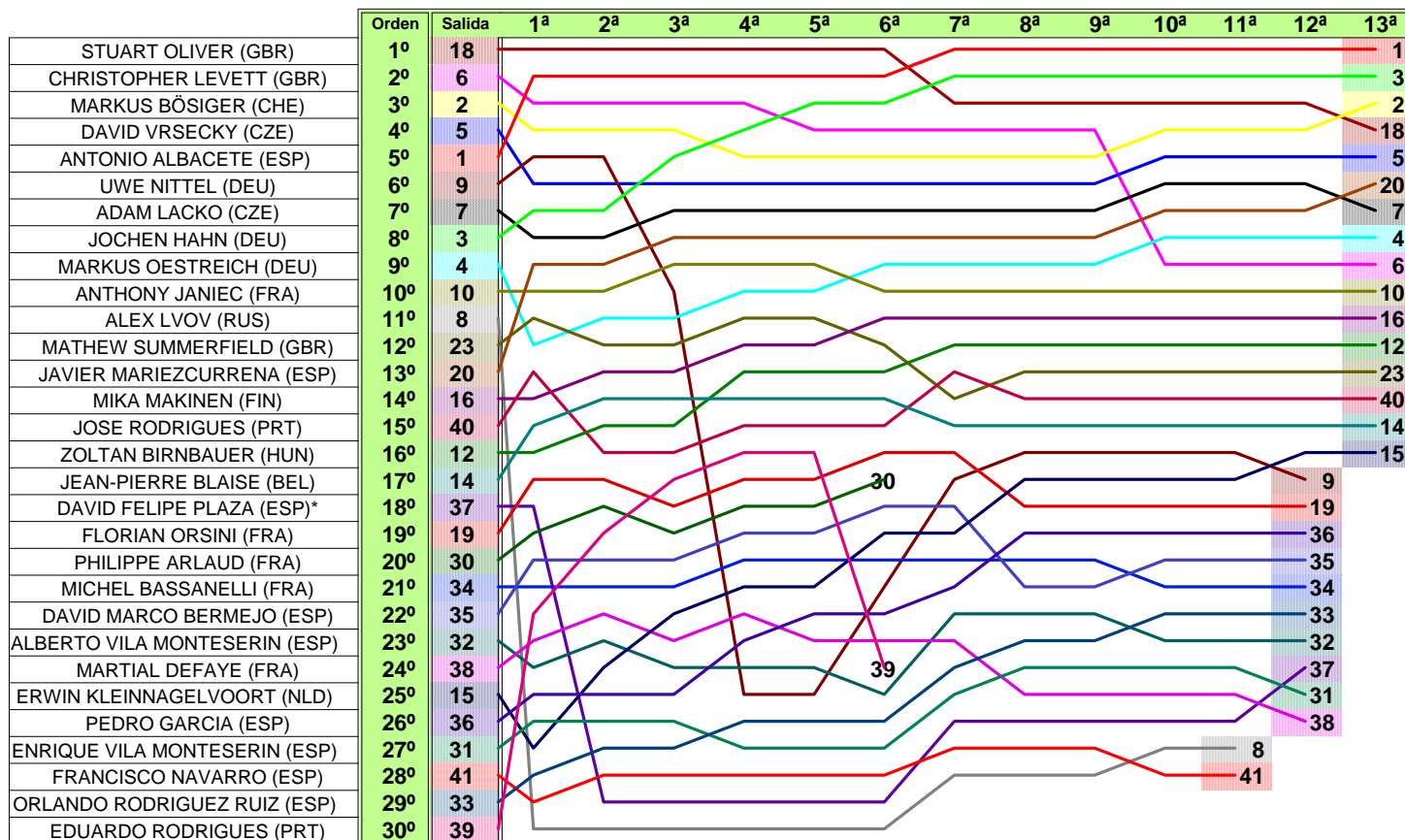
Clasificación por Sectores Cuarta Carrera (R2)

| Sector - 1 | | | Sector - 2 | | | Sector - 3 | | | Vuelta Ideal vs Vuelta Rapida | | | | | | |
|------------|-----------|-------------------------------|------------|--------|-------------------------------|------------|------|-------------------------------|-------------------------------|-----------|------|-------------------------------|----------|----------|----|
| Ord. | Nº piloto | Tiempo | Nº piloto | Tiempo | Nº piloto | Tiempo | Ord. | Nº piloto | V. Ideal | V. Rapida | Ord. | Ord. | | | |
| 1 | 3 | JOCHEN HAHN (DEU) | 48.025 | 1 | ANTONIO ALBACETE (ESP) | 40.652 | 20 | JAVIER MARIEZCURRENA (ESP) | 29.847 | 1 | 3 | JOCHEN HAHN (DEU) | 1'58.628 | 1'59.111 | 2 |
| 2 | 1 | ANTONIO ALBACETE (ESP) | 48.127 | 3 | JOCHEN HAHN (DEU) | 40.658 | 1 | ANTONIO ALBACETE (ESP) | 29.856 | 2 | 1 | ANTONIO ALBACETE (ESP) | 1'58.635 | 1'58.850 | 1 |
| 3 | 18 | STUART OLIVER (GBR) | 48.347 | 18 | STUART OLIVER (GBR) | 40.794 | 4 | MARKUS OESTREICH (DEU) | 29.858 | 3 | 18 | STUART OLIVER (GBR) | 1'59.080 | 1'59.543 | 5 |
| 4 | 4 | MARKUS OESTREICH (DEU) | 48.423 | 9 | UWE NITTEL (DEU) | 40.817 | 18 | STUART OLIVER (GBR) | 29.939 | 4 | 4 | MARKUS OESTREICH (DEU) | 1'59.219 | 1'59.309 | 3 |
| 5 | 7 | ADAM LACKO (CZE) | 48.490 | 20 | JAVIER MARIEZCURRENA (ESP) | 40.922 | 3 | JOCHEN HAHN (DEU) | 29.945 | 5 | 20 | JAVIER MARIEZCURRENA (ESP) | 1'59.363 | 1'59.397 | 4 |
| 6 | 10 | ANTHONY JANIEC (FRA) | 48.558 | 4 | MARKUS OESTREICH (DEU) | 40.938 | 8 | ALEX LVOV (RUS) | 30.029 | 6 | 10 | ANTHONY JANIEC (FRA) | 1'59.630 | 1'59.633 | 6 |
| 7 | 6 | CHRISTOPHER LEVETT (GBR) | 48.576 | 5 | DAVID VRSECKY (CZE) | 40.994 | 10 | ANTHONY JANIEC (FRA) | 30.042 | 7 | 7 | ADAM LACKO (CZE) | 1'59.762 | 2'00.424 | 10 |
| 8 | 20 | JAVIER MARIEZCURRENA (ESP) | 48.594 | 10 | ANTHONY JANIEC (FRA) | 41.030 | 2 | MARKUS BÖSIGER (CHE) | 30.066 | 8 | 2 | MARKUS BÖSIGER (CHE) | 1'59.777 | 2'00.189 | 8 |
| 9 | 5 | DAVID VRSECKY (CZE) | 48.606 | 2 | MARKUS BÖSIGER (CHE) | 41.066 | 7 | ADAM LACKO (CZE) | 30.121 | 9 | 5 | DAVID VRSECKY (CZE) | 1'59.879 | 2'00.231 | 9 |
| 10 | 2 | MARKUS BÖSIGER (CHE) | 48.645 | 7 | ADAM LACKO (CZE) | 41.151 | 6 | CHRISTOPHER LEVETT (GBR) | 30.158 | 10 | 9 | UWE NITTEL (DEU) | 1'59.921 | 2'00.645 | 11 |
| 11 | 23 | MATHEW SUMMERFIELD (GBR) | 48.759 | 8 | ALEX LVOV (RUS) | 41.213 | 5 | DAVID VRSECKY (CZE) | 30.279 | 11 | 6 | CHRISTOPHER LEVETT (GBR) | 1'59.974 | 1'59.974 | 7 |
| 12 | 9 | UWE NITTEL (DEU) | 48.780 | 6 | CHRISTOPHER LEVETT (GBR) | 41.240 | 9 | UWE NITTEL (DEU) | 30.324 | 12 | 8 | ALEX LVOV (RUS) | 2'00.342 | 2'00.721 | 12 |
| 13 | 8 | ALEX LVOV (RUS) | 49.100 | 23 | MATHEW SUMMERFIELD (GBR) | 41.642 | 23 | MATHEW SUMMERFIELD (GBR) | 30.557 | 13 | 23 | MATHEW SUMMERFIELD (GBR) | 2'00.958 | 2'01.461 | 13 |
| 14 | 40 | JOSE RODRIGUES (PRT) | 49.373 | 16 | MIKA MAKINEN (FIN) | 41.799 | 16 | MIKA MAKINEN (FIN) | 30.578 | 14 | 16 | MIKA MAKINEN (FIN) | 2'01.919 | 2'01.919 | 14 |
| 15 | 16 | MIKA MAKINEN (FIN) | 49.542 | 12 | ZOLTAN BIRNBAUER (HUN) | 42.029 | 14 | JEAN-PIERRE BLAISE (BEL) | 30.700 | 15 | 40 | JOSE RODRIGUES (PRT) | 2'02.284 | 2'02.867 | 15 |
| 16 | 12 | ZOLTAN BIRNBAUER (HUN) | 49.583 | 40 | JOSE RODRIGUES (PRT) | 42.086 | 12 | ZOLTAN BIRNBAUER (HUN) | 30.743 | 16 | 12 | ZOLTAN BIRNBAUER (HUN) | 2'02.355 | 2'02.890 | 16 |
| 17 | 39 | EDUARDO RODRIGUES (PRT) | 49.621 | 39 | EDUARDO RODRIGUES (PRT) | 42.335 | 40 | JOSE RODRIGUES (PRT) | 30.825 | 17 | 14 | JEAN-PIERRE BLAISE (BEL) | 2'03.219 | 2'03.801 | 18 |
| 18 | 14 | JEAN-PIERRE BLAISE (BEL) | 50.010 | 14 | JEAN-PIERRE BLAISE (BEL) | 42.509 | 37 | DAVID FELIPE PLAZA (ESP)* | 31.148 | 18 | 39 | EDUARDO RODRIGUES (PRT) | 2'03.269 | 2'03.269 | 17 |
| 19 | 37 | DAVID FELIPE PLAZA (ESP)* | 50.389 | 37 | DAVID FELIPE PLAZA (ESP)* | 42.653 | 39 | EDUARDO RODRIGUES (PRT) | 31.313 | 19 | 37 | DAVID FELIPE PLAZA (ESP)* | 2'04.190 | 2'04.242 | 19 |
| 20 | 36 | PEDRO GARCIA (ESP) | 50.777 | 30 | PHILIPPE ARLAUD (FRA) | 42.957 | 15 | ERWIN KLEINAGELVOORT (NLD) | 31.360 | 20 | 15 | ERWIN KLEINAGELVOORT (NLD) | 2'05.917 | 2'06.704 | 21 |
| 21 | 15 | ERWIN KLEINAGELVOORT (NLD) | 51.094 | 35 | DAVID MARCO BERMEJO (ESP) | 43.238 | 30 | PHILIPPE ARLAUD (FRA) | 31.498 | 21 | 30 | PHILIPPE ARLAUD (FRA) | 2'05.954 | 2'06.736 | 23 |
| 22 | 19 | FLORIAN ORSINI (FRA) | 51.260 | 19 | FLORIAN ORSINI (FRA) | 43.360 | 35 | DAVID MARCO BERMEJO (ESP) | 31.513 | 22 | 35 | DAVID MARCO BERMEJO (ESP) | 2'06.115 | 2'06.728 | 22 |
| 23 | 35 | DAVID MARCO BERMEJO (ESP) | 51.364 | 15 | ERWIN KLEINAGELVOORT (NLD) | 43.463 | 19 | FLORIAN ORSINI (FRA) | 31.821 | 23 | 19 | FLORIAN ORSINI (FRA) | 2'06.441 | 2'06.562 | 20 |
| 24 | 30 | PHILIPPE ARLAUD (FRA) | 51.499 | 32 | ALBERTO VILA MONTESERIN (ESP) | 43.617 | 36 | PEDRO GARCIA (ESP) | 32.064 | 24 | 36 | PEDRO GARCIA (ESP) | 2'06.759 | 2'06.770 | 24 |
| 25 | 34 | MICHEL BASSANELLI (FRA) | 51.883 | 36 | PEDRO GARCIA (ESP) | 43.918 | 34 | MICHEL BASSANELLI (FRA) | 32.140 | 25 | 34 | MICHEL BASSANELLI (FRA) | 2'08.222 | 2'08.442 | 25 |
| 26 | 32 | ALBERTO VILA MONTESERIN (ESP) | 52.843 | 34 | MICHEL BASSANELLI (FRA) | 44.199 | 38 | MARTIAL DEFAYE (FRA) | 32.168 | 26 | 32 | ALBERTO VILA MONTESERIN (ESP) | 2'09.050 | 2'10.059 | 26 |
| 27 | 38 | MARTIAL DEFAYE (FRA) | 52.885 | 38 | MARTIAL DEFAYE (FRA) | 44.475 | 32 | ALBERTO VILA MONTESERIN (ESP) | 32.590 | 27 | 38 | MARTIAL DEFAYE (FRA) | 2'09.528 | 2'10.259 | 27 |
| 28 | 33 | ORLANDO RODRIGUEZ RUIZ (ESP) | 53.037 | 33 | ORLANDO RODRIGUEZ RUIZ (ESP) | 45.056 | 31 | ENRIQUE VILA MONTESERIN (ESP) | 33.133 | 28 | 33 | ORLANDO RODRIGUEZ RUIZ (ESP) | 2'11.325 | 2'12.229 | 28 |
| 29 | 31 | ENRIQUE VILA MONTESERIN (ESP) | 53.692 | 31 | ENRIQUE VILA MONTESERIN (ESP) | 45.655 | 33 | ORLANDO RODRIGUEZ RUIZ (ESP) | 33.232 | 29 | 31 | ENRIQUE VILA MONTESERIN (ESP) | 2'12.480 | 2'13.885 | 29 |
| 30 | 41 | FRANCISCO NAVARRO (ESP) | 56.411 | 41 | FRANCISCO NAVARRO (ESP) | 47.344 | 41 | FRANCISCO NAVARRO (ESP) | 34.661 | 30 | 41 | FRANCISCO NAVARRO (ESP) | 2'18.416 | 2'18.649 | 30 |

VIII GP CAMION DE LAS NACIONES

CUENTAVUELTAS GRAFICO Cuarta Carrera (R2)

Circuito de Albacete
04 - 05 de Junio de 2011



VIII GP CAMION DE LAS NACIONES

CLASIFICACION OFICIAL 4ª CARRERA (R4)

Circuito de Albacete
04 - 05 de Junio de 2011

| Clas. | Nº | Concurrent / Entrant | Marque / Make | Pilotes / Driver | Eq. | Cat. | Cla. | N.V. | Tiempo | Promedio | Dif 1º | V.R. | Tiempo | Promedio |
|------------------------|----|---------------------------------------|---------------|-------------------------------|-----|------|------|------|-----------|----------|----------|------|----------|----------|
| 1 | 3 | JOCHEN HAHN (DEU) | MAN | JOCHEN HAHN (DEU) | | | | 13 | 26'08.140 | 105.619 | | 4 | 1'59.111 | 106.963 |
| 2 | 18 | TRUCK RACE TEAM ALLGÄUER (AUT) | MAN | STUART OLIVER (GBR) | | | | 13 | 26'21.147 | 104.751 | 13°007 | 3 | 1'59.543 | 106.576 |
| 3 | 1 | EQUIPO CEPESA (ESP) | MAN | ANTONIO ALBACETE (ESP) | T5 | CE | 1º | 13 | 26'21.315 | 105.641 | 13°175 | 2 | 1'58.850 | 107.198 |
| 4 | 2 | MKR TECHNOLOGY (CZE) | RENAULT | MARKUS BÖSIGER (CHE) | T2 | | | 13 | 26'21.544 | 104.877 | 13°404 | 2 | 2'00.189 | 106.004 |
| 5 | 5 | BUGGYRA INT. RACING SYSTEM (CZE) | FREIGHTLINER | DAVID VRSECKY (CZE) | T1 | | | 13 | 26'21.703 | 104.714 | 13°563 | 2 | 2'00.231 | 105.967 |
| 6 | 20 | JAVIER MARIEZCURRENA (ESP) | MAN | JAVIER MARIEZCURRENA (ESP) | | CE | 2º | 13 | 26'22.561 | 104.657 | 14°421 | 2 | 1'59.397 | 106.707 |
| 7 | 7 | MKR TEAM 14 JUNIORS (CZE) | RENAULT | ADAM LACKO (CZE) | T3 | CE | 3º | 13 | 26'22.620 | 104.653 | 14°480 | 2 | 2'00.424 | 105.797 |
| 8 | 4 | MKR TECHNOLOGY (CZE) | RENAULT | MARKUS OESTREICH (DEU) | T2 | | | 13 | 26'23.477 | 104.596 | 15°337 | 3 | 1'59.309 | 106.785 |
| 9 | 6 | BUGGYRA INT. RACING SYSTEM (CZE) | FREIGHTLINER | CHRISTOPHER LEVETT (GBR) | T1 | | | 13 | 26'31.710 | 104.055 | 23°570 | 2 | 1'59.974 | 106.194 |
| 10 | 10 | MKR TEAM 14 JUNIORS (CZE) | RENAULT | ANTHONY JANIEC (FRA) | T3 | | | 13 | 26'42.915 | 103.328 | 34°775 | 2 | 1'59.633 | 106.496 |
| 11 | 16 | MIKA MAKINEN (FIN) | MAN | MIKA MAKINEN (FIN) | T4 | | | 13 | 26'55.795 | 102.504 | 47°655 | 3 | 2'01.919 | 104.499 |
| 12 | 12 | ZOLTAN BIRNBAUER (HUN) | MAN | ZOLTAN BIRNBAUER (HUN) | T4 | | | 13 | 27'02.214 | 102.099 | 54°074 | 10 | 2'02.890 | 103.674 |
| 13 | 23 | MATHEW SUMMERFIELD (GBR) | MAN | MATHEW SUMMERFIELD (GBR) | | | | 13 | 27'04.185 | 101.975 | 56°045 | 3 | 2'01.461 | 104.893 |
| 14 | 40 | JOSE RODRIGUES (PRT) | MAN | JOSE RODRIGUES (PRT) | | CE | 4º | 13 | 27'10.912 | 101.554 | 1'02°772 | 9 | 2'02.867 | 103.693 |
| 15 | 14 | JEAN-PIERRE BLAISE (BEL) | RENAULT | JEAN-PIERRE BLAISE (BEL) | | | | 13 | 27'13.888 | 101.369 | 1'05°748 | 10 | 2'03.801 | 102.911 |
| 16 | 15 | ERWIN KLEINAGELVOORT (NLD) | SCANIA | ERWIN KLEINAGELVOORT (NLD) | | | | 13 | 28'03.969 | 98.355 | 1'55°829 | 4 | 2'06.704 | 100.553 |
| 17 | 9 | TRUCK SPORT LUTZ BERNAU (DEU) | MAN | UWE NITTEL (DEU) | T5 | | | 12 | 26'09.999 | 97.379 | 1 Vta. | 2 | 2'00.645 | 105.603 |
| 18 | 19 | FLORIAN ORSINI (FRA) | MERCEDES | FLORIAN ORSINI (FRA) | | | | 12 | 26'10.569 | 97.344 | 1 Vta. | 5 | 2'06.562 | 100.666 |
| 19 | 36 | PEDRO GARCIA (ESP)* | IVECO | PEDRO GARCIA (ESP) | | | | 12 | 26'11.407 | 97.292 | 1 Vta. | 11 | 2'06.770 | 100.501 |
| 20 | 35 | DAVID MARCO BERMEJO (ESP) | MAN | DAVID MARCO BERMEJO (ESP) | | | | 12 | 26'14.076 | 97.127 | 1 Vta. | 11 | 2'06.728 | 100.534 |
| 21 | 34 | MICHEL BASSANELLI (FRA) | DAF | MICHEL BASSANELLI (FRA) | | CE | 5º | 12 | 26'22.361 | 96.619 | 1 Vta. | 3 | 2'08.442 | 99.192 |
| 22 | 33 | ORLANDO RODRIGUEZ RUIZ (ESP) | MERCEDES | ORLANDO RODRIGUEZ RUIZ (ESP) | | CE | 6º | 12 | 27'17.422 | 93.370 | 1 Vta. | 2 | 2'12.229 | 96.352 |
| 23 | 32 | ALBERTO VILA MONTESERIN (ESP) | MERCEDES | ALBERTO VILA MONTESERIN (ESP) | | | | 12 | 27'18.557 | 93.305 | 1 Vta. | 4 | 2'10.059 | 97.959 |
| 24 | 37 | MOTOR CLUB CIRCUITO DE ALBACETE (ESP) | MAN | DAVID FELIPE PLAZA (ESP)* | | CE | 7º | 12 | 27'20.716 | 93.182 | 1 Vta. | 6 | 2'04.242 | 102.546 |
| 25 | 31 | ENRIQUE VILA MONTESERIN (ESP) | MERCEDES | ENRIQUE VILA MONTESERIN (ESP) | | | | 12 | 27'23.115 | 93.046 | 1 Vta. | 6 | 2'13.885 | 95.160 |
| 26 | 38 | MARTIAL DEFAYE (FRA) | DAF | MARTIAL DEFAYE (FRA) | | | | 12 | 27'25.248 | 92.926 | 1 Vta. | 3 | 2'10.259 | 97.809 |
| 27 | 8 | TRUCK RACE TEAM ALLGÄUER (AUT) | MAN | ALEX LVOV (RUS) | | | | 11 | 26'44.945 | 87.321 | 2 Vta. | 6 | 2'00.721 | 105.536 |
| 28 | 41 | FRANCISCO NAVARRO (ESP) | RENAULT | FRANCISCO NAVARRO (ESP) | | | | 11 | 27'26.163 | 85.134 | 2 Vta. | 5 | 2'18.649 | 91.890 |
| NO CLASIFICADOS | | | | | | | | | | | | | | |
| 29 | 30 | PHILIPPE ARLAUD (FRA)* | VOLVO | PHILIPPE ARLAUD (FRA) | | | | 6 | 12'57.402 | 98.331 | 7 Vta. | 4 | 2'06.736 | 100.528 |
| 30 | 39 | EDUARDO RODRIGUES (PRT) | MAN | EDUARDO RODRIGUES (PRT) | | CE | 8º | 6 | 13'20.921 | 95.444 | 7 Vta. | 3 | 2'03.269 | 103.355 |

Penalizado el participante numero 1 con la perdida de dos posiciones, Decision nº 6 de los Comisarios Deportivos,
Penalizado el participante numero 2 con la perdida de una posicion, Decision nº 7 de los Comisarios Deportivos,

Vuelta mas rapida **ANTONIO ALBACETE (ESP)** en **1'58.850** a **107.198** Km/h.

PROVISIONAL

Circuito de Albacete 05 de Junio de 2011

A las Horas.

EL DIRECTOR DE CARRERA

EL JEFE DE CRONOMETRAJE

DEFINITIVA

Circuito de Albacete 05 de Junio de 2011

A las Horas.

LOS COMISARIOS DEPORTIVOS