

RESULTADOS 2ª sesion de Entrenamientos

Ord.	Nº	Team	Nac.	Piloto	Nac.	Piloto 2	Nac.	Vehiculo	N.V.	V.R.	Tiempo	Dif. 1º	Dif. Ant	Km/h
1	1	AUTORABAL	PT	Joao Diogo Lopes	PT	<u>Filipe Martins</u>	PT	Ford Transit	10	10	2'05.864			110.119
2	26	CAM	PT	Pedro Salvador	PT	<u>José Pedro Leite</u>	PT	Ford Transit	12	11	2'06.175	0"311	0"311	109.848
3	10	M. COUTINHO	PT	Paulo Renato Machado	PT	<u>Joao Baptista</u>	PT	Ford Transit	12	9	2'06.284	0"420	0"109	109.753
4	83	BETA / ENI	PT	Valter Cardoso	PT	<u>António Costa</u>	PT	Ford Transit	10	10	2'06.331	0"467	0"047	109.712
5	33	DARO	PT	Rui Azevedo	PT	<u>Jorge Areia</u>	PT	Ford Transit	10	4	2'06.472	0"608	0"141	109.590
6	99	MAIVEX	PT	Lourenço Rosa	PT	<u>Joao Aragau Teixeira</u>	PT	Ford Transit	10	10	2'07.503	1"639	1"031	108.704
7	28	BRM	PT	Nuno Santos	PT	<u>Pedro Fins</u>	PT	Ford Transit	12	12	2'07.948	2"084	0"445	108.326
8	70	FIAAL	PT	Nuno Fontainhas	PT	<u>Joao Fontainhas</u>	PT	Ford Transit	7	3	2'08.430	2"566	0"482	107.919
9	45	FORD / Q&F	PT	Kike Salgueiro	PT	<u>Juan Collin</u>	PT	Ford Transit	12	7	2'09.942	4"078	1"512	106.663

Circuito del Jarama 28 de Mayo de 2011


A las 15:27 Horas.

EL DIRECTOR DE CARRERA

EL JEFE DE CRONOMETRAJE



Santisima Trinidad 30 28010 MADRID
Tel y Fax 91.448.32.06
www.cronococa.com
e-mail: info@cronococa.com




Juan Bravo 17 28006 MADRID
Tel 91.432.27.50
www.gtsport.es
e-mail: info@gtsport.es

TIEMPOS POR VUELTA 2ª sesion de Entrenamientos

Numero	1			10			26			28			33			45		
	Vuelta	Parciales	Vel./Pil.	Vuelta	Parciales	Vel./Pil.	Vuelta	Parciales	Vel./Pil.	Vuelta	Parciales	Vel./Pil.	Vuelta	Parciales	Vel./Pil.	Vuelta	Parciales	Vel./Pil.
1ª - 1	0'48.668	0'48.668	163.389	0'48.698	0'48.698	163.637	0'48.092	0'48.092	164.635	0'49.683	0'49.683	161.920	0'48.677	0'48.677	165.645	0'49.917	0'49.917	159.058
1ª - 2	1'31.662	0'42.994		1'31.583	0'42.885		1'30.965	0'42.873		1'33.245	0'43.562		1'31.310	0'42.633		1'33.688	0'43.771	
1ª - 3	2'07.324	0'35.662		2'07.122	0'35.539		2'06.193	0'35.228		2'09.192	0'35.947		2'06.916	0'35.606		2'10.258	0'36.570	
2ª - 1	0'48.549	0'48.549	165.391	0'48.536	0'48.536	163.885	0'48.353	0'48.353	164.886	0'49.580	0'49.580	162.407	0'48.614	0'48.614	166.667	0'49.689	0'49.689	161.677
2ª - 2	1'31.374	0'42.825		1'31.252	0'42.716		1'31.091	0'42.738		1'32.802	0'43.222		1'33.147	0'44.533		1'33.762	0'44.073	
2ª - 3	2'06.735	0'35.361		2'06.669	0'35.417		2'06.350	0'35.259		2'09.139	0'36.337		2'08.514	0'35.367		2'10.545	0'36.783	
3ª - 1	0'48.111	0'48.111	166.410	0'48.532	0'48.532	165.138	0'48.204	0'48.204	165.645	0'49.724	0'49.724	162.896	0'48.239	0'48.239	168.750	0'49.687	0'49.687	162.163
3ª - 2	1'30.698	0'42.587		1'31.376	0'42.844		1'31.104	0'42.900		1'33.411	0'43.687		1'31.028	0'42.789		1'33.569	0'43.882	
3ª - 3	2'05.994	0'35.296		2'07.120	0'35.744		2'06.445	0'35.341		2'09.378	0'35.967		2'06.472	0'35.444		2'10.021	0'36.452	
4ª - 1	0'48.361	0'48.361	165.138	0'48.352	0'48.352	165.645	0'48.178	0'48.178	166.154	0'49.170	0'49.170	164.134	0'48.322	0'48.322	170.079	0'49.645	0'49.645	162.407
4ª - 2	1'30.960	0'42.599		1'31.898	0'43.546		1'31.131	0'42.953		1'32.609	0'43.439		1'30.847	0'42.525		1'33.663	0'44.018	
4ª - 3	2'06.412	0'35.452		2'14.711	0'42.813	PIT	2'06.470	0'35.339		2'08.666	0'36.057		2'06.578	0'35.731		2'10.322	0'36.659	
5ª - 1	0'48.402	0'48.402	166.154	3'38.035	3'38.035		0'48.241	0'48.241	169.015	0'49.404	0'49.404	164.134	0'48.699	0'48.699	166.410	0'49.624	0'49.624	162.407
5ª - 2	1'32.275	0'43.873		4'22.579	0'44.544		1'31.613	0'43.372		1'32.847	0'43.443		1'31.337	0'42.638		1'33.857	0'44.233	
5ª - 3	2'19.690	0'47.415	PIT	4'58.123	0'35.544		2'16.554	0'44.941	PIT	2'08.728	0'35.881		2'07.015	0'35.678		2'10.200	0'36.343	
6ª - 1	4'27.125	4'27.125		0'48.507	0'48.507	165.391	3'53.587	3'53.587		0'49.250	0'49.250	163.637	0'51.388	0'51.388	156.070	0'49.493	0'49.493	163.143
6ª - 2	5'27.756	1'00.631		1'31.445	0'42.938		4'37.011	0'43.424		1'32.857	0'43.607		1'40.289	0'48.901		1'33.308	0'43.815	
6ª - 3	6'14.961	0'47.205		2'06.866	0'35.421		5'12.447	0'35.436		2'08.523	0'35.666		2'27.527	0'47.283	PIT	2'09.942	0'36.634	
7ª - 1	1'00.665	1'00.665	162.163	0'48.396	0'48.396	164.886	0'48.431	0'48.431	164.886	0'54.071	0'54.071	167.183	3'32.617	3'32.617		0'49.603	0'49.603	162.407
7ª - 2	1'59.822	0'59.157		1'31.173	0'42.777		1'31.473	0'43.042		2'18.247	1'24.176		4'20.493	0'47.876		1'33.755	0'44.152	
7ª - 3	2'36.189	0'36.367		2'06.461	0'35.288		2'06.758	0'35.285		2'55.631	0'37.384		4'55.875	0'35.382		2'10.345	0'36.590	
8ª - 1	0'48.298	0'48.298	164.384	0'48.296	0'48.296	164.384	0'48.265	0'48.265	164.384	0'49.065	0'49.065	164.134	0'48.527	0'48.527	162.651	0'49.764	0'49.764	161.195
8ª - 2	1'30.663	0'42.365		1'31.049	0'42.753		1'31.502	0'43.237		1'32.483	0'43.418		1'31.507	0'42.980		1'33.619	0'43.855	
8ª - 3	2'05.909	0'35.246		2'06.284	0'35.235		2'12.384	0'40.882	PIT	2'08.546	0'36.063		2'07.031	0'35.524		2'10.060	0'36.441	
9ª - 1	0'48.034	0'48.034	165.138	0'48.336	0'48.336	164.635	3'17.344	3'17.344		0'56.532	0'56.532	123.429	0'59.064	0'59.064	145.750	0'50.165	0'50.165	161.195
9ª - 2	1'30.645	0'42.611		1'31.186	0'42.850		4'00.723	0'43.379		1'47.063	0'50.531		2'03.615	1'04.551		1'34.016	0'43.851	
9ª - 3	2'05.864	0'35.219		2'06.580	0'35.394		4'36.445	0'35.722		2'36.186	0'49.123	PIT	3'04.264	1'00.649	PIT	2'10.552	0'36.536	
10ª - 1	1'01.347	1'01.347	123.148	0'48.462	0'48.462	163.637	0'48.100	0'48.100	163.885	3'48.434	3'48.434					0'50.001	0'50.001	160.476
10ª - 2	2'06.795	1'05.448		1'31.263	0'42.801		1'30.924	0'42.824		4'32.998	0'44.564					1'34.121	0'44.120	
10ª - 3				2'06.538	0'35.275		2'06.175	0'35.251		5'09.888	0'36.890					2'10.457	0'36.336	
11ª - 1				0'48.461	0'48.461	163.143	0'48.073	0'48.073	165.138	0'49.271	0'49.271	162.163				0'50.014	0'50.014	160.715
11ª - 2				1'31.191	0'42.730		1'30.945	0'42.872		1'32.497	0'43.226					1'33.788	0'43.774	
11ª - 3				2'06.888	0'35.697		2'06.239	0'35.294		2'07.948	0'35.451					2'10.130	0'36.342	

Vuelta Ideal	
0'48.034	0'48.034
1'30.399	0'42.365
2'05.618	0'35.219

Vuelta Ideal	
0'48.296	0'48.296
1'31.012	0'42.716
2'06.247	0'35.235

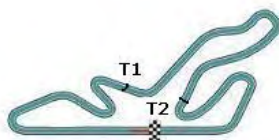
Vuelta Ideal	
0'48.073	0'48.073
1'30.811	0'42.738
2'06.039	0'35.228

Vuelta Ideal	
0'49.065	0'49.065
1'32.287	0'43.222
2'07.738	0'35.451

Vuelta Ideal	
0'48.239	0'48.239
1'30.764	0'42.525
2'06.131	0'35.367

Vuelta Ideal	
0'49.493	0'49.493
1'33.264	0'43.771
2'09.600	0'36.336

Vuelta Mas Rapida Ideal	
0'48.034	0'48.034
1'30.399	0'42.365
2'05.618	0'35.219



TIEMPOS POR VUELTA 2ª sesion de Entrenamientos

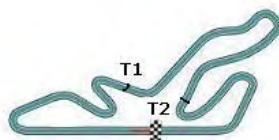
Numero	70			83			99		
	Vuelta	Parciales	Vel./Pil.	Vuelta	Parciales	Vel./Pil.	Vuelta	Parciales	Vel./Pil.
1ª - 1	0'49.083	0'49.083	165.138	0'49.484	0'49.484	163.143	0'49.188	0'49.188	162.407
1ª - 2	1'32.501	0'43.418		1'32.646	0'43.162		1'32.762	0'43.574	
1ª - 3	2'08.674	0'36.173		2'09.287	0'36.641		2'08.980	0'36.218	
2ª - 1	0'48.918	<u>0'48.918</u>	165.645	0'48.713	0'48.713	164.134	0'49.064	0'49.064	162.407
2ª - 2	1'32.371	0'43.453		1'31.829	0'43.116		1'33.951	0'44.887	
2ª - 3	<u>2'08.430</u>	0'36.059		2'07.758	0'35.929		2'16.407	0'42.456	
3ª - 1	0'49.166	0'49.166	165.391	0'48.573	0'48.573	165.899	0'49.487	0'49.487	162.896
3ª - 2	1'32.558	<u>0'43.392</u>		1'32.923	0'44.350		1'32.994	0'43.507	
3ª - 3	2'08.867	0'36.309		2'18.817	0'45.894	PIT	2'08.911	0'35.917	
4ª - 1	0'49.063	0'49.063	163.389	2'18.390	2'18.390		0'48.739	0'48.739	164.134
4ª - 2	1'32.637	0'43.574		3'01.488	0'43.098		1'32.012	0'43.273	
4ª - 3	2'08.519	0'35.882		3'37.884	0'36.396		2'09.849	0'37.837	
5ª - 1	0'49.643	0'49.643	162.651	0'48.517	0'48.517	165.138	0'49.137	0'49.137	165.645
5ª - 2	1'33.298	0'43.655		1'31.317	0'42.800		1'33.228	0'44.091	
5ª - 3	2'09.168	<u>0'35.870</u>		2'07.228	0'35.911		2'09.500	0'36.272	
6ª - 1	0'55.283	0'55.283	132.516	0'48.719	0'48.719	165.899	0'49.425	0'49.425	160.715
6ª - 2	1'48.071	0'52.788		1'31.827	0'43.108		1'35.225	0'45.800	
6ª - 3	2'40.520	0'52.449	PIT	2'14.140	0'42.313	PIT	2'20.618	0'45.393	PIT
7ª - 1				4'04.462	4'04.462		7'41.124	7'41.124	
7ª - 2				4'47.557	0'43.095		8'24.649	0'43.525	
7ª - 3				5'23.862	0'36.305		9'00.625	0'35.976	
8ª - 1				0'48.664	0'48.664	163.389	0'48.906	0'48.906	162.407
8ª - 2				1'31.318	0'42.654		1'32.151	<u>0'43.245</u>	
8ª - 3				2'06.847	<u>0'35.529</u>		2'07.714	<u>0'35.563</u>	
9ª - 1				0'48.316	<u>0'48.316</u>	164.384	0'48.531	<u>0'48.531</u>	162.896
9ª - 2				1'30.777	<u>0'42.461</u>		1'31.854	0'43.323	
9ª - 3				<u>2'06.331</u>	0'35.554		<u>2'07.503</u>	0'35.649	
10ª - 1				0'49.125	0'49.125	163.885	0'53.881	0'53.881	142.669
10ª - 2				1'32.469	0'43.344		1'41.584	0'47.703	
11ª - 1									
11ª - 2									
11ª - 3									

Vuelta Ideal	
0'48.918	0'48.918
1'32.310	0'43.392
2'08.180	0'35.870

Vuelta Ideal	
0'48.316	0'48.316
1'30.777	0'42.461
2'06.306	0'35.529

Vuelta Ideal	
0'48.531	0'48.531
1'31.776	0'43.245
2'07.339	0'35.563

Vuelta Mas Rapida Ideal	
0'48.034	0'48.034
1'30.399	0'42.365
2'05.618	0'35.219



Clasificación por Sectores 2ª sesión de Entrenamientos

Sector - 1			Sector - 2			Sector - 3			Vuelta Ideal vs Vuelta Rapida				
Ord.	Nº piloto	Tiempo	Nº piloto	Tiempo	Nº piloto	Tiempo	Ord.	Nº piloto	V. Ideal	V. Rapida	Ord.		
1	1 Filipe Martins	48.034	1 Filipe Martins	42.365	1 Filipe Martins	35.219	1	1 Filipe Martins	2'05.618	2'05.864	1		
2	26 José Pedro Leite	48.073	83 António Costa	42.461	26 José Pedro Leite	35.228	2	26 José Pedro Leite	2'06.039	2'06.175	2		
3	33 Jorge Areia	48.239	33 Jorge Areia	42.525	10 Joao Baptista	35.235	3	33 Jorge Areia	2'06.131	2'06.472	5		
4	10 Joao Baptista	48.296	10 Joao Baptista	42.716	33 Jorge Areia	35.367	4	10 Joao Baptista	2'06.247	2'06.284	3		
5	83 António Costa	48.316	26 José Pedro Leite	42.738	28 Pedro Fins	35.451	5	83 António Costa	2'06.306	2'06.331	4		
6	99 Joao Aragau Teixeira	48.531	28 Pedro Fins	43.222	83 António Costa	35.529	6	99 Joao Aragau Teixeira	2'07.339	2'07.503	6		
7	70 Joao Fontainhas	48.918	99 Joao Aragau Teixeira	43.245	99 Joao Aragau Teixeira	35.563	7	28 Pedro Fins	2'07.738	2'07.948	7		
8	28 Pedro Fins	49.065	70 Joao Fontainhas	43.392	70 Joao Fontainhas	35.870	8	70 Joao Fontainhas	2'08.180	2'08.430	8		
9	45 Juan Collin	49.493	45 Juan Collin	43.771	45 Juan Collin	36.336	9	45 Juan Collin	2'09.600	2'09.942	9		

EVOLUCION VUELTAS RAPIDAS 2ª sesion de Entrenamientos

Hora	14h.58'00"		15h.01'00"		15h.04'00"		15h.07'00"		15h.10'00"		15h.13'00"		15h.16'00"		15h.19'00"		
Orden	Num.	Tiempo	Num.	Tiempo	Num.	Tiempo	Num.	Tiempo	Num.	Tiempo	Num.	Tiempo	Num.	Tiempo	Num.	Tiempo	Equipo
1º	26	2'06.193	26	2'06.193	1	2'05.994	1	2'05.994	1	2'05.994	1	2'05.994	1	2'05.994	1	2'05.908	Martins - Diogo
2º	33	2'06.915	33	2'06.472	26	2'06.193	26	2'06.193	26	2'06.193	26	2'06.193	26	2'06.193	26	2'06.174	Salvador - Leite
3º	10	2'07.121	10	2'06.668	33	2'06.472	33	2'06.472	33	2'06.472	10	2'06.460	10	2'06.284	10	2'06.284	Mach - Baptista
4º	99	2'08.979	1	2'07.324	10	2'06.668	10	2'06.668	10	2'06.668	33	2'06.472	33	2'06.472	33	2'06.472	Azevedo - Areia
5º	28	2'09.138	83	2'07.758	83	2'07.758	83	2'07.758	83	2'07.227	83	2'07.227	83	2'07.227	83	2'06.846	Costa - Cardoso
6º			70	2'08.674	70	2'08.430	70	2'08.430	70	2'08.430	70	2'08.430	70	2'08.430	70	2'07.713	Rosa - Aragau
7º			99	2'08.911	28	2'08.666	28	2'08.523	28	2'08.523	28	2'08.523	28	2'08.523	28	2'08.430	N. Fontainhas - J. Fontainhas
8º			28	2'09.138	99	2'08.911	99	2'08.911	99	2'08.911	99	2'08.911	99	2'08.911	28	2'08.523	Fins - Santos
9º			45	2'10.257	45	2'10.020	45	2'10.020	45	2'09.941	45	2'09.941	45	2'09.941	45	2'09.941	Salgueiro - Collin



Circuito del Jarama

28 - 29 de Mayo de 2011

VELOCIDAD MAXIMA 2ª sesion de Entrenamientos

Ord.	Nº	Team	Nac.	Piloto	Nac.	Piloto 2	Nac.	Vehiculo	Km/h
1	33	DARO	PT	Rui Azevedo	PT	Jorge Areia	PT	Ford Transit	170.079
2	26	CAM	PT	Pedro Salvador	PT	José Pedro Leite	PT	Ford Transit	169.015
3	28	BRM	PT	Nuno Santos	PT	Pedro Fins	PT	Ford Transit	167.183
4	1	AUTORABAL	PT	Joao Diogo Lopes	PT	Filipe Martins	PT	Ford Transit	166.410
5	83	BETA / ENI	PT	Valter Cardoso	PT	António Costa	PT	Ford Transit	165.899
6	10	M. COUTINHO	PT	Paulo Renato Machado	PT	Joao Baptista	PT	Ford Transit	165.645
7	70	FIAAL	PT	Nuno Fontainhas	PT	Joao Fontainhas	PT	Ford Transit	165.645
8	99	MAIVEX	PT	Lourenço Rosa	PT	Joao Aragau Teixeira	PT	Ford Transit	165.645
9	45	FORD / Q&F	PT	Kike Salgueiro	PT	Juan Collin	PT	Ford Transit	163.143




Santísima Trinidad 30 28010 MADRID
Tel y Fax 91.448.32.06
www.cronococa.com
e-mail: info@cronococa.com



Juan Bravo 17 28006 MADRID
Tel 91.432.27.50
www.gtsport.es
e-mail: info@gtsport.es

PARRILLA DE SALIDA 2ª Carrera

Num.	piloto	Tiempo	Fila	Num.	piloto	Tiempo
45	Juan Collin	2'09.942				
		 4	70	Joao Fontainhas	2'08.430
28	Pedro Fins	2'07.948				
		 3	99	Joao Aragau Teixeira	2'07.503
33	Jorge Areia	2'06.472				
		 2	83	António Costa	2'06.331
10	Joao Baptista	2'06.284				
		 1	26	José Pedro Leite	2'06.175
1	Filipe Martins	2'05.864				



LOS COMISARIOS DEPORTIVOS

JEFE de CRONOMETRAJE



Santísima Trinidad 30 28010 MADRID
Tel y Fax 91.448.32.06
www.cronococa.com
e-mail: info@cronococa.com




Juan Bravo 17 28006 MADRID
Tel 91.432.27.50
www.gtsport.es
e-mail: info@gtsport.es