



2000 Light



Qualifying RESULTS

Circuit of Imola
On April, 30 - May, 1

Ord.	Nº	Entrant	Driver	Vehicle	Cat.	Cla.	Laps	Best	Time	Gap	Interval	Km/h
1	10	GATTO SIMONE	GATTO SIMONE	FR 2,0	2000 Light	1º	5	5	1'51.540			158.441
2	11	ENGINEERING DURANGO SRL	CURATOLO BALDASSARE	FR 2,0	2000 Light	2º	5	5	1'53.696	2"156	2"156	155.436
3	64	ISLAND MOTORSPORT	PELLITERI ANTONINO	FA 010 - FPT	duemila Top	1º	5	5	1'54.693	3"153	0"997	154.085
4	13	COLLIVADINO PAOLO	COLLIVADINO PAOLO	FR 2,0	2000 Light	3º	5	5	1'57.620	6"080	2"927	150.250
5	73	PECCENINI PIETRO	PECCENINI PIETRO	FR 2,0	2000 Light	4º	5	5	1'59.096	7"556	1"476	148.388
6	77	MINGIONE FRANCESCO	MINGIONE FRANCESCO	FR 2,0	2000 Light	5º	4	4	2'01.524	9"984	2"428	145.424
7	28	PORRI FEDERICO	PORRI FEDERICO	FR 2,0	2000 Light	6º	5	3	2'05.541	14"001	4"017	140.770
8	88	ISLAND MOTORSPORT	OHMURA YOSHIKI	FA 010 - FPT	duemila Top	2º	4	3	2'12.312	20"772	6"771	133.567

Circuit of Imola on April 30, 2011

At 13:20

RACE DIRECTOR

TIMEKEEPER



Santisima Trinidad 30 28010 MADRID
Tel y Fax 91.448.32.06
www.cronococa.com
e-mail:info@cronococa.com





Circuit of Imola
On April, 30 - May, 1

LAP ANALYSIS Qualifying

Number	10			11			13			28			64			73			
	Lap	Lap Time	Partial	Speed	Lap Time	Partial	Speed	Lap Time	Partial	Speed	Lap Time	Partial	Speed	Lap Time	Partial	Speed	Lap Time	Partial	Speed
1 ^a - 1	2'21.317	2'21.317		145.553	2'11.748	2'11.748	163.885	0'54.604	0'54.604	124.424	1'55.519	1'55.519	144.773	2'18.545	2'18.545	158.591	2'11.154	2'11.154	152.328
1 ^a - 2	3'30.114	1'08.797			3'05.877	0'54.129		1'54.044	0'59.440		2'59.425	1'03.906		3'13.545	0'55.000		3'20.602	1'09.448	
1 ^a - 3	4'16.721	0'46.607			3'51.074	0'45.197		2'40.331	0'46.287		3'48.498	0'49.073		3'58.534	0'44.989		4'12.174	0'51.572	
2 ^a - 1	0'25.480	0'25.480	219.068		0'25.144	0'25.144	235.808	0'25.919	0'25.919	225.000	0'27.470	0'27.470	206.501	0'25.535	0'25.535	221.312	0'27.458	0'27.458	206.897
2 ^a - 2	1'14.807	0'49.327			1'21.156	0'56.012		1'16.952	0'51.033		1'20.440	0'52.970		1'13.706	0'48.171		1'20.976	0'53.518	
2 ^a - 3	1'58.067	0'43.260			2'06.464	0'45.308		1'59.496	0'42.544		2'05.541	0'45.101		1'56.610	0'42.904		2'05.106	0'44.130	
3 ^a - 1	0'23.706	0'23.706	234.274		0'24.027	0'24.027	238.411	0'24.843	0'24.843	228.330	0'24.687	0'24.687	230.278	0'24.457	0'24.457	231.760	0'24.596	0'24.596	233.262
3 ^a - 2	1'10.743	0'47.037			1'12.487	0'48.460		1'17.563	0'52.720		1'48.309	1'23.622		1'13.077	0'48.620		1'16.424	0'51.828	
3 ^a - 3	1'52.331	0'41.588			1'55.701	0'43.214		1'59.629	0'42.066		2'32.139	0'43.830		1'55.656	0'42.579		1'59.510	0'43.086	
4 ^a - 1	0'23.237	0'23.237	234.274		0'23.638	0'23.638	234.783	0'23.933	0'23.933	232.759	0'24.670	0'24.670	231.264	0'24.155	0'24.155	235.808	0'24.961	0'24.961	231.760
4 ^a - 2	1'10.076	0'46.839			1'11.302	0'47.664		1'13.398	0'49.465		1'14.810	0'50.140		1'12.579	0'48.424		1'15.253	0'50.292	
4 ^a - 3	1'51.540	0'41.464			1'53.696	0'42.394		1'57.620	0'44.222		2'09.578	0'54.768		1'54.693	0'42.114		1'59.096	0'43.843	

Ideal Lap	
0'23.237	0'23.237
1'10.076	0'46.839
1'51.540	0'41.464

Ideal Lap	
0'23.638	0'23.638
1'11.302	0'47.664
1'53.696	0'42.394

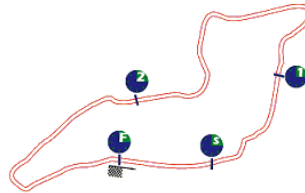
Ideal Lap	
0'23.933	0'23.933
1'13.398	0'49.465
1'55.464	0'42.066

Ideal Lap	
0'24.670	0'24.670
1'14.810	0'50.140
1'58.640	0'43.830

Ideal Lap	
0'24.155	0'24.155
1'12.326	0'48.171
1'54.440	0'42.114

Ideal Lap	
0'24.596	0'24.596
1'14.888	0'50.292
1'57.974	0'43.086

Ideal Best Lap	
0'23.237	0'23.237
1'10.076	0'46.839
1'51.540	0'41.464



COCA
CRONOMETRIE
Santísima Trinidad 30 28010 MADRID
Tel y Fax 91.448.32.06
www.cronococa.com
e-mail: info@cronococa.com

GTSPORT
ORGANIZATION
Juan Bravo 17 28006 MADRID
Tel 91.432.27.50
www.gtsport.es
e-mail: info@gtsport.es



2000 Light



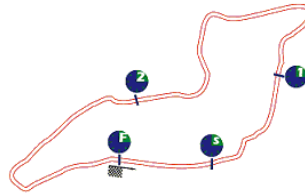
Circuit of Imola
On April, 30 - May, 1

LAP ANALYSIS Qualifying

Number	77			88		
	Lap Time	Partial	Speed	Lap Time	Partial	Speed
1 ^a - 1	0'58.076	0'58.076	140.993	2'34.963	2'34.963	142.293
1 ^a - 2	1'55.675	0'57.599		3'38.252	1'03.289	
1 ^a - 3	2'50.581	0'54.906		4'31.253	0'53.001	
2 ^a - 1	0'26.233	0'26.233	226.416	0'28.024	0'28.024	180.000
2 ^a - 2	1'19.249	0'53.016		1'26.349	0'58.325	
2 ^a - 3	2'03.570	0'44.321		<u>2'12.312</u>	<u>0'45.963</u>	
3 ^a - 1	0'25.666	0'25.666	225.942	0'26.163	0'26.163	200.744
3 ^a - 2	1'17.233	<u>0'51.567</u>		1'28.430	1'02.267	
3 ^a - 3	<u>2'01.524</u>	<u>0'44.291</u>		2'16.219	0'47.789	
4 ^a - 1	0'25.388	<u>0'25.388</u>	227.849	0'25.894	<u>0'25.894</u>	219.513
4 ^a - 2	1'19.460	0'54.072		1'21.571	<u>0'55.677</u>	
4 ^a - 3						

Ideal Lap	
0'25.388	0'25.388
1'16.955	0'51.567
2'01.246	0'44.291

Ideal Lap	
0'25.894	0'25.894
1'21.571	0'55.677
2'07.534	0'45.963



COCA
CRONOMETRAGE
Santísima Trinidad 30 28010 MADRID
Tel y Fax 91.448.32.06
www.cronococa.com
e-mail: info@cronococa.com

GTSPORT
ORGANIZACIÓN
Juan Bravo 17 28006 MADRID
Tel 91.432.27.50
www.gtssport.es
e-mail: info@gtssport.es



2000 Light



Circuit of Imola
On April, 30 - May, 1

Qualifying Sectors Results

Sector - 1				Sector - 2				Sector - 3				Ideal Lap vs Best Lap				
Ord.	Nº	Driver	Time	Nº	Driver	Time	Nº	Driver	Time	Ord.	Nº	Driver	Idea Lap	Best Lap	Ord.	
1	10	GATTO SIMONE	23.237	10	GATTO SIMONE	46.839	10	GATTO SIMONE	41.464	1	10	GATTO SIMONE	1'51.540	1'51.540	1	
2	11	CURATOLO BALDASSARE	23.638	11	CURATOLO BALDASSARE	47.664	13	COLLIVADINO PAOLO	42.066	2	11	CURATOLO BALDASSARE	1'53.696	1'53.696	2	
3	13	COLLIVADINO PAOLO	23.933	64	PELLITERI ANTONINO	48.171	64	PELLITERI ANTONINO	42.114	3	64	PELLITERI ANTONINO	1'54.440	1'54.693	3	
4	64	PELLITERI ANTONINO	24.155	13	COLLIVADINO PAOLO	49.465	11	CURATOLO BALDASSARE	42.394	4	13	COLLIVADINO PAOLO	1'55.464	1'57.620	4	
5	73	PECCENINI PIETRO	24.596	28	PORRI FEDERICO	50.140	73	PECCENINI PIETRO	43.086	5	73	PECCENINI PIETRO	1'57.974	1'59.096	5	
6	28	PORRI FEDERICO	24.670	73	PECCENINI PIETRO	50.292	28	PORRI FEDERICO	43.830	6	28	PORRI FEDERICO	1'58.640	2'05.541	7	
7	77	MINGIONE FRANCESCO	25.388	77	MINGIONE FRANCESCO	51.567	77	MINGIONE FRANCESCO	44.291	7	77	MINGIONE FRANCESCO	2'01.246	2'01.524	6	
8	88	OHMURA YOSHIKI	25.894	88	OHMURA YOSHIKI	55.677	88	OHMURA YOSHIKI	45.963	8	88	OHMURA YOSHIKI	2'07.534	2'12.312	8	



Santísima Trinidad 30 28010 MADRID
Tel y Fax 91.448.32.06
www.cronococa.com
e-mail: info@cronococa.com



Juan Bravo 17 28006 MADRID
Tel 91.432.27.50
www.gtssport.es
e-mail: info@gtssport.es




2000 Light



Circuit of Imola
On April, 30 - May, 1

Qualifying MAXIMUM SPEED

Ord.	Nº	Entrant	Driver	Vehicle	Cat.	Cla.	Km/h
1	11	ENGINEERING DURANGO SRL	CURATOLO BALDASSARE	FR 2,0	2000 Light	1º	238.411
2	64	ISLAND MOTORSPORT	PELLITERI ANTONINO	FA 010 - FPT	duemila Top	1º	235.808
3	10	GATTO SIMONE	GATTO SIMONE	FR 2,0	2000 Light	2º	234.274
4	73	PECCENINI PIETRO	PECCENINI PIETRO	FR 2,0	2000 Light	3º	233.262
5	13	COLLIVADINO PAOLO	COLLIVADINO PAOLO	FR 2,0	2000 Light	4º	232.759
6	28	PORRI FEDERICO	PORRI FEDERICO	FR 2,0	2000 Light	5º	231.264
7	77	MINGIONE FRANCESCO	MINGIONE FRANCESCO	FR 2,0	2000 Light	6º	227.849
8	88	ISLAND MOTORSPORT	OHMURA YOSHIKI	FA 010 - FPT	duemila Top	2º	219.513



Santisima Trinidad 30 28010 MADRID
Tel y Fax 91.448.32.06
www.cronococa.com
e-mail: info@cronococa.com



Juan Bravo 17 28006 MADRID
Tel 91.432.27.50
www.gt sport.es
e-mail: info@gt sport.es



2000 Light



Circuit of Imola
On April, 30 - May, 1

QUALIFYING-1 OFFICIAL RESULTS

Ord.	Nº	Entrant	Driver	Vehicle	Cat.	Cla.	Laps	Best	Time	Gap	Interval	Km/h
1	11	ENGINEERING DURANGO SRL	CURATOLO BALDASSARE	FR 2,0	2000 Light	1º	5	5	1'53.696			155.436
2	64	ISLAND MOTORSPORT	PELLITERI ANTONINO	FA 010 - FPT	duemila Top	1º	5	5	1'54.693	0"997	0"997	154.085
3	13	COLLIVADINO PAOLO	COLLIVADINO PAOLO	FR 2,0	2000 Light	2º	5	5	1'57.620	3"924	2"927	150.250
4	73	PECCENINI PIETRO	PECCENINI PIETRO	FR 2,0	2000 Light	3º	5	5	1'59.096	5"400	1"476	148.388
5	77	MINGIONE FRANCESCO	MINGIONE FRANCESCO	FR 2,0	2000 Light	4º	4	4	2'01.524	7"828	2"428	145.424
6	28	PORRI FEDERICO	PORRI FEDERICO	FR 2,0	2000 Light	5º	5	3	2'05.541	11"845	4"017	140.770
7	88	ISLAND MOTORSPORT	OHMURA YOSHIKI	FA 010 - FPT	duemila Top	2º	4	3	2'12.312	18"616	6"771	133.567
8	10	GATTO SIMONE	GATTO SIMONE	FR 2,0	2000 Light	6º						

Competitor nº 10 last in starting grid Race-1 and Race-2 by decision nº 3 Stewards

Circuit of Imola on April 30, 2011

A las Horas.

STEWARDS

TIMEKEEPER



Santisima Trinidad 30 28010 MADRID
Tel y Fax 91.448.32.06
www.cronococa.com
e-mail: info@cronococa.com



Juan Bravo 17 28006 MADRID
Tel 91.432.27.50
www.gtssport.es
e-mail: info@gtssport.es



2000 Light



Circuit of Imola
On April, 30 - May, 1

RACE - 1 STARTING GRID

Num.	Driver	Time	Fila	Num.	Driver	Time
10	GATTO SIMONE	 4	88	OHMURA YOSHIKI	2'12.312
28	PORRI FEDERICO	2'05.541 3	77	MINGIONE FRANCESCO	2'01.524
73	PECCENINI PIETRO	1'59.096 2	13	COLLIVADINO PAOLO	1'57.620
64	PELLITERI ANTONINO	1'54.693 1	11	CURATOLO BALDASSARE	1'53.696



STEWARDS

TIMEKEEPER



Santisima Trinidad 30 28010 MADRID
Tel y Fax 91.448.32.06
www.cronococa.com
e-mail: info@cronococa.com



Juan Bravo 17 28006 MADRID
Tel 91.432.27.50
www.gtssport.es
e-mail: info@gtssport.es



2000 Light



Circuit of Imola
On April, 30 - May, 1

RACE - 2 STARTING GRID

Num.	Driver	Time	Fila	Num.	Driver	Time
10	GATTO SIMONE	1'51.540 4	11	CURATOLO BALDASSARE	1'53.696
64	PELLITERI ANTONINO	1'54.693 3	13	COLLIVADINO PAOLO	1'57.620
73	PECCENINI PIETRO	1'59.096 2	77	MINGIONE FRANCESCO	2'01.524
28	PORRI FEDERICO	2'05.541 1	88	OHMURA YOSHIKI	2'12.312



STEWARDS

TIMEKEEPER



Santisima Trinidad 30 28010 MADRID
Tel y Fax 91.448.32.06
www.cronococa.com
e-mail: info@cronococa.com



Bravo 17 28006 MADRID
Tel 91.432.27.50
www.gtssport.es
e-mail: info@gtssport.es