



Circuit of Imola  
On April, 30 - May, 1

**Qualifying - 2 RESULTS**

Ord.	Nº	Entrant	Nat.	Driver	Nat.	Driver 2	Nat.	Vehicle	Cat.	Cla.	Laps	Best	Time	Gap	Interval	Km/h
1	5	Vittoria Competizioni	IT	Marco Frezza	IT	<u>Juan Manuel López</u>	AR	Ferrari 430 GT2	Super GT	1º	12	12	1'45.757			167.104
2	4	Autorlando Sport	IT	Andrea Ceccato	IT	<u>Alvaro Barba</u>	ES	Porsche 911 GT3 RSR	Super GT	2º	9	8	1'45.826	0"069	0"069	166.995
3	1	AF Corse	IT	<u>Alessandro Garofano</u>	IT	Luca Rangoni	IT	Ferrari 430 GT2	Super GT	3º	11	10	1'46.028	0"271	0"202	166.677
4	8	Scuderia Villorba Corse	IT	<u>Andrea Montermini</u>	IT	Emanuele Moncini	IT	Ferrari 458 GT Italia	Super GT	4º	11	8	1'46.087	0"330	0"059	166.585
5	3	Racing Team Edil-Cris	IT	<u>Miguel Ramos</u>	PT	Raffaele Giammaria	IT	Ferrari 430 GT2	Super GT	5º	12	12	1'46.423	0"666	0"336	166.059
6	51	Kessel Racing	CH	<u>Lorenzo Bontempelli</u>	IT	Stefano Gattuso	IT	Ferrari 430 GT3 Scuderia	GTS	1º	9	9	1'46.563	0"806	0"140	165.840
7	54	Villois Racing	IT	Massimiliano Wiser	IT	<u>Gabriele Lancieri</u>	IT	Aston Martin DBRS 9	GTS	2º	9	9	1'46.666	0"909	0"103	165.680
8	60	AF Corse	IT	Stefano Bizzarri	IT	<u>Andrea Rizzoli</u>	IT	Ferrari 458 GT3	GTS	3º	11	11	1'46.747	0"990	0"081	165.555
9	10	Sun-Red	ES	<u>Pol Rosell</u>	ES	Jordi Gene	ES	SRX	Super GT	6º	9	8	1'46.990	1"233	0"243	165.179
10	15	Luxury Racing	FR	Ralph Firman	GB	<u>Ange Barde</u>	FR	Ferrari 458 GT Italia	Super GT	7º	12	12	1'47.088	1"331	0"098	165.027
11	9	JMB Racing	MC	Soheil Ayari	FR	<u>Nicolas Mislin</u>	FR	Ferrari 430 GT2	Super GT	8º	12	12	1'47.164	1"407	0"076	164.910
12	57	Autorlando Sport	IT	Gianluca Roda	IT	<u>Fabio Babini</u>	IT	Porsche 997 GT3 R	GTS	4º	10	9	1'47.416	1"659	0"252	164.523
13	56	Team RPM	GB	Peter Bamford	GB	<u>Alex Mortimer</u>	GB	Ford GT	GTS	5º	11	9	1'47.688	1"931	0"272	164.108
14	59	Racetteam Deboeuf	AT	Thomas Gruber	AT	<u>Marco Seefried</u>	DE	Porsche 997 GT3 R	GTS	6º	7	7	1'47.805	2"048	0"117	163.930
15	61	JMB Racing	MC	Bruno Hernandez	FR	<u>Joël Camathias</u>	CH	Ferrari 430 GT3 Scuderia	GTS	7º	11	11	1'47.911	2"154	0"106	163.769
16	65	Mtech Limited	CH	<u>Luca Pirri</u>	IT	Paul Rees	GB	Ferrari 458 GT3	GTS	8º	8	8	1'48.489	2"732	0"578	162.896
17	14	Luxury Racing	FR	<u>Gaetan Bischof</u>	FR	Markus Fux	AT	Ferrari 458 GT Italia	Super GT	9º	12	12	1'48.595	2"838	0"106	162.737
18	7	AT Racing Team	AT	<u>Alexander Talkanitsa</u>	BY	Alexander Talkanitsa, jr	BY	Ferrari 458 GT Italia	Super GT	10º	10	10	1'49.719	3"962	1"124	161.070
19	2	AF Corse	IT	<u>Claudio Sdanewitsch</u>	DE	Michele Rugolo	IT	Ferrari 430 GT2	Super GT	11º	12	12	1'51.804	6"047	2"085	158.066
20	11	Kessel Racing	CH	Philipp Peter	AT	<u>Michael Broniszewski</u>	PL	Ferrari 458 GT Italia	Super GT	12º	3	3	1'54.188	8"431	2"384	154.766
21	53	Kessel Racing	CH	<u>Beniamino Caccia</u>	IT	Massimo Mantovani	IT	Ferrari 430 GT3 Scuderia	GTS	9º	4	4	1'54.522	8"765	0"334	154.315

Circuit of Imola on April 30, 2011

At 12:47

RACE DIRECTOR

TIMEKEEPER



Santisima Trinidad 30 28010 MADRID  
Tel y Fax 91.448.32.06  
www.cronococa.com  
e-mail: info@cronococa.com



Juan Bravo 17 28006 MADRID  
Tel 91.432.27.50  
www.gtssport.es  
e-mail: info@gtssport.es



Circuit of Imola  
On April, 30 - May, 1

LAP ANALYSIS Qualifying - 2

Table with columns for Lap, Number, and 7 sets of Lap Time, Partial, and Speed data.

Table with 2 columns and 3 rows: Ideal Lap

Table with 2 columns and 3 rows: Ideal Lap

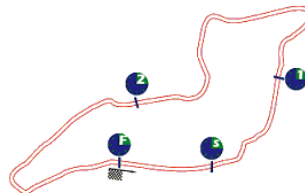
Table with 2 columns and 3 rows: Ideal Lap

Table with 2 columns and 3 rows: Ideal Lap

Table with 2 columns and 3 rows: Ideal Lap

Table with 2 columns and 3 rows: Ideal Lap

Table with 2 columns and 3 rows: Ideal Best Lap



COCA CRONOMETRAGE Santsima Trinidad 30 28010 MADRID

GTSPORT ORGANIZACION Juan Bravo 17 28006 MADRID



LAP ANALYSIS Qualifying - 2

Number	51			53			54			56			57			59		
Lap	Lap Time	Partial	Speed	Lap Time	Partial	Speed	Lap Time	Partial	Speed	Lap Time	Partial	Speed	Lap Time	Partial	Speed	Lap Time	Partial	Speed
1 <sup>a</sup> - 1	3'04.693	3'04.693	119.470	2'29.074	2'29.074	167.702	3'02.456	3'02.456	112.150	2'28.472	2'28.472	133.996	1'21.947	1'21.947	155.845	2'29.982	2'29.982	106.091
1 <sup>a</sup> - 2	4'10.392	1'05.699		3'26.319	0'57.245		4'07.269	1'04.813		3'30.010	1'01.538		2'19.137	0'57.190		3'23.661	0'53.679	
1 <sup>a</sup> - 3	4'57.548	0'47.156		4'12.390	0'46.071		4'54.079	0'46.810		4'16.145	0'46.135		3'07.250	0'48.113		4'12.860	0'49.199	
2 <sup>a</sup> - 1	0'25.042	0'25.042	235.295	0'25.202	0'25.202	225.470	0'26.813	0'26.813	200.001	0'25.584	0'25.584	216.433	0'23.768	0'23.768	229.300	0'22.549	0'22.549	260.241
2 <sup>a</sup> - 2	1'17.414	0'52.372		1'17.656	0'52.454		1'32.888	1'06.075		1'18.427	0'52.843		1'13.506	0'49.738		1'11.065	0'48.516	
2 <sup>a</sup> - 3	1'58.596	0'41.182		1'59.286	0'41.630		2'17.426	0'44.538		2'00.520	0'42.093		1'53.625	0'40.119		1'50.597	0'39.532	
3 <sup>a</sup> - 1	0'23.507	0'23.507	255.320	0'23.964	0'23.964	240.001	0'24.446	0'24.446	219.960	0'23.693	0'23.693	247.140	0'22.522	0'22.522	254.118	0'22.859	0'22.859	267.327
3 <sup>a</sup> - 2	1'12.515	0'49.008		1'13.458	0'49.494		1'18.214	0'53.768		1'13.722	0'50.029		1'09.945	0'47.423		1'09.158	0'46.299	
3 <sup>a</sup> - 3	1'52.318	0'39.803		1'54.522	0'41.064		1'58.959	0'40.745		1'54.432	0'40.710		1'49.413	0'39.468		1'48.528	0'39.370	
4 <sup>a</sup> - 1	0'22.703	0'22.703	262.136	0'23.127	0'23.127	263.415	0'22.702	0'22.702	254.717	0'22.841	0'22.841	262.774	0'22.319	0'22.319	260.870	0'22.101	0'22.101	269.327
4 <sup>a</sup> - 2	1'10.094	0'47.391		1'11.074	0'47.947		1'09.515	0'46.813		1'10.204	0'47.363		1'08.705	0'46.386		1'11.288	0'49.187	
4 <sup>a</sup> - 3	1'50.091	0'39.997					1'49.909	0'40.394		1'50.989	0'40.785		1'48.401	0'39.696		1'56.166	0'44.878	
5 <sup>a</sup> - 1	0'24.574	0'24.574	244.344				0'22.676	0'22.676	251.749	0'22.689	0'22.689	262.774	0'22.140	0'22.140	266.667	0'22.217	0'22.217	264.059
5 <sup>a</sup> - 2	1'19.138	0'54.564					1'08.958	0'46.282		1'09.559	0'46.870		1'08.369	0'46.229		1'08.498	0'46.281	
5 <sup>a</sup> - 3	2'04.350	0'45.212					1'48.834	0'39.876		1'49.730	0'40.171		1'47.872	0'39.503		1'48.413	0'39.915	
6 <sup>a</sup> - 1	0'22.726	0'22.726	266.010				0'22.621	0'22.621	255.925	0'22.486	0'22.486	267.327	0'22.972	0'22.972	247.140	0'22.182	0'22.182	262.136
6 <sup>a</sup> - 2	1'10.186	0'47.460					1'08.891	0'46.270		1'09.271	0'46.785		1'10.381	0'47.409		1'08.464	0'46.282	
6 <sup>a</sup> - 3	1'49.779	0'39.593					1'48.357	0'39.466		1'49.357	0'40.086		4'08.268	2'57.887	PIT	1'47.805	0'39.341	
7 <sup>a</sup> - 1	0'22.072	0'22.072	273.418				0'22.399	0'22.399	248.848	0'22.445	0'22.445	266.010	0'33.568	0'33.568	185.887	0'23.376	0'23.376	219.513
7 <sup>a</sup> - 2	1'08.625	0'46.553					1'08.462	0'46.063		1'08.911	0'46.466		1'20.269	0'46.701		1'11.284	0'47.908	
7 <sup>a</sup> - 3	1'47.482	0'38.857					1'47.801	0'39.339		1'48.465	0'39.554		1'59.488	0'39.219				
8 <sup>a</sup> - 1	0'21.977	0'21.977	272.041				0'22.129	0'22.129	258.993	0'22.255	0'22.255	267.990	0'22.262	0'22.262	263.415			
8 <sup>a</sup> - 2	1'07.807	0'45.830					1'07.676	0'45.547		1'08.376	0'46.121		1'08.180	0'45.918				
8 <sup>a</sup> - 3	1'46.563	0'38.756					1'46.666	0'38.990		1'47.688	0'39.312		1'47.416	0'39.236				
9 <sup>a</sup> - 1	0'29.223	0'29.223	194.245				0'22.085	0'22.085	257.757	0'23.672	0'23.672	251.163	0'22.286	0'22.286	266.010			
9 <sup>a</sup> - 2	1'27.189	0'57.966					1'13.105	0'51.020		1'13.884	0'50.212		1'08.144	0'45.858				
9 <sup>a</sup> - 3										1'54.585	0'40.701		1'47.636	0'39.492				
10 <sup>a</sup> - 1										0'23.751	0'23.751	229.788	0'22.187	0'22.187	267.990			
10 <sup>a</sup> - 2										1'11.849	0'48.098		1'20.716	0'58.529				
10 <sup>a</sup> - 3										1'54.052	0'42.203							
11 <sup>a</sup> - 1										0'22.216	0'22.216	269.327						
11 <sup>a</sup> - 2										1'09.369	0'47.153							
11 <sup>a</sup> - 3																		

Ideal Lap	
0'21.977	0'21.977
1'07.807	0'45.830
1'46.563	0'38.756

Ideal Lap	
0'23.127	0'23.127
1'11.074	0'47.947
1'52.138	0'41.064

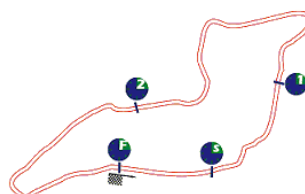
Ideal Lap	
0'22.085	0'22.085
1'07.632	0'45.547
1'46.622	0'38.990

Ideal Lap	
0'22.216	0'22.216
1'08.337	0'46.121
1'47.649	0'39.312

Ideal Lap	
0'22.140	0'22.140
1'07.998	0'45.858
1'47.217	0'39.219

Ideal Lap	
0'22.101	0'22.101
1'08.382	0'46.281
1'47.723	0'39.341

Ideal Best Lap	
0'21.790	0'21.790
1'06.833	0'45.043
1'45.418	0'38.585



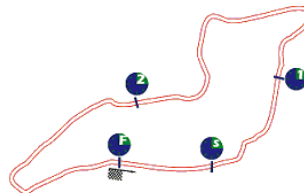
**LAP ANALYSIS Qualifying - 2**

Number	60			61			65		
	Lap Time	Partial	Speed	Lap Time	Partial	Speed	Lap Time	Partial	Speed
1 <sup>a</sup> - 1	1'15.331	1'15.331	150.000	2'41.827	2'41.827	134.664	0'40.068	0'40.068	151.473
1 <sup>a</sup> - 2	2'11.459	0'56.128		3'52.148	1'10.321		1'35.330	0'55.262	
1 <sup>a</sup> - 3	3'11.960	1'00.501		4'41.138	0'48.990		2'18.241	0'42.911	
2 <sup>a</sup> - 1	0'23.438	0'23.438	237.363	0'23.887	0'23.887	225.000	0'24.033	0'24.033	230.770
2 <sup>a</sup> - 2	1'13.062	0'49.624		1'13.805	0'49.918		1'12.532	0'48.499	
2 <sup>a</sup> - 3	1'53.894	0'40.832		1'54.361	0'40.556		1'53.121	0'40.589	
3 <sup>a</sup> - 1	0'22.900	0'22.900	260.241	0'23.017	0'23.017	250.001	0'22.882	0'22.882	262.774
3 <sup>a</sup> - 2	1'10.667	0'47.767		1'10.203	0'47.186		1'10.294	0'47.412	
3 <sup>a</sup> - 3	1'50.682	0'40.015		1'50.107	0'39.904		1'50.360	0'40.066	
4 <sup>a</sup> - 1	0'22.358	0'22.358	259.616	0'22.505	0'22.505	266.010	0'22.680	0'22.680	264.059
4 <sup>a</sup> - 2	1'09.128	0'46.770		1'09.864	0'47.359		1'08.644	0'45.964	
4 <sup>a</sup> - 3	1'49.473	0'40.345		1'50.659	0'40.795		1'52.009	0'43.365	
5 <sup>a</sup> - 1	0'22.212	0'22.212	264.706	0'24.132	0'24.132	265.357	0'23.882	0'23.882	254.717
5 <sup>a</sup> - 2	1'08.882	0'46.670		1'10.835	0'46.703		1'11.128	0'47.246	
5 <sup>a</sup> - 3	1'48.872	0'39.990		1'51.967	0'41.132		3'22.944	2'11.816	PIT
6 <sup>a</sup> - 1	0'22.213	0'22.213	261.502	0'22.960	0'22.960	254.118	0'33.184	0'33.184	187.827
6 <sup>a</sup> - 2	1'08.494	0'46.281		1'09.216	0'46.256		1'19.966	0'46.782	
6 <sup>a</sup> - 3	1'47.976	0'39.482		1'48.848	0'39.632		1'59.428	0'39.462	
7 <sup>a</sup> - 1	0'22.041	0'22.041	266.667	0'22.498	0'22.498	260.241	0'22.415	0'22.415	266.010
7 <sup>a</sup> - 2	1'08.223	0'46.182		1'08.869	0'46.371		1'08.600	0'46.185	
7 <sup>a</sup> - 3	1'47.687	0'39.464		1'48.238	0'39.369		1'48.489	0'39.889	
8 <sup>a</sup> - 1	0'21.975	0'21.975	259.616	0'22.192	0'22.192	267.327	0'22.450	0'22.450	264.706
8 <sup>a</sup> - 2	1'07.715	0'45.740		1'09.347	0'47.155		1'08.369	0'45.919	
8 <sup>a</sup> - 3	1'46.967	0'39.252		1'48.651	0'39.304				
9 <sup>a</sup> - 1	0'22.067	0'22.067	261.502	0'23.572	0'23.572	253.522			
9 <sup>a</sup> - 2	1'13.985	0'51.918		1'12.183	0'48.611				
9 <sup>a</sup> - 3	2'39.977	1'25.992		1'53.004	0'40.821				
10 <sup>a</sup> - 1	0'22.211	0'22.211	258.993	0'22.318	0'22.318	262.136			
10 <sup>a</sup> - 2	1'07.778	0'45.567		1'08.763	0'46.445				
10 <sup>a</sup> - 3	1'46.747	0'38.969		1'47.911	0'39.148				
11 <sup>a</sup> - 1	0'26.054	0'26.054	186.852	0'22.070	0'22.070	267.327			
11 <sup>a</sup> - 2	1'27.012	1'00.958		1'20.122	0'58.052				
11 <sup>a</sup> - 3									

Ideal Lap	
0'21.975	0'21.975
1'07.542	0'45.567
1'46.511	0'38.969

Ideal Lap	
0'22.070	0'22.070
1'08.326	0'46.256
1'47.474	0'39.148

Ideal Lap	
0'22.415	0'22.415
1'08.334	0'45.919
1'47.796	0'39.462





Circuit of Imola  
On April, 30 - May, 1

**Qualifying - 2 Sectors Results**


Sector - 1		Sector - 2		Sector - 3		Ideal Lap vs Best Lap					
Ord.	Nº Driver	Time	Nº Driver	Time	Nº Driver	Time	Ord.	Nº Driver	Idea Lap	Best Lap	Ord.
1	3 Miguel Ramos	21.790	4 Alvaro Barba	45.043	5 Juan Manuel López	38.585	1	5 Juan Manuel López	1'45.726	1'45.757	1
2	5 Juan Manuel López	21.901	8 Andrea Montermini	45.050	4 Alvaro Barba	38.720	2	4 Alvaro Barba	1'45.797	1'45.826	2
3	10 Pol Rosell	21.911	1 Alessandro Garofano	45.143	8 Andrea Montermini	38.730	3	8 Andrea Montermini	1'45.876	1'46.087	4
4	1 Alessandro Garofano	21.930	5 Juan Manuel López	45.240	51 Lorenzo Bontempelli	38.756	4	1 Alessandro Garofano	1'45.950	1'46.028	3
5	60 Andrea Rizzoli	21.975	54 Gabriele Lancieri	45.547	3 Miguel Ramos	38.761	5	3 Miguel Ramos	1'46.214	1'46.423	5
6	51 Lorenzo Bontempelli	21.977	60 Andrea Rizzoli	45.567	1 Alessandro Garofano	38.877	6	60 Andrea Rizzoli	1'46.511	1'46.747	8
7	4 Alvaro Barba	22.034	3 Miguel Ramos	45.663	60 Andrea Rizzoli	38.969	7	51 Lorenzo Bontempelli	1'46.563	1'46.563	6
8	15 Ange Barde	22.044	9 Nicolas Misslin	45.676	54 Gabriele Lancieri	38.990	8	54 Gabriele Lancieri	1'46.622	1'46.666	7
9	61 Joël Camathias	22.070	10 Pol Rosell	45.712	61 Joël Camathias	39.148	9	10 Pol Rosell	1'46.844	1'46.990	9
10	54 Gabriele Lancieri	22.085	51 Lorenzo Bontempelli	45.830	15 Ange Barde	39.155	10	15 Ange Barde	1'47.088	1'47.088	10
11	8 Andrea Montermini	22.096	57 Fabio Babini	45.858	57 Fabio Babini	39.219	11	9 Nicolas Misslin	1'47.155	1'47.164	11
12	59 Marco Seefried	22.101	15 Ange Barde	45.889	10 Pol Rosell	39.221	12	57 Fabio Babini	1'47.217	1'47.416	12
13	57 Fabio Babini	22.140	65 Paul Rees	45.919	9 Nicolas Misslin	39.249	13	61 Joël Camathias	1'47.474	1'47.911	15
14	56 Alex Mortimer	22.216	56 Alex Mortimer	46.121	56 Alex Mortimer	39.312	14	56 Alex Mortimer	1'47.649	1'47.688	13
15	9 Nicolas Misslin	22.230	14 Gaetan Bischof	46.184	59 Marco Seefried	39.341	15	59 Marco Seefried	1'47.723	1'47.805	14
16	65 Paul Rees	22.415	61 Joël Camathias	46.256	65 Paul Rees	39.462	16	65 Paul Rees	1'47.796	1'48.489	16
17	14 Gaetan Bischof	22.538	59 Marco Seefried	46.281	14 Gaetan Bischof	39.873	17	14 Gaetan Bischof	1'48.595	1'48.595	17
18	7 Alexander Talkanitsa	22.589	7 Alexander Talkanitsa	46.722	7 Alexander Talkanitsa	39.964	18	7 Alexander Talkanitsa	1'49.275	1'49.719	18
19	2 Claudio Sdanewitsch	22.958	53 Beniamino Caccia	47.947	2 Claudio Sdanewitsch	40.242	19	2 Claudio Sdanewitsch	1'51.628	1'51.804	19
20	53 Beniamino Caccia	23.127	2 Claudio Sdanewitsch	48.428	11 Michael Broniszewski	40.971	20	53 Beniamino Caccia	1'52.138	1'54.522	21
21	11 Michael Broniszewski	23.324	11 Michael Broniszewski	49.041	53 Beniamino Caccia	41.064	21	11 Michael Broniszewski	1'53.336	1'54.188	20



## Qualifying - 2 MAXIMUM SPEED

Circuit of Imola  
On April, 30 - May, 1

Ord.	Nº	Entrant	Nat.	Driver	Nat.	Driver 2	Nat.	Vehicle	Cat.	Cla.	Km/h
1	51	Kessel Racing	CH	Lorenzo Bontempelli	IT	Stefano Gattuso	IT	Ferrari 430 GT3 Scuderia	GTS	1º	273.418
2	10	Sun-Red	ES	Pol Rosell	ES	Jordi Gene	ES	SRX	Super GT	1º	270.677
3	59	Racetam Deboeuf	AT	Thomas Gruber	AT	Marco Seefried	DE	Porsche 997 GT3 R	GTS	2º	269.327
4	56	Team RPM	GB	Peter Bamford	GB	Alex Mortimer	GB	Ford GT	GTS	3º	269.327
5	57	Autorlando Sport	IT	Gianluca Roda	IT	Fabio Babini	IT	Porsche 997 GT3 R	GTS	4º	267.990
6	3	Racing Team Edil-Cris	IT	Miguel Ramos	PT	Raffaele Giammaria	IT	Ferrari 430 GT2	Super GT	2º	267.327
7	61	JMB Racing	MC	Bruno Hernandez	FR	Joël Camathias	CH	Ferrari 430 GT3 Scuderia	GTS	5º	267.327
8	60	AF Corse	IT	Stefano Bizzarri	IT	Andrea Rizzoli	IT	Ferrari 458 GT3	GTS	6º	266.667
9	65	Mtech Limited	CH	Luca Pirri	IT	Paul Rees	GB	Ferrari 458 GT3	GTS	7º	266.010
10	1	AF Corse	IT	Alessandro Garofano	IT	Luca Rangoni	IT	Ferrari 430 GT2	Super GT	3º	265.357
11	5	Vittoria Competizioni	IT	Marco Frezza	IT	Juan Manuel López	AR	Ferrari 430 GT2	Super GT	4º	264.059
12	53	Kessel Racing	CH	Beniamino Caccia	IT	Massimo Mantovani	IT	Ferrari 430 GT3 Scuderia	GTS	8º	263.415
13	7	AT Racing Team	AT	Alexander Talkanitsa	BY	Alexander Talkanitsa, jr	BY	Ferrari 458 GT Italia	Super GT	5º	262.774
14	2	AF Corse	IT	Claudio Sdanewitsch	DE	Michele Rugolo	IT	Ferrari 430 GT2	Super GT	6º	261.502
15	4	Autorlando Sport	IT	Andrea Ceccato	IT	Alvaro Barba	ES	Porsche 911 GT3 RSR	Super GT	7º	261.502
16	9	JMB Racing	MC	Soheil Ayari	FR	Nicolas Misslin	FR	Ferrari 430 GT2	Super GT	8º	261.502
17	15	Luxury Racing	FR	Ralph Firman	GB	Ange Barde	FR	Ferrari 458 GT Italia	Super GT	9º	259.616
18	11	Kessel Racing	CH	Philipp Peter	AT	Michael Broniszewski	PL	Ferrari 458 GT Italia	Super GT	10º	259.616
19	8	Scuderia Villorba Corse	IT	Andrea Montermini	IT	Emanuele Moncini	IT	Ferrari 458 GT Italia	Super GT	11º	258.993
20	54	Villois Racing	IT	Massimiliano Wiser	IT	Gabriele Lancieri	IT	Aston Martin DBRS 9	GTS	9º	258.993
21	14	Luxury Racing	FR	Gaetan Bischof	FR	Markus Fux	AT	Ferrari 458 GT Italia	Super GT	12º	252.928



Santisima Trinidad 30 28010 MADRID  
Tel y Fax 91.448.32.06  
www.cronococa.com  
e-mail: info@cronococa.com



Juan Bravo 17 28006 MADRID  
Tel 91.432.27.50  
www.gtsport.es  
e-mail: info@gtsport.es



Circuit of Imola  
On April, 30 - May, 1

**RACE - 2 STARTING GRID**

Num.	Driver	Time	Fila	Num.	Driver	Time
				2	Claudio Sdanewitsch	1'51.804
			.... 9 ....			
7	Alexander Talkanitsa	1'49.719		14	Gaetan Bischof	1'48.595
			.... 8 ....			
65	Paul Rees	1'48.489		61	Joël Camathias	1'47.911
			.... 7 ....			
59	Marco Seefried	1'47.805		56	Alex Mortimer	1'47.688
			.... 6 ....			
57	Fabio Babini	1'47.416		9	Nicolas Misslin	1'47.164
			.... 5 ....			
15	Ange Barde	1'47.088		10	Pol Rosell	1'46.990
			.... 4 ....			
60	Andrea Rizzoli	1'46.747		54	Gabriele Lancieri	1'46.666
			.... 3 ....			
51	Lorenzo Bontempelli	1'46.563		3	Miguel Ramos	1'46.423
			.... 2 ....			
8	Andrea Montermini	1'46.087		1	Alessandro Garofano	1'46.028
			.... 1 ....			
4	Alvaro Barba	1'45.826		5	Juan Manuel López	1'45.757



STEWARDS

TIMEKEEPER



**COCA**  
CRONOMETRAJE  
Santísima Trinidad 30 28010 MADRID  
Tel y Fax 91.448.32.06  
www.cronococa.com  
e-mail: info@cronococa.com



Juan Bravo 17 28006 MADRID  
Tel 91.432.27.50  
www.gtssport.es  
e-mail: info@gtssport.es