



Circuit of Imola
On April, 30 - May, 1

Qualifying - 1 RESULTS


Ord.	Nº	Entrant	Nat.	Driver	Nat.	Driver 2	Nat.	Vehicle	Cat.	Cla.	Laps	Best	Time	Gap	Interval	Km/h
1	2	AF Corse	IT	Claudio Sdanewitsch	DE	<u>Michele Rugolo</u>	IT	Ferrari 430 GT2	Super GT	1º	11	11	1'48.295			163.188
2	3	Racing Team Edil-Cris	IT	Miguel Ramos	PT	<u>Raffaele Giammaria</u>	IT	Ferrari 430 GT2	Super GT	2º	11	11	1'48.933	0"638	0"638	162.232
3	1	AF Corse	IT	Alessandro Garofano	IT	<u>Luca Rangoni</u>	IT	Ferrari 430 GT2	Super GT	3º	11	10	1'48.944	0"649	0"011	162.216
4	10	Sun-Red	ES	Pol Rosell	ES	<u>Jordi Gene</u>	ES	SRX	Super GT	4º	10	10	1'49.314	1"019	0"370	161.667
5	5	Vittoria Competizioni	IT	<u>Marco Frezza</u>	IT	Juan Manuel López	AR	Ferrari 430 GT2	Super GT	5º	10	10	1'49.409	1"114	0"095	161.527
6	15	Luxury Racing	FR	<u>Ralph Firman</u>	GB	Ange Barde	FR	Ferrari 458 GT Italia	Super GT	6º	10	10	1'49.550	1"255	0"141	161.319
7	11	Kessel Racing	CH	<u>Philipp Peter</u>	AT	Michael Broniszewski	PL	Ferrari 458 GT Italia	Super GT	7º	11	11	1'49.595	1"300	0"045	161.252
8	9	JMB Racing	MC	<u>Soheil Ayari</u>	FR	Nicolas Misslin	FR	Ferrari 430 GT2	Super GT	8º	11	11	1'49.942	1"647	0"347	160.743
9	4	Autorlando Sport	IT	<u>Andrea Ceccato</u>	IT	Alvaro Barba	ES	Porsche 911 GT3 RSR	Super GT	9º	11	11	1'50.740	2"445	0"798	159.585
10	7	AT Racing Team	AT	Alexander Talkanitsa	BY	<u>Alexander Talkanitsa, jr</u>	BY	Ferrari 458 GT Italia	Super GT	10º	10	10	1'52.198	3"903	1"458	157.511
11	57	Autorlando Sport	IT	<u>Gianluca Roda</u>	IT	Fabio Babini	IT	Porsche 997 GT3 R	GTS	1º	10	10	1'52.613	4"318	0"415	156.931
12	60	AF Corse	IT	<u>Stefano Bizzarri</u>	IT	Andrea Rizzoli	IT	Ferrari 458 GT3	GTS	2º	9	9	1'53.220	4"925	0"607	156.090
13	8	Scuderia Villorba Corse	IT	Andrea Montermini	IT	<u>Emanuele Moncini</u>	IT	Ferrari 458 GT Italia	Super GT	11º	8	6	1'53.291	4"996	0"071	155.992
14	51	Kessel Racing	CH	Lorenzo Bontempelli	IT	<u>Stefano Gattuso</u>	IT	Ferrari 430 GT3 Scuderia	GTS	3º	10	10	1'54.318	6"023	1"027	154.590
15	54	Villois Racing	IT	<u>Massimiliano Wiser</u>	IT	Gabriele Lancieri	IT	Aston Martin DBRS 9	GTS	4º	11	11	1'54.886	6"591	0"568	153.826
16	61	JMB Racing	MC	<u>Bruno Hernandez</u>	FR	Joël Camathias	CH	Ferrari 430 GT3 Scuderia	GTS	5º	9	9	2'01.426	13"131	6"540	145.541
17	59	Racetteam Deboeuf	AT	<u>Thomas Gruber</u>	AT	Marco Seefried	DE	Porsche 997 GT3 R	GTS	6º	5	4	2'01.945	13"650	0"519	144.922
18	56	Team RPM	GB	<u>Peter Bamford</u>	GB	Alex Mortimer	GB	Ford GT	GTS	7º	10	10	2'03.334	15"039	1"389	143.289
19	65	Mtech Limited	CH	<u>Luca Pirri</u>	IT	Paul Rees	GB	Ferrari 458 GT3	GTS	8º	8	8	2'04.460	16"165	1"126	141.993
20	14	Luxury Racing	FR	Gaetan Bischof	FR	<u>Markus Fux</u>	AT	Ferrari 458 GT Italia	Super GT	12º	8	7	2'05.123	16"828	0"663	141.241
21	53	Kessel Racing	CH	Beniamino Caccia	IT	<u>Massimo Mantovani</u>	IT	Ferrari 430 GT3 Scuderia	GTS	9º	8	8	2'09.111	20"816	3"988	136.878
22	52	Kessel Racing	CH	<u>Fabio Garofano</u>	IT	Gianandrea Crespi	IT	Ferrari 430 GT3 Scuderia	GTS	10º	4	3	2'30.400	42"105	21"289	117.503

Circuit of Imola on April 30, 2011

At 10:15

RACE DIRECTOR

TIMEKEEPER



Santísima Trinidad 30 28010 MADRID
Tel y Fax 91.448.32.06
www.cronococa.com
e-mail: info@cronococa.com



Juan Bravo 17 28006 MADRID
Tel 91.432.27.50
www.gtssport.es
e-mail: info@gtssport.es

LAP ANALYSIS Qualifying - 1

Number	1			2			3			4			5			7		
Lap	Lap Time	Partial	Speed	Lap Time	Partial	Speed	Lap Time	Partial	Speed	Lap Time	Partial	Speed	Lap Time	Partial	Speed	Lap Time	Partial	Speed
1 ^a - 1	0'44.426	0'44.426	135.509	0'44.967	0'44.967	135.679	0'44.364	0'44.364	124.712	0'44.773	0'44.773	154.507	0'52.676	0'52.676	148.352	0'44.167	0'44.167	144.579
1 ^a - 2	1'40.569	0'56.143		1'41.751	0'56.784		1'46.117	1'01.753		1'45.869	1'01.096		1'55.230	1'02.554		1'49.567	1'05.400	
1 ^a - 3	2'24.364	0'43.795		2'27.537	0'45.786		2'33.205	0'47.088		2'31.123	0'45.254		2'40.845	0'45.615		2'37.806	0'48.239	
2 ^a - 1	0'28.162	0'28.162	201.493	0'26.097	0'26.097	216.868	0'26.542	0'26.542	223.141	0'27.221	0'27.221	209.709	0'27.015	0'27.015	205.324	0'28.663	0'28.663	194.245
2 ^a - 2	1'18.793	0'50.631		1'16.660	0'50.563		1'18.312	0'51.770		1'18.648	0'51.427		1'21.355	0'54.340		1'24.536	0'55.873	
2 ^a - 3	1'59.756	0'40.963		1'58.122	0'41.462		2'00.996	0'42.684		2'02.180	0'43.532		2'03.584	0'42.229		2'08.957	0'44.421	
3 ^a - 1	0'25.127	0'25.127	228.330	0'25.321	0'25.321	225.000	0'25.583	0'25.583	220.409	0'26.262	0'26.262	236.324	0'26.090	0'26.090	219.067	0'26.810	0'26.810	213.439
3 ^a - 2	1'14.078	0'48.951		1'14.216	0'48.895		1'15.790	0'50.207		1'16.651	0'50.389		1'15.159	0'49.069		1'19.690	0'52.880	
3 ^a - 3	1'54.368	0'40.290		1'55.149	0'40.933		1'57.607	0'41.817		1'58.435	0'41.784		1'55.419	0'40.260		2'03.046	0'43.356	
4 ^a - 1	0'25.036	0'25.036	237.363	0'24.660	0'24.660	244.344	0'25.211	0'25.211	235.808	0'25.551	0'25.551	231.264	0'25.053	0'25.053	238.411	0'26.340	0'26.340	221.312
4 ^a - 2	1'13.054	0'48.018		1'11.839	0'47.179		1'13.752	0'48.541		1'14.865	0'49.314		1'13.071	0'48.018		1'17.201	0'50.861	
4 ^a - 3	1'52.787	0'39.733		1'51.944	0'40.105		1'54.611	0'40.859		2'59.568	1'44.703	PIT	1'53.112	0'40.041		1'59.586	0'42.385	
5 ^a - 1	0'24.623	0'24.623	241.072	0'24.534	0'24.534	250.001	0'26.528	0'26.528	253.522	0'42.877	0'42.877	151.049	0'24.745	0'24.745	239.468	0'25.652	0'25.652	240.535
5 ^a - 2	1'12.428	0'47.805		1'11.633	0'47.099		1'14.635	0'48.107		1'39.956	0'57.079		1'11.793	0'47.048		1'18.605	0'52.953	
5 ^a - 3	1'51.996	0'39.568		1'51.321	0'39.688		1'54.880	0'40.245		2'25.271	0'45.315		1'51.881	0'40.088		2'00.648	0'42.043	
6 ^a - 1	0'24.199	0'24.199	242.697	0'26.194	0'26.194	206.897	0'24.350	0'24.350	247.707	0'27.310	0'27.310	206.107	0'25.133	0'25.133	224.533	0'25.456	0'25.456	233.767
6 ^a - 2	1'11.079	0'46.880		1'15.245	0'49.051		1'11.951	0'47.601		1'18.400	0'51.090		1'12.320	0'47.187		1'15.195	0'49.739	
6 ^a - 3	1'50.190	0'39.111		1'56.054	0'40.809		1'52.130	0'40.179		2'01.079	0'42.679		1'52.398	0'40.078		1'57.135	0'41.940	
7 ^a - 1	0'23.757	0'23.757	251.749	0'24.314	0'24.314	252.928	0'24.322	0'24.322	254.717	0'25.344	0'25.344	225.942	0'25.903	0'25.903	250.001	0'25.371	0'25.371	228.814
7 ^a - 2	1'10.208	0'46.451		1'10.869	0'46.555		1'11.176	0'46.854		1'13.328	0'47.984		1'12.725	0'46.822		1'15.789	0'50.418	
7 ^a - 3	1'49.098	0'38.890		1'50.528	0'39.659		1'50.877	0'39.701		1'54.398	0'41.070		1'52.478	0'39.753		1'56.665	0'40.876	
8 ^a - 1	0'24.002	0'24.002	252.337	0'24.319	0'24.319	254.717	0'23.892	0'23.892	257.757	0'24.838	0'24.838	238.411	0'24.557	0'24.557	242.697	0'25.079	0'25.079	233.262
8 ^a - 2	1'09.926	0'45.924		1'10.522	0'46.203		1'10.207	0'46.315		1'12.345	0'47.507		1'10.802	0'46.245		1'14.464	0'49.385	
8 ^a - 3	1'49.020	0'39.094		1'49.847	0'39.325		1'49.551	0'39.344		1'52.863	0'40.518		1'50.247	0'39.445		1'54.915	0'40.451	
9 ^a - 1	0'23.503	0'23.503	250.000	0'23.932	0'23.932	252.928	0'23.649	0'23.649	251.749	0'24.351	0'24.351	244.898	0'24.461	0'24.461	237.886	0'24.521	0'24.521	241.072
9 ^a - 2	1'09.499	0'45.996		1'09.726	0'45.794		1'09.884	0'46.235		1'11.324	0'46.973		1'10.234	0'45.773		1'12.011	0'47.490	
9 ^a - 3	1'48.944	0'39.445		1'48.939	0'39.213		1'48.953	0'39.069		1'51.584	0'40.260		1'49.409	0'39.175		1'52.198	0'40.187	
10 ^a - 1	0'23.810	0'23.810	247.140	0'23.622	0'23.622	251.749	0'23.539	0'23.539	258.374	0'24.699	0'24.699	229.300	0'26.373	0'26.373	214.712	0'27.354	0'27.354	203.390
10 ^a - 2	1'11.777	0'47.967		1'09.166	0'45.544		1'10.043	0'46.504		1'10.923	0'46.224		1'16.445	0'50.072		1'21.461	0'54.107	
10 ^a - 3	1'52.457	0'40.680		1'48.295	0'39.129		1'48.933	0'38.890		1'50.740	0'39.817							

Ideal Lap	
0'23.503	0'23.503
1'09.427	0'45.924
1'48.317	0'38.890

Ideal Lap	
0'23.622	0'23.622
1'09.166	0'45.544
1'48.295	0'39.129

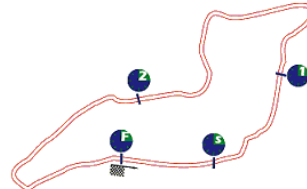
Ideal Lap	
0'23.539	0'23.539
1'09.774	0'46.235
1'48.664	0'38.890

Ideal Lap	
0'24.351	0'24.351
1'10.575	0'46.224
1'50.392	0'39.817

Ideal Lap	
0'24.461	0'24.461
1'10.234	0'45.773
1'49.409	0'39.175

Ideal Lap	
0'24.521	0'24.521
1'12.011	0'47.490
1'52.198	0'40.187

Ideal Best Lap	
0'23.211	0'23.211
1'08.755	0'45.544
1'47.645	0'38.890



LAP ANALYSIS Qualifying - 1

Number	8			9			10			11			14			15		
Lap	Lap Time	Partial	Speed	Lap Time	Partial	Speed	Lap Time	Partial	Speed	Lap Time	Partial	Speed	Lap Time	Partial	Speed	Lap Time	Partial	Speed
1 ^a - 1	0'47.577	0'47.577	130.593	0'45.622	0'45.622	148.966	0'43.223	0'43.223	140.993	0'49.435	0'49.435	112.267	1'04.944	1'04.944	125.582	0'57.289	0'57.289	105.572
1 ^a - 2	1'51.700	1'04.123		1'53.748	1'08.126		1'41.127	0'57.904		1'49.952	1'00.517		2'18.242	1'13.298		2'07.501	1'10.212	
1 ^a - 3	2'38.826	0'47.126		2'39.506	0'45.758		2'25.795	0'44.668		2'36.216	0'46.264		5'40.563	3'22.321	PIT	2'58.523	0'51.022	
2 ^a - 1	0'28.112	0'28.112	210.938	0'28.205	0'28.205	191.830	0'26.492	0'26.492	227.369	0'28.160	0'28.160	187.827	0'43.459	0'43.459	139.535	0'29.902	0'29.902	175.896
2 ^a - 2	1'21.344	0'53.232		1'21.293	0'53.088		1'17.533	0'51.041		1'22.076	0'53.916		1'43.609	1'00.150		1'27.663	0'57.761	
2 ^a - 3	2'03.822	0'42.478		2'04.178	0'42.885		1'58.863	0'41.330		2'04.482	0'42.406		2'30.275	0'46.666		2'12.385	0'44.722	
3 ^a - 1	0'27.444	0'27.444	220.409	0'25.362	0'25.362	232.759	0'26.261	0'26.261	212.599	0'26.219	0'26.219	213.439	0'28.476	0'28.476	201.493	0'26.596	0'26.596	194.946
3 ^a - 2	1'17.570	0'50.126		1'15.704	0'50.342		1'17.701	0'51.440		1'16.846	0'50.627		1'24.372	0'55.896		1'17.048	0'50.452	
3 ^a - 3	1'59.018	0'41.448		1'57.848	0'42.144		3'36.470	2'18.769	PIT	1'57.853	0'41.007		2'09.412	0'45.040		2'00.121	0'43.073	
4 ^a - 1	0'26.202	0'26.202	221.766	0'25.082	0'25.082	216.868	0'42.331	0'42.331	148.352	0'25.415	0'25.415	224.533	0'28.682	0'28.682	191.830	0'26.366	0'26.366	200.744
4 ^a - 2	1'14.365	0'48.163		1'14.090	0'49.008		1'38.541	0'56.210		1'13.995	0'48.580		1'23.651	0'54.969		1'15.784	0'49.418	
4 ^a - 3	1'55.253	0'40.888		1'55.183	0'41.093		2'21.699	0'43.158		1'54.306	0'40.311		2'09.070	0'45.419		1'56.620	0'40.836	
5 ^a - 1	0'25.220	0'25.220	235.808	0'24.946	0'24.946	207.294	0'25.698	0'25.698	219.960	0'24.855	0'24.855	237.363	0'26.900	0'26.900	217.742	0'25.426	0'25.426	215.140
5 ^a - 2	1'12.811	0'47.591		1'14.004	0'49.058		1'16.054	0'50.356		1'12.607	0'47.752		1'20.914	0'54.014		1'13.174	0'47.748	
5 ^a - 3	1'53.291	0'40.480		1'54.638	0'40.634		1'57.515	0'41.461		1'52.697	0'40.090		2'05.184	0'44.270		1'54.228	0'41.054	
6 ^a - 1	0'30.002	0'30.002	183.987	0'24.493	0'24.493	227.369	0'24.299	0'24.299	256.533	0'24.891	0'24.891	227.849	0'28.864	0'28.864	193.896	0'25.118	0'25.118	222.681
6 ^a - 2	1'27.529	0'57.527		1'12.156	0'47.663		1'12.372	0'48.073		1'12.499	0'47.608		1'21.258	0'52.394		1'12.452	0'47.334	
6 ^a - 3	4'28.070	3'00.541	PIT	1'52.237	0'40.081		1'52.764	0'40.392		1'52.417	0'39.918		2'05.123	0'43.865		1'52.670	0'40.218	
7 ^a - 1	0'45.506	0'45.506	131.228	0'24.161	0'24.161	230.770	0'24.021	0'24.021	257.757	0'24.444	0'24.444	238.411	0'27.604	0'27.604	193.203	0'26.194	0'26.194	225.942
7 ^a - 2	1'49.159	1'03.653		1'11.640	0'47.479		1'11.376	0'47.355		1'11.791	0'47.347		1'20.147	0'52.543		1'14.800	0'48.606	
7 ^a - 3	2'37.096	0'47.937		1'51.959	0'40.319		1'51.640	0'40.264		1'51.607	0'39.816		2'05.795	0'45.648		1'55.112	0'40.312	
8 ^a - 1	0'27.766	0'27.766	193.549	0'23.907	0'23.907	235.295	0'23.902	0'23.902	260.870	0'24.083	0'24.083	254.118	0'28.827	0'28.827	183.987	0'24.525	0'24.525	226.891
8 ^a - 2	1'25.234	0'57.468		1'11.049	0'47.142		1'12.020	0'48.118		1'10.718	0'46.635		1'27.656	0'58.829		1'10.988	0'46.463	
8 ^a - 3				1'50.662	0'39.613		1'53.261	0'41.241		1'50.427	0'39.709					1'50.723	0'39.735	
9 ^a - 1				0'23.614	0'23.614	233.767	0'23.211	0'23.211	267.327	0'27.977	0'27.977	259.616				0'23.821	0'23.821	247.707
9 ^a - 2				1'10.098	0'46.484		1'09.690	0'46.479		1'16.529	0'48.552					1'09.944	0'46.123	
9 ^a - 3				1'50.497	0'40.399		1'49.314	0'39.624		1'56.144	0'39.615					1'49.550	0'39.606	
10 ^a - 1				0'23.736	0'23.736	234.274	0'27.851	0'27.851	192.858	0'23.924	0'23.924	242.153				0'32.515	0'32.515	141.362
10 ^a - 2				1'10.205	0'46.469		1'30.859	1'03.008		1'10.199	0'46.275					1'30.680	0'58.165	
10 ^a - 3				1'49.942	0'39.737					1'49.595	0'39.396							

Ideal Lap	
0'25.220	0'25.220
1'12.811	0'47.591
1'53.291	0'40.480

Ideal Lap	
0'23.614	0'23.614
1'10.083	0'46.469
1'49.696	0'39.613

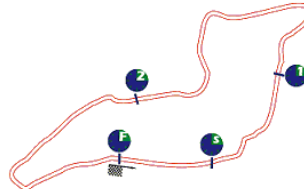
Ideal Lap	
0'23.211	0'23.211
1'09.690	0'46.479
1'49.314	0'39.624

Ideal Lap	
0'23.924	0'23.924
1'10.199	0'46.275
1'49.595	0'39.396

Ideal Lap	
0'26.900	0'26.900
1'19.294	0'52.394
2'03.159	0'43.865

Ideal Lap	
0'23.821	0'23.821
1'09.944	0'46.123
1'49.550	0'39.606

Ideal Best Lap	
0'23.211	0'23.211
1'08.755	0'45.544
1'47.645	0'38.890



LAP ANALYSIS Qualifying - 1

Number	51			52			53			54			56			57		
Lap	Lap Time	Partial	Speed	Lap Time	Partial	Speed	Lap Time	Partial	Speed	Lap Time	Partial	Speed	Lap Time	Partial	Speed	Lap Time	Partial	Speed
1 ^a - 1	0'51.657	0'51.657	119.470	1'10.368	1'10.368	117.137	1'11.730	1'11.730		1'12.154	1'12.154	113.565	1'06.503	1'06.503		1'27.949	1'27.949	111.802
1 ^a - 2	2'01.083	1'09.426		2'17.810	1'07.442		2'32.142	1'20.412		2'19.859	1'07.705		2'21.389	1'14.886		2'38.458	1'10.509	
1 ^a - 3	2'56.845	0'55.762		3'11.817	0'54.007		3'38.581	1'06.439		3'12.110	0'52.251		3'15.257	0'53.868		3'30.207	0'51.749	
2 ^a - 1	0'31.546	0'31.546	181.513	0'34.178	<u>0'34.178</u>	155.845	0'41.113	0'41.113	127.811	0'31.868	0'31.868	175.325	0'32.368	0'32.368	177.632	0'31.347	0'31.347	169.545
2 ^a - 2	1'33.372	1'01.826		1'39.129	1'04.951		1'51.202	1'10.089		1'30.376	0'58.508		1'34.128	1'01.760		1'27.394	0'56.047	
2 ^a - 3	2'22.778	0'49.406		<u>2'30.400</u>	0'51.271		2'46.853	0'55.651		2'17.269	0'46.893		2'32.663	0'58.535		2'12.168	0'44.774	
3 ^a - 1	0'29.311	0'29.311	200.001	0'52.786	0'52.786	186.207	0'35.624	0'35.624	155.620	0'31.166	0'31.166	168.487	0'32.479	0'32.479	175.041	0'28.297	0'28.297	230.278
3 ^a - 2	1'28.550	0'59.239		1'57.304	<u>1'04.518</u>		1'46.105	1'10.481		1'25.029	0'53.863		1'33.392	1'00.913		1'19.699	0'51.402	
3 ^a - 3	2'15.946	0'47.396		2'46.227	<u>0'48.923</u>		2'43.228	0'57.123		2'11.144	0'46.115		2'23.706	0'50.314		2'01.932	0'42.233	
4 ^a - 1	0'29.901	0'29.901	199.262			193.896	0'31.756	0'31.756	172.524	0'30.101	0'30.101	189.807	0'30.894	0'30.894	189.807	0'26.144	0'26.144	234.274
4 ^a - 2	1'26.515	0'56.614					1'33.883	1'02.127		1'22.689	0'52.588		1'29.784	0'58.890		1'15.866	0'49.722	
4 ^a - 3	2'11.722	0'45.207					2'23.946	0'50.063		2'07.263	0'44.574		2'16.718	0'46.934		3'18.786	2'02.920	PIT
5 ^a - 1	0'26.953	0'26.953	236.324				0'31.438	0'31.438	179.402	0'29.659	0'29.659	189.474	0'28.256	0'28.256	213.862	0'37.139	0'37.139	177.340
5 ^a - 2	1'20.477	0'53.524					1'32.381	1'00.943		1'20.181	0'50.522		1'25.075	0'56.819		1'27.083	0'49.944	
5 ^a - 3	2'03.694	0'43.217					2'20.252	0'47.871		2'04.041	0'43.860		2'11.430	0'46.355		2'08.350	0'41.267	
6 ^a - 1	0'26.370	0'26.370	230.278				0'29.490	0'29.490	185.887	0'28.817	0'28.817	191.151	0'27.414	0'27.414	231.264	0'25.980	0'25.980	223.141
6 ^a - 2	1'17.641	0'51.271					1'27.529	0'58.039		1'18.613	0'49.796		1'22.803	0'55.389		1'14.884	0'48.904	
6 ^a - 3	1'59.848	0'42.207					2'13.707	0'46.178		2'01.054	0'42.441		2'08.677	0'45.874		1'55.832	0'40.948	
7 ^a - 1	0'25.854	0'25.854	237.363				0'28.585	<u>0'28.585</u>	200.744	0'27.977	0'27.977	203.008	0'27.760	0'27.760	234.783	0'25.247	0'25.247	242.153
7 ^a - 2	1'16.015	0'50.161					1'24.781	<u>0'56.196</u>		1'16.689	0'48.712		1'22.889	0'55.129		1'12.836	0'47.589	
7 ^a - 3	1'57.486	0'41.471					<u>2'09.111</u>	<u>0'44.330</u>		1'58.645	0'41.956		2'07.604	0'44.715		1'53.463	0'40.627	
8 ^a - 1	0'25.843	0'25.843	236.324				0'33.649	0'33.649	170.347	0'27.767	0'27.767	202.627	0'27.746	0'27.746	246.014	0'25.088	0'25.088	243.793
8 ^a - 2	1'15.494	0'49.651					1'35.554	1'01.905		1'16.194	0'48.427		1'21.253	0'53.507		1'12.792	0'47.704	
8 ^a - 3	1'56.270	0'40.776								1'57.974	0'41.780		2'05.411	0'44.158		1'53.106	<u>0'40.314</u>	
9 ^a - 1	0'25.304	<u>0'25.304</u>	248.849							0'28.583	0'28.583	204.159	0'26.267	<u>0'26.267</u>	247.140	0'24.614	<u>0'24.614</u>	251.163
9 ^a - 2	1'13.743	<u>0'48.439</u>								1'16.838	0'48.255		1'19.675	<u>0'53.408</u>		1'11.996	<u>0'47.382</u>	
9 ^a - 3	<u>1'54.318</u>	<u>0'40.575</u>								1'57.923	0'41.085		<u>2'03.334</u>	<u>0'43.659</u>		<u>1'52.613</u>	0'40.617	
10 ^a - 1	0'29.674	0'29.674	206.897							0'26.779	<u>0'26.779</u>	219.960	0'28.719	0'28.719	241.611	0'28.631	0'28.631	207.693
10 ^a - 2	1'38.672	1'08.998								1'14.148	<u>0'47.369</u>		1'36.882	1'08.163		1'23.506	0'54.875	
10 ^a - 3										<u>1'54.886</u>	<u>0'40.738</u>							

Ideal Lap	
0'25.304	0'25.304
1'13.743	0'48.439
1'54.318	0'40.575

Ideal Lap	
0'34.178	0'34.178
1'38.696	1'04.518
2'27.619	0'48.923

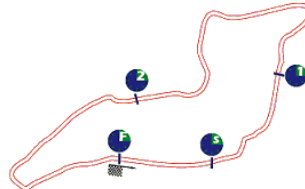
Ideal Lap	
0'28.585	0'28.585
1'24.781	0'56.196
2'09.111	0'44.330

Ideal Lap	
0'26.779	0'26.779
1'14.148	0'47.369
1'54.886	0'40.738

Ideal Lap	
0'26.267	0'26.267
1'19.675	0'53.408
2'03.334	0'43.659

Ideal Lap	
0'24.614	0'24.614
1'11.996	0'47.382
1'52.310	0'40.314

Ideal Best Lap	
0'23.211	0'23.211
1'08.755	0'45.544
1'47.645	0'38.890



LAP ANALYSIS Qualifying - 1

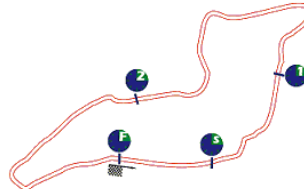
Number	59			60			61			65		
	Lap Time	Partial	Speed	Lap Time	Partial	Speed	Lap Time	Partial	Speed	Lap Time	Partial	Speed
1 ^a - 1	0'41.596	0'41.596	150.418	0'45.510	0'45.510	131.708	2'20.126	2'20.126	102.760	0'57.809	0'57.809	
1 ^a - 2	1'36.159	0'54.563		1'47.299	1'01.789		3'27.212	1'07.086		2'13.240	1'15.431	
1 ^a - 3	2'20.547	0'44.388		2'40.955	0'53.656		4'23.493	0'56.281		3'12.659	0'59.419	
2 ^a - 1	0'25.963	0'25.963	216.868	0'29.418	0'29.418	198.166	0'33.518	0'33.518	125.875	0'36.875	0'36.875	121.485
2 ^a - 2	1'17.971	0'52.008		1'24.676	0'55.258		1'34.382	1'00.864		1'42.021	1'05.146	
2 ^a - 3	2'04.135	0'46.164		2'09.114	0'44.438		2'25.049	0'50.667		2'35.075	0'53.054	
3 ^a - 1	0'25.868	0'25.868	223.603	0'28.058	0'28.058	216.433	0'31.467	0'31.467	137.056	0'33.221	0'33.221	133.334
3 ^a - 2	1'17.781	0'51.913		1'19.537	0'51.479		1'30.038	0'58.571		1'34.745	1'01.524	
3 ^a - 3	2'01.945	0'44.164		2'02.096	0'42.559		2'18.255	0'48.217		2'23.185	0'48.440	
4 ^a - 1	0'25.706	0'25.706	225.470	0'26.927	0'26.927	233.767	0'31.031	0'31.031	167.183	0'29.513	0'29.513	185.249
4 ^a - 2	1'17.937	0'52.231		1'16.244	0'49.317		1'26.363	0'55.332		1'29.524	1'00.011	
4 ^a - 3	2'02.083	0'44.146		1'59.400	0'43.156		2'11.490	0'45.127		2'17.470	0'47.946	
5 ^a - 1	0'27.669	0'27.669	210.938	0'26.255	0'26.255	234.783	0'28.935	0'28.935	183.674	0'34.554	0'34.554	138.997
5 ^a - 2	1'26.591	0'58.922		1'15.600	0'49.345		1'23.316	0'54.381		1'37.863	1'03.309	
5 ^a - 3				1'56.864	0'41.264		2'08.143	0'44.827		4'46.037	3'08.174	PIT
6 ^a - 1				0'26.633	0'26.633	227.369	0'26.956	0'26.956	207.294	0'40.725	0'40.725	158.126
6 ^a - 2				1'16.914	0'50.281		1'20.081	0'53.125		1'38.090	0'57.365	
6 ^a - 3				2'00.115	0'43.201		2'04.985	0'44.904		2'22.759	0'44.669	
7 ^a - 1				0'26.175	0'26.175	236.843	0'26.782	0'26.782	205.324	0'26.080	0'26.080	221.312
7 ^a - 2				1'14.268	0'48.093		1'18.858	0'52.076		1'20.176	0'54.096	
7 ^a - 3				1'55.016	0'40.748		2'02.163	0'43.305		2'04.460	0'44.284	
8 ^a - 1				0'25.628	0'25.628	251.749	0'27.475	0'27.475	175.896	0'27.324	0'27.324	172.249
8 ^a - 2				1'12.937	0'47.309		1'18.649	0'51.174		1'22.671	0'55.347	
8 ^a - 3				1'53.220	0'40.283		2'01.426	0'42.777				
9 ^a - 1				0'30.828	0'30.828	188.154	0'27.583	0'27.583	197.803			
9 ^a - 2				1'36.217	1'05.389		1'25.736	0'58.153				
9 ^a - 3												
10 ^a - 1												
10 ^a - 2												
10 ^a - 3												

Ideal Lap	
0'25.706	0'25.706
1'17.619	0'51.913
2'01.765	0'44.146

Ideal Lap	
0'25.628	0'25.628
1'12.937	0'47.309
1'53.220	0'40.283

Ideal Lap	
0'26.782	0'26.782
1'17.956	0'51.174
2'00.733	0'42.777

Ideal Lap	
0'26.080	0'26.080
1'20.176	0'54.096
2'04.460	0'44.284





Circuit of Imola
On April, 30 - May, 1

Qualifying - 1 Sectors Results

Sector - 1				Sector - 2				Sector - 3				Ideal Lap vs Best Lap				
Ord.	Nº	Driver	Time	Nº	Driver	Time	Nº	Driver	Time	Ord.	Nº	Driver	Idea Lap	Best Lap	Ord.	
1	10	Jordi Gene	23.211	2	Michele Rugolo	45.544	1	Luca Rangoni	38.890	1	2	Michele Rugolo	1'48.295	1'48.295	1	
2	1	Luca Rangoni	23.503	5	Marco Frezza	45.773	3	Raffaele Giammaria	38.890	2	1	Luca Rangoni	1'48.317	1'48.944	3	
3	3	Raffaele Giammaria	23.539	1	Luca Rangoni	45.924	2	Michele Rugolo	39.129	3	3	Raffaele Giammaria	1'48.664	1'48.933	2	
4	9	Soheil Ayari	23.614	15	Ralph Firman	46.123	5	Marco Frezza	39.175	4	10	Jordi Gene	1'49.314	1'49.314	4	
5	2	Michele Rugolo	23.622	4	Andrea Ceccato	46.224	11	Philipp Peter	39.396	5	5	Marco Frezza	1'49.409	1'49.409	5	
6	15	Ralph Firman	23.821	3	Raffaele Giammaria	46.235	15	Ralph Firman	39.606	6	15	Ralph Firman	1'49.550	1'49.550	6	
7	11	Philipp Peter	23.924	11	Philipp Peter	46.275	9	Soheil Ayari	39.613	7	11	Philipp Peter	1'49.595	1'49.595	7	
8	4	Andrea Ceccato	24.351	9	Soheil Ayari	46.469	10	Jordi Gene	39.624	8	9	Soheil Ayari	1'49.696	1'49.942	8	
9	5	Marco Frezza	24.461	10	Jordi Gene	46.479	4	Andrea Ceccato	39.817	9	4	Andrea Ceccato	1'50.392	1'50.740	9	
10	7	Alexander Talkanitsa, jr	24.521	60	Stefano Bizzarri	47.309	7	Alexander Talkanitsa, jr	40.187	10	7	Alexander Talkanitsa, jr	1'52.198	1'52.198	10	
11	57	Gianluca Roda	24.614	54	Massimiliano Wiser	47.369	60	Stefano Bizzarri	40.283	11	57	Gianluca Roda	1'52.310	1'52.613	11	
12	8	Emanuele Moncini	25.220	57	Gianluca Roda	47.382	57	Gianluca Roda	40.314	12	60	Stefano Bizzarri	1'53.220	1'53.220	12	
13	51	Stefano Gattuso	25.304	7	Alexander Talkanitsa, jr	47.490	8	Emanuele Moncini	40.480	13	8	Emanuele Moncini	1'53.291	1'53.291	13	
14	60	Stefano Bizzarri	25.628	8	Emanuele Moncini	47.591	51	Stefano Gattuso	40.575	14	51	Stefano Gattuso	1'54.318	1'54.318	14	
15	59	Thomas Gruber	25.706	51	Stefano Gattuso	48.439	54	Massimiliano Wiser	40.738	15	54	Massimiliano Wiser	1'54.886	1'54.886	15	
16	65	Luca Pirri	26.080	61	Bruno Hernandez	51.174	61	Bruno Hernandez	42.777	16	61	Bruno Hernandez	2'00.733	2'01.426	16	
17	56	Peter Bamford	26.267	59	Thomas Gruber	51.913	56	Peter Bamford	43.659	17	59	Thomas Gruber	2'01.765	2'01.945	17	
18	54	Massimiliano Wiser	26.779	14	Markus Fux	52.394	14	Markus Fux	43.865	18	14	Markus Fux	2'03.159	2'05.123	20	
19	61	Bruno Hernandez	26.782	56	Peter Bamford	53.408	59	Thomas Gruber	44.146	19	56	Peter Bamford	2'03.334	2'03.334	18	
20	14	Markus Fux	26.900	65	Luca Pirri	54.096	65	Luca Pirri	44.284	20	65	Luca Pirri	2'04.460	2'04.460	19	
21	53	Massimo Mantovani	28.585	53	Massimo Mantovani	56.196	53	Massimo Mantovani	44.330	21	53	Massimo Mantovani	2'09.111	2'09.111	21	
22	52	Fabio Garofano	34.178	52	Fabio Garofano	1'04.518	52	Fabio Garofano	48.923	22	52	Fabio Garofano	2'27.619	2'30.400	22	



Qualifying - 1 MAXIMUM SPEED

Circuit of Imola
On April, 30 - May, 1

Ord.	Nº	Entrant	Nat.	Driver	Nat.	Driver 2	Nat.	Vehicle	Cat.	Cla.	Km/h
1	10	Sun-Red	ES	Pol Rosell	ES	Jordi Gene	ES	SRX	Super GT	1º	267.327
2	11	Kessel Racing	CH	Philipp Peter	AT	Michael Broniszewski	PL	Ferrari 458 GT Italia	Super GT	2º	259.616
3	3	Racing Team Edil-Cris	IT	Miguel Ramos	PT	Raffaele Giammaria	IT	Ferrari 430 GT2	Super GT	3º	258.374
4	2	AF Corse	IT	Claudio Sdanewitsch	DE	Michele Rugolo	IT	Ferrari 430 GT2	Super GT	4º	254.717
5	1	AF Corse	IT	Alessandro Garofano	IT	Luca Rangoni	IT	Ferrari 430 GT2	Super GT	5º	252.337
6	60	AF Corse	IT	Stefano Bizzarri	IT	Andrea Rizzoli	IT	Ferrari 458 GT3	GTS	1º	251.749
7	57	Autorlando Sport	IT	Gianluca Roda	IT	Fabio Babini	IT	Porsche 997 GT3 R	GTS	2º	251.163
8	5	Vittoria Competizioni	IT	Marco Frezza	IT	Juan Manuel López	AR	Ferrari 430 GT2	Super GT	6º	250.001
9	51	Kessel Racing	CH	Lorenzo Bontempelli	IT	Stefano Gattuso	IT	Ferrari 430 GT3 Scuderia	GTS	3º	248.849
10	15	Luxury Racing	FR	Ralph Firman	GB	Ange Barde	FR	Ferrari 458 GT Italia	Super GT	7º	247.707
11	56	Team RPM	GB	Peter Bamford	GB	Alex Mortimer	GB	Ford GT	GTS	4º	247.140
12	4	Autorlando Sport	IT	Andrea Ceccato	IT	Alvaro Barba	ES	Porsche 911 GT3 RSR	Super GT	8º	244.898
13	7	AT Racing Team	AT	Alexander Talkanitsa	BY	Alexander Talkanitsa, jr	BY	Ferrari 458 GT Italia	Super GT	9º	241.072
14	8	Scuderia Villorba Corse	IT	Andrea Montermini	IT	Emanuele Moncini	IT	Ferrari 458 GT Italia	Super GT	10º	235.808
15	9	JMB Racing	MC	Soheil Ayari	FR	Nicolas Misslin	FR	Ferrari 430 GT2	Super GT	11º	235.295
16	59	Raceteam Deboeuf	AT	Thomas Gruber	AT	Marco Seefried	DE	Porsche 997 GT3 R	GTS	5º	225.470
17	65	Mtech Limited	CH	Luca Pirri	IT	Paul Rees	GB	Ferrari 458 GT3	GTS	6º	221.312
18	54	Villois Racing	IT	Massimiliano Wiser	IT	Gabriele Lancieri	IT	Aston Martin DBRS 9	GTS	7º	219.960
19	14	Luxury Racing	FR	Gaetan Bischof	FR	Markus Fux	AT	Ferrari 458 GT Italia	Super GT	12º	217.742
20	61	JMB Racing	MC	Bruno Hernandez	FR	Joël Camathias	CH	Ferrari 430 GT3 Scuderia	GTS	8º	207.294
21	53	Kessel Racing	CH	Beniamino Caccia	IT	Massimo Mantovani	IT	Ferrari 430 GT3 Scuderia	GTS	9º	200.744
22	52	Kessel Racing	CH	Fabio Garofano	IT	Gianandrea Crespi	IT	Ferrari 430 GT3 Scuderia	GTS	10º	193.896



Santísima Trinidad 30 28010 MADRID
Tel y Fax 91.448.32.06
www.cronococa.com
e-mail: info@cronococa.com



Juan Bravo 17 28006 MADRID
Tel 91.432.27.50
www.gtssport.es
e-mail: info@gtssport.es



Circuit of Imola
On April, 30 - May, 1

QUALIFYING-1 OFFICIAL RESULTS

Ord.	Nº	Entrant	Nat.	Driver	Nat.	Driver 2	Nat.	Vehicle	Cat.	Cla.	Laps	Best	Time	Gap	Interval	Km/h
1	2	AF Corse	IT	Claudio Sdanewitsch	DE	<u>Michele Rugolo</u>	IT	Ferrari 430 GT2	Super GT	1º	11	11	1'48.295			163.188
2	3	Racing Team Edil-Cris	IT	Miguel Ramos	PT	<u>Raffaele Giammaria</u>	IT	Ferrari 430 GT2	Super GT	2º	11	11	1'48.933	0"638	0"638	162.232
3	1	AF Corse	IT	Alessandro Garofano	IT	<u>Luca Rangoni</u>	IT	Ferrari 430 GT2	Super GT	3º	11	10	1'48.944	0"649	0"011	162.216
4	10	Sun-Red	ES	Pol Rosell	ES	<u>Jordi Gene</u>	ES	SRX	Super GT	4º	10	10	1'49.314	1"019	0"370	161.667
5	5	Vittoria Competizioni	IT	<u>Marco Frezza</u>	IT	Juan Manuel López	AR	Ferrari 430 GT2	Super GT	5º	10	10	1'49.409	1"114	0"095	161.527
6	15	Luxury Racing	FR	<u>Ralph Firman</u>	GB	Ange Barde	FR	Ferrari 458 GT Italia	Super GT	6º	10	10	1'49.550	1"255	0"141	161.319
7	11	Kessel Racing	CH	<u>Philipp Peter</u>	AT	Michael Broniszewski	PL	Ferrari 458 GT Italia	Super GT	7º	11	11	1'49.595	1"300	0"045	161.252
8	9	JMB Racing	MC	<u>Soheil Ayari</u>	FR	Nicolas Misslin	FR	Ferrari 430 GT2	Super GT	8º	11	11	1'49.942	1"647	0"347	160.743
9	4	Autorlando Sport	IT	<u>Andrea Ceccato</u>	IT	Alvaro Barba	ES	Porsche 911 GT3 RSR	Super GT	9º	11	11	1'50.740	2"445	0"798	159.585
10	7	AT Racing Team	AT	Alexander Talkanitsa	BY	<u>Alexander Talkanitsa, jr</u>	BY	Ferrari 458 GT Italia	Super GT	10º	10	10	1'52.198	3"903	1"458	157.511
11	57	Autorlando Sport	IT	<u>Gianluca Roda</u>	IT	Fabio Babini	IT	Porsche 997 GT3 R	GTS	1º	10	10	1'52.613	4"318	0"415	156.931
12	60	AF Corse	IT	<u>Stefano Bizzarri</u>	IT	Andrea Rizzoli	IT	Ferrari 458 GT3	GTS	2º	9	9	1'53.220	4"925	0"607	156.090
13	8	Scuderia Villorba Corse	IT	Andrea Montermini	IT	<u>Emanuele Moncini</u>	IT	Ferrari 458 GT Italia	Super GT	11º	8	6	1'53.291	4"996	0"071	155.992
14	51	Kessel Racing	CH	Lorenzo Bontempelli	IT	<u>Stefano Gattuso</u>	IT	Ferrari 430 GT3 Scuderia	GTS	3º	10	10	1'54.318	6"023	1"027	154.590
15	54	Villois Racing	IT	<u>Massimiliano Wiser</u>	IT	Gabriele Lancieri	IT	Aston Martin DBRS 9	GTS	4º	11	11	1'54.886	6"591	0"568	153.826
16	61	JMB Racing	MC	<u>Bruno Hernandez</u>	FR	Joël Camathias	CH	Ferrari 430 GT3 Scuderia	GTS	5º	9	9	2'01.426	13"131	6"540	145.541
17	59	Racetteam Deboeuf	AT	<u>Thomas Gruber</u>	AT	Marco Seefried	DE	Porsche 997 GT3 R	GTS	6º	5	4	2'01.945	13"650	0"519	144.922
18	56	Team RPM	GB	<u>Peter Bamford</u>	GB	Alex Mortimer	GB	Ford GT	GTS	7º	10	10	2'03.334	15"039	1"389	143.289
19	65	Mtech Limited	CH	<u>Luca Pirri</u>	IT	Paul Rees	GB	Ferrari 458 GT3	GTS	8º	8	8	2'04.460	16"165	1"126	141.993
20	14	Luxury Racing	FR	Gaetan Bischof	FR	<u>Markus Fux</u>	AT	Ferrari 458 GT Italia	Super GT	12º	8	7	2'05.123	16"828	0"663	141.241
21	53	Kessel Racing	CH	Beniamino Caccia	IT	<u>Massimo Mantovani</u>	IT	Ferrari 430 GT3 Scuderia	GTS	9º	8	8	2'09.111	20"816	3"988	136.878
22	52	Kessel Racing	CH	<u>Fabio Garofano</u>	IT	Gianandrea Crespi	IT	Ferrari 430 GT3 Scuderia	GTS	10º	4	3	2'30.400	42"105	21"289	117.503

Circuit of Imola on April 30, 2011

A las Horas.

STEWARDS

TIMEKEEPER



Santísima Trinidad 30 28010 MADRID
Tel y Fax 91.448.32.06
www.cronococa.com
e-mail: info@cronococa.com



Juan Bravo 17 28006 MADRID
Tel 91.432.27.50
www.gtssport.es
e-mail: info@gtssport.es



RACE - 1 STARTING GRID

Circuit of Imola
On April, 30 - May, 1

Num.	Driver	Time	Fila	Num.	Driver	Time
52	Fabio Garofano	2'30.400 10	14	Markus Fux	2'05.123
65	Luca Pirri	2'04.460 9	56	Peter Bamford	2'03.334
59	Thomas Gruber	2'01.945 8	61	Bruno Hernandez	2'01.426
54	Massimiliano Wiser	1'54.886 7	51	Stefano Gattuso	1'54.318
8	Emanuele Moncini	1'53.291 6	60	Stefano Bizzarri	1'53.220
57	Gianluca Roda	1'52.613 5	7	Alexander Talkanitsa, jr	1'52.198
4	Andrea Ceccato	1'50.740 4	9	Soheil Ayari	1'49.942
15	Ralph Firman	1'49.550 3	5	Marco Frezza	1'49.409
10	Jordi Gene	1'49.314 2	1	Luca Rangoni	1'48.944
3	Raffaele Giammaria	1'48.933 1	2	Michele Rugolo	1'48.295



STEWARDS

TIMEKEEPER



Santísima Trinidad 30 28010 MADRID
Tel y Fax 91.448.32.06
www.cronococa.com
e-mail: info@cronococa.com



Juan Bravo 17 28006 MADRID
Tel 91.432.27.50
www.gtssport.es
e-mail: info@gtssport.es