

RESULTADOS Entrenamientos Piloto Grupo - A

Ord.	Nº	Concursante	Equipo	Nac.	Piloto	Nac.	N.V.	V.R.	Tiempo	Dif. 1º	Dif. Ant	Km/h
1	37	GUADALIX SIERRA RACING	LENKER & GRÍBLAU	ESP.	JOSE MANUEL DE LOS MILAGROS	ESP.	7	4	1'49.563			126.503
2	13	AUTOSA TORMES COMPETICION	AUTOSA TORMES COMPETICION	ESP.	ALEX ROYO	ESP.	10	5	1'49.636	0"073	0"073	126.419
3	10	JUAN IGNACIO VILLACIEROS	VILLACIEROS MOTORSPORT	ESP.	MIGUEL VILLACIEROS	ESP.	7	5	1'49.661	0"098	0"025	126.390
4	9	ESCUADERIA OURENSE	AUTO BUIGAS-SMC JUNIOR	ESP.	LUIS MIGUEL REYES	ESP.	9	9	1'49.917	0"354	0"256	126.096
5	35	DANIEL SARIÑERA	VEHINTER - DALE GAS	ESP.	ALVARO RODRIGUEZ	ESP.	7	5	1'50.080	0"517	0"163	125.909
6	2	ASOCIACION GOTA RACING	MARCO ALDANY	ESP.	MARCOS FERNANDEZ	PT.	8	6	1'50.241	0"678	0"161	125.725
7	25	BMW	TEAM AUSTRALIA	AUS.	PAUL STÖKELL	AUS.	10	4	1'50.456	0"893	0"215	125.480
8	27	EFICAR TEAM	EFICAR-INAUTO	ESP.	PABLO AMOROS	ESP.	9	7	1'50.521	0"958	0"065	125.407
9	77	JORGE BAEZA	FOOD&GOOD - SMC JUNIOR	ESP.	FERNANDO NAVARRETE	ESP.	9	6	1'50.587	1"024	0"066	125.332
10	40	PASCAL HIDALGO	SECOLEC-CANOTURIA	ESP.	PASCAL HIDALGO	ESP.	9	4	1'50.595	1"032	0"008	125.323
11	6	RASANTE SPORT	MINI MADRID	ESP.	ALVARO VELA	ESP.	8	7	1'50.708	1"145	0"113	125.195
12	88	SALVADOR TINEO	TEAM GUARNIERI	ESP.	SALVADOR TINEO	ESP.	8	5	1'50.724	1"161	0"016	125.177
13	41	S.CONRADO	MORELLI RACING	PT.	PAULO ALHO	PT.	5	3	1'50.998	1"435	0"274	124.868
14	69	STEVE MATTHYSEN	4TUBE - DALE GAS	ESP.	STEVE MATTHYSEN	ESP.	8	4	1'51.406	1"843	0"408	124.410
15	1	BMW	PRENSA MINI ESPAÑA	ESP.	RAFAEL CID	ESP.	9	6	1'51.431	1"868	0"025	124.382
16	8	MARC MARTIN	MARTIN I CONESA	ESP.	MARC MARTIN	ESP.	8	6	1'51.714	2"151	0"283	124.067
17	4	BMW	BAHIA RACING TEAM	BZ.	PATRICK GONÇALVES	BZ.	7	5	1'51.914	2"351	0"200	123.846
18	5	DRIVEX	FOX TEAM	ESP.	ANGEL SEVILLANO	ESP.	8	7	1'53.306	3"743	1"392	122.324
19	66	EFICAR TEAM	EFICAR - TRUCK & WHEEL	PT.	TIAGO BORGES	PT.	6	6	1'53.923	4"360	0"617	121.662

Circuito del Jarama 05 de Junio de 2010

A las 9:51 Horas.

TIEMPOS POR VUELTA Entrenamientos Piloto Grupo - A

Numero	1			2			4			5			6			8		
	Vuelta	Parciales	Vel./Pil.	Vuelta	Parciales	Vel./Pil.	Vuelta	Parciales	Vel./Pil.	Vuelta	Parciales	Vel./Pil.	Vuelta	Parciales	Vel./Pil.	Vuelta	Parciales	Vel./Pil.
1ª - 1	0'47.092	0'47.092	166.925	0'43.731	0'43.731	203.390	0'44.201	0'44.201	200.372	0'47.033	0'47.033	180.905	0'42.876	0'42.876	199.262			
1ª - 2	1'26.076	0'38.984		1'21.433	0'37.702		1'22.488	0'38.287		1'32.285	0'45.252		1'21.216	0'38.340				
1ª - 3	1'56.793	0'35.350		1'59.052	0'37.619	PIT	2'00.096	0'37.608	PIT	2'11.125	0'38.840		2'05.567	0'44.351		1'59.544	1'59.544	
2ª - 1	0'46.267	0'46.267	194.595	2'36.854	2'36.854		3'09.229	3'09.229		0'44.819	0'44.819	196.722	0'42.863	0'42.863	201.870			
2ª - 2	1'24.483	0'38.216		3'18.013	0'41.159		3'46.797	0'37.568		1'23.951	0'39.132		1'19.977	0'37.114				
2ª - 3	1'56.793	0'32.310		3'49.389	0'31.376		4'18.740	0'31.943		1'57.195	0'33.244		1'51.209	0'31.232		1'53.031	1'53.031	
3ª - 1	0'43.975	0'43.975	202.248	0'42.552	0'42.552	206.501	0'43.485	0'43.485	202.627	0'48.056	0'48.056	138.640	0'42.650	0'42.650	201.870			
3ª - 2	1'22.008	0'38.033		1'19.289	0'36.737		1'21.149	0'37.664		1'26.180	0'38.124		1'19.585	0'36.935				
3ª - 3	1'53.722	0'31.714		1'50.455	0'31.166		1'52.733	0'31.584		1'58.163	0'31.983		1'50.747	0'31.162		1'52.250	1'52.250	
4ª - 1	0'43.600	0'43.600	202.627	0'42.750	0'42.750	205.324	0'43.076	0'43.076	201.118	0'43.542	0'43.542	198.896	0'51.489	0'51.489	169.279			
4ª - 2	1'20.963	0'37.363		1'19.654	0'36.904		1'20.364	0'37.288		1'21.250	0'37.708		1'41.652	0'50.163				
4ª - 3	1'52.564	0'31.601		1'50.672	0'31.018		1'51.914	0'31.550		1'53.412	0'32.162		2'25.927	0'44.275	PIT	1'52.362	1'52.362	
5ª - 1	0'42.752	0'42.752	203.008	0'42.532	0'42.532	206.107	0'43.271	0'43.271	203.008	0'44.134	0'44.134	197.441	2'22.130	2'22.130				
5ª - 2	1'19.975	0'37.223		1'19.176	0'36.644		1'20.385	0'37.114		1'21.873	0'37.739		2'59.665	0'37.535				
5ª - 3	1'51.431	0'31.456		1'50.241	0'31.065		1'51.924	0'31.539		1'53.939	0'32.066		3'31.103	0'31.438		1'51.714	1'51.714	
6ª - 1	0'42.987	0'42.987	203.774	0'42.495	0'42.495	204.546	0'43.490	0'43.490	201.870	0'43.673	0'43.673	198.166	0'42.588	0'42.588	202.248			
6ª - 2	1'20.634	0'37.647		1'19.393	0'36.898		1'20.826	0'37.336		1'21.499	0'37.826		1'19.499	0'36.911				
6ª - 3	1'52.647	0'32.013		1'50.973	0'31.580		1'52.304	0'31.478		1'53.306	0'31.807		1'50.708	0'31.209		1'55.995	1'55.995	
7ª - 1	0'43.069	0'43.069	203.774	0'42.718	0'42.718	207.693	0'43.464	0'43.464	196.364	0'44.122	0'44.122	197.081	0'42.690	0'42.690	201.493			
7ª - 2	1'20.670	0'37.601		1'19.512	0'36.794		1'20.615	0'37.151		1'21.677	0'37.555		1'19.650	0'36.960				
7ª - 3	1'52.315	0'31.645		1'51.005	0'31.493		1'57.749	0'37.134	PIT	1'53.448	0'31.771		1'50.825	0'31.175		1'51.925	1'51.925	
8ª - 1	0'43.189	0'43.189	204.159	0'51.038	0'51.038	159.058				0'43.521	0'43.521	196.722	0'42.702	0'42.702	202.627			
8ª - 2	1'20.322	0'37.133								1'21.202	0'37.681		1'19.623	0'36.921				
8ª - 3	1'52.161	0'31.839								1'53.161	0'31.959		1'50.697	0'31.074		2'09.120	2'09.120	
9ª - 1	0'50.803	0'50.803	203.774									174.194			161.435			
9ª - 2																		
9ª - 3																		

Vuelta Ideal	
0'42.752	0'42.752
1'19.885	0'37.133
1'51.341	0'31.456

Vuelta Ideal	
0'42.495	0'42.495
1'19.139	0'36.644
1'50.157	0'31.018

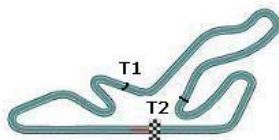
Vuelta Ideal	
0'43.076	0'43.076
1'20.190	0'37.114
1'51.668	0'31.478

Vuelta Ideal	
0'43.521	0'43.521
1'21.076	0'37.555
1'52.847	0'31.771

Vuelta Ideal	
0'42.588	0'42.588
1'19.499	0'36.911
1'50.573	0'31.074

Vuelta Ideal	
6'66'39.00	16'66'39.000
3'33'18.00	16'66'39.000
3'33'09.71	1'51.714

Vuelta Mas Rapida Ideal	
0'41.890	0'41.890
1'18.398	0'36.508
1'49.194	0'30.796



TIEMPOS POR VUELTA Entrenamientos Piloto Grupo - A

Numero	9			10			13			25			27			35		
	Vuelta	Parciales	Vel./Pil.	Vuelta	Parciales	Vel./Pil.	Vuelta	Parciales	Vel./Pil.	Vuelta	Parciales	Vel./Pil.	Vuelta	Parciales	Vel./Pil.	Vuelta	Parciales	Vel./Pil.
1ª - 1	0'43.855	0'43.855	198.896	0'44.466	0'44.466	189.807	0'48.510	0'48.510	184.616	0'44.041	0'44.041	200.372	0'48.641	0'48.641	170.348	0'44.285	0'44.285	196.364
1ª - 2	1'21.869	0'38.014		1'21.998	0'37.532		1'29.291	0'40.781		1'21.148	0'37.107		1'29.951	0'41.310		1'21.755	0'37.470	
1ª - 3	1'53.530	0'31.661		1'59.240	0'37.242	PIT	2'01.086	0'31.795		1'53.060	0'31.912		2'02.098	0'32.147		1'59.962	0'38.207	PIT
2ª - 1	0'42.581	0'42.581	201.118	4'07.509	4'07.509		0'42.740	0'42.740	202.248	0'42.362	0'42.362	202.248	0'42.914	0'42.914	204.934	3'02.455	3'02.455	
2ª - 2	1'19.497	0'36.916		4'46.683	0'39.174		1'19.488	0'36.748		1'19.448	0'37.086		1'20.311	0'37.397		3'39.578	0'37.123	
2ª - 3	1'50.737	0'31.240		5'18.656	0'31.973		1'50.474	0'30.986		1'50.737	0'31.289		1'51.953	0'31.642		4'11.044	0'31.466	
3ª - 1	0'42.839	0'42.839	201.118	0'42.335	0'42.335	203.390	0'42.151	0'42.151	204.159	0'42.343	0'42.343	204.159	0'42.994	0'42.994	201.870	0'42.615	0'42.615	201.118
3ª - 2	1'20.983	0'38.144		1'18.974	0'36.639		1'18.720	0'36.569		1'19.246	0'36.903		1'20.078	0'37.084		1'19.306	0'36.691	
3ª - 3	1'59.307	0'38.324	PIT	1'49.770	0'30.796		1'49.654	0'30.934		1'50.456	0'31.210		1'51.460	0'31.382		1'50.331	0'31.025	
4ª - 1	2'44.351	2'44.351		0'42.275	0'42.275	204.159	0'42.055	0'42.055	205.324	0'42.620	0'42.620	202.248	0'42.963	0'42.963	200.744	0'42.370	0'42.370	202.248
4ª - 2	3'30.422	0'46.071		1'18.783	0'36.508		1'18.755	0'36.700		1'19.672	0'37.052		1'19.992	0'37.029		1'18.936	0'36.566	
4ª - 3	4'02.141	0'31.719		1'49.661	0'30.878		1'49.636	0'30.881		1'51.175	0'31.503		1'51.131	0'31.139		1'50.080	0'31.144	
5ª - 1	0'42.223	0'42.223	202.248	0'41.997	0'41.997	204.934	0'42.157	0'42.157	203.008	0'42.498	0'42.498	201.870	0'42.315	0'42.315	204.934	0'42.568	0'42.568	203.774
5ª - 2	1'19.066	0'36.843		1'18.764	0'36.767		1'18.785	0'36.628		1'19.549	0'37.051		1'19.270	0'36.955		1'19.302	0'36.734	
5ª - 3	1'50.257	0'31.191		1'49.765	0'31.001		1'49.715	0'30.930		1'50.673	0'31.124		1'50.540	0'31.270		1'50.382	0'31.080	
6ª - 1	0'41.890	0'41.890	204.159	0'42.182	0'42.182	202.248	0'52.426	0'52.426	202.627	0'42.440	0'42.440	202.248	0'42.435	0'42.435	203.774	0'44.961	0'44.961	181.819
6ª - 2	1'18.980	0'37.090		1'18.744	0'36.562		1'52.677	1'00.251		1'19.681	0'37.241		1'19.255	0'36.820		1'26.765	0'41.804	
6ª - 3	1'50.310	0'31.330		1'49.661	0'30.917		2'32.852	0'40.175		1'50.971	0'31.290		1'50.521	0'31.266		1'59.774	0'33.009	
7ª - 1	0'42.077	0'42.077	202.627	0'46.146	0'46.146	168.487	0'54.185	0'54.185	154.286	0'42.380	0'42.380	202.248	0'48.473	0'48.473	203.390	0'42.344	0'42.344	203.774
7ª - 2	1'19.075	0'36.998		1'28.025	0'41.879		1'34.661	0'40.476		1'19.670	0'37.290		1'30.575	0'42.102		1'19.239	0'36.895	
7ª - 3	1'50.179	0'31.104		2'09.308	0'41.283	PIT	2'05.659	0'30.998		1'50.951	0'31.281		2'01.951	0'31.376		1'50.322	0'31.083	
8ª - 1	0'41.902	0'41.902	203.390				0'41.900	0'41.900	205.715	0'46.953	0'46.953	175.041	0'42.523	0'42.523	202.627	0'48.656	0'48.656	166.154
8ª - 2	1'18.786	0'36.884					1'21.762	0'39.862		1'35.443	0'48.490		1'19.533	0'37.010				
8ª - 3	1'49.917	0'31.131					1'53.421	0'31.659		2'11.383	0'35.940		1'50.891	0'31.358				
9ª - 1	0'47.921	0'47.921	163.142				0'42.038	0'42.038	204.934	0'42.172	0'42.172	206.107	0'51.660	0'51.660	182.125			
9ª - 2							1'18.795	0'36.757		1'19.290	0'37.118							
9ª - 3							1'49.782	0'30.987		1'50.737	0'31.447							

Vuelta Ideal	
0'41.890	0'41.890
1'18.733	0'36.843
1'49.837	0'31.104

Vuelta Ideal	
0'41.997	0'41.997
1'18.505	0'36.508
1'49.301	0'30.796

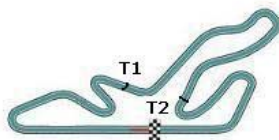
Vuelta Ideal	
0'41.900	0'41.900
1'18.469	0'36.569
1'49.350	0'30.881

Vuelta Ideal	
0'42.172	0'42.172
1'19.075	0'36.903
1'50.199	0'31.124

Vuelta Ideal	
0'42.315	0'42.315
1'19.135	0'36.820
1'50.274	0'31.139

Vuelta Ideal	
0'42.344	0'42.344
1'18.910	0'36.566
1'49.935	0'31.025

Vuelta Mas Rapida Ideal	
0'41.890	0'41.890
1'18.398	0'36.508
1'49.194	0'30.796



TIEMPOS POR VUELTA Entrenamientos Piloto Grupo - A

Numero	37			40			41			66			69			77		
	Vuelta	Parciales	Vel./Pil.	Vuelta	Parciales	Vel./Pil.	Vuelta	Parciales	Vel./Pil.	Vuelta	Parciales	Vel./Pil.	Vuelta	Parciales	Vel./Pil.	Vuelta	Parciales	Vel./Pil.
1ª - 1	0'43.888	0'43.888	200.000	0'43.728	0'43.728	198.896	0'43.240	0'43.240	196.008	0'44.327	0'44.327	193.896	0'43.781	0'43.781	203.390	0'43.708	0'43.708	202.248
1ª - 2	1'22.599	0'38.711		1'21.296	0'37.568		1'20.601	0'37.361		1'22.557	<u>0'38.230</u>		1'21.708	0'37.927		1'21.305	0'37.597	
1ª - 3	2'04.588	0'41.989	PIT	1'52.899	0'31.603		1'51.955	0'31.354		2'20.565	0'58.008	PIT	1'53.385	0'31.677		1'56.434	0'35.129	PIT
2ª - 1	3'29.739	3'29.739		0'42.493	0'42.493	201.493	0'42.610	0'42.610	198.896	2'59.887	2'59.887		0'43.181	0'43.181	203.774	3'00.691	3'00.691	
2ª - 2	4'06.971	0'37.232		1'19.605	0'37.112		1'19.810	0'37.200		3'40.565	0'40.678		1'20.429	0'37.248		3'38.678	0'37.987	
2ª - 3	4'37.994	0'31.023		1'50.813	0'31.208		<u>1'50.998</u>	<u>0'31.188</u>		4'19.273	0'38.708		1'51.772	0'31.343		4'10.053	0'31.375	
3ª - 1	0'42.112	<u>0'42.112</u>	203.390	0'42.279	<u>0'42.279</u>	202.627	0'42.659	0'42.659	198.896	0'44.423	0'44.423	196.008	0'42.915	0'42.915	204.934	0'42.665	0'42.665	203.390
3ª - 2	1'18.659	<u>0'36.547</u>		1'19.385	0'37.106		1'19.788	<u>0'37.129</u>		1'24.864	0'40.441		1'20.132	<u>0'37.217</u>		1'19.647	0'36.982	
3ª - 3	<u>1'49.563</u>	<u>0'30.904</u>		<u>1'50.595</u>	0'31.210		1'51.124	0'31.336		2'04.574	0'39.710	PIT	<u>1'51.406</u>	<u>0'31.274</u>		1'50.801	0'31.154	
4ª - 1	0'42.260	0'42.260	201.870	0'42.587	0'42.587	201.870	0'42.451	<u>0'42.451</u>	199.262	2'38.405	2'38.405		0'42.747	<u>0'42.747</u>	203.774	0'42.490	0'42.490	202.627
4ª - 2	1'19.127	0'36.867		1'19.715	0'37.128		1'19.695	0'37.244		3'20.917	0'42.512		1'20.044	0'37.297		1'19.473	0'36.983	
4ª - 3	1'50.216	0'31.089		1'51.103	0'31.388		2'00.666	0'40.971	PIT	3'53.654	0'32.737		1'51.477	0'31.433		1'50.680	0'31.207	
5ª - 1	0'42.208	0'42.208	201.493	0'42.412	0'42.412	202.627				0'43.212	<u>0'43.212</u>	198.166	0'42.971	0'42.971	205.324	0'42.328	<u>0'42.328</u>	203.008
5ª - 2	1'19.137	0'36.929		1'19.516	0'37.104					1'21.593	0'38.381		1'23.915	0'40.944		1'19.397	0'37.069	
5ª - 3	1'50.206	0'31.069		1'51.028	0'31.512					<u>1'53.923</u>	<u>0'32.330</u>		1'58.706	0'34.791		<u>1'50.587</u>	0'31.190	
6ª - 1	0'42.122	0'42.122	201.870	0'42.716	0'42.716	203.390				0'47.547	0'47.547	179.105	0'42.754	0'42.754	204.546	0'42.782	0'42.782	201.870
6ª - 2	1'19.031	0'36.909		1'32.620	0'49.904					1'36.597	0'49.050		1'20.045	0'37.291		1'19.714	<u>0'36.932</u>	
6ª - 3	1'50.178	0'31.147		2'09.029	0'36.409								1'51.464	0'31.419		1'50.808	<u>0'31.094</u>	
7ª - 1	0'48.624	0'48.624	174.758	0'42.424	0'42.424	202.627							0'42.993	0'42.993	203.774	0'47.981	0'47.981	135.679
7ª - 2	1'38.778	0'50.154		1'19.850	0'37.426								1'20.540	0'37.547		1'29.242	0'41.261	
7ª - 3				1'51.325	0'31.475								1'52.215	0'31.675		2'01.488	0'32.246	
8ª - 1				0'42.523	0'42.523	203.390							0'46.882	0'46.882	203.008	0'42.510	0'42.510	204.546
8ª - 2				1'19.623	<u>0'37.100</u>								1'29.142	0'42.260		1'19.578	0'37.068	
8ª - 3				1'50.816	<u>0'31.193</u>								2'15.135	0'45.993	PIT	1'50.747	0'31.169	
9ª - 1				0'50.300	0'50.300	189.474										0'48.199	0'48.199	160.954
9ª - 2																		
9ª - 3																		

Vuelta Ideal	
0'42.112	0'42.112
1'18.659	0'36.547
1'49.563	0'30.904

Vuelta Ideal	
0'42.279	0'42.279
1'19.379	0'37.100
1'50.572	0'31.193

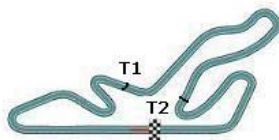
Vuelta Ideal	
0'42.451	0'42.451
1'19.580	0'37.129
1'50.768	0'31.188

Vuelta Ideal	
0'43.212	0'43.212
1'21.442	0'38.230
1'53.772	0'32.330

Vuelta Ideal	
0'42.747	0'42.747
1'19.964	0'37.217
1'51.238	0'31.274

Vuelta Ideal	
0'42.328	0'42.328
1'19.260	0'36.932
1'50.354	0'31.094

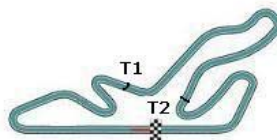
Vuelta Mas Rapida Ideal	
0'41.890	0'41.890
1'18.398	0'36.508
1'49.194	0'30.796



TIEMPOS POR VUELTA Entrenamientos Piloto Grupo - A

88			
Numero	88		
Vuelta	Vuelta	Parciales	Vel./Pil.
1ª - 1	0'43.458	0'43.458	204.546
1ª - 2	1'21.429	0'37.971	
1ª - 3	1'53.124	0'31.695	
2ª - 1	0'42.866	0'42.866	201.493
2ª - 2	1'19.962	0'37.096	
2ª - 3	1'51.579	0'31.617	
3ª - 1	0'42.705	0'42.705	201.493
3ª - 2	1'19.815	0'37.110	
3ª - 3	1'51.047	0'31.232	
4ª - 1	0'42.582	0'42.582	203.008
4ª - 2	1'19.376	0'36.794	
4ª - 3	1'50.724	0'31.348	
5ª - 1	0'42.541	0'42.541	202.627
5ª - 2	1'19.429	0'36.888	
5ª - 3	1'50.920	0'31.491	
6ª - 1	0'42.615	0'42.615	203.390
6ª - 2	1'19.284	0'36.669	
6ª - 3	1'50.832	0'31.548	
7ª - 1	0'42.849	0'42.849	202.627
7ª - 2	1'19.868	0'37.019	
7ª - 3	1'51.612	0'31.744	
8ª - 1	0'43.927	0'43.927	201.870
8ª - 2	1'22.686	0'38.759	
8ª - 3	1'59.917	0'37.231	PIT
9ª - 1			
9ª - 2			
9ª - 3			

Vuelta Ideal	
0'42.541	0'42.541
1'19.210	0'36.669
1'50.442	0'31.232



Clasificación por Sectores Entrenamientos Piloto Grupo - A

Sector - 1			Sector - 2			Sector - 3			Vuelta Ideal vs Vuelta Rapida						
Ord.	Nº Piloto	Tiempo	Nº Piloto	Tiempo	Nº Piloto	Tiempo	Ord.	Nº Piloto	V. Ideal	V. Rapida	Ord.				
1	9	LUIS MIGUEL REYES	41.890	10	MIGUEL VILLACIEROS	36.508	10	MIGUEL VILLACIEROS	30.796	1	10	MIGUEL VILLACIEROS	1'49.301	1'49.661	3
2	13	ALEX ROYO	41.900	37	JOSE MANUEL DE LOS MILAGROS	36.547	13	ALEX ROYO	30.881	2	13	ALEX ROYO	1'49.350	1'49.636	2
3	10	MIGUEL VILLACIEROS	41.997	35	ALVARO RODRIGUEZ	36.566	37	JOSE MANUEL DE LOS MILAGROS	30.904	3	37	JOSE MANUEL DE LOS MILAGROS	1'49.563	1'49.563	1
4	37	JOSE MANUEL DE LOS MILAGROS	42.112	13	ALEX ROYO	36.569	2	MARCOS FERNANDEZ	31.018	4	9	LUIS MIGUEL REYES	1'49.837	1'49.917	4
5	25	PAUL STÖKELL	42.172	2	MARCOS FERNANDEZ	36.644	35	ALVARO RODRIGUEZ	31.025	5	35	ALVARO RODRIGUEZ	1'49.935	1'50.080	5
6	40	PASCAL HIDALGO	42.279	88	SALVADOR TINEO	36.669	6	ALVARO VELA	31.074	6	2	MARCOS FERNANDEZ	1'50.157	1'50.241	6
7	27	PABLO AMOROS	42.315	27	PABLO AMOROS	36.820	77	FERNANDO NAVARRETE	31.094	7	25	PAUL STÖKELL	1'50.199	1'50.456	7
8	77	FERNANDO NAVARRETE	42.328	9	LUIS MIGUEL REYES	36.843	9	LUIS MIGUEL REYES	31.104	8	27	PABLO AMOROS	1'50.274	1'50.521	8
9	35	ALVARO RODRIGUEZ	42.344	25	PAUL STÖKELL	36.903	25	PAUL STÖKELL	31.124	9	77	FERNANDO NAVARRETE	1'50.354	1'50.587	9
10	41	PAULO ALHO	42.451	6	ALVARO VELA	36.911	27	PABLO AMOROS	31.139	10	88	SALVADOR TINEO	1'50.442	1'50.724	12
11	2	MARCOS FERNANDEZ	42.495	77	FERNANDO NAVARRETE	36.932	41	PAULO ALHO	31.188	11	40	PASCAL HIDALGO	1'50.572	1'50.595	10
12	88	SALVADOR TINEO	42.541	40	PASCAL HIDALGO	37.100	40	PASCAL HIDALGO	31.193	12	6	ALVARO VELA	1'50.573	1'50.697	11
13	6	ALVARO VELA	42.588	4	PATRICK GONÇALVES	37.114	88	SALVADOR TINEO	31.232	13	41	PAULO ALHO	1'50.768	1'50.998	13
14	69	STEVE MATTHYSSEN	42.747	41	PAULO ALHO	37.129	69	STEVE MATTHYSSEN	31.274	14	69	STEVE MATTHYSSEN	1'51.238	1'51.406	14
15	1	RAFAEL CID	42.752	1	RAFAEL CID	37.133	1	RAFAEL CID	31.456	15	1	RAFAEL CID	1'51.341	1'51.431	15
16	4	PATRICK GONÇALVES	43.076	69	STEVE MATTHYSSEN	37.217	4	PATRICK GONÇALVES	31.478	16	4	PATRICK GONÇALVES	1'51.668	1'51.914	17
17	66	TIAGO BORGES	43.212	5	ANGEL SEVILLANO	37.555	5	ANGEL SEVILLANO	31.771	17	5	ANGEL SEVILLANO	1'52.847	1'53.161	18
18	5	ANGEL SEVILLANO	43.521	66	TIAGO BORGES	38.230	66	TIAGO BORGES	32.330	18	66	TIAGO BORGES	1'53.772	1'53.923	19
19	8	MARC MARTIN	Transponder	8	MARC MARTIN	Transponder	8	MARC MARTIN	1'51.714	19	8	MARC MARTIN	3'35'09.714	1'51.714	16

EVOLUCION VUELTAS RAPIDAS Entrenamientos Piloto Grupo - A

Hora	9h.37'00"		9h.39'00"		9h.41'00"		9h.43'00"		9h.45'00"		9h.47'00"		9h.49'00"		9h.51'00"		
	Num.	Tiempo	Num.	Tiempo	Num.	Tiempo	Num.	Tiempo	Num.	Tiempo	Num.	Tiempo	Num.	Tiempo	Num.	Tiempo	
1º	13	1'50.474	13	1'49.653	13	1'49.636	13	1'49.636	37	1'49.563	37	1'49.563	37	1'49.563	37	1'49.563	JOSE MANUEL DE LOS MILAGROS
2º	25	1'53.060	25	1'50.737	25	1'50.455	25	1'50.455	13	1'49.636	13	1'49.636	13	1'49.636	13	1'49.636	ALEX ROYO
3º	9	1'53.529	9	1'50.737	9	1'50.737	40	1'50.595	10	1'49.770	10	1'49.661	10	1'49.661	10	1'49.661	MIGUEL VILLACIEROS
4º	77	1'56.434	6	1'51.208	6	1'50.747	9	1'50.737	35	1'50.331	35	1'50.079	35	1'50.079	9	1'49.917	LUIS MIGUEL REYES
5º	10	1'59.240	27	1'51.953	40	1'50.813	6	1'50.747	2	1'50.454	2	1'50.240	9	1'50.178	35	1'50.079	ALVARO RODRIGUEZ
6º	6	2'05.567	41	1'51.955	41	1'50.998	77	1'50.800	25	1'50.455	9	1'50.256	2	1'50.240	2	1'50.240	MARCOS FERNANDEZ
7º			40	1'52.898	27	1'51.459	41	1'50.998	27	1'50.540	25	1'50.455	25	1'50.455	25	1'50.455	PAUL STÖKELL
8º			88	1'53.124	88	1'51.578	88	1'51.046	77	1'50.587	27	1'50.521	27	1'50.521	27	1'50.521	PABLO AMOROS
9º			69	1'53.385	69	1'51.771	27	1'51.131	40	1'50.595	77	1'50.587	77	1'50.587	77	1'50.587	FERNANDO NAVARRETE
10º			77	1'56.434	8	1'53.031	69	1'51.406	88	1'50.724	40	1'50.595	40	1'50.595	40	1'50.595	PASCAL HIDALGO
11º			2	1'59.052	77	1'56.434	8	1'52.250	9	1'50.737	88	1'50.724	6	1'50.707	6	1'50.707	ALVARO VELA
12º			10	1'59.240	1	1'56.792	1	1'53.722	6	1'50.747	6	1'50.747	88	1'50.724	88	1'50.724	SALVADOR TINEO
13º			8	1'59.544	5	1'57.195	5	1'57.195	41	1'50.998	41	1'50.998	41	1'50.998	41	1'50.998	PAULO ALHO
14º			35	1'59.962	2	1'59.052	2	1'59.052	69	1'51.406	69	1'51.406	69	1'51.406	69	1'51.406	STEVE MATTHYSSEN
15º			4	2'00.096	10	1'59.240	10	1'59.240	8	1'52.250	1	1'51.430	1	1'51.430	1	1'51.430	RAFAEL CID
16º			1	2'01.426	35	1'59.962	35	1'59.962	1	1'52.563	8	1'51.714	8	1'51.714	8	1'51.714	MARC MARTIN
17º			37	2'04.588	4	2'00.096	4	2'00.096	4	1'52.733	4	1'51.913	4	1'51.913	4	1'51.913	PATRICK GONÇALVES
18º			5	2'11.125	37	2'04.588	37	2'04.588	5	1'53.412	5	1'53.412	5	1'53.306	5	1'53.306	ANGEL SEVILLANO
19º			66	2'20.565	66	2'20.565	66	2'20.565	66	2'04.574	66	2'04.574	66	2'04.574	66	1'53.922	TIAGO BORGES



VELOCIDAD MAXIMA Entrenamientos Piloto Grupo - A

Ord.	Nº	Concursante	Equipo	Piloto	Nac.	Km/h
1	2	ASOCIACION GOTA RACING	MARCO ALDANY	MARCOS FERNANDEZ	ESP.	207.693
2	25	BMW	TEAM AUSTRALIA	PAUL STÖKELL	AUS.	206.107
3	13	AUTOSA TORMES COMPETICION	AUTOSA TORMES COMPETICION	ALEX ROYO	ESP.	205.715
4	69	STEVE MATTHYSEN	4TUBE - DALE GAS	STEVE MATTHYSSEN	ESP.	205.324
5	27	EFICAR TEAM	EFICAR-INAUTO	PABLO AMOROS	ESP.	204.934
6	10	JUAN IGNACIO VILLACIEROS	VILLACIEROS MOTORSPORT	MIGUEL VILLACIEROS	ESP.	204.934
7	77	JORGE BAEZA	FOOD&GOOD - SMC JUNIOR	FERNANDO NAVARRETE	ESP.	204.546
8	88	SALVADOR TINEO	TEAM GUARNIERI	SALVADOR TINEO	ESP.	204.546
9	9	ESCUDERIA OURENSE	AUTO BUIGAS-SMC JUNIOR	LUIS MIGUEL REYES	ESP.	204.159
10	1	BMW	PRENSA MINI ESPAÑA	RAFAEL CID	ESP.	204.159
11	35	DANIEL SARIÑERA	VEHINTER - DALE GAS	ALVARO RODRIGUEZ	ESP.	203.774
12	37	GUADALIX SIERRA RACING	LENKER & GRIBLAU	JOSE MANUEL DE LOS MILAGROS	ESP.	203.390
13	40	PASCAL HIDALGO	SECOLEC-CANOTURIA	PASCAL HIDALGO	ESP.	203.390
14	4	BMW	BAHIA RACING TEAM	PATRICK GONÇALVES	BZ.	203.008
15	6	RASANTE SPORT	MINI MADRID	ALVARO VELA	ESP.	202.627
16	41	S.CONRADO	MORELLI RACING	PAULO ALHO	PT.	199.262
17	5	DRIVEX	FOX TEAM	ANGEL SEVILLANO	ESP.	198.896
18	66	EFICAR TEAM	EFICAR - TRUCK & WHEEL	TIAGO BORGES	PT.	198.166

PARRILLA DE SALIDA Carrera Clasificatoria - A

Num.	Piloto	Tiempo	Fila	Num.	Piloto	Tiempo
------	--------	--------	------	------	--------	--------

10	MIGUEL VILLACIEROS	
----	--------------------	--

5	ANGEL SEVILLANO	1'53.161
---	-----------------	----------

8	MARC MARTIN	1'51.714
---	-------------	----------

69	STEVE MATTHYSSEN	1'51.406
----	------------------	----------

88	SALVADOR TINEO	1'50.724
----	----------------	----------

40	PASCAL HIDALGO	1'50.595
----	----------------	----------

27	PABLO AMOROS	1'50.521
----	--------------	----------

2	MARCOS FERNANDEZ	1'50.241
---	------------------	----------

9	LUIS MIGUEL REYES	1'49.917
---	-------------------	----------

37	JOSE MANUEL DE LOS MILAGRO	1'49.563
----	----------------------------	----------

.... 9

66	TIAGO BORGES	1'53.923
----	--------------	----------

.... 8

4	PATRICK GONÇALVES	1'51.914
---	-------------------	----------

.... 7

1	RAFAEL CID	1'51.431
---	------------	----------

.... 6

41	PAULO ALHO	1'50.998
----	------------	----------

.... 5

6	ALVARO VELA	1'50.697
---	-------------	----------

.... 4

77	FERNANDO NAVARRETE	1'50.587
----	--------------------	----------

.... 3

25	PAUL STÖKELL	1'50.456
----	--------------	----------

.... 2

35	ALVARO RODRIGUEZ	1'50.080
----	------------------	----------

.... 1

13	ALEX ROYO	1'49.636
----	-----------	----------



LOS COMISARIOS DEPORTIVOS

JEFE de CRONOMETRAJE

RESULTADOS OFICIALES Entrenamientos Piloto Grupo - A

Ord.	Nº	Concursante	Equipo	Piloto	Nac.	N.V.	V.R.	Tiempo	Dif. 1º	Dif. Ant	Km/h
1	37	GUADALIX SIERRA RACING	LENKER & GRÍBLAU	JOSE MANUEL DE LOS MILAGROS	ESP.	7	4	1'49.563			126.503
2	13	AUTOSA TORMES COMPETICION	AUTOSA TORMES COMPETICION	ALEX ROYO	ESP.	10	5	1'49.636	0"073	0"073	126.419
3	9	ESCUADERIA OURENSE	AUTO BUIGAS-SMC JUNIOR	LUIS MIGUEL REYES	ESP.	9	9	1'49.917	0"354	ERR	126.096
4	35	DANIEL SARIÑERA	VEHINTER - DALE GAS	ALVARO RODRIGUEZ	ESP.	8	5	1'50.080	0"517	0"163	125.909
5	2	ASOCIACION GOTA RACING	MARCO ALDANY	MARCOS FERNANDEZ	ESP.	8	6	1'50.241	0"678	0"161	125.725
6	25	BMW	TEAM AUSTRALIA	PAUL STÖKELL	AUS.	10	4	1'50.456	0"893	0"215	125.480
7	27	EFICAR TEAM	EFICAR-INAUTO	PABLO AMOROS	ESP.	9	7	1'50.521	0"958	0"065	125.407
8	77	JORGE BAEZA	FOOD&GOOD - SMC JUNIOR	FERNANDO NAVARRETE	ESP.	9	6	1'50.587	1"024	0"066	125.332
9	40	PASCAL HIDALGO	SECOLEC-CANOTURIA	PASCAL HIDALGO	ESP.	9	4	1'50.595	1"032	0"008	125.323
10	6	RASANTE SPORT	MINI MADRID	ALVARO VELA	ESP.	9	9	1'50.697	1"134	0"102	125.207
11	88	SALVADOR TINEO	TEAM GUARNIERI	SALVADOR TINEO	ESP.	9	5	1'50.724	1"161	0"027	125.177
12	41	S.CONRADO	MORELLI RACING	PAULO ALHO	PT.	5	3	1'50.998	1"435	0"274	124.868
13	69	STEVE MATTHYSEN	4TUBE - DALE GAS	STEVE MATTHYSSEN	ESP.	9	4	1'51.406	1"843	0"408	124.410
14	1	BMW	PRENSA MINI ESPAÑA	RAFAEL CID	ESP.	9	6	1'51.431	1"868	0"025	124.382
15	8	MARC MARTIN	MARTIN I CONESA	MARC MARTIN	ESP.	9	6	1'51.714	2"151	0"283	124.067
16	4	BMW	BAHIA RACING TEAM	PATRICK GONÇALVES	BZ.	8	5	1'51.914	2"351	0"200	123.846
17	5	DRIVEX	FOX TEAM	ANGEL SEVILLANO	ESP.	9	9	1'53.161	3"598	1"247	122.481
18	66	EFICAR TEAM	EFICAR - TRUCK & WHEEL	TIAGO BORGES	PT.	6	6	1'53.923	4"360	0"762	121.662

Anuladps los tiempos del participante numero 10 en virtud del Art. 10.5 del RT de la Mini Challenge y 22.1 del RDVC.

Circuito del Jarama 05 de Junio de 2010

A las

Horas.



Santisima Trinidad 30 28010 MADRID
Tel y Fax 91.448.32.06
www.cronococa.com
e-mail: info@cronococa.com

LOS COMISARIOS DEPORTIVOS

EL JEFE DE CRONOMETRAJE



Juan Bravo 17 28006 MADRID
Tel 91.432.27.50
www.gtsport.es
e-mail: info@gtsport.es

RESULTADOS Entrenamientos Piloto Grupo - B

Ord.	Nº	Concursante	Equipo	Piloto	Nac.	N.V.	V.R.	Tiempo	Dif. 1º	Dif. Ant	Km/h
1	66	EFICAR TEAM	EFICAR - TRUCK & WHEEL	GONÇALO GOMES	PT.	9	7	1'49.728			126.313
2	35	DANIEL SARIÑERA	VEHINTER - DALE GAS	ALBERTO CERRO	ESP.	9	7	1'50.138	0"410	0"410	125.843
3	27	EFICAR TEAM	EFICAR-INAUTO	LUIGI MAZZALI	ESP.	9	7	1'50.180	0"452	0"042	125.795
4	9	ESCUADERIA OURENSE	AUTO BUIGAS-SMC JUNIOR	MARTA SURIA	ESP.	9	9	1'50.208	0"480	0"028	125.763
5	37	GUADALIX SIERRA RACING	LENKER & GRIBLAU	JAVIER VILLA	ESP.	9	7	1'50.209	0"481	0"001	125.762
6	2	ASOCIACION GOTA RACING	MARCO ALDANY	LUIS MIGUEL NETO	PT.	5	4	1'50.284	0"556	0"075	125.676
7	13	AUTOSA TORMES COMPETICION	AUTOSA TORMES COMPETICION	OSCAR PALACIO	ESP.	9	7	1'50.312	0"584	0"028	125.644
8	25	BMW	TEAM AUSTRALIA	CHRISTOPHER ALAJAJIAN	AUS.	8	5	1'50.467	0"739	0"155	125.468
9	77	JORGE BAEZA	FOOD&GOOD - SMC JUNIOR	JORGE BAEZA	ESP.	9	8	1'50.629	0"901	0"162	125.284
10	10	JUAN IGNACIO VILLACIEROS	VILLACIEROS MOTORSPORT	KURU VILLACIEROS	ESP.	8	8	1'50.634	0"906	0"005	125.278
11	6	RASANTE SPORT	MINI MADRID	BORJA DE MOLLINEDO	ESP.	9	4	1'50.659	0"931	0"025	125.250
12	88	SALVADOR TINEO	TEAM GUARNIERI	ANGEL SANTOS	ESP.	9	8	1'51.135	1"407	0"476	124.714
13	40	PASCAL HIDALGO	SECOLEC-CANOTURIA	PATRICK HIDALGO	ESP.	9	8	1'51.140	1"412	0"005	124.708
14	4	BMW	BAHIA RACING TEAM	PATRICK GONÇALVES	BZ.	10	8	1'51.324	1"596	0"184	124.502
15	8	MARC MARTIN	MARTIN I CONESA	JORDI PALOMERAS	ESP.	9	3	1'51.390	1"662	0"066	124.428
16	69	STEVE MATTHYSEN	4TUBE - DALE GAS	STEVE MATTHYSEN	ESP.	10	8	1'51.414	1"686	0"024	124.401
17	41	S.CONRADO	MORELLI RACING	FRANCISCO FINO	PT.	9	9	1'51.558	1"830	0"144	124.241
18	1	BMW	PRENSA MINI ESPAÑA	EDUARDO BUENO	ESP.	8	4	1'54.197	4"469	2"639	121.370
19	5	DRIVEX	FOX TEAM	PILAR JIMENEZ	ESP.	8	5	2'02.207	12"479	8"010	113.415

Circuito del Jarama 05 de Junio de 2010

A las 10:17 Horas.

TIEMPOS POR VUELTA Entrenamientos Piloto Grupo - B

Numero	1			2			4			5			6			8		
	Vuelta	Parciales	Vel./Pil.	Vuelta	Parciales	Vel./Pil.	Vuelta	Parciales	Vel./Pil.	Vuelta	Parciales	Vel./Pil.	Vuelta	Parciales	Vel./Pil.	Vuelta	Parciales	Vel./Pil.
1ª - 1	0'43.867	0'43.867	200.744	0'42.821	0'42.821	202.627	0'43.339	0'43.339	204.546	0'51.486	0'51.486	169.545	0'43.155	0'43.155	201.118	0'42.894	0'42.894	200.372
1ª - 2	1'22.135	0'38.268		1'19.778	<u>0'36.957</u>		1'20.920	0'37.581		1'42.692	0'51.206		1'20.125	0'36.970		1'20.261	0'37.367	
1ª - 3	1'54.993	0'32.858		1'50.707	0'30.929		1'52.398	0'31.478		2'20.692	0'38.000		1'51.592	0'31.467		1'51.497	0'31.236	
2ª - 1	0'44.316	0'44.316	201.118	0'42.692	0'42.692	206.897	0'43.219	0'43.219	204.159	0'47.064	0'47.064	168.225	0'42.826	0'42.826	202.627	0'42.759	<u>0'42.759</u>	203.008
2ª - 2	1'24.037	0'39.721		1'19.706	0'37.014		1'20.721	0'37.502		1'29.183	0'42.119		1'19.844	0'37.018		1'20.162	0'37.403	
2ª - 3	2'00.562	0'36.525		1'50.633	0'30.927		1'52.215	0'31.494		2'03.229	0'34.046		1'50.958	<u>0'31.114</u>		<u>1'51.390</u>	<u>0'31.228</u>	
3ª - 1	0'44.153	0'44.153	200.744	0'42.355	<u>0'42.355</u>	205.324	0'50.961	0'50.961	185.887	0'46.444	0'46.444	175.325	0'42.632	<u>0'42.632</u>	205.324	0'43.462	0'43.462	197.803
3ª - 2	1'22.248	0'38.095		1'19.358	0'37.003		1'29.642	0'38.681		1'28.234	0'41.790		1'19.500	0'36.868		1'20.911	0'37.449	
3ª - 3	<u>1'54.197</u>	<u>0'31.949</u>		<u>1'50.284</u>	<u>0'30.926</u>		2'01.138	0'31.496		2'02.243	0'34.009		<u>1'50.659</u>	0'31.159		1'52.199	0'31.288	
4ª - 1	0'43.907	0'43.907	200.372	0'47.287	0'47.287	179.105	0'42.999	0'42.999	202.627	0'46.636	0'46.636	178.218	0'42.750	0'42.750	203.390	0'45.296	0'45.296	187.176
4ª - 2	1'22.546	0'38.639		1'30.492	0'43.205		1'20.162	<u>0'37.163</u>		1'27.848	0'41.212		1'19.793	0'37.043		1'24.987	0'39.691	
4ª - 3	1'55.220	0'32.674		2'10.968	0'40.476	PIT	1'51.657	0'31.495		<u>2'02.207</u>	0'34.359		1'56.019	0'36.226		2'04.851	0'39.864	PIT
5ª - 1	0'43.724	<u>0'43.724</u>	201.118				0'42.767	<u>0'42.767</u>	203.008	0'48.238	0'48.238	183.987	0'58.920	0'58.920	134.832	3'46.984	3'46.984	
5ª - 2	1'23.773	0'40.049					1'20.287	0'37.520		1'36.098	0'47.860		1'45.752	0'46.832		4'24.297	<u>0'37.313</u>	
5ª - 3	1'56.728	0'32.955					1'51.757	0'31.470		2'02.065	0'33.967		2'16.903	0'31.151		4'55.741	0'31.444	
6ª - 1	0'43.986	0'43.986	200.001				0'50.842	0'50.842	201.493	0'46.321	0'46.321	179.701	0'42.972	0'42.972	203.390	0'43.317	0'43.317	200.744
6ª - 2	1'21.817	<u>0'37.831</u>					1'33.346	0'42.504		1'27.248	<u>0'40.927</u>		1'19.816	<u>0'36.844</u>		1'20.758	0'37.441	
6ª - 3	1'54.735	0'32.918					2'04.797	0'31.451		2'05.269	0'38.021		1'51.019	0'31.203		1'52.078	0'31.320	
7ª - 1	0'44.838	0'44.838	195.299				0'42.873	0'42.873	204.546	0'46.098	0'46.098	178.513	0'42.859	0'42.859	200.744	0'43.104	0'43.104	200.744
7ª - 2	1'23.417	0'38.579					1'20.072	0'37.199		1'29.938	0'43.840		1'19.733	0'36.874		1'20.558	0'37.454	
7ª - 3	1'55.598	0'32.181					<u>1'51.324</u>	<u>0'31.252</u>		2'03.349	<u>0'33.411</u>		1'50.995	0'31.262		1'52.443	0'31.885	
8ª - 1			144.193				0'42.965	0'42.965	201.870	0'45.625	<u>0'45.625</u>	190.477	0'42.938	0'42.938	202.248	0'46.923	0'46.923	198.896
8ª - 2							1'20.329	0'37.364		1'27.001	0'41.376		1'19.964	0'37.026		1'27.685	0'40.762	
8ª - 3							1'51.956	0'31.627					2'04.843	0'44.879	PIT	2'05.402	0'37.717	PIT
9ª - 1							0'42.938	0'42.938	202.248									
9ª - 2							1'20.156	0'37.218										
9ª - 3							1'51.675	0'31.519										

Vuelta Ideal	
0'43.724	0'43.724
1'21.555	0'37.831
1'53.504	0'31.949

Vuelta Ideal	
0'42.355	0'42.355
1'19.312	0'36.957
1'50.238	0'30.926

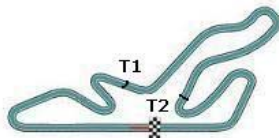
Vuelta Ideal	
0'42.767	0'42.767
1'19.930	0'37.163
1'51.182	0'31.252

Vuelta Ideal	
0'45.625	0'45.625
1'26.552	0'40.927
1'59.963	0'33.411

Vuelta Ideal	
0'42.632	0'42.632
1'19.476	0'36.844
1'50.590	0'31.114

Vuelta Ideal	
0'42.759	0'42.759
1'20.072	0'37.313
1'51.300	0'31.228

Vuelta Mas Rapida Ideal	
0'42.009	0'42.009
1'18.627	0'36.618
1'49.491	0'30.864



TIEMPOS POR VUELTA Entrenamientos Piloto Grupo - B

Numero	9			10			13			25			27			35		
	Vuelta	Parciales	Vel./Pil.	Vuelta	Parciales	Vel./Pil.	Vuelta	Parciales	Vel./Pil.	Vuelta	Parciales	Vel./Pil.	Vuelta	Parciales	Vel./Pil.	Vuelta	Parciales	Vel./Pil.
1ª - 1	0'42.947	0'42.947	203.390	3'33.423	3'33.423		0'42.494	<u>0'42.494</u>	204.546	0'42.633	0'42.633	202.248	0'42.683	0'42.683	202.248	0'42.653	0'42.653	200.372
1ª - 2	1'20.210	0'37.263		4'15.027	0'41.604		1'19.335	0'36.841		1'19.554	0'36.921		1'19.613	0'36.930		1'19.732	0'37.079	
1ª - 3	1'51.711	0'31.501		4'47.209	0'32.182		1'50.623	0'31.288		1'50.641	<u>0'31.087</u>		1'50.769	0'31.156		1'51.054	0'31.322	
2ª - 1	0'42.661	0'42.661	204.546	0'43.006	0'43.006	203.774	0'42.573	0'42.573	206.107	0'42.789	0'42.789	203.008	0'42.630	0'42.630	203.390	0'43.338	0'43.338	201.118
2ª - 2	1'20.064	0'37.403		1'19.999	0'36.993		1'19.299	0'36.726		1'19.713	0'36.924		1'19.804	0'37.174		1'29.418	0'46.080	
2ª - 3	2'00.626	0'40.562	PIT	1'51.556	0'31.557		1'50.355	0'31.056		1'55.746	0'36.033	PIT	1'56.688	0'36.884	PIT	2'04.602	0'35.184	
3ª - 1	2'50.432	2'50.432		0'42.770	0'42.770	203.390	0'42.676	0'42.676	204.159	2'35.730	2'35.730		2'30.199	2'30.199		0'42.407	<u>0'42.407</u>	203.390
3ª - 2	3'28.315	0'37.883		1'19.498	<u>0'36.728</u>		1'19.376	<u>0'36.700</u>		3'12.932	0'37.202		3'09.031	0'38.832		1'19.143	0'36.736	
3ª - 3	3'59.613	0'31.298		1'50.797	0'31.299		1'50.435	0'31.059		3'44.192	0'31.260		3'40.274	0'31.243		1'50.290	0'31.147	
4ª - 1	0'42.542	0'42.542	202.627	0'42.442	0'42.442	204.546	0'45.461	0'45.461	204.546	0'42.554	0'42.554	199.262	0'42.377	0'42.377	204.546	0'42.558	0'42.558	202.248
4ª - 2	1'19.405	0'36.863		1'19.295	0'36.853		1'42.066	0'56.605		1'19.297	<u>0'36.743</u>		1'19.324	0'36.947		1'19.176	<u>0'36.618</u>	
4ª - 3	1'50.509	0'31.104		1'50.683	0'31.388		2'23.283	0'41.217		1'50.467	0'31.170		1'50.482	0'31.158		1'50.522	0'31.346	
5ª - 1	0'42.355	<u>0'42.355</u>	201.870	0'44.957	0'44.957	204.546	0'51.637	0'51.637	171.702	0'42.545	0'42.545	201.118	0'42.414	0'42.414	204.934	0'57.143	0'57.143	151.261
5ª - 2	1'19.457	0'37.102		1'25.547	0'40.590		1'39.980	0'48.343		1'19.662	0'37.117		1'19.247	<u>0'36.833</u>		1'48.251	0'51.108	
5ª - 3	1'50.490	0'31.033		2'05.183	0'39.636	PIT	2'14.935	0'34.955		1'50.943	0'31.281		1'50.424	0'31.177		2'20.221	0'31.970	
6ª - 1	0'42.357	0'42.357	201.493	1'25.224	1'25.224		0'42.640	0'42.640	203.774	0'42.877	0'42.877	200.372	0'42.314	0'42.314	205.715	0'42.413	0'42.413	202.627
6ª - 2	1'19.333	0'36.976		2'02.245	0'37.021		1'19.448	0'36.808		1'20.594	0'37.717		1'19.216	0'36.902		1'19.104	0'36.691	
6ª - 3	1'50.271	<u>0'30.938</u>		2'33.415	<u>0'31.170</u>		<u>1'50.312</u>	<u>0'30.864</u>		1'52.010	0'31.416		<u>1'50.180</u>	<u>0'30.964</u>		<u>1'50.138</u>	<u>0'31.034</u>	
7ª - 1	0'42.400	0'42.400	200.372	0'42.409	<u>0'42.409</u>	203.774	0'42.776	0'42.776	203.774	0'42.398	<u>0'42.398</u>	200.744	0'42.455	0'42.455	205.324	0'42.616	0'42.616	200.744
7ª - 2	1'19.284	0'36.884		1'19.240	0'36.831		1'19.533	0'36.757		1'19.718	0'37.320		1'28.971	0'46.516		1'22.332	0'39.716	
7ª - 3	1'50.428	0'31.144		<u>1'50.634</u>	0'31.394		1'50.743	0'31.210		1'50.943	0'31.357		2'01.510	0'32.539		1'59.546	0'37.214	
8ª - 1	0'42.388	0'42.388	201.493	0'46.926	0'46.926	176.471	0'42.701	0'42.701	203.774			161.677	0'42.201	<u>0'42.201</u>	204.546	0'42.451	0'42.451	202.248
8ª - 2	1'19.234	<u>0'36.846</u>		1'28.394	0'41.468		1'19.627	0'36.926					1'19.228	0'37.027		1'19.206	0'36.755	
8ª - 3	<u>1'50.208</u>	0'30.974					1'50.844	0'31.217					1'50.289	0'31.061		1'50.450	0'31.244	
9ª - 1	0'52.856	0'52.856	182.125						155.173				1'02.097	1'02.097	129.187	0'55.747	0'55.747	153.192
9ª - 2																		
9ª - 3																		

Vuelta Ideal	
0'42.355	0'42.355
1'19.201	0'36.846
1'50.139	0'30.938

Vuelta Ideal	
0'42.409	0'42.409
1'19.137	0'36.728
1'50.307	0'31.170

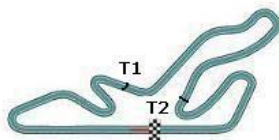
Vuelta Ideal	
0'42.494	0'42.494
1'19.194	0'36.700
1'50.058	0'30.864

Vuelta Ideal	
0'42.398	0'42.398
1'19.141	0'36.743
1'50.228	0'31.087

Vuelta Ideal	
0'42.201	0'42.201
1'19.034	0'36.833
1'49.998	0'30.964

Vuelta Ideal	
0'42.407	0'42.407
1'19.025	0'36.618
1'50.059	0'31.034

Vuelta Mas Rapida Ideal	
0'42.009	0'42.009
1'18.627	0'36.618
1'49.491	0'30.864



TIEMPOS POR VUELTA Entrenamientos Piloto Grupo - B

Numero	37			40			41			66			69			77		
	Vuelta	Parciales	Vel./Pil.	Vuelta	Parciales	Vel./Pil.	Vuelta	Parciales	Vel./Pil.	Vuelta	Parciales	Vel./Pil.	Vuelta	Parciales	Vel./Pil.	Vuelta	Parciales	Vel./Pil.
1ª - 1	0'42.833	0'42.833	201.493	0'43.226	0'43.226	203.390	0'43.233	0'43.233	200.372	0'42.453	0'42.453	203.774	0'42.925	0'42.925	203.774	0'43.783	0'43.783	203.390
1ª - 2	1'20.012	0'37.179		1'21.515	0'38.289		1'20.484	0'37.251		1'19.393	0'36.940		1'20.322	0'37.397		1'21.432	0'37.649	
1ª - 3	1'51.399	0'31.387		1'53.621	0'32.106		1'51.862	0'31.378		1'50.664	0'31.271		1'51.933	0'31.611		1'53.261	0'31.829	
2ª - 1	0'42.991	0'42.991	202.248	0'42.876	0'42.876	200.744	0'46.069	0'46.069	200.372	0'42.137	0'42.137	203.390	0'43.213	0'43.213	201.870	0'43.100	0'43.100	203.390
2ª - 2	1'20.539	0'37.548		1'20.209	0'37.333		1'30.536	0'44.467		1'18.985	0'36.848		1'20.639	0'37.426		1'20.391	0'37.291	
2ª - 3	1'59.879	0'39.340	PIT	1'51.743	0'31.534		2'19.667	0'49.131	PIT	1'50.223	0'31.238		1'52.302	0'31.663		1'58.074	0'37.683	PIT
3ª - 1	3'04.217	3'04.217		0'43.156	0'43.156	199.631	2'51.258	2'51.258		0'42.588	0'42.588	201.493	0'43.017	0'43.017	202.627	2'51.653	2'51.653	
3ª - 2	3'41.672	0'37.455		1'20.301	0'37.145		3'40.010	0'48.752		1'20.103	0'37.515		1'20.466	0'37.449		3'29.209	0'37.556	
3ª - 3	4'13.547	0'31.875		1'51.734	0'31.433		4'11.606	0'31.596		1'56.066	0'35.963		1'51.976	0'31.510	PIT	4'00.711	0'31.502	
4ª - 1	0'42.208	0'42.208	203.008	0'43.004	0'43.004	199.631	0'42.807	0'42.807	204.934	2'29.280	2'29.280		0'46.611	0'46.611	180.301	0'42.831	0'42.831	201.493
4ª - 2	1'19.171	0'36.963		1'20.038	0'37.034		1'20.170	0'37.363		3'16.322	0'47.042		1'34.636	0'48.025		1'20.233	0'37.402	
4ª - 3	1'50.504	0'31.333		1'51.676	0'31.638		1'51.565	0'31.395		3'50.756	0'34.434		2'06.783	0'32.147		1'51.704	0'31.471	
5ª - 1	0'42.329	0'42.329	201.870	0'45.361	0'45.361	171.975	0'43.116	0'43.116	198.166	0'48.522	0'48.522	165.138	0'43.056	0'43.056	203.774	0'44.539	0'44.539	200.372
5ª - 2	1'19.432	0'37.103		1'23.997	0'38.636		1'20.766	0'37.650		1'31.393	0'42.871		1'20.356	0'37.300		1'21.802	0'37.263	
5ª - 3	1'50.504	0'31.072		1'55.906	0'31.909		1'52.061	0'31.295		2'02.726	0'31.333		1'51.717	0'31.361		1'52.961	0'31.159	
6ª - 1	0'42.236	0'42.236	203.774	0'42.677	0'42.677	201.493	0'42.815	0'42.815	204.934	0'42.079	0'42.079	201.493	0'43.977	0'43.977	204.159	0'42.364	0'42.364	203.008
6ª - 2	1'19.035	0'36.799		1'20.044	0'37.367		1'20.311	0'37.496		1'18.773	0'36.694		1'30.664	0'46.687		1'19.394	0'37.030	
6ª - 3	1'50.209	0'31.174		1'51.331	0'31.287		1'52.435	0'32.124		1'49.728	0'30.955		2'02.582	0'31.918		1'50.800	0'31.406	
7ª - 1	0'48.050	0'48.050	166.410	0'42.628	0'42.628	200.000	0'43.156	0'43.156	198.166	0'42.009	0'42.009	201.493	0'42.814	0'42.814	204.546	0'42.507	0'42.507	200.744
7ª - 2	1'31.558	0'43.508		1'19.743	0'37.115		1'21.843	0'38.687		1'18.871	0'36.862		1'20.027	0'37.213		1'19.413	0'36.906	
7ª - 3	2'07.474	0'35.916		1'51.140	0'31.397		1'53.457	0'31.614		1'49.956	0'31.085		1'51.414	0'31.387		1'50.629	0'31.216	
8ª - 1	0'42.211	0'42.211	203.390	0'42.742	0'42.742	201.118	0'42.758	0'42.758	204.159	0'48.316	0'48.316	177.925	0'42.896	0'42.896	203.390	0'42.673	0'42.673	203.774
8ª - 2	1'19.181	0'36.970		1'19.905	0'37.163		1'20.190	0'37.432		1'31.189	0'42.873		1'20.191	0'37.295		1'19.699	0'37.026	
8ª - 3	1'50.331	0'31.150		1'51.395	0'31.490		1'51.558	0'31.368		2'11.043	0'39.854	PIT	1'51.536	0'31.345		1'50.933	0'31.234	
9ª - 1	0'58.181	0'58.181	152.543	0'49.002	0'49.002	137.932	0'58.109	0'58.109	109.980				0'42.786	0'42.786	203.390	0'49.960	0'49.960	195.653
9ª - 2													1'20.317	0'37.531				
9ª - 3													1'51.743	0'31.426				

Vuelta Ideal	
0'42.208	0'42.208
1'19.007	0'36.799
1'50.079	0'31.072

Vuelta Ideal	
0'42.628	0'42.628
1'19.662	0'37.034
1'50.949	0'31.287

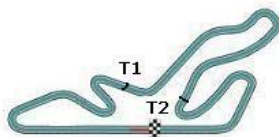
Vuelta Ideal	
0'42.758	0'42.758
1'20.009	0'37.251
1'51.304	0'31.295

Vuelta Ideal	
0'42.009	0'42.009
1'18.703	0'36.694
1'49.658	0'30.955

Vuelta Ideal	
0'42.786	0'42.786
1'19.999	0'37.213
1'51.344	0'31.345

Vuelta Ideal	
0'42.364	0'42.364
1'19.270	0'36.906
1'50.429	0'31.159

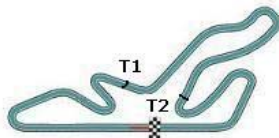
Vuelta Mas Rapida Ideal	
0'42.009	0'42.009
1'18.627	0'36.618
1'49.491	0'30.864



TIEMPOS POR VUELTA Entrenamientos Piloto Grupo - B

88			
Numero	Vuelta	Parciales	Vel./Pil.
1ª - 1	0'44.777	0'44.777	202.627
1ª - 2	1'23.341	0'38.564	
1ª - 3	2'14.772	0'51.431	
2ª - 1	0'43.428	0'43.428	197.081
2ª - 2	1'20.509	0'37.081	
2ª - 3	1'51.746	0'31.237	
3ª - 1	0'43.005	0'43.005	201.870
3ª - 2	1'20.008	0'37.003	
3ª - 3	1'51.446	0'31.438	
4ª - 1	0'43.056	0'43.056	201.118
4ª - 2	1'20.255	0'37.199	
4ª - 3	1'51.645	0'31.390	
5ª - 1	0'45.959	0'45.959	197.081
5ª - 2	1'25.844	0'39.885	
5ª - 3	2'05.781	0'39.937	PIT
6ª - 1	1'42.755	1'42.755	
6ª - 2	2'19.990	0'37.235	
6ª - 3	2'51.682	0'31.692	
7ª - 1	0'42.722	0'42.722	201.493
7ª - 2	1'19.842	0'37.120	
7ª - 3	1'51.135	0'31.293	
8ª - 1	0'42.732	0'42.732	203.390
8ª - 2	1'20.025	0'37.293	
8ª - 3	1'51.264	0'31.239	
9ª - 1			170.887
9ª - 2			
9ª - 3			

Vuelta Ideal	
0'42.722	0'42.722
1'19.725	0'37.003
1'50.962	0'31.237



Clasificación por Sectores Entrenamientos Piloto Grupo - B

Sector - 1				Sector - 2				Sector - 3				Vuelta Ideal vs Vuelta Rapida				
Ord.	Nº	Piloto	Tiempo	Nº	Piloto	Tiempo	Nº	Piloto	Tiempo	Ord.	Nº	Piloto	V. Ideal	V. Rapida	Ord.	
1	66	GONÇALO GOMES	42.009	35	ALBERTO CERRO	36.618	13	OSCAR PALACIO	30.864	1	66	GONÇALO GOMES	1'49.658	1'49.728	1	
2	27	LUIGI MAZZALI	42.201	66	GONÇALO GOMES	36.694	2	LUIS MIGUEL NETO	30.926	2	27	LUIGI MAZZALI	1'49.998	1'50.180	3	
3	37	JAVIER VILLA	42.208	13	OSCAR PALACIO	36.700	9	MARTA SURIA	30.938	3	13	OSCAR PALACIO	1'50.058	1'50.312	7	
4	2	LUIS MIGUEL NETO	42.355	10	KURU VILLACIEROS	36.728	66	GONÇALO GOMES	30.955	4	35	ALBERTO CERRO	1'50.059	1'50.138	2	
5	9	MARTA SURIA	42.355	25	CHRISTOPHER ALAJAJIAN	36.743	27	LUIGI MAZZALI	30.964	5	37	JAVIER VILLA	1'50.079	1'50.209	5	
6	77	JORGE BAEZA	42.364	37	JAVIER VILLA	36.799	35	ALBERTO CERRO	31.034	6	9	MARTA SURIA	1'50.139	1'50.208	4	
7	25	CHRISTOPHER ALAJAJIAN	42.398	27	LUIGI MAZZALI	36.833	37	JAVIER VILLA	31.072	7	25	CHRISTOPHER ALAJAJIAN	1'50.228	1'50.467	8	
8	35	ALBERTO CERRO	42.407	6	BORJA DE MOLLINEDO	36.844	25	CHRISTOPHER ALAJAJIAN	31.087	8	2	LUIS MIGUEL NETO	1'50.238	1'50.284	6	
9	10	KURU VILLACIEROS	42.409	9	MARTA SURIA	36.846	6	BORJA DE MOLLINEDO	31.114	9	10	KURU VILLACIEROS	1'50.307	1'50.634	10	
10	13	OSCAR PALACIO	42.494	77	JORGE BAEZA	36.906	77	JORGE BAEZA	31.159	10	77	JORGE BAEZA	1'50.429	1'50.629	9	
11	40	PATRICK HIDALGO	42.628	2	LUIS MIGUEL NETO	36.957	10	KURU VILLACIEROS	31.170	11	6	BORJA DE MOLLINEDO	1'50.590	1'50.659	11	
12	6	BORJA DE MOLLINEDO	42.632	88	ANGEL SANTOS	37.003	8	JORDI PALOMERAS	31.228	12	40	PATRICK HIDALGO	1'50.949	1'51.140	13	
13	88	ANGEL SANTOS	42.722	40	PATRICK HIDALGO	37.034	88	ANGEL SANTOS	31.237	13	88	ANGEL SANTOS	1'50.962	1'51.135	12	
14	41	FRANCISCO FINO	42.758	4	PATRICK GONÇALVES	37.163	4	PATRICK GONÇALVES	31.252	14	4	PATRICK GONÇALVES	1'51.182	1'51.324	14	
15	8	JORDI PALOMERAS	42.759	69	STEVE MATTHYSSEN	37.213	40	PATRICK HIDALGO	31.287	15	8	JORDI PALOMERAS	1'51.300	1'51.390	15	
16	4	PATRICK GONÇALVES	42.767	41	FRANCISCO FINO	37.251	41	FRANCISCO FINO	31.295	16	41	FRANCISCO FINO	1'51.304	1'51.558	17	
17	69	STEVE MATTHYSSEN	42.786	8	JORDI PALOMERAS	37.313	69	STEVE MATTHYSSEN	31.345	17	69	STEVE MATTHYSSEN	1'51.344	1'51.414	16	
18	1	EDUARDO BUENO	43.724	1	EDUARDO BUENO	37.831	1	EDUARDO BUENO	31.949	18	1	EDUARDO BUENO	1'53.504	1'54.197	18	
19	5	PILAR JIMENEZ	45.625	5	PILAR JIMENEZ	40.927	5	PILAR JIMENEZ	33.411	19	5	PILAR JIMENEZ	1'59.963	2'02.207	19	

EVOLUCION VUELTAS RAPIDAS Entrenamientos Piloto Grupo - B

Hora	10h.02'00"		10h.04'00"		10h.06'00"		10h.08'00"		10h.10'00"		10h.12'00"		10h.14'00"		10h.16'00"		
	Num.	Tiempo	Num.	Tiempo	Num.	Tiempo	Num.	Tiempo	Num.	Tiempo	Num.	Tiempo	Num.	Tiempo	Num.	Tiempo	
1º	66	1'50.663	66	1'50.222	66	1'50.222	66	1'50.222	66	1'50.222	35	1'50.137	66	1'49.728	66	1'49.728	GONÇALO GOMES
2º	2	1'50.707	13	1'50.623	2	1'50.284	2	1'50.284	2	1'50.284	66	1'50.222	35	1'50.137	35	1'50.137	ALBERTO CERRO
3º	27	1'50.769	2	1'50.633	35	1'50.289	35	1'50.289	35	1'50.289	9	1'50.271	27	1'50.180	27	1'50.180	LUIGI MAZZALI
4º	35	1'51.053	25	1'50.640	13	1'50.354	13	1'50.354	13	1'50.354	2	1'50.284	37	1'50.209	9	1'50.207	MARTA SURIA
5º	8	1'51.389	27	1'50.769	25	1'50.640	25	1'50.640	27	1'50.481	13	1'50.354	9	1'50.271	37	1'50.209	JAVIER VILLA
6º	37	1'51.398	6	1'50.957	6	1'50.659	6	1'50.659	9	1'50.489	27	1'50.423	2	1'50.284	2	1'50.284	LUIS MIGUEL NETO
7º	6	1'51.592	35	1'51.053	27	1'50.769	27	1'50.769	37	1'50.504	25	1'50.467	13	1'50.311	13	1'50.311	OSCAR PALACIO
8º	9	1'51.711	8	1'51.389	8	1'51.389	10	1'50.796	25	1'50.640	37	1'50.504	25	1'50.467	25	1'50.467	CHRISTOPHER ALAJAJIAN
9º	41	1'51.861	37	1'51.398	37	1'51.398	8	1'51.389	6	1'50.659	6	1'50.659	77	1'50.629	77	1'50.629	JORGE BAEZA
10º	69	1'51.933	9	1'51.711	10	1'51.556	37	1'51.398	10	1'50.682	10	1'50.682	6	1'50.659	10	1'50.633	KURU VILLACIEROS
11º	4	1'52.398	41	1'51.861	9	1'51.711	88	1'51.446	8	1'51.389	40	1'51.330	10	1'50.682	6	1'50.659	BORJA DE MOLLINEDO
12º	77	1'53.260	69	1'51.933	40	1'51.733	4	1'51.656	88	1'51.446	8	1'51.389	40	1'51.139	88	1'51.135	ANGEL SANTOS
13º			4	1'52.215	88	1'51.745	40	1'51.675	41	1'51.565	88	1'51.446	4	1'51.324	40	1'51.139	PATRICK HIDALGO
14º			77	1'53.260	41	1'51.861	9	1'51.711	4	1'51.656	41	1'51.565	8	1'51.389	4	1'51.324	PATRICK GONÇALVES
15º			40	1'53.620	69	1'51.933	41	1'51.861	40	1'51.675	4	1'51.656	69	1'51.413	8	1'51.389	JORDI PALOMERAS
16º			88	2'14.771	4	1'52.215	69	1'51.933	77	1'51.703	77	1'51.703	88	1'51.446	69	1'51.413	STEVE MATTHYSSEN
17º			5	2'20.692	77	1'53.260	77	1'53.260	69	1'51.716	69	1'51.716	41	1'51.565	41	1'51.557	FRANCISCO FINO
18º					1	1'54.993	1	1'54.993	1	1'54.197	1	1'54.197	1	1'54.197	1	1'54.197	EDUARDO BUENO
19º					5	2'03.228	5	2'02.242	5	2'02.207	5	2'02.207	5	2'02.207	5	2'02.207	PILAR JIMENEZ



Circuito del Jarama

04 - 06 de Junio de 2010

VELOCIDAD MAXIMA Entrenamientos Piloto Grupo - B

Ord.	Nº	Concursante	Equipo	Piloto	Nac.	Km/h
1	2	ASOCIACION GOTA RACING	MARCO ALDANY	LUIS MIGUEL NETO	PT.	206.897
2	13	AUTOSA TORMES COMPETICION	AUTOSA TORMES COMPETICION	OSCAR PALACIO	ESP.	206.107
3	27	EFICAR TEAM	EFICAR-INAUTO	LUIGI MAZZALI	ESP.	205.715
4	6	RASANTE SPORT	MINI MADRID	BORJA DE MOLLINEDO	ESP.	205.324
5	41	S.CONRADO	MORELLI RACING	FRANCISCO FINO	PT.	204.934
6	10	JUAN IGNACIO VILLACIEROS	VILLACIEROS MOTORSPORT	KURU VILLACIEROS	ESP.	204.546
7	9	ESCUADERIA OURENSE	AUTO BUIGAS-SMC JUNIOR	MARTA SURIA	ESP.	204.546
8	69	STEVE MATTHYSEN	4TUBE - DALE GAS	STEVE MATTHYSSEN	ESP.	204.546
9	4	BMW	BAHIA RACING TEAM	PATRICK GONÇALVES	BZ.	204.546
10	66	EFICAR TEAM	EFICAR - TRUCK & WHEEL	GONÇALO GOMES	PT.	203.774
11	77	JORGE BAEZA	FOOD&GOOD - SMC JUNIOR	JORGE BAEZA	ESP.	203.774
12	37	GUADALIX SIERRA RACING	LENKER & GRÍBLAU	JAVIER VILLA	ESP.	203.774
13	35	DANIEL SARIÑERA	VEHINTER - DALE GAS	ALBERTO CERRO	ESP.	203.390
14	40	PASCAL HIDALGO	SECOLEC-CANOTURIA	PATRICK HIDALGO	ESP.	203.390
15	88	SALVADOR TINEO	TEAM GUARNIERI	ANGEL SANTOS	ESP.	203.390
16	25	BMW	TEAM AUSTRALIA	CHRISTOPHER ALAJAJIAN	AUS.	203.008
17	8	MARC MARTIN	MARTIN I CONESA	JORDI PALOMERAS	ESP.	203.008
18	1	BMW	PRENSA MINI ESPAÑA	EDUARDO BUENO	ESP.	201.118
19	5	DRIVEX	FOX TEAM	PILAR JIMENEZ	ESP.	190.477



Santisima Trinidad 30 28010 MADRID
Tel y Fax 91.448.32.06
www.cronococa.com
e-mail: info@cronococa.com



Juan Bravo 17 28000 MADRID
Tel 91.432.27.50
www.gtsport.es
e-mail: info@gtsport.es

PARRILLA DE SALIDA Carrera Clasificatoria - B

Num.	Piloto	Tiempo	Fila	Num.	Piloto	Tiempo
5	PILAR JIMENEZ	2'02.207				
		 9	1	EDUARDO BUENO	1'54.197
41	FRANCISCO FINO	1'51.558				
		 8	69	STEVE MATTHYSSEN	1'51.414
8	JORDI PALOMERAS	1'51.390				
		 7	4	PATRICK GONÇALVES	1'51.324
40	PATRICK HIDALGO	1'51.140				
		 6	88	ANGEL SANTOS	1'51.135
6	BORJA DE MOLLINEDO	1'50.659				
		 5	10	KURU VILLACIEROS	1'50.634
77	JORGE BAEZA	1'50.629				
		 4	25	CHRISTOPHER ALAJAJIAN	1'50.467
13	OSCAR PALACIO	1'50.312				
		 3	2	LUIS MIGUEL NETO	1'50.284
37	JAVIER VILLA	1'50.209				
		 2	9	MARTA SURIA	1'50.208
27	LUIGI MAZZALI	1'50.180				
		 1	35	ALBERTO CERRO	1'50.138
66	GONÇALO GOMES	1'49.728				



LOS COMISARIOS DEPORTIVOS

JEFE de CRONOMETRAJE